

VANPY: Voice Analysis Framework

Gregory Koushnir*, Michael Fire†, Galit Fuhrmann Alpert‡, Dima Kagan§

Abstract

Voice data is increasingly being used in modern digital communications, yet there is still a lack of comprehensive tools for automated voice analysis and characterization. To this end, we developed the VANPY (Voice Analysis in Python) framework for automated pre-processing, feature extraction, and classification of voice data. The VANPY is an open-source end-to-end comprehensive framework that was developed for the purpose of speaker characterization from voice data. The framework is designed with extensibility in mind, allowing for easy integration of new components and adaptation to various voice analysis applications. It currently incorporates over fifteen voice analysis components - including music/speech separation, voice activity detection, speaker embedding, vocal feature extraction, and various classification models.

Four of the VANPY's components were developed in-house and integrated into the framework to extend its speaker characterization capabilities: gender classification, emotion classification, age regression, and height regression. The models demonstrate robust performance across various datasets, although not surpassing state-of-the-art performance.

As a proof of concept, we demonstrate the framework's ability to extract speaker characteristics on a use-case challenge of analyzing character voices from the movie "Pulp Fiction." The results illustrate the framework's capability to extract multiple speaker characteristics, including gender, age, height, emotion type, and emotion intensity measured across three dimensions: arousal, dominance, and valence. Quantitatively, our gender classifier achieved 100% accuracy with no misses, height estimation resulted in a mean absolute error (MAE) of 5.5 cm for men and 10.2 cm for women, and age estimation yielded an MAE of 8.5 years for men and 9.9 years for women. Although emotion classification remains more challenging, our analysis discusses these results, indicating promising potential.

Keywords

VANPY — Voice Analysis — Speaker Characterization — Gender Classification — Emotion Classification — Age Regression — Height Regression

Department of Software and Information Systems Engineering, Ben-Gurion University of the Negev, Israel

1. Introduction

Voice data has become a key component in all media channels, such as phone calls, voice searches, and videos. Recent statistics published in 2024 indicate that the number of voice assistant users in the United States increased from approximately 132 million in 2021 to approximately 150 million in 2023, reflecting a steady increase in hands-free interaction [1]. Further data show that 71% of smart speakers consumers prefer to perform voice searches rather than typing, illustrating a strong shift toward voice-based technologies [2, 3].

As a digital evolution of traditional radio broadcasting, podcasts have revolutionized voice media by offering personalized, on-demand audio content across diverse topics and formats. According to 'The Podcast Consumer 2024' report, 67% of the population aged 12 and above have listened to a podcast at least once, with 47% being monthly listeners and

34% tuning in weekly [4].

While vast amounts of voice data are accumulating, there is still a lack of tools that could be used to process the data and extract valuable information automatically. Although voice analysis and characterization are relatively popular areas for computational research and applications [5–7], they continue to lag behind the extensively researched field of computer vision in terms of the number of research publications [8] and its demonstrated robust large-scale data processing capabilities.

However, speech analysis has the potential to yield valuable and unique insights. Potentially, it could be possible to draw inferences about the style and personality of speakers, as well as their psychological and physical states, using audio data only [9]. Characteristics of a speaker may include gender classification [10], age estimation [11], accent detection [12], emotional state classification [13], vocal health (e.g., detection of vocal strain or damage, such as hoarseness, breathiness, or vocal fatigue) [14], and speech style (e.g., use of pauses and speech rate) [15].

A robust and reliable speaker characterization framework is essential for many practical applications. By extracting

*koushgre@post.bgu.ac.il

†mickyfi@post.bgu.ac.il

‡fuhrmann@bgu.ac.il

§kagandi@post.bgu.ac.il

physiological and psychological aspects of speaker characteristics from a voice recording, a speaker characterization framework can provide valuable information about the speaker’s identity and traits, which can be used for various purposes such as speech crime investigation, health monitoring, human-computer interaction, and more [16].

Some fundamental tasks that benefit from voice analysis include - figuring out if there is a speaker within an audio segment (*detection/segmentation*), identifying the voice owner (*identification* or *classification* for a closed set of speakers), authenticating someone’s voice (*verification*), identifying and partitioning the same speaker through the audio stream (*diarization*), retrieving static and dynamic labeled characteristics (*characterization*) [5, 13].

Complex tasks and applications manipulate voice-based data insights. They can be used to address a variety of challenges, for example, whether a speaker suffers from voice pathology [17], depression [18], fear and nervousness [19], Parkinson’s disease [20], what is their smoking status [21].

Ongoing advancements in machine learning (ML) and deep learning (DL) have significantly enhanced the capabilities of analyzing voice data, enabling robust feature extraction, classification, and regression tasks. Voice data can be processed using techniques like feature extraction, speaker embeddings, and time/frequency domain representations, which provide detailed insights into speaker characteristics.

Feature extraction methods such as Mel Frequency Cepstral Coefficients (MFCCs) [22], Zero-Crossing-Rate (ZCR) [23], and Spectral Centroid [22] capture acoustic and temporal properties of speech. Additionally, speaker embeddings like x-vectors [24] and d-vectors [25] leverage neural networks to encode latent speaker characteristics, enhancing the robustness of classification models.

Classification and regression tasks are pivotal for speaker characterization, enabling robust analysis of speaker attributes such as gender, age, height, and emotional states [10, 26–28]. Additionally, speech-to-text (STT) systems like OpenAI Whisper [29] allow for further text-based analyses, including topic classification and sentiment evaluation [30]. Recent advancements in large language models (LLMs) have further expanded the scope of voice technologies, enhancing their ability to provide natural and efficient interactions. For instance, integration of LLMs into voice technologies opened new avenues for personalized and context-aware audio content delivery [31–33].

While voice analysis research encompasses multiple challenges, we focus on speaker characterization from auditory data in this paper. We introduce the Voice Analysis in Python (VANPY)¹ framework to address this. This end-to-end open-source framework allows the building and execution a user-defined modular pipeline to allow automatic preprocessing, feature extraction, and classification components for text-independent speaker characterization. The framework is built generically and is intended to be applicable to a wide range of

voice analysis applications. More than fifteen components are implemented in the framework, and it is designed in a modular fashion that could easily be extended with new ones. The currently incorporated components include music/speech separation, Voice Activity Detection (VAD), speaker embedding, vocal feature extraction, gender identification, emotion classification, height and age estimation, and other components. Some of those components are third-party-based state-of-the-art models, while other components were trained in-house to achieve near state-of-the-art performance.

We demonstrate the robust performance of VANPY on multiple benchmark speech datasets, including VoxCeleb2 multilingual dataset [34], The DARPA TIMIT Acoustic-Phonetic Continuous Speech Corpus (TIMIT) [35], and Mozilla Common Voice v10.0 English dataset [36], as will be shown in the following sections.

The remainder of this article is organized as follows: Section 2 reviews the relevant literature across audio preprocessing, feature extraction, and speaker characterization models. In Section 3, we discuss our implementation of the voice characterization pipeline, which we refer to as the VANPY framework, and describe the machine learning models trained to enhance VANPY’s functionality for speaker characteristics. In Section 4, we present comprehensive results of our gender classifier, emotion recognition classifier, age regressor, and height regressor and provide a performance summary of our custom-trained models along with a use-case example. Section 5 discusses our findings and insights. Finally, Section 6 summarizes our work and presents concluding remarks.

2. Related Work

The field of speaker characterization encompasses the analysis of physiological and psychological speaker traits, such as gender, age, height, accent, and expressed emotion [37]. Techniques for speaker characterization typically rely on machine learning models to infer speaker attributes from extracted voice features. These approaches are complemented by preprocessing methods, such as voice activity detection and feature extraction, to prepare the data for downstream analysis.

Table 1 provides an overview of speaker characterization approaches and frameworks. The first section presents individual studies focusing on specific characterization tasks. The second section of the table highlights general-purpose speech-processing frameworks that provide preprocessing and feature extraction capabilities. These frameworks, while offering essential functionalities like VAD and diarization, typically lack comprehensive speaker characterization capabilities. In contrast, our VANPY framework bridges this gap by integrating both fundamental preprocessing components and advanced speaker characterization models.

2.1 Audio Preprocessing

Preprocessing is crucial for consistent, high-quality input in voice analysis. Basic operations like resampling and ampli-

¹The code is available at <https://github.com/griko/vanpy>

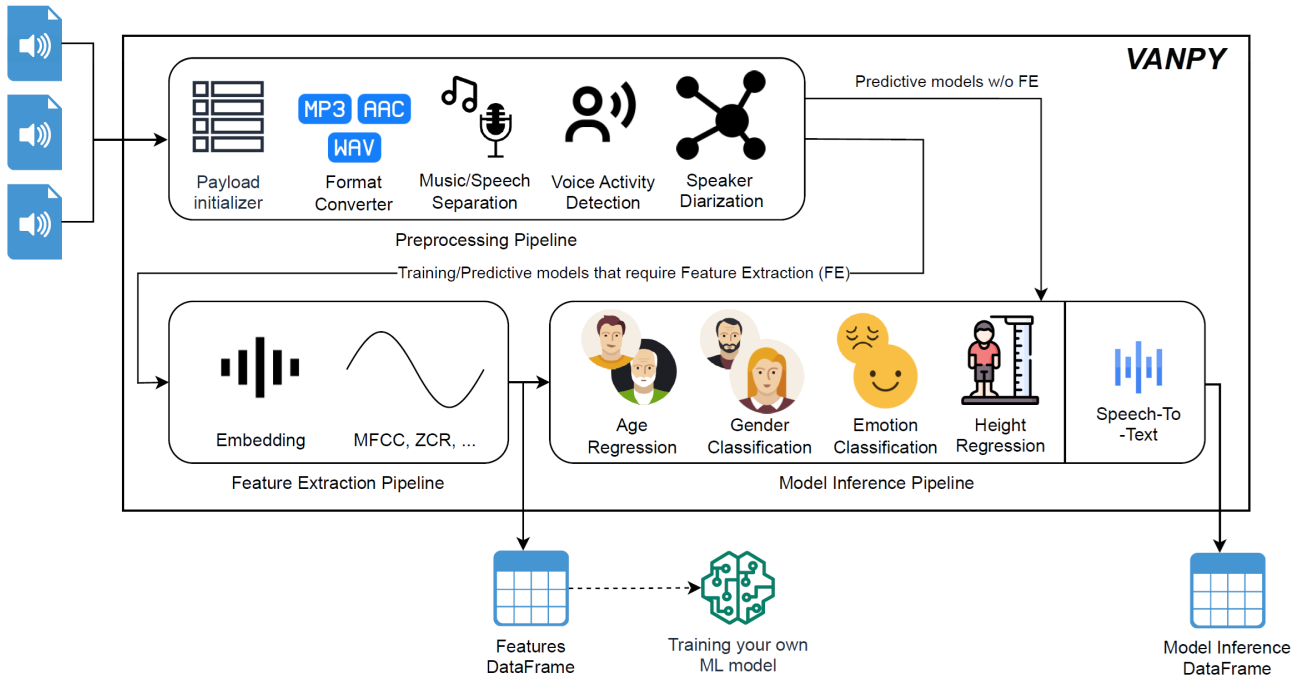


Figure 1. VANPY's architecture.

tude normalization align sampling rates and mitigate recording differences. These steps often precede more advanced techniques such as diarization and VAD [44], which isolate speech segments. Recent advances in deep learning have significantly improved the performance of these preprocessing techniques.

Bredin and Laurent [45] proposed the Pyannote segmentation model, which demonstrates robust performance across benchmark datasets by integrating VAD with speaker diarization. Silero VAD [46] supports over 100 languages and has been shown to outperform other VAD models like Picovoice² and WebRTC³ in precision-recall metrics. INA's music-speech detection model [47] excels at distinguishing speech from music and achieved first place in the MIREX2018 speech detection challenge.⁴ These preprocessing techniques ensure clean and reliable audio input for downstream speaker characterization.

Several open-source frameworks, such as Kaldi [48] and pyAudioAnalysis [43], also integrate these essential preprocessing components, including resampling and VAD, thereby ensuring consistent audio input for subsequent speaker characterization.

2.2 Feature Extraction and Speaker Representations

Voice data can be represented and analyzed using various techniques, including feature extraction, time/frequency domain representations, and speaker embeddings. These methods provide unique perspectives on the acoustic and temporal

properties of speech, enabling robust speaker characterization and identification.

Feature extraction from voice segments has seen several breakthroughs in recent decades [49–53]. Known features include Mel Frequency Cepstral Coefficients (MFCC) [22, 23, 54], which capture spectral envelopes approximating human auditory perception, Shifted Delta Cepstral coefficients (SDC) [55], which capture temporal dynamics across multiple frames, and Zero-Crossing-Rate (ZCR) [56, 57], measuring frequency content changes through zero-amplitude axis crossings. Frequency-based features include fundamental frequency (F0) for pitch perception, jitter for pitch perturbations, and formant frequencies characterizing vocal tract resonance. Energy and amplitude parameters like shimmer quantify amplitude variations, while harmonics-to-noise ratio (HNR) compares harmonic content to noise. Additional spectral and temporal features such as loudness peaks and voiced region rates provide further insights [58]. Modern open-source libraries like *librosa* [59] facilitate extraction of spectral features, including MFCC, spectral centroid, bandwidth, contrast, flatness, and roll-off. The library also provides methods of feature manipulation capabilities like delta features for capturing temporal dynamics.

Many models process inputs as raw waveforms (time domain) or spectrograms (frequency domain) arrays or images [60–65], offering an alternative perspective that capitalizes on deep learning architectures designed for image-like data.

Over the past decade, speaker embeddings have emerged as powerful neural representations that capture the unique characteristics of a speaker's voice in a compact, fixed- di-

²<https://picovoice.ai/>

³<https://webrtc.org/>

⁴https://music-ir.org/mirex/wiki/MIREX_HOME

Framework/Tool	Audio Preprocessing	Feature Extraction and Speaker Representations	Speaker Characterization					Other Capabilities and incorporated ML models
			Gender ID	Dialect/Accent ID	Emotion Classification	Height Estimation	Age Estimation	
Shafraan et al. (2003)	-	-	✓	7	6	-	5	-
AGENDER (2006)	-	-	✓	-	-	-	4	-
Schultz et al. (2007)	-	-	✓	2	-	-	-	Speaker Verification, Language ID, Proficiency Level, Attentional State speaker
Nguyen et al. (2010)	-	-	✓	3	-	-	3	-
Gupta et al. (2016)	-	-	✓	-	-	-	-	-
Qawaqneh et al. (2017)	-	-	✓	-	-	-	4	-
Jahangir et al. (2020)	-	-	✓	-	-	-	-	Speaker Verification
Kaushik et al. (2021)	-	-	-	-	-	✓	✓	-
Lastow et al. (2022)	-	-	✓	-	-	-	✓	-
pyAudioAnalysis (2015)	Silence removal, Speaker diarization	MFCCs, ZCR, Chroma Vector, Chroma Deviation, Energy, Entropy of Energy, Spectral Centroid, Spectral Spread, Spectral Entropy, Spectral Flux, and Spectral Rolloff	-	-	-	-	-	Fixed and HMM-based segmentation and classification, Train and use supervised models for classification and regression, Audio thumbnailing, Feature Visualization, Batch format conversion, Audio recording
ESPnet (2018)	CTC segmentation	FFT, Speaker ID embedding, Language ID embedding	-	-	-	-	-	Automatic Speech Recognition, Text-To-Speech, Speech Enhancement, Speech Translation & Machine Translation, Voice conversion, Spoken Language Understanding, Speech Summarization, Singing Voice Synthesis
VANPY (2024)	INA speech-music detection, Pyannote Segmentation, Pyannote Diarization, Silero VAD	MFCC, ZCR, Tonnetz, SpeechBrain Speaker ID embedding, Pyannote Speaker ID x-vector embedding, Spectral Centroid, Spectral Bandwidth, Spectral Contrast, Spectral Flatness, Fundamental Frequencies	✓	-	7, 8	✓	✓	SpeechBrain emotion recognition, Audio classification (YAM-Net), Facebook Wav2vec 2.0 arousal-dominance-valence estimation, Language ID (OpenAI Whisper), Speech-To-Text (Facebook Wav2Vec 2.0, OpenAI Whisper), Speech Enhancement (MetricGAN+, SepFormer)

Table 1. Comparison of capabilities of various speech and audio processing frameworks. Number instead of ✓ represents the number of classes for the classification variant of the capability. The blue color indicates models trained as a part of this research.

mensional vector space. These advanced models have demonstrated superior performance in speaker identification tasks [66], surpassing traditional methods that directly utilize raw acoustic features. These models produce speaker embeddings that encapsulate deeper properties of a speaker’s voice. Embeddings for speaker characterization can be generally applied to text-independent tasks, such as i-vectors [67, 68], d-vectors [25, 69, 70], and x-vectors [71, 72]. In particular, x-vectors are learned via time-delay neural networks (TDNN) to encode speaker-specific information, and *PyAnnote 2.0* [45] provides an implementation optimized for speaker diarization. More recent studies have enhanced these architectures, with ECAPA-TDNN [73] expanding the x-vector approach through channel attention and advanced aggregation mechanisms. This method has been integrated into *SpeechBrain* [74, 75], demonstrating state-of-the-art performance and broad applicability in speaker-related applications.

2.3 Speaker Characterization Models

Various studies have attempted to address the issue of speaker characterization over the years, targeting attributes such as gender, age, dialect, height, and emotion. Early work by Shafraan et al. [38] combined multiple classifications (gender, age, dialect, emotion) in one system using Hidden Markov Models (HMMs) with spectral and prosodic features. While achieving high accuracy for gender classification (96%), performance varied significantly across other characteristics. Their dataset,

collected from a customer-care system, suffered from class imbalance, yielding lower accuracies: 50% for seven-class dialect, 69% for seven-class emotion, and 70% for three-group age classification. Notably, models trained to predict multiple characteristics outperformed single-task models. The addition of pitch features to MFCC consistently improved performance across all models. In 2006, Müller [39] demonstrated that different acoustic features contribute varying importance to gender-age classification. Their system incorporated acoustic features like F0 and HNR, alongside temporal features including articulation rate (syllables per second) and pause-to-utterance ratios. Among the five classification methods evaluated, their Artificial Neural Network (ANN) achieved the highest accuracy: 93.14% for binary gender classification and 65.5% for the more challenging eight-class combined gender-age classification.

Research by Nguyen et al. [40] demonstrated the superiority of Support Vector Machine (SVM) over vector quantization and Gaussian mixture modeling for speaker characterization. Using a dataset of Australian English speakers with balanced demographics and controlled recording conditions, and extracting a set of acoustic features, their system achieved 100% accuracy for gender classification, 98.8% for three-class age groups, and 98.7% for three-class accent detection. Later, Gupta et al. [10] demonstrated similar performance using SVM for gender classification, achieving 99.5% accuracy on a multilingual Indian speech corpus. In 2017, Qawaqneh

et al. [11] investigated joint age-gender classification using Deep Neural Network (DNN). They enhanced the traditional MFCC-based approach by incorporating SDC features. Testing on the Age-Annotated Database of German Telephone Speech, which contains seven age-gender categories, their system achieved 57.2% accuracy. The telephone channel’s bandwidth limitations and potential noise likely presented additional challenges beyond those inherent in training complex models with limited data. Jahangir et al. [41] later demonstrated the superiority of Deep Neural Networks over traditional classification methods using the LibriSpeech audiobook dataset. Their approach enhanced MFCC features with custom time-domain characteristics, improving accuracy by 25% to achieve 92.9% for gender classification.

In 2021, Kaushik et al. [26] demonstrated a combination of the attention mechanism with Long Short Term Memory (LSTM) encoder for joint age-height regression prediction from speech segments in the TIMIT. Their model achieved state-of-the-art performance for age estimation with a Mean Absolute Error (MAE) of 5.62/6.08 years for male and female speakers, respectively. For height estimation, the MAE was 5.24/5.09 centimeters for male and female speakers, respectively.

More recently, Lastow et al. [42] advanced the field using embeddings from self-supervised pre-trained models. By fine-tuning these speech representations, their models achieved state-of-the-art results on the TIMIT dataset: 99.8% accuracy for gender classification and remarkably low age MAE of 4.11/4.44 years for male/female speakers. Their work demonstrated the effectiveness of transfer learning from large-scale pre-trained models in addressing data efficiency challenges for speaker characteristic prediction.

Emotion classification and regression have also been extensively studied. Zeng et al. [27] proposed a spectrogram-based model leveraging both shallow and deep CNNs for multi-task emotion classification, achieving 66% accuracy in an 8-class emotion recognition task on the RAVDESS dataset, while Wagner et al. [28] developed transformer-based models for dimensional emotion analysis along arousal, dominance, and valence axes, demonstrating strong performance with a concordance correlation coefficient (CCC) of 0.638 on the MSP-Podcast corpus.

Recently, Burkhardt et al. [76] leveraged wav2vec 2.0 for speaker characterization, achieving 100% accuracy for gender classification and 7.1 years MAE for age estimation on TIMIT. These advancements highlight the continued progress in robust speaker characterization models.

3. Methods

3.1 The VANPY Framework

We developed the VANPY framework to address the task of speech characterization as a sequence of interconnected stages, collectively forming a comprehensive pipeline: (1) *audio file preprocessing*, (2) *feature extraction*, and (3) *model*

interference. The proposed VANPY framework ensures a simple configuration and execution of these integral stages. Each sub-pipeline within this framework comprises multiple components executed sequentially, employing multi-threaded operations wherever applicable for optimized performance. These components utilize an Inter-Component Payload (referred to as “*payload*”) as an input and output object. We implemented the payload as a Pandas DataFrame object [77], accompanied by corresponding metadata. While the DataFrame stores the data, the metadata houses additional details and column names such as the actual paths column, lists of previously processed paths, performance measurements, features, and model inference, all of which can facilitate data filtering.

Figure 1 provides an overview of VANPY’s general architecture. Based on the specific task, various component combinations may be used. Subsequently, we will outline each pipeline and explain its purposes and the components used. Additionally, we give a real-world inspired example to demonstrate the process of extracting gender, emotion, and transcription of each speaker from a given audio file. The flow of the framework analysis on the example is illustrated in Figure 2.

3.1.1 Preprocessing Pipeline

The framework’s preprocessing pipeline deals with audio files’ format conversion and voice segment cutting. The format conversion includes the transformations of a number of channels, as well as sample and bitrate frequencies if required. For the voice segment cuttings and neglecting of low-amplitude parts, it is common to use VAD algorithms [44].

Implemented Preprocessing Components Our preprocessing pipeline incorporates the following components, each designed to handle a specific element of audio processing:

- *Payload Initializer* - generates an initial payload by listing audio files in a folder or loading previously saved payload.
- *WAV converter* - converts audio files’ format to WAV format using FFMPEG [78].
- *INA’s music-speech detection* [47] - separates music and speech parts.
- *Pyannote VAD* [45] - VAD component.
- *Silero VAD* [46] - VAD component.
- *Pyannote Speaker Diarization* [79] - a speaker diarization tool that segments and clusters audio data by speaker identity, incorporating a VAD unit within its pipeline. It achieves Diarization Error Rates (DER) ranging from 8.17% to 64% across different datasets
- *MetricGAN+* [80] speech enhancement model, which improves speech quality, optimized on the perceptual evaluation of speech quality (PESQ) score. PESQ score 3.15 on the *VoiceBank-DEMAND* dataset.

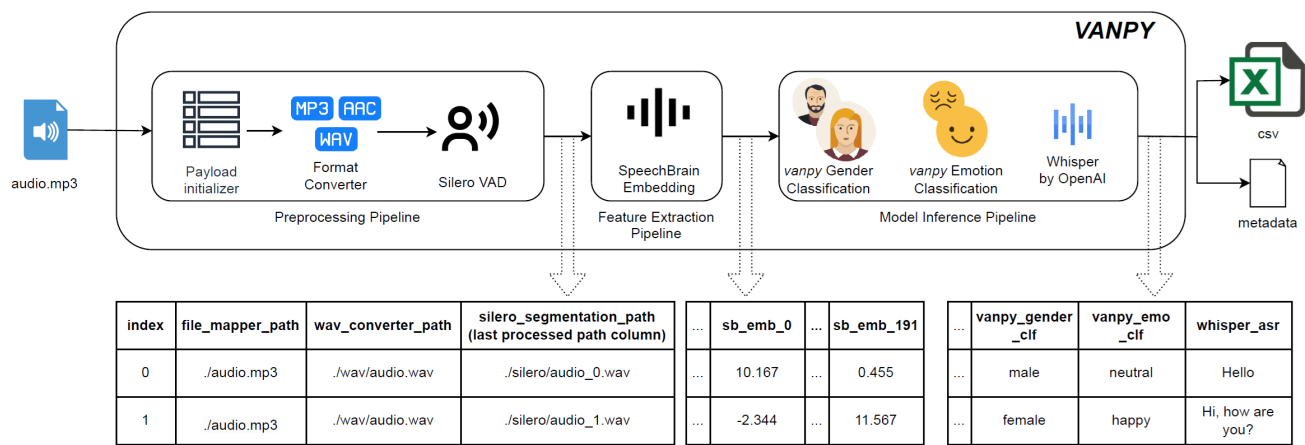


Figure 2. VANPY usage example

- *SepFormer* [81] speech enhancement model. PESQ score 2.2 on the *WHAM!* dataset.

Preprocessing Example. At the beginning of VANPY execution, consider an "audio.mp3" file featuring two speakers of different genders exchanging greetings. The execution commences with the preprocessing pipeline. The first component, termed as *Payload Initializer*, systematically maps the audio files located in a specified directory, subsequently creating a payload. A single row is present within the payload's DataFrame, detailing the path to the input file under the "file_mapper_path" column. Correspondingly, the actual paths column within the payload's metadata is assigned as "file_mapper_path."

As the payload advances to the ensuing components, the *WAV Converter* comes into operation, transforming the "audio.mp3" to "audio.wav." This conversion is executed with a reduced single channel, a sampling frequency of 16kHz, and a 256 kb/second bitrate. This process contributes an additional "wav_converter_path" column to the DataFrame, and it is designated as the new actual paths column within the metadata.

Subsequently, the *Silero VAD* component is employed to identify two segments with active voice. This process leads to the segmentation of "audio.wav" into two separate files, "audio_0.wav" and "audio_1.wav," based on the start and end time markers as suggested by the VAD component. The resulting DataFrame object encompasses two rows, with the "silero_segmentation_path" as the newly appointed actual paths column. Then, this newly constructed payload is seamlessly transferred to the subsequent Feature Extraction pipeline.

3.1.2 Feature Extraction Pipeline

The feature extraction process in voice analysis plays a pivotal role, especially in the context of machine learning models. In VANPY, this process involves transforming raw audio data into a structured and informative format that is understandable from a machine-learning perspective. A key distinction of

the VANPY framework is its focus on speaker characterization, concentrating more on the speaker's attributes rather than the speech's content. VANPY primarily implements a subset of speaker embedding and acoustic parameter extraction methods.

Implemented Feature Extraction Components. Below, we enumerate the components utilized for the extraction of feature and speaker-oriented latent vectors:

- *Librosa Feature Extractor* - extracts MFCC and its derivatives (delta-MFCC), ZCR, Spectral Centroid, Spectral Bandwidth, Spectral Contrast, Spectral Flatness, F0, and tonnetz by utilizing Librosa library [59].
- *Pyannote Audio 2.0 Embedding* [79] - an x-vector speaker embedding implementation that neglects the Probabilistic Linear Discriminant Analysis part.
- *SpeechBrain Embedding* [74] - an x-vector speaker embedding extraction with TDNN.

Feature Extraction Example. The Feature Extraction pipeline consists of a *SpeechBrain Embedding* component. This component enriches the payload by appending a 192-dimensional SpeechBrain embedding for each voice-active segment previously extracted. This enhancement manifests as adding of 192 columns to the payload's DataFrame, specifically named "sb_emb_0" through "sb_emb_191." These new columns are duly registered in the metadata under the category of "feature columns." Subsequently, this augmented payload is transitioned to the Model Inference pipeline.

3.1.3 Model Inference Pipeline

Given a feature set that represents a voice segment, speaker characterization may be applied. It includes classification and regression models that attempt to acquire a physiological and psychological description of the speaker. Known classification and regression characterization models include gender [5, 10, 11, 39–41], age [11, 39, 40], expressed emotion [82], height estimation [26], and language and accent detection [5, 83].

The model inference pipeline of our framework executes classification/estimation/Speech-To-Text(STT)/ clustering models. Some classification components might be used on the audio files themselves, while others require a specific feature set they were trained on.

Implemented Model Inference Components Third-party pre-trained models predominantly utilize raw audio files as input for various tasks such as emotion recognition and STT conversion. Below is presented a list of third-party pre-trained models utilized in the framework:

- *SpeechBrain* [74] emotion recognition - emotion classifier trained on Interactive Emotional Dyadic Motion Capture (*IEMOCAP* [84]) dataset. It achieved 75.3% average accuracy in four classes [82]: neutral, angry, happy, and sad.
- *Facebook Wav2Vec 2.0* [85] STT - A model that generates speech embeddings from raw audio. These embeddings were pre-trained and fine-tuned for the STT task on 960 hours of Librispeech [86], 16kHz sampled speech audio. Word Error Rate (WER) 1.8/3.3% on the clean/other test sets of the *Librispeech* dataset.
- *OpenAI Whisper* [29] - general-purpose speech recognition model capable of detecting spoken language and retrieving state-of-the-art transcriptions from multiple languages.
- *YAMNet* [87] classifier - classifies 521 audio event classes, trained on AudioSet-YouTube corpus. The model scores 0.306 for balanced mean average precision (mAP), and the balanced label-weighted label-ranking average precision (lwraps) is 0.393 on the AudioSet-YouTube eval set.
- *Wav2vec 2.0 Arousal, Dominance, and Valence* [28] - prediction transformer-based model for dimensional emotion recognition that achieves state-of-the-art valence recognition performance on MSP-Podcast without using explicit linguistic information.
- *Clustering Models* - given a list of features and classification and regression targets - can be applied to distinguish speakers (assuming one speaker in any given segment) and speaker labeling purposes:
 1. *Agglomerative Clustering* - as implemented in scikit-learn [88], can be utilized for speaker clustering based on the feature vectors. This hierarchical clustering method merges clusters based on the closest distance criterion.
 2. *Gaussian Mixture Model (GMM) Clustering* - uses Gaussian Mixture Models to probabilistically assign segments to clusters based on the underlying distribution of the data. This method also uses the scikit-learn implementation.

3. *Cosine Distance Clustering (self-implemented, a private case of Agglomerative Clustering)* - implements Disjoint-Set clustering using a minimal distance threshold. This method receives an arbitrary feature set and performs clustering using the union-find algorithm on the disjoint set with respect to the given threshold. It assumes that for any unlabeled feature-vector X, if the cosine similarity distance to any labeled feature-vector Y is greater than the threshold, X should get the same label as Y. If vectors in different labeled clusters satisfy this condition, the clusters are merged and will have the same label.

In contrast to the third-party models, the models trained as part of this work primarily use extracted features stored in the payload, obtained from the preceding feature extraction pipeline, for tasks including gender and emotion classification, and age and height regression. Models trained as part of this work are detailed in Section 3.2.

Model Inference Example. In the example, the Model Inference pipeline contains a *Gender Classifier*, *Emotion Classifier*, and *OpenAI Whisper* components. The Gender and Emotion Classifiers utilize the SpeechBrain embedding columns, which were previously extracted by the Feature Extraction pipeline and are currently present in the payload. These classification components operate on every row of the payload's DataFrame, appending "VANPY_gender_clf" and "VANPY_emo_clf" columns to the DataFrame and noting these in the metadata under model inference columns.

The *OpenAI Whisper* component contributes an additional column, "whisper_asr," populated with automatic speech recognition text for files "audio.0.wav" and "audio.1.wav." Upon completion of these steps, the payload's content will be ready to be saved. The resultant DataFrame offers the flexibility for subsequent filtering, permitting the inclusion or exclusion of preprocessing columns, feature columns, and model inference columns as per the research requirements.

3.2 Incorporated models for Inferring Speaker Characteristics

This section describes the models specifically built to extend the framework's capabilities. These models are emphasized with blue in Table 1. The preprocessing and feature extraction for the models' training were done by utilizing VANPY.

3.2.1 Gender Classifier

Training and evaluating on VoxCeleb2 dataset. The gender classifier was trained on the VoxCeleb2 dataset, which contains records of YouTube interviews of celebrities. A total of 4,196 speakers participated, each contributing to a range of 5 to 81 different interviews. The dataset was divided into training (845 females and 846 males), validation (396 females and 389 males), and testing (828 females and 819 males) sets; no speakers were shared between the sets. The test-set IDs are identical to those used in [89]. For our validation set, we

randomly selected 800 IDs from their original train set, with the remaining 1691 IDs constituting our train set.

We have sampled a random audio track part for each video ID, leaving 135,512 samples. The file format was converted from *mp3* to *wav*, 1-channel, with a sampling rate of 16 KHz. To neglect the low-energy parts, we applied the SileroVAD model, leaving only the first high-energy segment. To make a gender classification, we tested different feature sets and models.

In our research, we explored four distinct feature sets to evaluate their effectiveness in gender classification tasks. The feature sets we employed are as follows: SpeechBrain x-vector embedding with 512 dimensions, SpeechBrain ECAPA embedding with 192 dimensions, Pyannote x-vector embedding with 512 dimensions (using a sliding window duration of 3.0 seconds and a step of 1.0 second), and a set of 31 features extracted using the Librosa library. Additionally, we experimented with a combination of SpeechBrain ECAPA embedding and Librosa features, resulting in a 223-dimensional feature set.

We evaluated XGboost [90], SVM [91], Logistic Regression [92], and various architectures of Feed Forward Artificial Neural Network (ANN). For hyperparameter tuning, we employed the Optuna library [93], which uses a validation set to optimize model performance. We conducted 200 study trials for XGBoost, Logistic Regression, and ANN models. Due to computational constraints, we limited the SVM to 100 trials.

Evaluating on Mozilla Common Voice v10.0 English test set. We evaluated the models' effectiveness using a test set taken from the Mozilla Common Voice v10.0 English dataset. The test set was filtered to contain records with positive *up_votes* and zero *down_votes*, leaving 595 records. Pre-processing and evaluation were done in the same manner as for the VoxCeleb2 dataset.

Evaluating on DARPA-TIMIT test set. We evaluated our models on the TIMIT test set, which offers a diverse range of American English dialects. This test set comprises 1,680 recordings from 168 different speakers (112 males and 56 females). The pre-processing and evaluation procedures were consistent with those applied to the VoxCeleb2 dataset, with one notable exception: we omitted the VAD step. This omission was justified by the nature of the TIMIT recordings, which are precisely segmented and have a maximum duration of 7 seconds.

3.2.2 Emotion Recognition Classifier

We trained the emotion recognition classifier on the RAVDESS [94] dataset, which provides 1440 recorded audio fragments: 24 actors, 60 trials per actor across eight emotion classes (neutral, calm, happy, sad, angry, fearful, disgust, surprised) at two intensity levels (except the "natural" class). Our pre-processing pipeline included format conversion, VAD (using Silero-VAD), and embedding extraction (using SpeechBrain ECAPA 192-dim embedding).

3.2.3 Age Regressor

Training and evaluating on VoxCeleb2 dataset. The age regressor was trained on the VoxCeleb2 multilingual dataset. We used the train-test split described in [89] maintaining the original test set. The training set was further divided into training and validation sets at the speaker level using a stratified split approach:

1. We first created five age bins across the entire age range.
2. We then combined these age bins with gender information to create stratification groups.
3. Using these stratification groups, we split the training data into training and validation sets with an 80%-20% ratio, ensuring that each set maintained a similar distribution of age groups and genders.

We evaluated three regression models: XGBoost, Support Vector Regression (SVR), and ANN. The Optuna library was employed for hyperparameter tuning, with 200 study trials conducted for each model. We implemented a weighted training approach to address the imbalanced nature of age distribution in the dataset. This involved calculating sample weights inversely proportional to the frequency of age groups (5-year wide bins), ensuring that underrepresented age ranges received appropriate attention during training.

The models were evaluated using MAE and RMSE metrics on the test set. The best-performing model for each feature set was selected based on these metrics.

Training and evaluating on DARPA-TIMIT dataset. We extended our approach to the TIMIT dataset for our age regression task. TIMIT provides a predefined train-test split, which we adhered to in our experiments. To create a validation set, we employed the same 80%-20% stratified split strategy used with VoxCeleb2 for train-validation division within the original training set. We applied the same preprocessing and feature extraction methods as in the VoxCeleb2 experiments.

The model architectures, hyperparameter tuning process, and evaluation metrics remained consistent with our VoxCeleb2 methodology. This consistency allowed for a direct comparison of model performance across datasets, providing insights into the generalizability of our approach.

Combined Dataset Training and Cross-Evaluation of Age Regression Models. The age distributions in the TIMIT and VoxCeleb2 datasets exhibit notable differences, with TIMIT featuring a more concentrated range of adult speakers. We conducted a cross-evaluation study to assess the generalizability and robustness of our age regression models.

Initial cross-dataset evaluations showed that models trained on individual datasets had limited generalization capabilities. To address this limitation, we developed an integrated approach combining both datasets. The stratified training and validation sets from VoxCeleb2 and TIMIT were merged while maintaining their respective age and gender distributions. We then trained models on this combined dataset, employing Optuna for hyperparameter optimization across 200

trials. We implemented inverse frequency weighting in the training process to address the inherent age distribution imbalance.

3.2.4 Height Regressor

Training and evaluating on VoxCeleb2 dataset. To train the height regression model on the VoxCeleb dataset, we queried the height parameter from Wikidata and converted it to centimeters. The height data of 1715 persons of VoxCeleb1 in conjunction with VoxCeleb2 datasets were found. We are training and testing on VoxCeleb2 alone, which leaves us with 1621 celebrities and their 38425 recordings.

Evaluating on DARPA-TIMIT test set. To evaluate the generalization capabilities of our height regression models, we conducted cross-dataset validation using the TIMIT test set. The TIMIT dataset provides height information for all speakers, measured under controlled conditions, unlike the VoxCeleb2 dataset, where heights were obtained from Wikidata.

4. Results

This section presents the evaluation results of our custom-trained models across different datasets, summarizes their performance, and demonstrates the framework’s application to movie characters’ analysis.

4.1 Gender Classifier

4.1.1 Training and Evaluating on VoxCeleb2 dataset

The evaluation results of the gender classification model trained on VoxCeleb2 are presented in Table 2, which depicts the accuracy metric on the test set. We also measured the mean inference time for the SpeechBrain (SB) 192 ECAPA embedding for the test set evaluation. This additional performance metric provides insights into the computational efficiency of our models. Table 3 shows the F1-score of the best-performing model (SVM) in comparison to the best model from the “VoxCeleb enrichment” research [89]. Results revealed that SVM classification achieved 98.1% and 98.9% accuracy using SpeechBrain 512-dimensional x-vector embeddings and ECAPA embeddings, respectively. The combination of ECAPA embeddings with Librosa features (223 features) yielded 98.7% accuracy, which is less than ECAPA alone, indicating that increased dimensionality did not improve results. While the baseline Librosa’s 31 acoustic features achieved accuracies between 86.1-88.3%, embedding-based methods consistently produced accuracies above 90%. Measured processing times for ECAPA embeddings on the test set ranged from 12.3 ms for Logistic Regression to 1.05 minutes for the SVM.

⁷SB - Speech Brain, emb. - embedding

⁸We followed a similar dataset division as [89], but employed a training-validation split rather than 5-fold CV for the training set. We retained the same test-set IDs.

4.1.2 Evaluating on Mozilla Common Voice v10.0 English test set

Results showed lower accuracies of the same model on the Mozilla Common Voice dataset compared to VoxCeleb2. SVM classification maintained the highest performance, reaching 92.3% with ECAPA embeddings and 92.1% with the combined ECAPA-Librosa features. Logistic regression showed notably reduced performance compared to other classifiers, particularly with ECAPA embeddings (63.5%). Table 4 concludes the evaluation results.

4.1.3 Evaluating on DARPA-TIMIT test set

Table 5 summarizes the evaluation results for gender classification trained on VoxCeleb2 on the TIMIT test set. On the TIMIT test set, SVM classification achieved the highest accuracies across all feature types, reaching 99.6% with ECAPA embeddings and 99.4% with SpeechBrain x-vector embeddings. Combining ECAPA and Librosa features (99.2%) did not improve upon ECAPA’s individual performance (99.6%).

4.2 Emotion Recognition Classifier

The best-performing SVM model achieved an overall mean accuracy of 84.71% on the entire dataset using 5-fold cross-validation. Analysis of the most common misclassifications revealed that ‘neutral’ emotions were frequently misclassified as ‘calm’, representing one of the primary sources of error. This confusion is understandable, given the subtle distinctions between these two emotional states. Figures 3, 4 display the confusion matrices for 8-class- and 7-class classifications, respectively, visually representing the model’s performance across different emotion categories. Additionally, Table 6 presents our accuracy results compared to previous works in the field.

4.3 Age Regressor

4.3.1 Training and Evaluating on VoxCeleb2 dataset

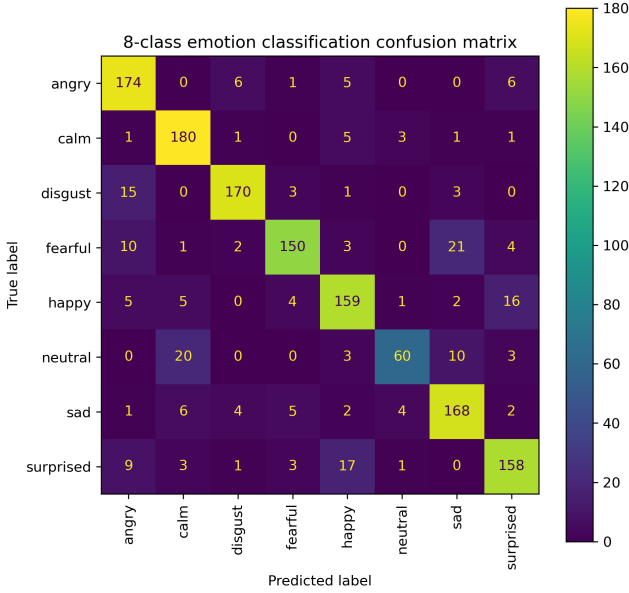
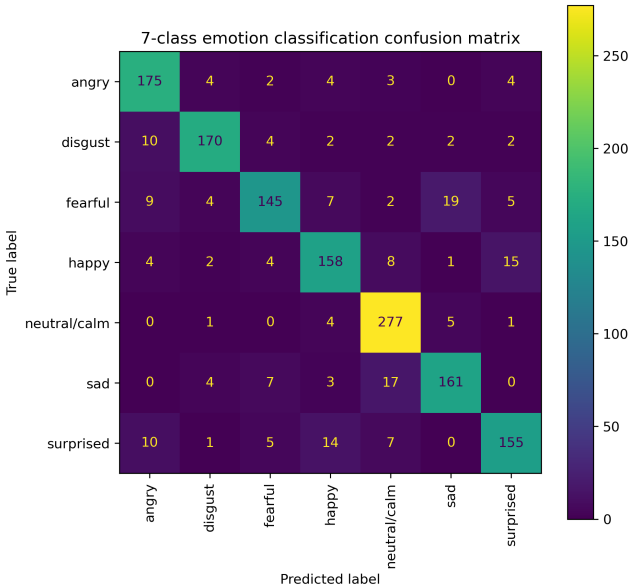
Table 7 presents our age regression models’ results trained on VoxCeleb2. Age regression results on the VoxCeleb2 validated test set demonstrated that SVR consistently outperformed other classifiers, achieving the lowest MAE across all feature types (7.88-8.22 years). The combination of ECAPA embeddings with Librosa features resulted in the best SVR performance (MAE = 7.88 years), while Librosa features alone yielded higher errors across all models (MAE > 10.66 years).

4.3.2 Training and Evaluating on DARPA-TIMIT test set

Our results of the age regression model, which was trained and evaluated on the TIMIT dataset, are presented in Table 8. The combined feature set (223 features) integrating SpeechBrain ECAPA embeddings with Librosa features consistently demonstrated superior performance across all evaluation scenarios. This suggests that the combination of spectral and high-level embeddings provides complementary information for age estimation. The ANN model particularly benefited

⁹Having ‘up_votes’ > 0 and ‘down_votes’ = 0

Classifier	SB ⁷ 512 xvect emb.	(1) SB 192 ecapa emb.	Pyannote 512 emb.	(2) Librosa 31 features	(1) & (2) 223 features
Logistic Regression	98.1	67.4 (12.3 ms)	90.4	86.1	90.0
SVM	98.1	98.9 (1.05 min)	98.0	88.0	98.7
XGBoost	98.1	97.6 (741 ms)	96.9	87.8	95.8
ANN	98.0	98.6 (1.27 s)	97.6	88.3	98.3

Table 2. Accuracy percent of gender classification models on VoxCeleb2 test set**Figure 3.** Emotion classification confusion matrix for Eight classes**Figure 4.** Emotion classification confusion matrix for Seven classes

Model	F1-Score ⁸
VANPY gender classification model (SVM)	0.9885
VoxCeleb Enrichment Best Model [89]	0.9829

Table 3. Comparison of F1-score performance for gender classification: VANPY SVM vs VoxCeleb Enrichment Best Model

from this expanded feature set, achieving the lowest MAE of 4.93 years on the TIMIT test set, 8.09 years on the VoxCeleb2 test set, and 6.93 on a combined test set, overtaking other models and feature sets.

4.3.3 Combined Dataset Training and Cross-Evaluation of Age Regression Models

Cross-dataset evaluation of the models:

- The best-performing model trained on VoxCeleb2, when evaluated on the TIMIT test set, yielded a MAE of 13.38 years.
- Conversely, the optimal model trained on TIMIT, when applied to the VoxCeleb2 test set, achieved an MAE of 12.19 years.

The evaluation results of the combined-dataset approach are presented in Table 9. The combined-dataset approach yielded MAEs between single-dataset training and cross-dataset evaluation: using ECAPA embeddings with Librosa features, ANN achieved 8.09, 4.93, and 6.93 years on VoxCeleb2, TIMIT, and combined sets, respectively. This shows considerable improvement over cross-dataset evaluation results (>12 years MAE).

4.4 Height Regressor

4.4.1 Training and Evaluating on VoxCeleb2 dataset

Height regression on the VoxCeleb2 test set (see Table 10) showed that SVR with ECAPA embeddings achieved the lowest MAE of 6.01 cm, closely followed by combined features (6.10 cm).

4.4.2 Evaluating on DARPA-TIMIT test set

Table 11 summarizes the evaluation performance of our height regression model, which was trained on VoxCeleb2, when applied to the TIMIT test set. The SVR with ECAPA embeddings achieves the lowest MAE of 6.02 cm, closely matching its performance on VoxCeleb2 (6.01 cm).

Classifier	SB ⁷ 512 xvect emb.	(1) SB 192 ecapa emb.	Pyannote 512 emb.	(2) Librosa 31 features	(1) & (2) 223 features
Logistic Regression	89.9	63.5	79.8	70.3	77.5
SVM	90.6	92.3	88.7	73.8	92.1
XGBoost	89.4	90.4	87.9	74.0	87.2
ANN	89.0	91.3	89.3	76.3	91.3

Table 4. Accuracy percent of gender classification models on Mozilla Common Voice v10.0 English validated test set⁹

Classifier	SB ⁷ 512 xvect emb.	(1) SB 192 ecapa emb.	Pyannote 512 emb.	(2) Librosa 31 features	(1) & (2) 223 features
Logistic Regression	99.2	65.9	94.6	72.3	81.1
SVM	99.4	99.6	99.2	79.8	99.2
XGBoost	99.2	98.1	98.4	70.0	89.0
ANN	98.7	99.3	98.6	78.0	98.8

Table 5. Accuracy percent of gender classification models on TIMIT test set

4.5 Custom-Trained Models Performance Summary

The models in our framework, as detailed in Table 12, demonstrate robust performance across multiple datasets.

4.6 Use-case Example

As a use case, we utilized annotated subtitles from the movie “Pulp Fiction”, sourced from the Speaker Naming in Movies dataset [101]. The audio track was partitioned into segments based on these subtitles, refined by extracting the first intense speech segment using the SileroVAD to remove non-vocal data. We selected segments of at least 1 second long and those that were not classified by the YAMNet component as music. This filtering resulted in 906 segments. Subsequently, speaker embedding was executed using SpeechBrain and Librosa feature extractor components, after which several components classified the data: SpeechBrain IEMOCAP emotion classifier, VANPY gender classifier, VANPY age estimator, VANPY height estimator, and Wav2Vec2 arousal, dominance and valence estimator.

The two-component t-SNE clustering of the speaker embeddings - which were later used by VANPY and emotion classification models - is illustrated in Figure 5.

For comparison purposes, the classification results were juxtaposed with publicly accessible data about the actors, encompassing gender, age, and height. For each speaker, we took the mean of the classification results. The age of each actor or actress was determined by calculating the difference between their birth year and the film’s release year, and this was compared to the average predicted value from the age classifier.

Figure 6 shows that no speakers were misclassified by gender and that the overall confidence level exceeds 95%. Figure 7 compares the actors’ ages at the time of filming against the age estimates provided by the model. These estimations tend to overstate the age of both male and female actors, with one significant outlier being Peter Greene, who was classified on two speech segments with non-neglectable background noise.



Figure 5. t-SNE representation of speaker embeddings

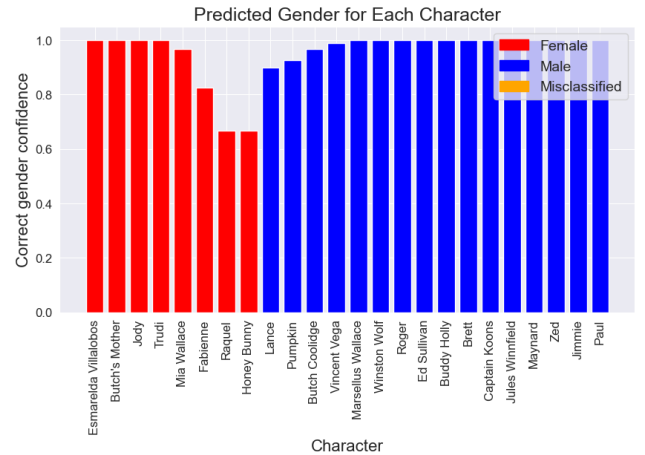


Figure 6. Gender recognition confidence

Model	Evaluation Method	Accuracy (%)
Sequential bi-LSTM on flatten-810 [95]	5-fold CV	57.08
SVM on continuous Wavelet [96]	5-fold CV	60.1
Gated ResNet on spectrogram [27]	5-fold CV	64.48
CNN on mel spectrogram [97]	-	68
CNN on audio features [98]	20% test set	71.61
CNN on mel spectrogram and gender [97]	-	75
CNN-14 on mel spectrograms [95]	5-fold CV	76.58
Dynamic clustering bi-LSTM on spectrogram [99]	5-fold CV	77.02
pre-trained xlsr-Wav2Vec2.0 and MLP on raw audio [100]	5-fold CV	81.82
Multimodal Emotion Recognition (audio and video) [100]	5-fold CV	86.7
CNN on mel spectrogram trained on RAVDESS and TESS datasets [97]	-	89
VANPY emotion recognition on ECAPA SpeechBrain embedding	5-fold CV	84.71

Table 6. Accuracy comparison of emotion classifier models (8 classes) on the RAVDESS dataset.

Classifier	SB ⁷ 512 xvect emb.	(1) SB 192 ecapa emb.	Pyannote 512 emb.	(2) Librosa 31 features	(1) & (2) 223 features
SVR	8.22	7.89	8.20	10.66	7.88
XGBoost	9.13	10.20	9.11	11.29	9.94
ANN	8.51	8.64	8.79	10.74	8.37

Table 7. MAE of age regression models on VoxCeleb2 test set (in centimeters)

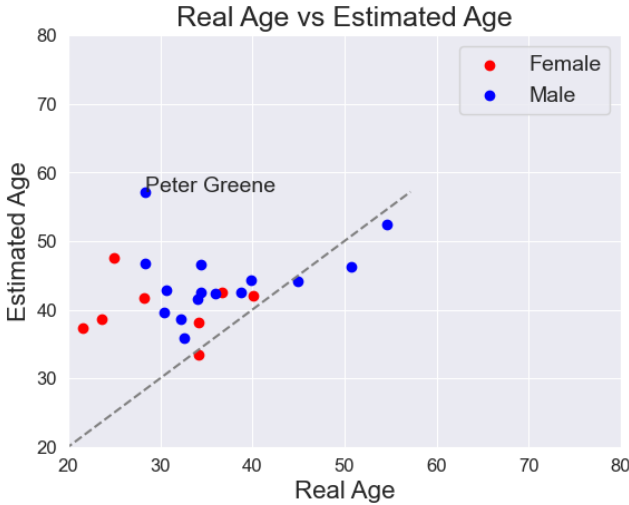


Figure 7. Age estimation

Figure 8 exhibits the distribution of expressed emotions by the speaker, normalized by their total utterances. From this visualization, we can speculate about the temper of the characters and see some global tendencies. For example, we can see that most characters express themselves in a calm and neutral manner, with the exception of a relatively high number of angry remarks.

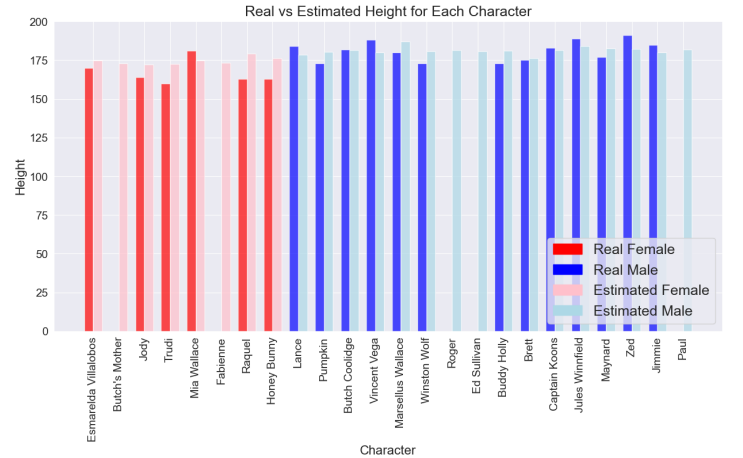


Figure 9. Height estimation

Figure 9 illustrates the height estimation for each character. The model's estimates tended to be higher than the actual heights for female characters, resulting in MAE of 5.5 cm for men and 10.2 cm for women.

Classifier	SB ⁷ 512 xvect emb.	(1) SB 192 ecapa emb.	Pyannote 512 emb.	(2) Librosa 31 features	(1) & (2) 223 features
SVR	5.39	5.19	5.19	5.84	5.22
XGBoost	8.45	5.40	8.79	12.10	8.44
ANN	5.66	4.95	5.14	5.56	5.09

Table 8. MAE of age regression models on VoxCeleb2 test set

Feature Set	Model	VoxCeleb2	TIMIT	Combined
(1) SB 192 ecapa emb.	SVR	8.37	5.62	7.33
	XGBoost	9.89	5.72	8.31
	ANN	8.40	5.10	7.15
SB 512 xvect emb.	SVR	8.82	5.63	7.61
	XGBoost	9.26	5.62	7.88
	ANN	8.25	5.15	7.08
Pyannote 512 emb.	SVR	8.38	5.45	7.27
	XGBoost	9.91	5.62	8.28
	ANN	8.91	5.08	7.46
(2) Librosa 31 features	SVR	11.17	*	9.11
	XGBoost	13.06	5.87	11.18
	ANN	10.87	*	9.06
(1) & (2) 223 features	SVR	8.68	6.00	7.69
	XGBoost	10.10	5.37	8.37
	ANN	8.09	4.93	6.93

Table 9. MAE evaluation results on VoxCeleb2, TIMIT, and Combined test sets (in centimeters). * indicates invalid results (> 100)

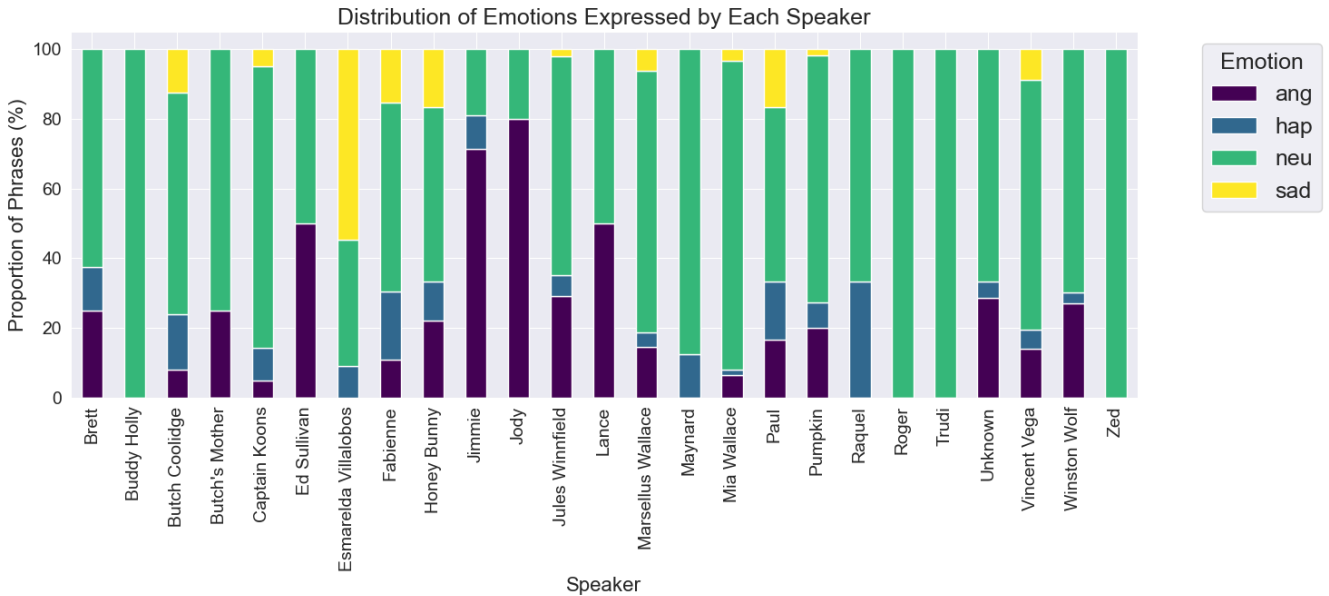


Figure 8. Expressed emotion normalized by speaker utterances

Classifier	SB ⁷ 512 xvect emb.	(1) SB 192 ecapa emb.	Pyannote 512 emb.	(2) Librosa 31 features	(1) & (2) 223 features
SVR	6.26	6.01	6.42	9.77	6.10
XGBoost	6.36	6.84	6.85	7.86	6.51
ANN	6.24	7.74	6.63	7.55	6.62

Table 10. MAE of height regression models on VoxCeleb2 test set (in centimeters)

Classifier	SB ⁷ 512 xvect emb.	(1) SB 192 ecapa emb.	Pyannote 512 emb.	(2) Librosa 31 features	(1) & (2) 223 features
SVR	6.31	6.02	6.09	11.79	6.23
XGBoost	6.16	7.37	6.60	6.87	6.38
ANN	6.47	6.86	6.06	6.39	6.39

Table 11. MAE of height regression models on TIMIT test set (in centimeters)**Table 12.** Overview of VANPY Models' Performances.

Model	Dataset	Performance
Gender Identification (Accuracy)	VoxCeleb2	98.9%
	Mozilla Common Voice v10.0	92.3%
	TIMIT	99.6%
Emotion Recognition (Accuracy)	RAVDESS (8-class)	84.71%
	RAVDESS (7-class)	86.24%
Age Estimation (MAE in years)	VoxCeleb2	7.88
	TIMIT	4.95
	Combined VoxCeleb2-TIMIT	6.93
Height Estimation (MAE in cm)	VoxCeleb2	6.01
	TIMIT	6.02

5. Discussion

We have introduced VANPY, an end-to-end framework for speaker characterization, detailing its architecture and pre-integrated components. We developed and evaluated four speaker characterization models: gender and emotion classifiers, along with age and height regression models. We've also showcased the framework's usage by applying it to the "Pulp Fiction" audio track and performing basic analysis on the retrieved speaker classifications.

Regarding the Gender Classifier, the ANN model achieved slightly lower performance on the VoxCeleb2 test set (98.6% accuracy) compared to the SVM (98.9% accuracy) when using the Speech Brain ECAPA embedding. However, the ANN's inference time is significantly lower, 49 times faster than the SVM, even on hardware without GPU (1.27 seconds for ANN vs. 63 seconds for SVM, processing 39,246 records). Despite slight differences in dataset splits, our VANPY gender classification model (SVM) achieved an F1-score of 0.9885, outperforming the 0.9829 reported by the VoxCeleb Enrichment Best Model [89] on the same test set. Our results are competitive with recent state-of-the-art approaches, such as the wav2vec 2.0 model by Burkhardt et al. [76] (97.8% on VoxCeleb2) and the pre-trained models of Lastow et al. [42] (F1-scores of 0.960-0.962 on Mozilla Common Voice). While some models achieve higher accuracy on specific datasets (e.g., Burkhardt et al. [76] achieved 100% accuracy on TIMIT using a complex DNN architecture with 317.5M parameters and fine-tuned Transformer), our approach demonstrates robust performance across all datasets, with the SVM model using ECAPA embedding consistently emerging as the leading solution, with accuracy ranging from 92.3% to 99.6%. Notably, we observed that adding additional features to the embedding did not improve performance in the gender classification task.

For the Emotion Recognition Classifier, the 8-class model achieved an accuracy of 84.71%, surpassing many existing studies, though not claiming to be state-of-the-art, which cur-

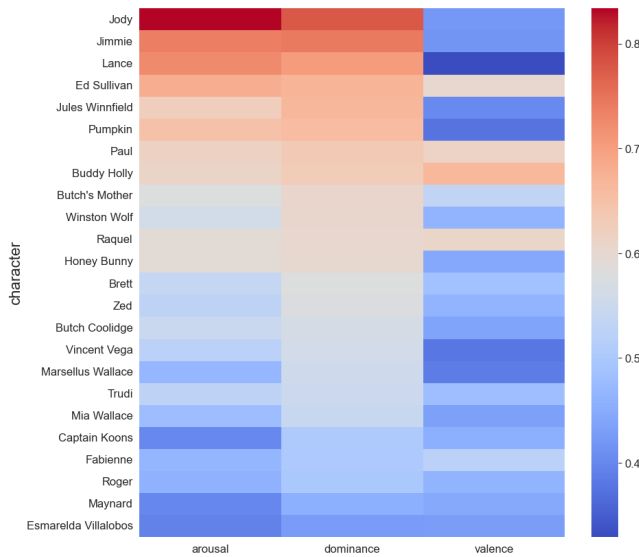
**Figure 10.** Arousal, Dominance, and Valence mean estimations by speaker

Figure 10 demonstrates each character's mean arousal (which describes emotional intensity), dominance, and valence characteristics (corresponding to positive emotions).

rently stands at 89%. By merging the 'neutral' and 'calm' target classes, the model's performance improved by approximately 1.5%, yielding an accuracy of 86.24% in a 5-fold cross-validation. Cross-dataset evaluation remains challenging due to inconsistent emotion labeling schemes and varying numbers of emotion classes across datasets, making direct performance comparisons difficult.

We developed three separate training approaches for the age regression task: single-dataset training using VoxCeleb2, single-dataset training using TIMIT, and a combined-dataset approach. This strategy allowed us to evaluate the impact of dataset size and diversity on model performance. We implemented sample weighting based on age distribution to address the inherent imbalance in both datasets. Additionally, we split the training and validation sets in a stratified manner by dividing samples into groups of gender-age pairs. Interestingly, we observed that SVR consistently outperformed other models when trained on VoxCeleb2 alone, while ANN showed superior performance in both TIMIT-only and combined training scenarios. Our results are comparable to recent state-of-the-art approaches: while Lastow et al. [42] achieved a better MAE of 4.22 years using the fine-tuned WavLM model, and Burkhardt et al. [76] reported 7.1 years MAE on TIMIT and 7.7 years on VoxCeleb2, our model achieved 7.88 years MAE on VoxCeleb2 (an improvement over the 9.443 years MAE of Hechmi et al. [89]), and 4.95 years MAE on TIMIT, outperforming Kaushik et al. [26]'s gender-specific results on TIMIT (5.62 and 6.08 years MAE for male and female speakers, respectively). Our model shows competitive performance across different datasets.

The Height Regressor SVR model with SpeechBrain ECAPA embeddings achieved the lowest MAE (6.02 on the TIMIT test set and 6.01 on the VoxCeleb2 test set). Despite the different data collection methodologies, our models demonstrated robust performance across datasets. We know that Kaushik et al. [26] achieved a slightly better result (MAE of 5.24 cm for males and 5.09 cm for females) on the same dataset with Multi-Task Learning as described in Section 2.3.

In our showcase example, the analysis provides insightful perspectives into character characteristics. The gender classifier achieved 100% accuracy. The height regression model showed a gender-based performance gap, with better accuracy for men (MAE of 5.5 cm) than women (MAE of 10.2 cm). The age estimation exhibited bias toward higher predictions for younger actors, possibly due to movie background noise not represented in the training datasets. While emotion classification requires expert validation, our analysis of the character named Jody revealed consistent emotional intensity, with 4 out of 5 segments containing shouting, supported by high arousal and dominance values in both emotion intensity plots and "angry" emotion classification.

6. Conclusions

We introduced an open-source end-to-end voice characterization framework. The framework consists of three optional

pipelines with numerous implemented components and is easily extendable with additional ones. The performance of the models within VANPY has shown promising results. For instance, the gender identification model achieved an accuracy of 92.3%-99.6% depending on the dataset, and the emotion classification model yielded an accuracy of 84.71% across eight classes. These results demonstrate the robustness and applicability of the framework.

Another contribution of this work is an enhancement for the VoxCeleb datasets, adding a height parameter taken from Wikidata for 1,715 celebrities. This allowed for the development of a height regressor.

In future work, we plan to extend the framework with more pre-trained components, including accent detection, sound quality estimation, and emotion intensity, and even expand to new audio analysis fields, such as music genre and audio classification.

Code Availability

The framework is published under the Apache 2.0 license and may be used in different fields and applications (<https://github.com/griko/vanpy>). All the models developed in this work are also published as standalone models in the Hugging Face Hub (<https://huggingface.co/griko>) and can be used independently from the framework.

Acknowledgments

We acknowledge the VoxCeleb2 [34] and TIMIT [35] datasets for providing the training data used in this research. We also extend our gratitude to the SpeechBrain [74, 75] team for their excellent open-source speech processing toolkit. We also appreciate the contributions of the Librosa [59], Optuna [93], TensorFlow [102], and scikit-learn [88] teams for developing essential libraries that facilitated feature extraction, model training, and evaluation in this work.

Additionally, we acknowledge the assistance of generative large language models [103, 104], which were used to enhance the clarity and richness of the text in this paper.

References

- [1] DemandSage. Voice search statistics: Usage, market size & future, 2024. URL <https://www.demandsage.com/voice-search-statistics/>.
- [2] PricewaterhouseCoopers. Staying silent: Voice assistants and the need for trust. URL <https://www.pwc.com.au/digitalpulse/staying-silent-voice-assistants-connected-home-trust.html>.
- [3] BusinessDasher. 53 voice search statistics you must know in 2024, 2024. URL <https://www.businessdasher.com/voice-search-statistics/>.

- [4] Edison Research. The podcast consumer 2024 by edison research, May 2024. URL <https://www.edisonresearch.com/the-podcast-consumer-2024-by-edison-research/>.
- [5] Tanja Schultz. Speaker characteristics. In *Speaker classification I*, pages 47–74. Springer, 2007.
- [6] Xavier Anguera, Simon Bozonnet, Nicholas Evans, Corinne Fredouille, Gerald Friedland, and Oriol Vinyals. Speaker diarization: A review of recent research. *IEEE Transactions on audio, speech, and language processing*, 20(2):356–370, 2012.
- [7] Arsha Nagrani, Joon Son Chung, Weidi Xie, and Andrew Senior. Voxceleb: Large-scale speaker verification in the wild. *Computer Speech & Language*, 60:101027, 2020. ISSN 0885-2308. doi: <https://doi.org/10.1016/j.csl.2019.101027>. URL <https://www.sciencedirect.com/science/article/pii/S0885230819302712>.
- [8] Mahbubul Alam, Manar D Samad, Lasitha Vidyaratne, Alexander Glandon, and Khan M Iftekharuddin. Survey on deep neural networks in speech and vision systems. *Neurocomputing*, 417:302–321, 2020.
- [9] Akiko Mokhtari and Nick Campbell. Speaking style variation and speaker personality. *Proc. of Speech Prosody, Campinas, Brazil*, pages 601–604, 2008.
- [10] Manish Gupta, Shambhu Shankar Bharti, and Suneeta Agarwal. Support vector machine based gender identification using voiced speech frames. In *2016 Fourth International Conference on Parallel, Distributed and Grid Computing (PDGC)*, pages 737–741. IEEE, 2016.
- [11] Zakariya Qawaqneh, Arafat Abu Mallouh, and Buket D Barkana. Dnn-based models for speaker age and gender classification. In *International Conference on Bio-inspired Systems and Signal Processing*, volume 5, pages 106–111. SCITEPRESS, 2017.
- [12] Pratik Parikh, Ketaki Velhal, Sanika Potdar, Aayushi Sikligar, and Ruhina Karani. English language accent classification and conversion using machine learning. In *Proceedings of the International Conference on Innovative Computing & Communications (ICICC)*, 2020.
- [13] C Andy Jason, Sandeep Kumar, et al. An appraisal on speech and emotion recognition technologies based on machine learning. *language*, 67:68, 2020.
- [14] Sarika Hegde, Surendra Shetty, Smitha Rai, and Thejaswi Dodderi. A survey on machine learning approaches for automatic detection of voice disorders. *Journal of Voice*, 33(6):947–e11, 2019.
- [15] Akiko Amano-Kusumoto, John-Paul Hosom, and Izhak Shafraan. Classifying clear and conversational speech based on acoustic features. In *Tenth Annual Conference of the International Speech Communication Association*, 2009.
- [16] Tomi Kinnunen and Haizhou Li. An overview of text-independent speaker recognition: from features to supervectors. *Speech Communication*, 52:12–40, 01 2010. doi: 10.1016/j.specom.2009.08.009.
- [17] Jonathan Reid, Preet Parmar, Tyler Lund, Daniel K Aalto, and Caroline C Jeffery. Development of a machine-learning based voice disorder screening tool. *American Journal of Otolaryngology*, 43(2):103327, 2022.
- [18] Kuan Ee Brian Ooi, Margaret Lech, and Nicholas B. Allen. Multichannel weighted speech classification system for prediction of major depression in adolescents. *IEEE Transactions on Biomedical Engineering*, 60(2): 497–506, 2013. doi: 10.1109/TBME.2012.2228646.
- [19] Palo Hemanta Kumar and Mihir N Mohanty. Efficient feature extraction for fear state analysis from human voice. *Indian Journal of Science & Technology*, 9(38): 1–11, 2016.
- [20] Satyabrata Aich, Hee-Cheol Kim, Kim younga, Kueh Lee Hui, Ahmed Abdulhakim Al-Absi, and Man-gal Sain. A supervised machine learning approach using different feature selection techniques on voice datasets for prediction of parkinson’s disease. In *2019 21st International Conference on Advanced Communication Technology (ICACT)*, pages 1116–1121, 2019. doi: 10.23919/ICACT.2019.8701961.
- [21] Zhizhong Ma, Chris Bullen, Joanna Chu, Ruili Wang, Yingchun Wang, and Satwinder Singh. Towards the objective speech assessment of smoking status based on voice features: A review of the literature. 06 2021.
- [22] Vibha Tiwari. Mfcc and its applications in speaker recognition. *International journal on emerging technologies*, 1(1):19–22, 2010.
- [23] Todor Ganchev, Nikos Fakotakis, and George Kokkinakis. Comparative evaluation of various mfcc implementations on the speaker verification task. In *Proceedings of the SPECOM*, volume 1, pages 191–194, 2005.
- [24] David Snyder, Daniel Garcia-Romero, Gregory Sell, Daniel Povey, and Sanjeev Khudanpur. X-vectors: Robust dnn embeddings for speaker recognition. In *2018 IEEE international conference on acoustics, speech and signal processing (ICASSP)*, pages 5329–5333. IEEE, 2018.

- [25] Ehsan Variani, Xin Lei, Erik McDermott, Ignacio Lopez Moreno, and Javier Gonzalez-Dominguez. Deep neural networks for small footprint text-dependent speaker verification. In *2014 IEEE international conference on acoustics, speech and signal processing (ICASSP)*, pages 4052–4056. IEEE, 2014.
- [26] Manav Kaushik, Van Tung Pham, and Eng Siong Chng. End-to-end speaker height and age estimation using attention mechanism with lstm-rnn, 2021. URL <https://arxiv.org/abs/2101.05056>.
- [27] Yuni Zeng, Hua Mao, Dezhong Peng, and Zhang Yi. Spectrogram based multi-task audio classification. *Multimedia Tools and Applications*, 78:3705–3722, 2019.
- [28] Johannes Wagner, Andreas Triantafyllopoulos, Hagen Wierstorf, Maximilian Schmitt, Felix Burkhardt, Florian Eyben, and Björn W. Schuller. Dawn of the transformer era in speech emotion recognition: closing the valence gap, 2022.
- [29] Alec Radford, Jong Wook Kim, Tao Xu, Greg Brockman, Christine McLeavey, and Ilya Sutskever. Robust speech recognition via large-scale weak supervision, 2022. URL <https://arxiv.org/abs/2212.04356>.
- [30] Mike Lewis. Bart: Denoising sequence-to-sequence pre-training for natural language generation, translation, and comprehension. *arXiv preprint arXiv:1910.13461*, 2019.
- [31] Carlos Flavián, Khaoula Akdim, and Luis V Casaló. Effects of voice assistant recommendations on consumer behavior. *Psychology & Marketing*, 40(2):328–346, 2023.
- [32] K Akdim and Luis V Casaló. Perceived value of ai-based recommendations service: the case of voice assistants. *Service Business*, 17(1):81–112, 2023.
- [33] Brijesh Sivathanu Surbhi Choudhary, Neeraj Kaushik and Nripendra P. Rana. Assessing factors influencing customers’ adoption of ai-based voice assistants. *Journal of Computer Information Systems*, 0(0):1–18, 2024. doi: 10.1080/08874417.2024.2312858. URL <https://doi.org/10.1080/08874417.2024.2312858>.
- [34] J. S. Chung, A. Nagrani, and A. Zisserman. Voxceleb2: Deep speaker recognition. In *INTERSPEECH*, 2018.
- [35] NIST Speech Disc, John S Garofolo, Lori F Lamel, William M Fisher, Jonathan G Fiscus, David S Pallett, and Nancy L Dahlgren. Acoustic-phonetic continuous speech corpus.
- [36] Mozilla Mozilla. Mozilla common voice, Dec 2020. URL <https://voice.mozilla.org/>.
- [37] Saeid Safavi. *Speaker Characterization using Adult and Children’s Speech*. PhD thesis, 01 2015.
- [38] Izhak Shafran, Michael Riley, and Mehryar Mohri. Voice signatures. In *2003 IEEE workshop on automatic speech recognition and understanding (IEEE Cat. No. 03EX721)*, pages 31–36. IEEE, 2003.
- [39] Christian Müller. Automatic recognition of speakers’ age and gender on the basis of empirical studies. In *Ninth International Conference on Spoken Language Processing*, 2006.
- [40] Phuoc Nguyen, Dat Tran, Xu Huang, and Dharmendra Sharma. Automatic classification of speaker characteristics. In *International Conference on Communications and Electronics 2010*, pages 147–152, 2010. doi: 10.1109/ICCE.2010.5670700.
- [41] Rashid Jahangir, Ying Wah Teh, Nisar Ahmed Memon, Ghulam Mujtaba, Mahdi Zareei, Uzair Ishtiaq, Muhammad Zaheer Akhtar, and Ihsan Ali. Text-independent speaker identification through feature fusion and deep neural network. *IEEE Access*, 8:32187–32202, 2020.
- [42] Fredrik Lastow, Edwin Ekberg, and Pierre Nugues. Language-agnostic age and gender classification of voice using self-supervised pre-training. In *2022 Swedish Artificial Intelligence Society Workshop (SAIS)*, pages 1–9. IEEE, 2022.
- [43] Theodoros Giannakopoulos. pyaudioanalysis: An open-source python library for audio signal analysis. *PloS one*, 10(12), 2015.
- [44] S.G. Tanyer and H. Ozer. Voice activity detection in nonstationary noise. *IEEE Transactions on Speech and Audio Processing*, 8(4):478–482, 2000. doi: 10.1109/89.848229.
- [45] Hervé Bredin and Antoine Laurent. End-to-end speaker segmentation for overlap-aware resegmentation. In *Proc. Interspeech 2021*, Brno, Czech Republic, August 2021.
- [46] SileroTeam. Silero vad: pre-trained enterprise-grade voice activity detector (vad), number detector and language classifier. <https://github.com/snakers4/silero-vad>, 2021.
- [47] David Doukhan, Elliott Lechapt, Marc Evrard, and Jean Carrière. Ina’s mirex 2018 music and speech detection system. *Music Information Retrieval Evaluation eXchange (MIREX 2018)*, 2018.
- [48] Daniel Povey, Arnab Ghoshal, Gilles Boulianne, Lukas Burget, Ondrej Glembek, Nagendra Goel, Mirko Hannemann, Petr Motlicek, Yanmin Qian, Petr Schwarz, Jan Silovsky, Georg Stemmer, and Karel Vesely. The kaldi speech recognition toolkit. In *IEEE 2011 Workshop*

- on Automatic Speech Recognition and Understanding. IEEE Signal Processing Society, 2011. IEEE Catalog No.: CFP11SRW-USB.
- [49] Agustinus Bimo Gumelar, Afid Kurniawan, Adri Gabriel Sooi, Mauridhi Hery Purnomo, Eko Mulyanto Yuniarno, Indar Sugiarto, Agung Widodo, Andreas Agung Kristanto, and Tresna Maulana Fahrudin. Human voice emotion identification using prosodic and spectral feature extraction based on deep neural networks. In *2019 IEEE 7th International Conference on Serious Games and Applications for Health (SeGAH)*, pages 1–8, 2019. doi: 10.1109/SeGAH.2019.8882461.
 - [50] D Prabakaran and R Shyamala. A review on performance of voice feature extraction techniques. In *2019 3rd International Conference on Computing and Communications Technologies (ICCCCT)*, pages 221–231. IEEE, 2019.
 - [51] Xiaochang Li and Mara Mills. Vocal features: from voice identification to speech recognition by machine. *Technology and culture*, 60(2):S129–S160, 2019.
 - [52] Majed O Al-Dwairi, Amjad Y Hendi, Mohamed S Soliman, and Ziad AA Alqadi. A new method for voice signal features creation. *International Journal of Electrical and Computer Engineering*, 9(5):4077, 2019.
 - [53] Sreenivas Sremath Tirumala, Seyed Reza Shahamiri, Abhimanyu Singh Garhwal, and Ruili Wang. Speaker identification features extraction methods: A systematic review. *Expert Systems with Applications*, 90:250–271, 2017. ISSN 0957-4174. doi: <https://doi.org/10.1016/j.eswa.2017.08.015>. URL <https://www.sciencedirect.com/science/article/pii/S0957417417305535>.
 - [54] Seiichi Nakagawa, Longbiao Wang, and Shinji Ohtsuka. Speaker identification and verification by combining mfcc and phase information. *IEEE transactions on audio, speech, and language processing*, 20(4):1085–1095, 2011.
 - [55] Pedro A Torres-Carrasquillo, Elliot Singer, Mary A Kohler, Richard J Greene, Douglas A Reynolds, and John R Deller Jr. Approaches to language identification using gaussian mixture models and shifted delta cepstral features. In *Interspeech*, pages 89–92. Citeseer, 2002.
 - [56] Arif Ullah Khan, LP Bhaiya, and SK Banchhor. Hindi speaking person identification using zero crossing rate. *Int. J. of Soft Computing and Engineering*, 2(3):101–104, 2012.
 - [57] V Subba Ramaiah and R Rajeswara Rao. Multi-speaker activity detection using zero crossing rate. In *2016 International Conference on Communication and Signal Processing (ICCSP)*, pages 0023–0026. IEEE, 2016.
 - [58] Florian Eyben, Klaus R Scherer, Björn W Schuller, Johan Sundberg, Elisabeth André, Carlos Busso, Laurence Y Devillers, Julien Epps, Petri Laukka, Shrikanth S Narayanan, et al. The geneva minimalistic acoustic parameter set (gemaps) for voice research and affective computing. *IEEE transactions on affective computing*, 7(2):190–202, 2015.
 - [59] Brian McFee, Alexandros Metsai, Matt McVicar, Stefan Balke, Carl Thomé, Colin Raffel, Frank Zalkow, Ayoub Malek, Dana, Kyungyun Lee, Oriol Nieto, Dan Ellis, Jack Mason, Eric Battenberg, Scott Seyfarth, Ryuichi Yamamoto, viktorandreevichmorozov, Keunwoo Choi, Josh Moore, Rachel Bittner, Shunsuke Hidaka, Ziyao Wei, nullmightybofo, Adam Weiss, Darío Hereñú, Fabian-Robert Stöter, Pius Friesch, Matt Vollrath, Taewoon Kim, and Thassilo. librosa/librosa: 0.9.1, feb 2022. URL <https://doi.org/10.5281/zenodo.6097378>.
 - [60] Yanjie Jia, Xi Chen, Jieqiong Yu, Lianming Wang, Yuanzhe Xu, Shaojin Liu, and Yonghui Wang. Speaker recognition based on characteristic spectrograms and an improved self-organizing feature map neural network. *Complex & Intelligent Systems*, 7(4):1749–1757, 2021.
 - [61] Chunlei Zhang, Kazuhito Koishida, and John HL Hansen. Text-independent speaker verification based on triplet convolutional neural network embeddings. *IEEE/ACM Transactions on Audio, Speech, and Language Processing*, 26(9):1633–1644, 2018.
 - [62] Arsha Nagrani, Joon Son Chung, and Andrew Senior. Voxceleb: a large-scale speaker identification dataset. *arXiv preprint arXiv:1706.08612*, 2017.
 - [63] Dimitri Palaz, Ronan Collobert, et al. Analysis of cnn-based speech recognition system using raw speech as input. Technical report, Idiap, 2015.
 - [64] Hannah Muckenhirn, Mathew Magimai Doss, and Sébastien Marcell. Towards directly modeling raw speech signal for speaker verification using cnns. In *2018 IEEE International Conference on Acoustics, Speech and Signal Processing (ICASSP)*, pages 4884–4888. IEEE, 2018.
 - [65] Mirco Ravanelli and Yoshua Bengio. Speaker recognition from raw waveform with sincnet. In *2018 IEEE Spoken Language Technology Workshop (SLT)*, pages 1021–1028, 2018. doi: 10.1109/SLT.2018.8639585.
 - [66] Zhongxin Bai and Xiao-Lei Zhang. Speaker recognition based on deep learning: An overview. *Neural Networks*, 140:65–99, 2021. ISSN 0893-6080. doi: <https://doi.org/10.1016/j.neunet.2021.03.004>. URL <https://www.sciencedirect.com/science/article/pii/S0893608021000848>.

- [67] Najim Dehak, Patrick J Kenny, Réda Dehak, Pierre Dumouchel, and Pierre Ouellet. Front-end factor analysis for speaker verification. *IEEE Transactions on Audio, Speech, and Language Processing*, 19(4):788–798, 2010.
- [68] Ahilan Kanagasundaram, Robert Vogt, David Dean, Sridha Sridharan, and Michael Mason. I-vector based speaker recognition on short utterances. In *Proceedings of the 12th Annual Conference of the International Speech Communication Association*, pages 2341–2344. International Speech Communication Association, 2011.
- [69] Jeeweon Jung, Heesoo Heo, Ilho Yang, Sunghyun Yoon, Hyejin Shim, and Hajin Yu. D-vector based speaker verification system using raw waveform cnn. In *2017 International Seminar on Artificial Intelligence, Networking and Information Technology (ANIT 2017)*, pages 126–131. Atlantis Press, 2017.
- [70] Quan Wang, Carlton Downey, Li Wan, Philip Andrew Mansfield, and Ignacio Lopez Moreno. Speaker diarization with lstm. In *2018 IEEE International Conference on Acoustics, Speech and Signal Processing (ICASSP)*, pages 5239–5243, 2018. doi: 10.1109/ICASSP.2018.8462628.
- [71] David Snyder, Daniel Garcia-Romero, Daniel Povey, and Sanjeev Khudanpur. Deep neural network embeddings for text-independent speaker verification. In *Interspeech*, pages 999–1003, 2017.
- [72] Hossein Zeinali, Lukas Burget, and Jan Cernocky. Convolutional neural networks and x-vector embedding for dcase2018 acoustic scene classification challenge. *arXiv preprint arXiv:1810.04273*, 2018.
- [73] Brecht Desplanques, Jenthe Thienpondt, and Kris Demuynck. Ecapa-tdnn: Emphasized channel attention, propagation and aggregation in tdnn based speaker verification. In *Interspeech 2020*, Interspeech 2020. ISCA, 2020. doi: 10.21437/Interspeech.2020-2650. URL <http://dx.doi.org/10.21437/Interspeech.2020-2650>.
- [74] Mirco Ravanelli, Titouan Parcollet, Peter Plantinga, Aku Rouhe, Samuele Cornell, Loren Lugosch, Cem Subakan, Nauman Dawalatabad, Abdelwahab Heba, Jianyuan Zhong, Ju-Chieh Chou, Sung-Lin Yeh, Szu-Wei Fu, Chien-Feng Liao, Elena Rastorgueva, François Grondin, William Aris, Hwidong Na, Yan Gao, Renato De Mori, and Yoshua Bengio. SpeechBrain: A general-purpose speech toolkit, 2021. arXiv:2106.04624.
- [75] Nauman Dawalatabad, Mirco Ravanelli, François Grondin, Jenthe Thienpondt, Brecht Desplanques, and Hwidong Na. Ecapa-tdnn embeddings for speaker diarization. In *Interspeech 2021*, Interspeech 2021. ISCA, 2021. doi: 10.21437/Interspeech.2021-941. URL <http://dx.doi.org/10.21437/Interspeech.2021-941>.
- [76] Felix Burkhardt, Johannes Wagner, Hagen Wierstorf, Florian Eyben, and Björn Schuller. Speech-based age and gender prediction with transformers, 2023. URL <https://arxiv.org/abs/2306.16962>.
- [77] The pandas development team. pandas-dev/pandas: Pandas, February 2020. URL <https://doi.org/10.5281/zenodo.3509134>.
- [78] Suramya Tomar. Converting video formats with ffmpeg. *Linux Journal*, 2006(146):10, 2006.
- [79] Hervé Bredin, Ruiqing Yin, Juan Manuel Coria, Gregory Gelly, Pavel Korshunov, Marvin Lavechin, Diego Fustes, Hadrien Titeux, Wassim Bouaziz, and Marie-Philippe Gill. Pyannote.audio: neural building blocks for speaker diarization. In *ICASSP 2020-2020 IEEE International Conference on Acoustics, Speech and Signal Processing (ICASSP)*, pages 7124–7128. IEEE, 2020.
- [80] Szu-Wei Fu, Cheng Yu, Tsun-An Hsieh, Peter Plantinga, Mirco Ravanelli, Xugang Lu, and Yu Tsao. Metricgan+: An improved version of metricgan for speech enhancement. *arXiv preprint arXiv:2104.03538*, 2021.
- [81] Cem Subakan, Mirco Ravanelli, Samuele Cornell, Mirko Bronzi, and Jianyuan Zhong. Attention is all you need in speech separation. In *ICASSP 2021*, 2021.
- [82] SpeechBrain SpeechBrain. Speechbrain/emotion-recognition-wav2vec2-iemocap · hugging face, Oct 2021. URL <https://huggingface.co/speechbrain/emotion-recognition-wav2vec2-IEMOCAP>.
- [83] Najim Dehak, Pedro A Torres-Carrasquillo, Douglas Reynolds, and Reda Dehak. Language recognition via i-vectors and dimensionality reduction. In *Twelfth annual conference of the international speech communication association*. Citeseer, 2011.
- [84] Carlos Busso, Murtaza Bulut, Chi-Chun Lee, Ebrahim (Abe) Kazemzadeh, Emily Mower Provost, Samuel Kim, Jeannette N. Chang, Sungbok Lee, and Shrikanth S. Narayanan. Iemocap: interactive emotional dyadic motion capture database. *Language Resources and Evaluation*, 42:335–359, 2008.
- [85] Alexei Baevski, Henry Zhou, Abdelrahman Mohamed, and Michael Auli. wav2vec 2.0: A framework for self-supervised learning of speech representations, 2020. URL <https://arxiv.org/abs/2006.11477>.
- [86] Vassil Panayotov, Guoguo Chen, Daniel Povey, and Sanjeev Khudanpur. Librispeech: an asr corpus based on

- public domain audio books. In *2015 IEEE international conference on acoustics, speech and signal processing (ICASSP)*, pages 5206–5210. IEEE, 2015.
- [87] Manoj Plakal and Dan Ellis. Yamnet. URL <https://github.com/tensorflow/models/tree/master/research/audioset/yamnet>.
- [88] F. Pedregosa, G. Varoquaux, A. Gramfort, V. Michel, B. Thirion, O. Grisel, M. Blondel, P. Prettenhofer, R. Weiss, V. Dubourg, J. Vanderplas, A. Passos, D. Cournapeau, M. Brucher, M. Perrot, and E. Duchesnay. Scikit-learn: Machine learning in Python. *Journal of Machine Learning Research*, 12:2825–2830, 2011.
- [89] Khaled Hechmi, Trung Ngo Trong, Ville Hautamäki, and Tomi Kinnunen. Voxceleb enrichment for age and gender recognition. *CoRR*, abs/2109.13510, 2021. URL <https://arxiv.org/abs/2109.13510>.
- [90] Tianqi Chen and Carlos Guestrin. XGBoost: A scalable tree boosting system. In *Proceedings of the 22nd ACM SIGKDD International Conference on Knowledge Discovery and Data Mining*, KDD '16, pages 785–794, New York, NY, USA, 2016. ACM. ISBN 978-1-4503-4232-2. doi: 10.1145/2939672.2939785. URL <http://doi.acm.org/10.1145/2939672.2939785>.
- [91] Corinna Cortes and Vladimir Vapnik. Support-vector networks. *Machine learning*, 20(3):273–297, 1995.
- [92] David R Cox. The regression analysis of binary sequences. *Journal of the Royal Statistical Society: Series B (Methodological)*, 20(2):215–232, 1958.
- [93] Takuya Akiba, Shotaro Sano, Toshihiko Yanase, Takeru Ohta, and Masanori Koyama. Optuna: A next-generation hyperparameter optimization framework, 2019. URL <https://arxiv.org/abs/1907.10902>.
- [94] Steven R. Livingstone and Frank A. Russo. The Ryerson Audio-Visual Database of Emotional Speech and Song (RAVDESS), apr 2018. URL <https://doi.org/10.5281/zenodo.1188976>. Funding Information Natural Sciences and Engineering Research Council of Canada: 2012-341583 Hear the world research chair in music and emotional speech from Phonak.
- [95] Cristina Luna-Jiménez, David Griol, Zoraida Callejas, Ricardo Kleinlein, Juan M. Montero, and Fernando Fernández-Martínez. Multimodal emotion recognition on raveds dataset using transfer learning. *Sensors*, 21(22), 2021. ISSN 1424-8220. doi: 10.3390/s21227665. URL <https://www.mdpi.com/1424-8220/21/22/7665>.
- [96] Pankaj Shegokar and Pradip Sircar. Continuous wavelet transform based speech emotion recognition. In *2016 10th International Conference on Signal Processing and Communication Systems (ICSPCS)*, pages 1–8, 2016. doi: 10.1109/ICSPCS.2016.7843306.
- [97] Asiya U A and Kiran V K. Speech emotion recognition-a deep learning approach. In *2021 Fifth International Conference on I-SMAC (IoT in Social, Mobile, Analytics and Cloud) (I-SMAC)*, pages 867–871, 2021. doi: 10.1109/I-SMAC52330.2021.9640995.
- [98] Dias Issa, M. Fatih Demirci, and Adnan Yazici. Speech emotion recognition with deep convolutional neural networks. *Biomedical Signal Processing and Control*, 59:101894, 2020. ISSN 1746-8094. doi: <https://doi.org/10.1016/j.bspc.2020.101894>. URL <https://www.sciencedirect.com/science/article/pii/S1746809420300501>.
- [99] Mustaqeem, Muhammad Sajjad, and Soonil Kwon. Clustering-based speech emotion recognition by incorporating learned features and deep bilstm. *IEEE Access*, 8:79861–79875, 2020. doi: 10.1109/ACCESS.2020.2990405.
- [100] Cristina Luna-Jiménez, Ricardo Kleinlein, David Griol, Zoraida Callejas, Juan M. Montero, and Fernando Fernández-Martínez. A proposal for multimodal emotion recognition using aural transformers and action units on raveds dataset. *Applied Sciences*, 12(1), 2022. ISSN 2076-3417. doi: 10.3390/app12010327. URL <https://www.mdpi.com/2076-3417/12/1/327>.
- [101] Mahmoud Azab, Mingzhe Wang, Max Smith, Noriyuki Kojima, Jia Deng, and Rada Mihalcea. Speaker naming in movies. *CoRR*, abs/1809.08761, 2018. URL <http://arxiv.org/abs/1809.08761>.
- [102] Martín Abadi, Ashish Agarwal, Paul Barham, Eugene Brevdo, Zhifeng Chen, Craig Citro, Greg S. Corrado, Andy Davis, Jeffrey Dean, Matthieu Devin, Sanjay Ghemawat, Ian Goodfellow, Andrew Harp, Geoffrey Irving, Michael Isard, Yangqing Jia, Rafal Jozefowicz, Lukasz Kaiser, Manjunath Kudlur, Josh Levenberg, Dandelion Mané, Rajat Monga, Sherry Moore, Derek Murray, Chris Olah, Mike Schuster, Jonathon Shlens, Benoit Steiner, Ilya Sutskever, Kunal Talwar, Paul Tucker, Vincent Vanhoucke, Vijay Vasudevan, Fernanda Viégas, Oriol Vinyals, Pete Warden, Martin Wattenberg, Martin Wicke, Yuan Yu, and Xiaoqiang Zheng. TensorFlow: Large-scale machine learning on heterogeneous systems, 2015. URL <https://www.tensorflow.org/>. Software available from tensorflow.org.
- [103] OpenAI. Chatgpt [large language model], 2025. URL <https://chat.openai.com/chat>. Accessed: 2025-02-15.
- [104] Anthropic. Claude sonnet 3.5 [large language model], 2023. URL <https://claude.ai/>. Accessed: 2025-02-15.