

Topic Over Source: The Key to Effective Data Mixing for Language Models Pre-training

Jiahui Peng^{1*}, Xinlin Zhuang^{1,2*}, Jiantao Qiu^{1*}, Ren Ma^{1†}, Jing Yu¹, He Zhu^{1,3}, Conghui He^{1‡}

¹Shanghai AI Laboratory,

²School of Computer Science and Technology, East China Normal University,

³Peking University,

pengjiahui, qiujiantao, maren, heconghui@pjlab.org.cn,
xinlinzhuang@stu.ecnu.edu.cn

Abstract

The performance of large language models (LLMs) is significantly affected by the quality and composition of their pre-training data, which is inherently diverse, spanning various languages, sources, and topics. Effectively integrating these heterogeneous data groups is crucial for optimizing LLM performance. Previous research has predominantly concentrated on source-based data mixing, often neglecting the nuanced topic-level characteristics of the data. To address this gap, we propose a **topic**-based data mixing strategy that utilizes detailed topic labels generated through a multi-stage process combining unsupervised clustering, LLM-based summarization, and supervised classifier training. With this strategy, we conduct the first comprehensive comparison of topic-based versus source-based partitioning across multiple mixing strategies. We demonstrate that language models pretrained on data mixed by topics consistently outperform those trained on data mixed by sources across multiple methods including RegMix, DoReMi, temperature-based sampling, and a manual mixing method based on downstream task performance. Our theoretical analysis reveals that topic-based data achieves significantly lower validation loss compared to source-based approaches, creating a better optimization landscape for model training. We will make our code, annotated datasets, and topic classification models publicly available to facilitate further research.

1 Introduction

The performance of large language models (LLMs) is profoundly shaped by the quality and composition of their pre-training data (Longpre et al. 2024; Parmar et al. 2024; Zhuang et al. 2025; Albalak et al. 2024). Existing data mixing strategies range from basic methods such as temperature-based sampling (Parmar et al. 2024) to more advanced approaches including RegMix (Liu et al. 2024), DoReMi (Xie et al. 2023), and DoGE (Fan, Pagliardini, and Jaggi 2024). Despite their effectiveness, these techniques primarily function at the source level, viewing each data source (e.g., Wikipedia, GitHub, CommonCrawl) as a uniform collection. This source-centric approach fails to recognize an important reality: a single source (e.g., CommonCrawl) may contain multiple topics of

different relevance to specific downstream tasks, and likely the same topic (e.g., Science) can appear across multiple sources with varying quality and presentation styles. Moreover, the growing trend towards web-crawled datasets further diminishes the utility of source-based mixing. Recent efforts like FineWeb (Penedo et al. 2024) and DCLM (Li et al. 2024) produce multi-trillion-token datasets predominantly from CommonCrawl, offering no meaningful source divisions. In this context, semantic organization becomes not just beneficial but necessary for effective data curation.

An alternative data curation paradigm, which organizes data based on intrinsic semantic properties instead of provenance, has therefore gained prominence. Pioneering methods have demonstrated the potential of this approach, but they have been constrained by methodological limitations. For example, WebOrganizer (Wettig et al. 2025) proposed structured taxonomies that required substantial human supervision, limiting both scalability and generalization. In contrast, frameworks like R&B (Ge et al. 2025) employed unsupervised clustering for automatic domain discovery, but this process produces unlabeled groupings and its effectiveness has not been demonstrated on web-scale pre-training corpora. While these foundational contributions validate the principle of semantic partitioning, they reveal a critical gap: there is currently no fully-automated and scalable methodology for producing a coherent, high-quality topic taxonomy from web-scale data.

In response to these limitations, we present a comprehensive empirical evaluation of partitioning strategies based on semantic content through a systematic framework. First, our approach implements a multi-stage clustering methodology to identify detailed topics within extensive datasets. We cluster semantically related documents using embedding techniques, followed by applying LLMs to create descriptive topic labels that effectively capture each cluster’s semantic essence. This method produces a comprehensive taxonomy offering deeper insights into dataset structure compared to conventional source-based classifications, providing a more refined strategy for pre-training data composition that naturally aligns with the semantic foundations of content that LLMs process.

Second, using this framework, we conduct the first large-scale, comprehensive comparison of topic-based versus

*Equal contribution.

†Project lead.

‡Corresponding authors.

source-based partitioning across multiple established mixing algorithms, including performance-based reweighting (PerfRe), temperature-based sampling, DoReMi, and Reg-Mix. Our empirical results show that our topic-based mixing strategy consistently yields better results than source-based approaches. These performance gains remain consistent when tested with larger models and extended training sequences, validating the effectiveness of our approach. The main contributions of this paper are as follows:

- We propose a scalable topic extraction method at web-scale that combines unsupervised clustering, LLM-based summarization, and supervised classifier training to partition the SlimPajama dataset into 12 semantically meaningful topics. This annotated dataset will be open-sourced to facilitate further research.
- We conduct the first comprehensive comparison of topic-based versus source-based data partitioning across multiple established mixing algorithms and different model scales. Our results provide robust evidence for the superiority of the topic-based approach.
- We show that topic-based organization of training data improves the optimization landscape, creating a better relationship between mixture weights and model performance than source-based approaches, leading to more effective training configurations.

2 Topic Extraction

2.1 Dataset

We employ SlimPajama (Soboleva et al. 2023), a widely recognized dataset containing 600 million documents with roughly 627B Llama tokens. The corpus is organized into seven source categories: arXiv, Books, C4, CommonCrawl, GitHub, StackExchange, and Wikipedia.

2.2 Topic Extraction Procedure

Given the large scale of the SlimPajama dataset, we design a multi-stage method to extract the topics. The workflow of our topic extraction process is provided in Algorithm 1.

Unsupervised Clustering. The initial phase involves generating semantic embeddings for all 600 million documents using the BGE model (Xiao et al. 2023). We then apply K-Means clustering to partition these embeddings into k_1 distinct clusters. From each cluster, we randomly select 10 examples and utilize gpt-4o¹ to create a concise summary capturing the cluster’s essential characteristics. The sample size of 10 was chosen to balance comprehensive representation with the constraints of gpt-4o’s context window and the typical length of documents and summaries.

In the subsequent phase, we perform a second-level clustering by applying K-Means to group the k_1 clusters into k_2 higher-level clusters. For each of these k_2 clusters, we randomly sample 50 of the previously generated summaries and prompt gpt-4o to synthesize an abstract topic label, ultimately

Algorithm 1: Topic Extraction Process

Require: Dataset \mathcal{D} with N documents, parameters k_1, k_2, m_{topic}

- 1: **Output:** Topic taxonomy with m_{topic} topics and topic labels for all documents
- 2: // Step 1. Unsupervised Clustering
- 3: Generate embeddings $E = \{e_1, e_2, \dots, e_N\}$ for all documents using BGE model
- 4: Apply K-Means to partition E into k_1 clusters: C_1, C_2, \dots, C_{k_1}
- 5: **for** $i = 1$ to k_1 **do**
- 6: Sample 10 documents from cluster C_i
- 7: Generate summary S_i using gpt-4o for the sampled documents
- 8: **end for**
- 9: Apply K-Means to group the k_1 centroids into k_2 clusters
- 10: **for** $j = 1$ to k_2 **do**
- 11: Sample 50 summaries from S_i for cluster j
- 12: Generate abstract topic T_j using gpt-4o
- 13: **end for**
- 14: // Step 2. Topic Extraction with LLM
- 15: Merge k_2 topics into m_{topic} final topics using gpt-4o
- 16: Obtain final topic taxonomy $\mathcal{T} = \{T_1, T_2, \dots, T_{m_{topic}}\}$
- 17: // Step 3. Training Topic Classifier
- 18: Sample 100,000 documents from \mathcal{D}
- 19: Annotate topics for sampled documents using gpt-4o and topic taxonomy \mathcal{T}
- 20: Train a BERT-based classifier \mathcal{M} on the annotated data
- 21: Use \mathcal{M} to classify all documents in \mathcal{D} into topics in \mathcal{T}
- 22: **Return:** Topic taxonomy \mathcal{T} and topic labels for all documents in \mathcal{D}

yielding k_2 distinct topics. We implement this two-stage K-Means approach to accommodate both the scale of our dataset and our computational limitations. Our approach aligns with previous work on scalable clustering for large datasets (Johnson, Douze, and Jégou 2019; Meng et al. 2015).

Topic Extraction with LLM. Despite the effectiveness of combining K-Means clustering with gpt-4o for identifying key topics, our analysis reveals limitations in the unsupervised approach. The clustering process generated considerable topic overlap, with our manual evaluation of the k_2 topics uncovering redundancies where multiple topics shared similar semantic elements. We also identify inconsistencies in topic granularity—some topics are narrowly defined while others remain overly broad—which compromises the interpretability of our taxonomy. These challenges, documented with examples in Appendix A, necessitated an additional consolidation step. To address this, we leveraged gpt-4o to merge the k_2 topics into m_{topic} final topics, resulting in a more refined and coherent topic structure. Following extensive experimentation, we established optimal cluster parameters of $k_1 = 10,000$, $k_2 = 300$, and $m_{topic} = 12$ for our implementation. The detailed prompts for both summary generation and topic consolidation are available in Appendix B.

¹We use gpt-4o-2024-11-20 throughout the paper.

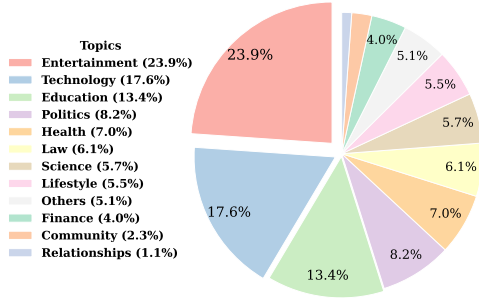


Figure 1: Topic analysis of the SlimPajama dataset. Distribution of 12 topics showing significant imbalance, with Entertainment (23.9%) and Technology (17.6%) comprising over 41% of the content.

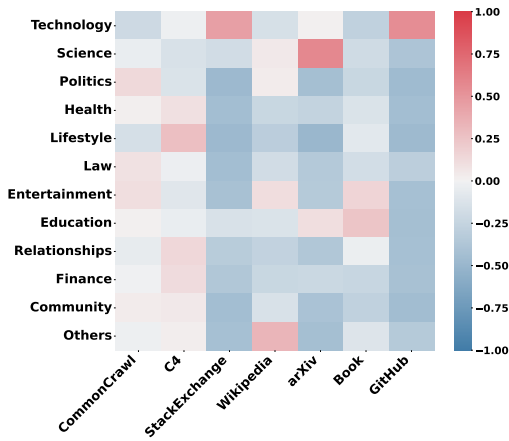


Figure 2: NPMI heatmap between topics and sources, where red indicates strong association, blue shows mutual exclusivity, and white represents minimal association, highlighting the complementary information provided by these two dimensions.

Topic Classifier Training. Following the previous steps, we establish a comprehensive topic taxonomy that divides the dataset into 12 distinct topics. However, manual inspection of randomly selected samples reveals that document topics assigned through unsupervised clustering sometimes misalign with their actual content. Additionally, the clustering approach lacks scalability to new documents, whereas a classifier can efficiently process additional data with similar distributions to SlimPajama. To address these limitations, we leverage our derived taxonomy to create a supervised classifier. We randomly sample 100,000 documents from SlimPajama and use gpt-4o to annotate their topics according to our taxonomy. Using these annotations, we fine-tune a BERT classifier to effectively distill gpt-4o’s topic classification capabilities. The classifier achieves 84% accuracy on our test set and is subsequently deployed to categorize the entire SlimPajama dataset. Details about classifier architecture, and fine-tuning procedures are available in Appendix C.1.

2.3 Topic Distribution

Our analysis of SlimPajama extracts 12 distinct topics: Technology, Science, Politics, Health, Lifestyle, Law, Entertainment, Education, Relationships, Finance, Community, and Others. These categories align well with both the Wikipedia ontology² and the manually crafted taxonomy in (Wettig et al. 2025), demonstrating our method’s effectiveness in identifying meaningful and human-interpretable topics.

Figure 1 shows significant topic imbalance in the dataset. Entertainment (23.9%) and Technology (17.6%) dominate, together making up over 41% of content. Education follows at 13.4%, with Politics (8.2%), Health (7.0%), and Law (6.1%) moderately represented. Science comprises only 5.7% despite its importance, while social domains like Relationships (1.1%) and Community (2.3%) are least represented. This imbalance likely causes models to perform better on technology-related tasks while struggling with scientific reasoning and social contexts. Additional examples for our topic categorization are provided in Appendix A.

2.4 Relationship Between Topic and Source

To explore the relationship between topic and source in the dataset, we calculate the normalized pointwise mutual information (NPMI) between these two dimensions, where values near zero suggest independence, positive values indicate association, and negative values reflect mutual exclusivity. Our examination of the NPMI matrix across SlimPajama data sources, illustrated in Figure 2 right, reveals a varied landscape of relationships between topics and sources. While some natural associations exist—such as ArXiv’s positive relationship with Science—many topic-source combinations display values suggesting these dimensions capture different aspects of the content. For instance, topics like Law, Health, and Education show different patterns of association across sources like CommonCrawl and Wikipedia. This diversity in relationships highlights how topic and source dimensions provide complementary information about the data. This complementary nature is particularly valuable for downstream applications, as it indicates that considering both dimensions would yield more nuanced data characterization, enabling more diverse and balanced dataset construction strategies.

3 Data Mixing for Pre-training

3.1 Task Formulation

In our framework, we work with a dataset $\mathcal{D} = \{\mathcal{D}_1, \dots, \mathcal{D}_m\}$ divided into m distinct groups. Data mixing involves finding an optimal weight vector $p = [p_1, \dots, p_m] \in \Delta^m$ on the probability simplex. The primary objective is to optimize a language model $\pi_\theta|p$ for downstream performance by minimizing validation loss:

$$\underset{p \in \Delta^m}{\text{minimize}} \sum_{i=1}^m \mathcal{L}_{\text{val},i}(\pi_\theta|p). \quad (1)$$

where $\mathcal{L}_{\text{val},i}(\pi_\theta|p)$ denotes the validation loss of the model $\pi_\theta|p$ on the i_{th} data group after pre-training. While conventional data mixing strategies typically group datasets by their

²<https://en.wikipedia.org/wiki/Wikipedia:Contents/Categories>

sources with m_{source} total sources, our approach introduces a novel dimension by grouping data according to semantic content. We organize data into topics (with m_{topic} total topics), representing meaningful categories such as Science and Lifestyle that capture the semantic essence of the content.

3.2 Experimental Setup

Training. The models utilized in this work are 1.3B parameter decoder-only transformers. Key architectural features include Rotary Position Embeddings (RoPE) (Su et al. 2024) and a maximum context window of 1,024 Llama tokens (Touvron et al. 2023). For the standard pre-training configuration, each model is trained from scratch on a selected subset of 30B tokens. A comprehensive description of the architecture and training setup is available in Appendix C.2.

Evaluation. To evaluate the capabilities of pre-trained LLMs, we assess their performance through in-context learning using the *lm-evaluation-harness* framework (Gao et al. 2023), with accuracy scores reported as the performance metric. The evaluation dataset spans three distinct categories of downstream tasks: (1) **General Knowledge:** ARC-Challenge (Clark et al. 2018), ARC-Easy, and SciQ (Welbl, Liu, and Gardner 2017); (2) **Commonsense Reasoning:** PIQA (Bisk et al. 2020), SIQA (Sap et al. 2019), WinoGrande (Sakaguchi et al. 2020), and CommonsenseQA (Talmor et al. 2019); (3) **Reading Comprehension:** RACE (Lai et al. 2017) and OpenBookQA (Mihaylov et al. 2018). Further details regarding the evaluation process are provided in Appendix E.

3.3 Baselines

In this paper, we pre-train models with the following data mixing methods. The specific data weights employed across all experimental settings can be found in Appendix D.

Random. This serves as a general baseline method. Tokens are randomly sampled from the training set of the raw SlimPajama dataset, without applying any specific control over the data distribution. In this case, the data group proportions strictly adhere to the token distribution of data groups.

PerfRe. In the practice of pre-training LLMs, researcher often manually adjust sampling ratios based on downstream performance (Dubey et al. 2024; Rae et al. 2021). To benchmark against such approaches, we introduce **Performance-based Reweighting (PerfRe)**, a systematic manual data mixing strategy. This method involves systematically upsampling individual data groups (either topics or sources) and evaluating their impact on downstream task performance. We then prioritize data groups that yield the greatest performance improvements. Following methodology similar to Llama-3.1 (Dubey et al. 2024), we start with the Random baseline model trained on 30B tokens, then upsample each selected data group by 30% (while normalizing the remaining groups’ ratios) and conduct continual pre-training for additional 30B tokens with this modified mixture. This process generates m_{topic} models (one per upsampled topic) and m_{source} models (one per upsampled source). Based on performance analysis, we identify most beneficial topics (Science, Relationships, and Health) or sources (CommonCrawl and C4), upsample

them by 30% (normalizing the remaining groups), and pre-train new models from scratch for 30B tokens using these optimized mixtures. Full evaluation results of models trained using PerfRe weights are available in Appendix F.1.

Temperature. Temperature-based sampling (Parmar et al. 2024; Devlin et al. 2019) proportionally adjusts data source weights according to a scaled factor of their token counts. We set $t = 0.4$ to compute topic weights based on token ratios.

RegMix. RegMix (Liu et al. 2024) involves training a set of small 1M-parameter models on diverse data mixtures and fitting regression models using lightGBM to predict model performance based on the respective mixtures. Using the fitted regression model, the top-ranked mixture is simulated to determine the optimal topic weights.

DoReMi. DoReMi (Xie et al. 2023) employs a small proxy model trained using group distributionally robust optimization (Group DRO) to generate domain weights.

For a clear comparison between topic-based and source-based data mixing strategies, we separately implement and train distinct models using PerfRe, Temperature, RegMix and DoReMi methods with both approaches.

3.4 Pre-training Results

Topic-based data mixing outperforms source-based data mixing. As shown in Table 1, the results demonstrate that topic-based data mixing consistently outperforms source-based data mixing across all four methods: PerfRe, Temperature, RegMix and DoReMi. For PerfRe, the topic-based approach achieves an average score of 45.23 compared to 44.63 for source-based mixing, representing a 0.60 point improvement. Similarly, Temperature-Topic outperforms Temperature-Source by 0.86 points (44.67 vs. 43.81), while RegMix-Topic surpasses RegMix-Source by 0.50 points (44.39 vs. 43.89). DoReMi-Topic outpaces DoReMi-Source by 0.69 points (45.00 vs. 44.31). This consistent pattern of improvement across different mixing strategies suggests that organizing data by semantic content rather than source provides more meaningful signals for model training. Looking at specific task categories, we observe that topic-based mixing particularly excels in Reading Comprehension tasks, where Temperature-Topic achieves a score of 27.66 compared to 25.76 for Temperature-Source, representing a substantial 1.90 point improvement, while DoReMi-Topic similarly outperforms DoReMi-Source with 29.02 versus 27.19, a notable 1.83 point gain. In General Knowledge tasks, PerfRe-Topic shows the largest gain over its source-based counterpart (56.36 vs. 55.27, a 1.09 point difference). These results indicate that semantic organization of training data enables the model to develop stronger representations of knowledge domains and reasoning capabilities.

Scaling to larger models and datasets. To verify the effectiveness of topic-based data mixing at larger scales, we conducted experiments with 3.3B parameter models trained on 70B tokens. Notably, the improvement gap between topic-based and source-based mixing methods widens as we scale up, increasing from 0.5 in the 1.3B setting to 0.7 in the 3.3B setting. This increasing advantage demonstrates the enhanced

Data Mixing Method	General Knowledge (3 tasks)	Commonsense Reasoning (4 tasks)	Reading Comprehension (2 tasks)	Average (9 tasks)
Random	54.52	44.42	25.07	43.49
PerfRe-Source	55.27	45.85	26.26	44.63 $\uparrow 1.14$
PerfRe-Topic	56.36	46.23	26.52	45.23 $\uparrow 1.74$
Temperature-Source	53.64	45.47	25.76	43.81 $\uparrow 0.32$
Temperature-Topic	55.62	44.96	27.66	44.67 $\uparrow 1.18$
RegMix-Source	53.77	45.74	25.38	43.89 $\uparrow 0.40$
RegMix-Topic	54.39	45.96	26.16	44.39 $\uparrow 0.90$
DoReMi-Source	54.36	45.34	27.19	44.31 $\uparrow 0.82$
DoReMi-Topic	54.98	45.50	29.02	45.00 $\uparrow 1.51$
3.3B Random	61.22	47.33	34.19	49.04
3.3B RegMix-Source	61.29	47.59	34.69	49.29 $\uparrow 0.25$
3.3B RegMix-Topic	61.78	48.70	35.20	50.06 $\uparrow 1.02$

Table 1: Performance of pre-trained models with different data mixing methods on downstream tasks. The $\uparrow x.xx$ and $\downarrow x.xx$ values indicate positive and negative differences compared to the Random baseline, respectively. For 3.3B models, differences are relative to the 3.3B Random baseline. Full results are provided in Appendix F.2.

effectiveness of semantic organization at larger scales. As shown in Table 1, the 3.3B RegMix-Topic model achieves an average score of 50.06 across all tasks, substantially outperforming both the 3.3B RegMix-Source model (49.29) and the 3.3B Random baseline (49.04). These improvements confirm that organizing training data by semantic content rather than source is a robust approach that becomes increasingly beneficial as model size and training data grow.

PerfRe shows superior performance among data mixing methods. Table 1 shows PerfRe outperforming all other data mixing methods. PerfRe-Topic’s average score of 45.23 exceeds DoReMi-Topic (45.00), RegMix-Topic (44.39), and Temperature-Topic (44.67), with notable advantages in General Knowledge (56.36) and Commonsense Reasoning (46.23) tasks. PerfRe succeeds by systematically identifying and prioritizing beneficial data groups, upsampling valuable topics like Science and Health while balancing others. This approach, similar to findings in Llama-3.1 (Dubey et al. 2024), demonstrates that strategic data proportion adjustments enhance model capabilities. Our results suggest that well-designed heuristic approaches can be as effective as more complex optimization methods for data mixing.

4 Analysis

4.1 Integrating Topic and Source Dimensions in Data Mixing

Figure 2 reveals varied relationships between topics and sources, with each dimension providing complementary information about the data. This raises the question of whether combining topic and source information could enhance data mixing strategies. Inspired by WebOrganizer (Wettig et al. 2025), we independently calculate the proportions for each topic and source using RegMix, then merge them through a Cartesian product operation. This approach created

$m_{\text{topic}} \times m_{\text{source}}$ distinct groups. We then pre-trained a model from scratch using 30B tokens sampled from these combined groups and evaluated its performance on downstream tasks. As shown in Table 2, this integrated approach (RegMix-Topic * Source) outperforms both pure RegMix-Topic (44.39) and RegMix-Source (43.89), achieving an average score of 44.58 across all tasks. This represents a 1.09 point improvement over the random baseline, demonstrating the value of leveraging both dimensions for data mixing.

4.2 Combining Data Mixing with Data Selection

Data selection involves filtering a large dataset to extract a subset meeting specific criteria (Zhuang et al. 2025). While this technique is commonly used independently, its combination with data mixing during pre-training remains relatively unexplored. We investigate this combined approach in our research. Our methodology involves first determining token allocations for each group using RegMix, then employing the established FineWeb-Edu classifier (Penedo et al. 2024) to select the appropriate number of tokens per group, followed by pre-training a model from scratch with this curated dataset. We implement this strategy for both topic-based and source-based data mixing approaches. The results in Table 2 demonstrate that this integrated method yields an average score of 46.01 for topic-based data mixing (FineWeb-Edu + RegMix-Topic), outperforming both the FineWeb-Edu + RegMix-Source combination (45.70) and the standalone FineWeb-Edu classifier method (44.53). These findings indicate that combining data selection with data mixing techniques can enhance pre-trained model performance, with topic-based mixing providing the greatest benefit (2.52 points improvement over the random baseline).

4.3 Effect of the Number of Topics

In the experiments comparing topic- and source-based data mixing in Table 1, we use different numbers of groups:

Data Mixing Method	General Knowledge (3 tasks)	Commonsense Reasoning (4 tasks)	Reading Comprehension (2 tasks)	Average (9 tasks)
Random	54.52	44.42	25.07	43.49
RegMix-Source	53.77	45.74	25.38	43.89 $\uparrow 0.40$
RegMix-Topic	54.39	45.96	26.16	44.39 $\uparrow 0.90$
RegMix-Topic * Source	56.56	45.05	25.65	44.58 $\uparrow 1.09$
FineWeb-Edu	56.06	45.53	25.22	44.53 $\uparrow 1.04$
+ RegMix-Source	57.91	46.02	26.77	45.70 $\uparrow 2.21$
+ RegMix-Topic	58.10	46.01	27.88	46.01 $\uparrow 2.52$
RegMix-Topic-7	56.06	45.53	25.22	44.53 $\uparrow 1.04$

Table 2: Performance of ablation analysis of data mixing strategies including (1) combining topic and source dimensions, (2) integrating data mixing with FineWeb-Edu, and (3) varying topic counts. The top three rows repeat results from Table 1 for easier comparison. Full results are provided in Appendix F.3.

$m_{\text{topic}} = 12$ for topic-based mixing vs. $m_{\text{source}} = 7$ for source-based mixing. To ensure a fair comparison and investigate whether the performance difference stems from the grouping method itself rather than the number of groups, we further merge our 12 topics into 7 using gpt-4o (despite creating a suboptimal topic taxonomy), compute the mixing ratios using RegMix, and pre-train a language model (RegMix-Topic-7) on this new data mixture. As shown in Table 2, the RegMix-Topic-7 achieves an average score of 44.53 across all tasks, which is 1.04 points higher than Random. This performance is similar to our original 12-topic model (RegMix-Topic, 44.39), with both topic-based approaches surpassing the source-based method (RegMix-Source, 43.89). These results demonstrate that the benefits of topic-based mixing derive primarily from the semantic organization of data rather than simply from having a larger number of groups.

5 Discussion

From a theoretical perspective, data mixing can be formulated as an optimization task to find the optimal weight vector p that minimizes the validation loss \mathcal{L}_{val} of $\pi_{\theta}|p$. Data mixing methods essentially solve an optimization problem that determines proportions to minimize the validation loss, based on an implicit functional relationship between group losses and mixture proportions. We can denote this mapping from mixture proportions to loss as f :

$$\mathcal{L}_{\text{val}}(\pi_{\theta}|p) = f(p) \quad (2)$$

Different data mixing approaches provide distinct solutions for finding optimal mixture weights through this implicit mapping: DMLaws employs a fixed exponential formula to predict performance based on data ratios. DoReMi implements a dynamic process that compares performance against a reference model trained with equal proportions, adjusting weights for under-performing data groups and averaging these proportions for the final model. RegMix fits this mapping using a lightGBM model with data collected from multiple proxy models.

For the difference between topic and source in data mixing, we argue that the primary distinction lies in the achievable

minimum validation loss under different mapping functions. When optimizing mixture weights, the underlying relationship between proportions and performance differs substantially depending on whether data is organized by topic or by source. Topic-based mixing appears to provide a more favorable optimization landscape, enabling the discovery of weight configurations that yield lower validation losses.

Using RegMix as a concrete example, when a lightGBM model is fitted using proxy models trained with topic-based mixing, it can more effectively model the relationship between mixture weights and model performance. This results in finding better weight combinations that lead to lower overall loss compared to source-based mixing. The topic-based organization likely creates more coherent and semantically meaningful data groupings that allow for more efficient knowledge transfer during training, whereas source-based groupings may contain more heterogeneous content that is harder to optimize jointly. To validate this interpretation, we evaluate the predictive capabilities of lightGBM models trained in both RegMix-Topic-7 and RegMix-Source configurations. By generating 100,000 random weight vectors $\tilde{\mathbf{w}}$ across an expanded parameter space, we predict their corresponding losses using $\hat{l} = f(\tilde{\mathbf{w}})$. We take the average of the lowest half losses for robustness. We find that the averaged minimum loss of RegMix-Topic-7 (5.31) is significantly lower than that for RegMix-Source (5.45), with a (0.14) points gap. To better visualize this difference, we plot the loss distribution along two selected topics/sources in Figure 3. This suggests that the semantic organization of training data (by topic) provides a more effective basis for optimization than organizational provenance (by source), leading to superior performance in the final model.

6 Related Work

Data Curation. The quality of pre-training data is critical for model performance (Longpre et al. 2024; Parmar et al. 2024). While data mixing strategies like DoReMi (Xie et al. 2023) and RegMix (Liu et al. 2024) are effective, their reliance on pre-defined sources is a growing limitation for web-scale corpora. This has spurred a trend towards constructing

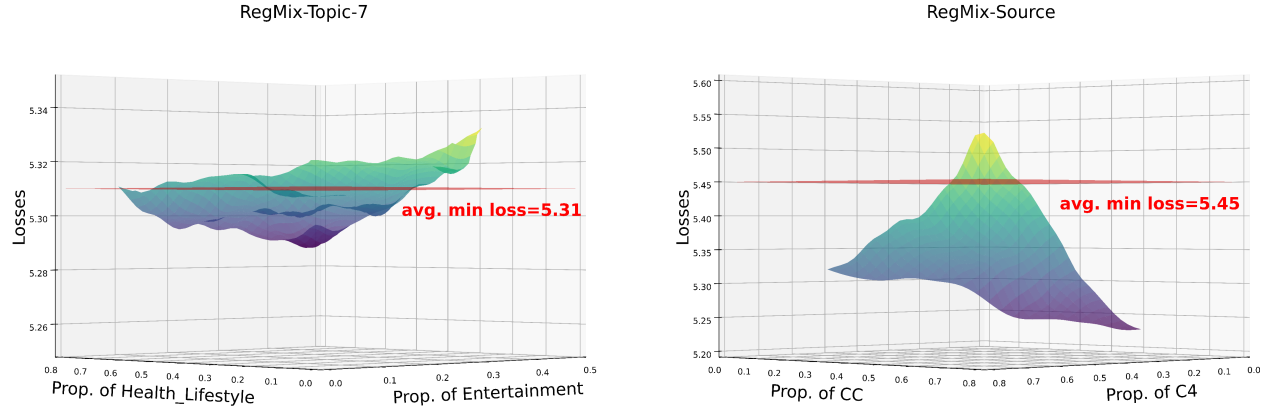


Figure 3: Two 3D loss landscapes comparing different mixture strategies. **(Left)** RegMix-Topic-7 shows loss variation across Health_Lifestyle and Entertainment topic proportions. **(Right)** RegMix-Source shows loss variation across CommonCrawl (CC) and C4 data source proportions. RegMix-Topic-7 achieves a lower averaged minimum loss (5.31) than RegMix-Source (5.45), demonstrating a 0.14 points improvement when organizing data by semantic content rather than by source.

semantic domains directly from the data. Pioneering works have successfully demonstrated the potential of this approach. For instance, WebOrganizer (Wettig et al. 2025) introduced well-behaved taxonomies for topic and format, while frameworks like R&B (Ge et al. 2025) automated domain discovery using unsupervised clustering. However, these studies primarily focused on validating the effectiveness of their own specific methodologies and thus did not provide the evidence of semantic partitioning superiority over source-based mixing.

Topic Extraction. The landscape of topic extraction methods encompasses both unsupervised and heuristic approaches. Unsupervised techniques, such as the Latent Dirichlet Allocation (LDA) (Blei, Ng, and Jordan 2003) and BERTopic (Grootendorst 2020), typically generate lists of topic words to represent topics in large text corpora. (Rijcken et al. 2023). (Mu et al. 2024a,b; Rijcken et al. 2023) employed LLMs to extract coherent topics on small dataset limited by annotation costs. In the pre-training task, High-quality taxonomies have often depended on significant human intervention, such as the manual design and specialized knowledge required in approaches (Touvron et al. 2023; Wettig et al. 2025). The reliance on human-in-the-loop processes for data curation presents significant challenges in scalability and generalization, rendering such methods impractical for web-scale pre-training corpora. Motivated by this gap, our work introduces a novel and scalable topic extraction pipeline. This method integrates three key stages: unsupervised clustering, LLM-based summarization, and the training of a supervised classifier. Applying this pipeline, we partition the SlimPajama dataset into 12 semantically meaningful topics.

7 Limitations

A notable limitation is our experiment scale (1B models, 30B tokens), where data curation impacts may not be fully apparent (Zhuang et al. 2025; Wettig et al. 2024). Nevertheless, we hypothesize these results represent a lower bound. This is supported by findings that data mixing effects amplify with scale (Liu et al. 2024) and our preliminary 3B model results, which showed greater performance gains. We thus expect the benefits to be more substantial for state-of-the-art models and web-scale data, a clear avenue for future work.

8 Conclusion

This study introduces a novel topic-based data mixing strategy for language model pre-training that consistently outperforms traditional source-based approaches across multiple mixing methods, model sizes, and training tokens. By combining unsupervised clustering, LLM-based summarization, and supervised classification, we effectively partition training data into semantically meaningful topics that provide more valuable signals for model training than source provenance.

Our comprehensive experiments provide the first large-scale, systematic evidence of this approach’s superiority, and demonstrate that topic-based organization creates a more favorable optimization landscape, yields better downstream task performance, and shows increasing benefits when scaling to larger models. This superiority holds true even when combined with techniques like data selection. These findings provide clear evidence that understanding the semantic structure of pre-training data is fundamental to developing more capable language models, offering practitioners a practical and scalable approach to maximize downstream performance.

References

- Albalak, A.; Elazar, Y.; Xie, S. M.; Longpre, S.; Lambert, N.; Wang, X.; Muennighoff, N.; Hou, B.; Pan, L.; Jeong, H.; Raffel, C.; Chang, S.; Hashimoto, T.; and Wang, W. Y. 2024. A Survey on Data Selection for Language Models. *Transactions on Machine Learning Research*. Survey Certification.
- Bisk, Y.; Zellers, R.; Gao, J.; Choi, Y.; et al. 2020. Piqa: Reasoning about physical commonsense in natural language. In *Proceedings of the AAAI conference on artificial intelligence*, volume 34, 7432–7439.
- Blei, D. M.; Ng, A. Y.; and Jordan, M. I. 2003. Latent dirichlet allocation. *Journal of machine Learning research*, 3(Jan): 993–1022.
- Clark, P.; Cowhey, I.; Etzioni, O.; Khot, T.; Sabharwal, A.; Schoenick, C.; and Taffjord, O. 2018. Think you have solved question answering? try arc, the ai2 reasoning challenge. *arXiv preprint arXiv:1803.05457*.
- Devlin, J.; Chang, M.-W.; Lee, K.; and Toutanova, K. 2019. BERT: Pre-training of Deep Bidirectional Transformers for Language Understanding. In *Proceedings of the 2019 Conference of the North American Chapter of the Association for Computational Linguistics: Human Language Technologies, Volume 1 (Long and Short Papers)*, 4171–4186. Minneapolis, Minnesota: Association for Computational Linguistics.
- Dubey, A.; Jauhri, A.; Pandey, A.; Kadian, A.; Al-Dahle, A.; Letman, A.; Mathur, A.; Schelten, A.; Yang, A.; Fan, A.; et al. 2024. The llama 3 herd of models. *arXiv preprint arXiv:2407.21783*.
- Fan, S.; Pagliardini, M.; and Jaggi, M. 2024. DOGE: Domain Reweighting with Generalization Estimation. In *Forty-first International Conference on Machine Learning*.
- Gao, L.; Tow, J.; Abbasi, B.; Biderman, S.; Black, S.; DiPofi, A.; Foster, C.; Golding, L.; Hsu, J.; Le Noac’h, A.; Li, H.; McDonnell, K.; Muennighoff, N.; Ociepa, C.; Phang, J.; Reynolds, L.; Schoelkopf, H.; Skowron, A.; Sutawika, L.; Tang, E.; Thite, A.; Wang, B.; Wang, K.; and Zou, A. 2023. A framework for few-shot language model evaluation.
- Ge, A.; Huang, T.-H.; Cooper, J.; Trost, A.; Chu, Z.; GNVV, S. S. S. N.; Cai, Z.; Park, K.; Roberts, N.; and Sala, F. 2025. R&B: Domain Regrouping and Data Mixture Balancing for Efficient Foundation Model Training. *arXiv preprint arXiv:2505.00358*.
- Grootendorst, M. 2020. BERTopic: Leveraging BERT and c-TF-IDF to create easily interpretable topics. *Zenodo, Version v0*, 9(10.5281).
- Johnson, J.; Douze, M.; and Jégou, H. 2019. Billion-scale similarity search with GPUs. *IEEE Transactions on Big Data*, 7(3): 535–547.
- Lai, G.; Xie, Q.; Liu, H.; Yang, Y.; and Hovy, E. 2017. RACE: Large-scale ReAding Comprehension Dataset From Examinations. In *Proceedings of the 2017 Conference on Empirical Methods in Natural Language Processing*, 785–794. Copenhagen, Denmark: Association for Computational Linguistics.
- Li, J.; Fang, A.; Smyrnis, G.; Ivgi, M.; Jordan, M.; Gadre, S.; Bansal, H.; Guha, E.; Keh, S.; Arora, K.; Garg, S.; Xin, R.; Muennighoff, N.; Heckel, R.; Mercat, J.; Chen, M.; Gururangan, S.; Wortsman, M.; Albalak, A.; Bitton, Y.; Nezhurina, M.; Abbas, A.; Hsieh, C.-Y.; Ghosh, D.; Gardner, J.; Kilian, M.; Zhang, H.; Shao, R.; Pratt, S.; Sanyal, S.; Ilharco, G.; Daras, G.; Marathe, K.; Gokaslan, A.; Zhang, J.; Chandu, K.; Nguyen, T.; Vasiljevic, I.; Kakade, S.; Song, S.; Sanghavi, S.; Faghri, F.; Oh, S.; Zettlemoyer, L.; Lo, K.; El-Nouby, A.; Pouransari, H.; Toshev, A.; Wang, S.; Groeneveld, D.; Soldaini, L.; Koh, P. W.; Jitsev, J.; Kollar, T.; Dimakis, A. G.; Carmon, Y.; Dave, A.; Schmidt, L.; and Shankar, V. 2024. DataComp-LM: In Search of the next Generation of Training Sets for Language Models. *arXiv:2406.11794*.
- Liu, Q.; Zheng, X.; Muennighoff, N.; Zeng, G.; Dou, L.; Pang, T.; Jiang, J.; and Lin, M. 2024. RegMix: Data Mixture as Regression for Language Model Pre-training. *arXiv preprint arXiv:2407.01492*.
- Longpre, S.; Yauney, G.; Reif, E.; Lee, K.; Roberts, A.; Zoph, B.; Zhou, D.; Wei, J.; Robinson, K.; Mimno, D.; and Ippolito, D. 2024. A Pretrainer’s Guide to Training Data: Measuring the Effects of Data Age, Domain Coverage, Quality, & Toxicity. In Duh, K.; Gomez, H.; and Bethard, S., eds., *Proceedings of the 2024 Conference of the North American Chapter of the Association for Computational Linguistics: Human Language Technologies (Volume 1: Long Papers)*, 3245–3276. Mexico City, Mexico: Association for Computational Linguistics.
- Meng, X.; Bradley, J.; Yavuz, B.; Sparks, E.; Venkataraman, S.; Liu, D.; Freeman, J.; Tsai, D.; Amde, M.; Owen, S.; Xin, D.; Xin, R.; Franklin, M. J.; Zadeh, R.; Zaharia, M.; and Talwalkar, A. 2015. MLlib: Machine Learning in Apache Spark. *arXiv:1505.06807*.
- Mihaylov, T.; Clark, P.; Khot, T.; and Sabharwal, A. 2018. Can a Suit of Armor Conduct Electricity? A New Dataset for Open Book Question Answering. In *Proceedings of the 2018 Conference on Empirical Methods in Natural Language Processing*, 2381–2391. Brussels, Belgium: Association for Computational Linguistics.
- Mu, Y.; Bai, P.; Bontcheva, K.; and Song, X. 2024a. Addressing Topic Granularity and Hallucination in Large Language Models for Topic Modelling. *arXiv preprint arXiv:2405.00611*.
- Mu, Y.; Dong, C.; Bontcheva, K.; and Song, X. 2024b. Large Language Models Offer an Alternative to the Traditional Approach of Topic Modelling. *arXiv preprint arXiv:2403.16248*.
- Parmar, J.; Prabhumoye, S.; Jennings, J.; Liu, B.; Jhunjhunwala, A.; Wang, Z.; Patwary, M.; Shoeybi, M.; and Catanzaro, B. 2024. Data, Data Everywhere: A Guide for Pretraining Dataset Construction. In Al-Onaizan, Y.; Bansal, M.; and Chen, Y.-N., eds., *Proceedings of the 2024 Conference on Empirical Methods in Natural Language Processing*, 10671–10695. Miami, Florida, USA: Association for Computational Linguistics.
- Penedo, G.; Kydlíček, H.; Lozhkov, A.; Mitchell, M.; Raffel, C.; Von Werra, L.; Wolf, T.; et al. 2024. The FineWeb Datasets: Decanting the Web for the Finest Text Data at Scale. *arXiv preprint arXiv:2406.17557*.

- Rae, J. W.; Borgeaud, S.; Cai, T.; Millican, K.; Hoffmann, J.; Song, F.; Aslanides, J.; Henderson, S.; Ring, R.; Young, S.; et al. 2021. Scaling language models: Methods, analysis & insights from training gopher. *arXiv preprint arXiv:2112.11446*.
- Rijcken, E.; Scheepers, F.; Zervanou, K.; Spruit, M.; Mosteiro, P.; and Kaymak, U. 2023. Towards interpreting topic models with ChatGPT. In *The 20th World Congress of the International Fuzzy Systems Association*.
- Sakaguchi, K.; Le Bras, R.; Bhagavatula, C.; and Choi, Y. 2020. WinoGrande: An Adversarial Winograd Schema Challenge at Scale. In *Proceedings of the AAAI Conference on Artificial Intelligence*, volume 34, 8732–8740.
- Sap, M.; Rashkin, H.; Chen, D.; Le Bras, R.; and Choi, Y. 2019. Social IQa: Commonsense Reasoning about Social Interactions. In *Proceedings of the 2019 Conference on Empirical Methods in Natural Language Processing and the 9th International Joint Conference on Natural Language Processing (EMNLP-IJCNLP)*, 4463–4473. Hong Kong, China: Association for Computational Linguistics.
- Soboleva, D.; Al-Khateeb, F.; Myers, R.; Steeves, J. R.; Hestness, J.; and Dey, N. 2023. SlimPajama: A 627B token cleaned and deduplicated version of RedPajama.
- Su, J.; Ahmed, M.; Lu, Y.; Pan, S.; Bo, W.; and Liu, Y. 2024. Roformer: Enhanced transformer with rotary position embedding. *Neurocomputing*, 568: 127063.
- Talmor, A.; Herzig, J.; Lourie, N.; and Berant, J. 2019. CommonsenseQA: A Question Answering Challenge Targeting Commonsense Knowledge. In *Proceedings of the 2019 Conference of the North American Chapter of the Association for Computational Linguistics: Human Language Technologies, Volume 1 (Long and Short Papers)*, 4149–4158. Minneapolis, Minnesota: Association for Computational Linguistics.
- Touvron, H.; Lavril, T.; Izacard, G.; Martinet, X.; Lachaux, M.-A.; Lacroix, T.; Rozière, B.; Goyal, N.; Hambro, E.; Azhar, F.; et al. 2023. Llama: Open and efficient foundation language models. *arXiv preprint arXiv:2302.13971*.
- Welbl, J.; Liu, N. F.; and Gardner, M. 2017. Crowdsourcing Multiple Choice Science Questions. In *Proceedings of the 3rd Workshop on Noisy User-generated Text*, 94–106. Copenhagen, Denmark: Association for Computational Linguistics.
- Wettig, A.; Gupta, A.; Malik, S.; and Chen, D. 2024. QuRating: Selecting High-Quality Data for Training Language Models. In *Forty-first International Conference on Machine Learning*.
- Wettig, A.; Lo, K.; Min, S.; Hajishirzi, H.; Chen, D.; and Soldaini, L. 2025. Organize the Web: Constructing Domains Enhances Pre-Training Data Curation. *arXiv:2502.10341*.
- Xiao, S.; Liu, Z.; Zhang, P.; and Muennighoff, N. 2023. C-Pack: Packaged Resources To Advance General Chinese Embedding. *arXiv:2309.07597*.
- Xie, S. M.; Pham, H.; Dong, X.; Du, N.; Liu, H.; Lu, Y.; Liang, P. S.; Le, Q. V.; Ma, T.; and Yu, A. W. 2023. DoReMi: Optimizing Data Mixtures Speeds Up Language Model Pre-training. In *Advances in Neural Information Processing Systems*, volume 36, 69798–69818. Curran Associates, Inc.
- Zhuang, X.; Peng, J.; Ma, R.; Wang, Y.; Bai, T.; Wei, X.; Qiu, J.; Zhang, C.; Qian, Y.; and He, C. 2025. Meta-rater: A Multi-dimensional Data Selection Method for Pre-training Language Models. *arXiv preprint arXiv:2504.14194*.

Table 3: Examples across different topic extraction stages.

Final Topic (12 items)	Topic (300 items)
Law	Traffic Safety and Regulations Legal Regulations and Governance
Lifestyle	Asian Cuisine and Healthy Recipes Fashion and Beauty Industry
Entertainment	Anime and Manga Culture Celebrity Culture and Controversies
Finance	Accounting and Taxation Job Market and Career Opportunities
Community	Religion and Cultural Practices Community News and Local Affairs
Science	Mathematical Analysis and Calculus Geography and Demographics
Health	Food Security and Nutrition Public Health and Infectious Diseases
Education	Education and Career Development Literature and Writing
Technology	Cloud Services and Cybersecurity iOS Development and Programming
Politics	African Political and Social Issues International Relations and Geopolitics
Relationships	Online Dating and Relationships Relationships and Personal Growth
Others	Miscellaneous

A Case Study of Topic Extraction

Table 3 presents several examples in the topic extraction process, illustrating the progression from 10,000 summaries to 300 identified topics, ultimately distilled into 12 final topics. To better showcase the results of extracted topics, we have selected some examples for demonstration, as shown in Figures 4, 5, 6, and 7.

LLMs can extract high-quality topics from summaries. Unlike individual words, summaries encapsulate information from multiple documents, providing a rich semantic foundation for topic extraction. This complexity allows LLMs to identify and extract high-quality, human-readable topics from these summaries effectively. The ability of LLMs to synthesize and distill nuanced themes underscores their potential in various NLP tasks, particularly in generating coherent and relevant topics that reflect the underlying content.

Merging topics is vital. The analysis reveals a notable issue of non-parallel topic granularity among the initial 300 human-interpretable topics. For example, the topic *Gaming and Entertainment Overview* serves as a specific subset within the broader category of *Entertainment*, while *Jewelry and Timepieces* and *Fashion and Beauty Industry* exhibit partial overlap in the concepts. This discrepancy highlights the need for a systematic merging process to ensure clarity and coherence in topic categorization. Fortunately, this gran-

ularity issue has been effectively resolved in the final set of 12 topics, demonstrating the importance of refining topic definitions and relationships to enhance interpretability and usability in downstream applications.

B Prompt Templates

We present three prompts utilized in our method, including generating a brief summary, deriving topics from summaries, and producing final topics. These prompts are illustrated in Figures 8, 9, and 10. We employ gpt-4o to obtain the corresponding results.

C Training Details

C.1 Topic Classifier Training

We fine-tuned BERT for topic classification. The training dataset for topic classifier is derived from a subset of SlimPajama, comprising a total of 100,000 samples, which were divided into training, development, and test sets in a ratio of 8:1:1. The training process required approximately 8 NVIDIA A800 GPU hours for 10 epochs. Upon completion of the training, the topic classifier attained an accuracy score of 84% on the test set.

C.2 Pre-training

The architecture of the pre-trained models are detailed in Table 4. Each model was trained on 32x NVIDIA A800 GPUs, utilizing a global batch size of 4×2^{20} tokens and completing 7,500 and 17,500 training steps within approximately 14 hours and 65 hours, respectively. The learning rate was set to 5×10^{-5} , and the Adam optimizer was used with the following hyperparameters: $\beta_1 = 0.9$, $\beta_2 = 0.95$, and $\epsilon = 10^{-8}$.

Hyperparameter	1.3B	3.3B
Hidden Dimension Size	2,048	2,560
Number of Layers	24	40
Number of Attention Heads	16	20
Number of KV Heads	16	20
Number of Total Parameters	1,345,423,360	3,335,989,760
Consumed Tokens (B)	30	60
Pre-training Time (h)	14.0	60.0

Table 4: The architecture of pre-trained decoder-only model.

D Data Weights for All Data Mixing Settings

The detailed source/topic weights in different settings are provided in Table 5.

RegMix implementation. Our RegMix approach followed the official implementation, where we generated 512 random domain mixtures for each defined domain. These mixtures were used to train 25M-parameter proxy models, each structured with a hidden dimension of 256, 4 layers, and 4 attention heads. Each proxy model was trained for 1000 steps on 8 NVIDIA A800 GPUs with a global batch size of 1×2^{20} tokens.

Example 1

Text: Q: Disabling and enabling button submit based on radio input conditions I would like to disable an input field from being click-able if user hasn't selected a radio button.

Here is the simple HTML form:

```
<form method="POST">
<input type='radio' name='a' value='a' id='checkMe' /> a
<input type='radio' name='a' value='b' id='checkMe' /> b
<input type='radio' name='a' value='c' id='checkMe' /> c
<input type='submit' value='choose' id='choose' disabled="disabled"/>
</form>
```

Now, I made this js, to see if one of the inputs is selected, then the disabled="disabled" part should be reversed, but that is now the case in this JavaScript code

```
if(document.getElementById('checkMe').checked)
document.getElementById('choose').disabled=false;
```

Here is the online demo. <http://jsfiddle.net/2HC6s/>

A: Try this | demo

```
<form method="POST" id="question">
<input type='radio' name='a' value='a' id='checkMe' onclick="check()"/> a
```

Clustering Topic: Technology

Figure 4: Topic extraction example 1.

Example 2

Text: CDs by various local artists, Art Glass by Jeri Danzig, handmade Christmas Cards & labels by Holly Wayman.

Vital Signs hand block printed tops for adults and baby tees, sweatshirts and onesies. Box interiors include plush satin, gold leaf and shadow box trinkets.

A box disguised as a book, two Men's dresser boxes and the little one with the insides show above.

Leah Crosby – Upcycled Bicycle Tire Earrings! Color Photographs of street scenes over a number of decades.

Mixed media collage and paint, on canvas and wood panel.

Handmade jewelry made from recycled bicycle tires.

Color Photographs of the Vineyard.

Lathed bowls, plates, and gift boxes made from a variety of Vineyard woods.

Clustering Topic: Lifestyle

Figure 5: Topic extraction example 2.

Example 3

Text: OPEC and Allies Are Said to Have Already Cleared Oil Surplus

May 28, 2018 EnergyNow Media

May 27 by Wael Mahdi and Grant Smith

OPEC and allied oil producers including Russia concluded that the crude market re-balanced in April, when their output cuts achieved a key goal of eliminating the global surplus.

The excess in oil inventories, which has weighed on prices for three years, plunged in April to less than the five-year average for stockpiles in developed nations, according to people with knowledge of the data assessed at the meeting of the Joint Technical Committee of OPEC and other producers last week in Jeddah, Saudi Arabia.

The re-balance is sure to be the focus of a tense meeting between OPEC and its partners in the production cuts when they meet in Vienna next month. Top producers Saudi Arabia and Russia announced last week that the suppliers may boost output in the second half of the year.

Clustering Topic: Finance

Figure 6: Topic extraction example 3.

Example 4

Text:Home/May Court History

The May Court Club of Oakville is part of The Association of May Court Clubs of Canada, the first service club in Canada and founded in 1898 on the eve of May Day in Ottawa, Ontario. May Court’s founder, Lady Isabel Aberdeen, the wife of Canada’s then Governor General, was a truly extraordinary woman. Lady Aberdeen had strong ideas about the role of women in society. More importantly she put her ideas into action. She was the founder of the Council of Women and the Victorian Order of Nurses (VON). To support these endeavours, she then founded a women’s service club, The May Court Club. Over a century later, May Court Clubs have grown to more than 1,500 volunteer women located in nine Ontario cities driven by the same spirit and passion for making a difference in the communities they serve.

Clustering Topic: Politics

Figure 7: Topic extraction example 4.

DoReMi implementation. Our DoReMi implementation is based on the official source code, using a 100M model trained on 7.5B tokens as the reference. During the iterative proxy training stage, domain weights were updated 30 times in total. The resulting weights were then applied to train a final 1.3B parameter model.

E Evaluation Details

We evaluated LLM performance under few-shot ICL settings using the lm-evaluation-harness framework for comprehensive comparison. Details for each downstream task are shown in Table 6.

F Full Experimental Results

F.1 Continual Pre-training Results

The full result of continual pre-training is shown in Table 7.

F.2 Full Results of Pre-training Models Using Different Data Mixing Methods

The full results of pre-training experiment under different data mixing methods are shown in Tables 8, 9, and 10.

F.3 Full Results of Further Analysis

The full results of ablation experiment are shown in Tables 11, 12, and 13.

Topic/Source	SlimPajama	RegMix	Temperature	PerfRe	DoReMi
Technology	17.55	14.91	10.35	13.50	17.37
Science	5.73	5.54	7.70	12.10	5.77
Politics	8.23	4.06	8.20	6.33	8.21
Health	7.04	5.31	7.96	13.10	6.97
Lifestyle	5.49	12.01	7.66	4.22	5.56
Law	6.08	4.12	7.77	4.68	6.04
Entertainment	23.91	29.14	12.13	18.39	23.71
Education	13.40	9.14	9.33	10.31	13.23
Relationships	1.14	6.16	6.87	8.57	1.34
Finance	4.01	2.63	7.38	3.09	4.08
Community	2.29	1.89	7.07	1.76	2.44
Others	5.13	5.10	7.59	3.95	5.28
arXiv	4.60	4.04	10.40	3.50	4.71
Book	4.20	6.35	10.33	3.20	4.48
C4	26.70	62.83	17.24	32.10	26.46
CommonCrawl	52.20	12.97	32.62	51.70	51.01
Github	5.20	1.03	10.07	4.00	5.40
StackExchange	3.30	8.88	9.61	2.50	3.66
Wikipedia	3.80	3.90	9.73	2.90	4.28

Table 5: Exact Topic/Source weights (%) on SlimPajama obtained in data mixing methods.

Task	Dataset	Number of Examples
General Knowledge	ARC-E	15
	ARC-C	15
	SciQ	2
Commonsense Reasoning	SIQA	10
	PIQA	10
	WinoGrande	15
	CommonsenseQA	10
Reading Comprehension	RACE	2
	OpenbookQA	10

Table 6: ICL evaluation details in our experiment.

Upsampled Topic	General Knowledge (3 tasks)	Commonsense Reasoning (4 tasks)	Reading Comprehension (2 tasks)	Average (9 tasks)
Random	57.91	45.24	32.56	46.64
Technology	58.80	46.13	33.22	47.49 $\uparrow 0.21$
Science	61.55	46.23	33.87	48.59 $\uparrow 1.95$
Politics	57.97	45.77	33.50	47.11 $\uparrow 0.47$
Health	59.01	46.21	33.56	47.67 $\uparrow 1.03$
Lifestyle	57.69	47.34	33.12	47.60 $\uparrow 0.96$
Law	58.16	45.75	33.79	47.23 $\uparrow 0.59$
Entertainment	57.90	45.26	34.43	46.40 $\downarrow 0.24$
Education	59.09	46.26	33.15	47.62 $\uparrow 0.98$
Relationships	58.96	46.88	32.43	47.70 $\uparrow 1.06$
Finance	56.47	45.72	32.70	46.41 $\downarrow 0.23$
Community	58.15	46.12	33.15	47.31 $\uparrow 0.67$
Others	58.27	45.95	34.00	47.40 $\uparrow 0.76$
arXiv	57.32	44.91	31.34	46.03 $\downarrow 0.61$
Book	57.33	45.95	30.75	46.36 $\downarrow 0.28$
C4	58.62	46.41	30.94	47.04 $\uparrow 0.40$
CommonCrawl	58.10	45.73	31.92	46.79 $\uparrow 0.15$
Github	55.80	45.73	31.22	46.20 $\downarrow 0.44$
StackExchange	57.56	45.70	31.37	46.47 $\downarrow 0.17$
Wikipedia	57.56	45.46	30.45	46.06 $\downarrow 0.58$

Table 7: Downstream tasks results of continual pre-training settings. *Random* denotes no any control over topic distribution of the 30B additional tokens. The $\uparrow x.xx$ and $\downarrow x.xx$ values indicate positive and negative differences compared to the Random baseline, respectively.

Data Mixing Method	ARC-E	ARC-C	SciQ	Average
Random	52.44	26.21	84.90	54.52
PerfRe-Source	53.41	26.79	85.60	55.27
PerfRe-Topic	55.72	27.47	85.90	56.36
Temperature-Source	51.18	25.94	83.80	53.64
Temperature-Topic	53.87	27.30	85.70	55.62
RegMix-Source	51.81	25.60	83.90	53.77
RegMix-Topic	51.26	26.71	85.20	54.39
DoReMi-Source	53.45	26.54	83.10	54.36
DoReMi-Topic	53.79	26.96	84.20	54.98
3.3B Random	63.84	28.32	91.50	61.22
3.3B RegMix-Source	62.71	31.05	90.10	61.29
3.3B RegMix-Topic	62.42	31.72	91.20	61.78

Table 8: Full downstream tasks results of pre-training using different data mixing methods in General Knowledge.

Data Mixing Method	SIQA	PIQA	WinoGrande	CommonsenseQA	Average
Random	39.36	67.46	51.70	19.16	44.42
PerfRe-Source	40.79	68.34	52.72	21.54	45.85
PerfRe-Topic	40.07	69.53	52.96	22.36	46.23
Temperature-Source	39.46	67.79	53.83	20.80	45.47
Temperature-Topic	40.43	68.50	52.57	18.35	44.96
RegMix-Source	40.12	70.08	51.62	21.13	45.74
RegMix-Topic	40.74	69.53	52.17	21.38	45.96
DoReMi-Source	41.50	68.50	51.70	19.66	45.34
DoReMi-Topic	41.25	68.55	53.51	18.67	45.50
3.3B Random	42.63	71.65	57.93	17.12	47.33
3.3B RegMix-Source	41.61	74.70	55.96	18.10	47.59
3.3B RegMix-Topic	43.19	73.07	56.76	21.76	48.70

Table 9: Full downstream tasks results of pre-training using different data mixing methods in Commonsense Reasoning.

Data Mixing Method	RACE	OpenBookQA	Average
Random	21.34	28.80	25.07
PerfRe-Source	21.72	30.80	26.26
PerfRe-Topic	21.44	31.60	26.52
Temperature-Source	22.11	29.40	25.76
Temperature-Topic	24.11	31.20	27.66
RegMix-Source	20.96	29.80	25.38
RegMix-Topic	23.16	29.40	26.28
DoReMi-Source	25.17	29.20	27.19
DoReMi-Topic	26.03	32.00	29.02
3.3B Random	33.49	34.20	33.85
3.3B RegMix-Source	33.40	34.00	33.70
3.3B RegMix-Topic	33.06	35.00	34.03

Table 10: Full downstream tasks results of pre-training using different data mixing methods in Reading Comprehension.

Data Mixing Method	ARC-E	ARC-C	SciQ	Average
Random	52.44	26.21	84.90	54.52
RegMix-Source	51.81	25.60	83.90	53.77
RegMix-Topic	51.26	26.71	85.20	54.39
RegMix-Topic * Source	56.40	26.88	86.40	56.56
FineWeb-Edu	54.92	27.47	85.80	56.06
+ RegMix-Source	57.83	28.50	87.40	57.91
+ RegMix-Topic	57.38	28.92	88.00	58.10
RegMix-Topic-7	54.92	27.47	85.80	56.06

Table 11: Full downstream tasks results of ablation experiment in General Knowledge.

Brief Summary Generation

Given the following English paragraphs, please provide a brief summary that encapsulates the main theme: The form of the brief summary is a sentence, no more than 20 words, without any additional details or individual paragraph summaries.

Paragraph 1:

-Blend of 100% pure essential oils.

-Dilute properly.

Ingredients: Juniperus Mexicana (Cedarwood) Oil, Myrtus Communis (Myrtle) Oil, Santalum Spicatum (Sandalwood) Oil, Pogostemon Cablin (Patchouli) Oil.

Suggested Use:

Meditative Blend: Add 10 drops Meditation and 1/4 c. water in a candle lamp diffuser. Inspire

Fortitude: Add 10 drops Meditation in an electric diffuser.

Net Content: 0.5 FL OZ / 15ml

Product of USA.

Paragraph 2:

Peppermint Oil is gotten from the mint or peppermint plant, which is a cross between the water mint and spearmint zest species. The leaves of the peppermint plant areas of strength for contain oils that can be isolated using either a bloodless press or CO2refining. Peppermint is in like manner available in different designs, including leaf eliminates, peppermint leaf water, and new or dried leaves. Menthol and methane are two critical trimmings in peppermint that enjoy different health advantages. Peppermint has been delivered involving those two engineered substances for a long time, and it is a notable development to normal and standard drug structures. It has laid out in Customary Chinese Medication and important Japanese recovery, and it was comprehensively penetrated by early European botanists. Peppermint Oil is a characteristic Spanish fly and can work on sexual execution and sexual craving. Yet again it is, used to treat erectile dysfunction. Fildena 100 should be taken by mouth. Peppermint has been used for a really long time for different purposes. It can at this point be found in different banquets, individual thought things, excellence care items, and medications. Peppermint is outstanding for its ability to chip away at oral neatness, ease disquiet, lessen disorder, and abatement botheringand misery. We'll look at the changed clinical benefits that consistent experts have made during the latest 20 years.

Paragraph 3:

Ocean is known as one of the most delicious blends with a eucalyptus tingle and hints of a refreshing citrus scent you can experience from the first taste. One of the Top Sellers! These statements have not been evaluated by the Food and Drug Administration. This product is not intended to diagnose, treat, cure, or prevent any disease.

a brief summary: Product description of essential oils

Please refer to the above example and summarize the following similar paragraphs: [PARAGRAPHS]

Figure 8: The prompt of extracting brief summary for each partition.

Topic Generation

You are an annotator tasked with exploring the category distribution of online data. The data has been clustered into 300 clusters, with the first 50 summaries provided for each cluster. Please assign a single possible category label for each cluster based on the summaries, such as entertainment, health, or sports. The label should encompass all data within that cluster. Provide the input in the format: [CLUSTER_ID] [SUMMARY], and the output format should be [CLUSTER_ID] [CATEGORY].

Figure 9: The prompt of extracting summary to topic.

Topic Merging

CONTEXT

I am a data scientist interested in exploring topic distribution in the pre-training data of large language models.

OBJECTIVE

You are an AI assistant. Below are detailed topics from online data, summarize the following detailed topics into 12 new labels. new labels will be used in classification task, so they should be

1. Distinguishability: Labels should have clear distinctions between them, allowing the model to learn the differences in features between categories. If categories are too similar, it may hinder the model's ability to classify correctly.
2. Balance: Combined with [DETAILED_TOPIC_NUMBER] and [DETAILED_TOPIC] in Input, the number of samples for each labels should be as equal as possible.
3. Interpretability: Labels should be easily understandable to facilitate human interpretation and validation, no more than 3 words.

tone

professional, objective, formal, and clear.

AUDIENCE

Data scientists and other professionals interested in data for large language models.

RESPONSE

Input format: [DETAILED_ID],[DETAILED_TOPIC],[DETAILED_TOPIC_NUMBER]

Output format:

step1: NEW_LABEL_NUM is number of new label which is the sum of all corresponding DETAILED_TOPIC_NUMBER.

new labels: [NEW_LABEL1],[NEW_LABEL1_NUM];[NEW_LABEL2],[NEW_LABEL2_NUM]...

step2: map relationship between detailed topic and 12 new labels.

[DETAILED_ID],[DETAILED_TOPIC],[DETAILED_NUM],[NEW_ID],[NEW_LABEL],[REASON].

Here are input topics: [TOPICS]

Figure 10: The prompt of merging topics to final topics.

Data Mixing Method	SIQA	PIQA	WinoGrande	CommonsenseQA	Average
Random	39.36	67.46	51.70	19.16	44.42
RegMix-Source	40.12	70.08	51.62	21.13	45.74
RegMix-Topic	40.74	69.53	52.17	21.38	45.96
RegMix-Topic * Source	39.92	69.75	51.38	19.16	45.05
FineWeb-Edu	40.17	69.48	52.25	20.23	45.53
+ RegMix-Source	40.28	70.24	52.49	21.05	46.02
+ RegMix-Topic	40.74	70.26	52.89	20.16	46.01
RegMix-Topic-7	40.17	69.48	52.25	20.23	45.53

Table 12: Full downstream tasks results of ablation experiment in Commonsense Reasoning.

Data Mixing Method	RACE	OpenBookQA	Average
Random	21.34	28.80	25.07
RegMix-Source	20.96	29.80	25.38
RegMix-Topic	23.16	29.40	26.28
RegMix-Topic * Source	22.30	29.00	25.65
FineWeb-Edu	21.63	28.80	25.22
+ RegMix-Source	21.34	32.20	26.77
+ RegMix-Topic	23.76	32.00	27.88
RegMix-Topic-7	21.63	28.80	25.22

Table 13: Full downstream tasks results of ablation experiment in Reading Comprehension.