

# Human Cognitive Benchmarks Reveal Foundational Visual Gaps in MLLMs

Jen-Tse Huang<sup>1</sup> Dasen Dai<sup>1</sup> Jen-Yuan Huang<sup>2</sup> Youliang Yuan<sup>3</sup> Xiaoyuan Liu<sup>3</sup> Wenxuan Wang<sup>4</sup>  
Wenxiang Jiao<sup>5</sup> Pinjia He<sup>3</sup> Zhaopeng Tu<sup>5</sup> Haodong Duan<sup>6</sup>

## Abstract

Humans develop perception through a bottom-up hierarchy: from basic primitives and Gestalt principles to high-level semantics. In contrast, current Multimodal Large Language Models (MLLMs) are trained directly on complex downstream tasks, often bypassing these foundational visual capabilities. To systematically investigate this gap, we introduce **VISFACTOR**, a benchmark that digitizes 20 vision-centric subtests from FRCT, a well-established cognitive psychology assessment spanning four domains of human visual cognition. Furthermore, we design algorithms to automatically construct and validate unlimited test cases with controllable difficulty. Using **VISFACTOR**, we evaluate 23 frontier MLLMs, including both proprietary (e.g., GPT, Gemini) and open-source (e.g., LLaMA, Qwen) models. The best model achieves a score of only 30.17%. Models consistently fail on tasks such as mental rotation, spatial relation inference, and figure-ground discrimination, regardless of model size or prompting strategy. These findings suggest that performance improvements on existing general benchmarks might represent *castles in the air* instead of a genuine mastery of human-like visual cognition.

## 1. Introduction

Multimodal Large Language Models (MLLMs) have rapidly advanced the state of multimodal artificial intelligence, delivering impressive results in text recognition (Liu et al., 2024b; Chen et al., 2025), mathematical reasoning (Yang et al., 2024; Peng et al., 2024), and clinical decision support (Azad et al., 2023; Buckley et al., 2023; Ye et al., 2024). On holistic benchmarks such as MMBench (Liu et al., 2024a), frontier models like Gemini-2.5-Pro (Kavukcuoglu, 2025)

have reached nearly 90% accuracy. These results have fueled optimism that direct large-scale pretraining on complex tasks may already confer near-human visual cognition, boosting downstream applications like embodied AI.

However, human vision develops hierarchically: low-level primitives—such as edge, line, and orientation detection—form the basis for Gestalt principles like closure and grouping, which ultimately scaffold higher-order semantic reasoning. This raises a critical question: do MLLMs truly possess the human-like cognitive visual abilities required for complex tasks? Closer inspection reveals a significant gap; targeted studies show MLLMs still fail on visual reasoning problems that human novices solve effortlessly (Fu et al., 2024). For example, Ramakrishnan et al. (2025) reports near-random accuracy on mental rotation test and maze completion test. Why do models that *see* so effectively in benchmarks fail to *perceive*? This paradox highlights a key limitation in current evaluation paradigms: most benchmarks primarily prioritize downstream task performance while neglecting the foundational visual faculties that underpin human reasoning.

In cognitive psychology, researchers decompose human cognition into latent factors that can be measured independently. The *Factor-Referenced Cognitive Test* (FRCT) battery (Ekstrom & Harman, 1976) operationalizes this by mapping psychometric factors to narrowly defined subtests. In contrast to omnibus IQ scales, the FRCT delivers a fine-grained cognitive profile, making it ideal for diagnosing the precise visual capacities an MLLM truly possesses.

We introduce **VISFACTOR**, which for the first time, adapts 20 vision-centric FRCT subtests into an automated, multimodal benchmark specifically designed for MLLMs. **VISFACTOR** spans four critical cognitive domains: (1) visualization and spatial processing, (2) perceptual and closure, (3) memory, and (4) reasoning (Figure 4). Prior multimodal benchmarks (Ramakrishnan et al., 2025; Fu et al., 2024) often rely on multiple-choice ( $1/N$  chance with  $N$  choices) or Yes-No ( $1/2$  chance) question formats. Such formats introduce significant random guessing opportunities, often failing to reveal true performance disparities between models. To deliver a more rigorous evaluation, we generate up to four rule-based variants for every question and deliber-

<sup>1</sup>Chinese University of Hong Kong <sup>2</sup>Peking University  
<sup>3</sup>Chinese University of Hong Kong, Shenzhen <sup>4</sup>Renmin University of China <sup>5</sup>Tencent <sup>6</sup>Shanghai AI Laboratory. Correspondence to: Wenxuan Wang <jwxwang@gmail.com>, Haodong Duan <duanhaodong@pjlab.org.cn>.

ately diversify the correct-answer distribution.<sup>1</sup> This design reduces the overall chance-level accuracy to 2.9%, ensuring that any success on **VISFACTOR** reflects genuine visual reasoning rather than lucky guesses.

We evaluated 23 frontier MLLMs spanning major families, including GPT (Hurst et al., 2024), Gemini (Kavukcuoglu, 2025), Claude (Anthropic, 2025b), LLaMA (Meta, 2024), Qwen (Bai et al., 2025), and SEED (ByteDance, 2025). Despite advanced prompting strategies such as Chain-of-Thought (CoT) (Kojima et al., 2022; Wei et al., 2022), the best model scores only 30.17% of accuracy. Failures consistently manifested in core visual tasks such as mental rotation, spatial relation inference, and figure-ground discrimination, irrespective of model size or architecture.

The original FRCT has a finite item set, posing a risk of direct overfitting by future models. To future-proof **VISFACTOR**, we prioritize subtests where current models exhibit weak performance and implement a parametric generator. This system automatically produces and validates an infinite supply of difficulty-controlled instances that faithfully adhere to the FRCT framework. By precisely modulating key parameters (e.g., rotation angle, occlusion level, and grid size), we can create graduated test suites that enable robust performance tracking without benchmark saturation. Furthermore, specific tests (e.g., Paper Folding) can generate intermediate visual solution steps, facilitating supervised fine-tuning for future architectural improvements. Our contributions are as follows:

1. We introduce the first benchmark that grounds MLLM assessment in human cognitive factors, providing a psychometrically rigorous framework for multimodal evaluation.
2. Leveraging VLMEvalKit (Duan et al., 2024), we digitize FRCT vision items across diverse variants and develop methods to generate and validate controllable-difficulty, infinite-item test sets, available at GitHub.<sup>2</sup>
3. We benchmark 23 state-of-the-art MLLMs, providing a comprehensive analysis of current capabilities and identifying specific cognitive gaps to guide future research.

## 2. VISFACTOR Design and Implementation

This section introduces how we select tests from FRCT (§2.1), how to fit the tests to MLLMs (§2.2–§2.3), and how we generate more difficulty-controllable test cases (§2.4).

### 2.1. Test Selection and Justification

The original FRCT battery comprises 72 subtests. We exclude those that cannot be assessed with a vision-language

<sup>1</sup>For instance, multiple-choice answers are not always “A”, nor are “Yes/No” items disproportionately “Yes”.

<sup>2</sup><https://github.com/CUHK-ARISE/VisFactor>

interface whose output is text only: (1) **Image-production tasks** (4 subtests): Figural Fluency (FF1–FF3) and Spatial Scanning (SS1) ask participants to draw or trace; this is incompatible with text-only output. (2) **Speech-dependent tasks** (3 subtests): Memory Span (MS1–MS3) require subjects to write down what they hear and therefore probe speech-to-text rather than visual cognition. In the remaining 65 subtests, 45 of them can be completed with pure text input. Those demanding visual reasoning but accept text answers form our benchmark, **VISFACTOR**. The 20 subtests cover 10 FRCT factors: Closure Flexibility (CF), Closure Speed (CS), Induction (I), Associative Memory (MA), Visual Memory (MV), Perceptual Speed (P), Logical Reasoning (RL), Spatial Orientation (S), Spatial Scanning (SS), and Visualization (VZ). Figure 1 shows example questions and answers of each subtest. Dataset statistics are included in Figure 4 and Table 5 in Appendix A.

### 2.2. Digitization and Prompt Design

(1) **Instructions.** Directly feeding the human-oriented FRCT instructions to MLLMs prove verbose and occasionally ambiguous. We therefore asked GPT-4o and Gemini-2.5-Flash to summarize each instruction set to its minimal, AI-friendly form. A human annotator reconcile the two summaries with the originals, producing a concise final prompt for every subtest. (2) **Questions and Answers.** All images are captured at 300 dpi and cropped to the region containing only the task stimuli (no additional texts). Ground-truth answers are extracted verbatim from the FRCT manuals.

### 2.3. Reducing Chance-Level Accuracy

To prevent inflated scores from lucky guesses, we modify test formats as follows, except CF3 (25-way), MA1 (21-way) and all fill-in-the-blank subtests (CS1–CS3) that already exhibit  $\leq 5\%$  random success. The average random guessing performance is reduced from 22.47% to 2.89%, with no single test exceeding 6.25%.

1. **Decomposed multiple choice:** For seven subtests with five options (CF1, MV2, P3, RL2, SS2, VZ1, VZ2), we pose *one yes/no query per option* and require the model to answer *all* correctly for credit. Chance accuracy thus drops from 20% to  $(0.5)^5 \approx 3.13\%$ .
2. **Grouped-consistency items:** These subtests repeatedly probe the same latent feature across a small set of items. We aggregate each cluster and award credit only if *all* constituent items are correct. This applies to: (i) CF2 Hidden Patterns Test: 400 binary items grouped into 80 sets of five; chance  $(0.5)^5 \approx 3.13\%$ . (ii) I3 Figure Classification: 8 figures to be classified into two or three groups; chance  $\approx 0.23\%$ . (iii) S1 Card Rotation Test: 8 judgments of the same card; chance  $(0.5)^8 \approx 0.39\%$ .

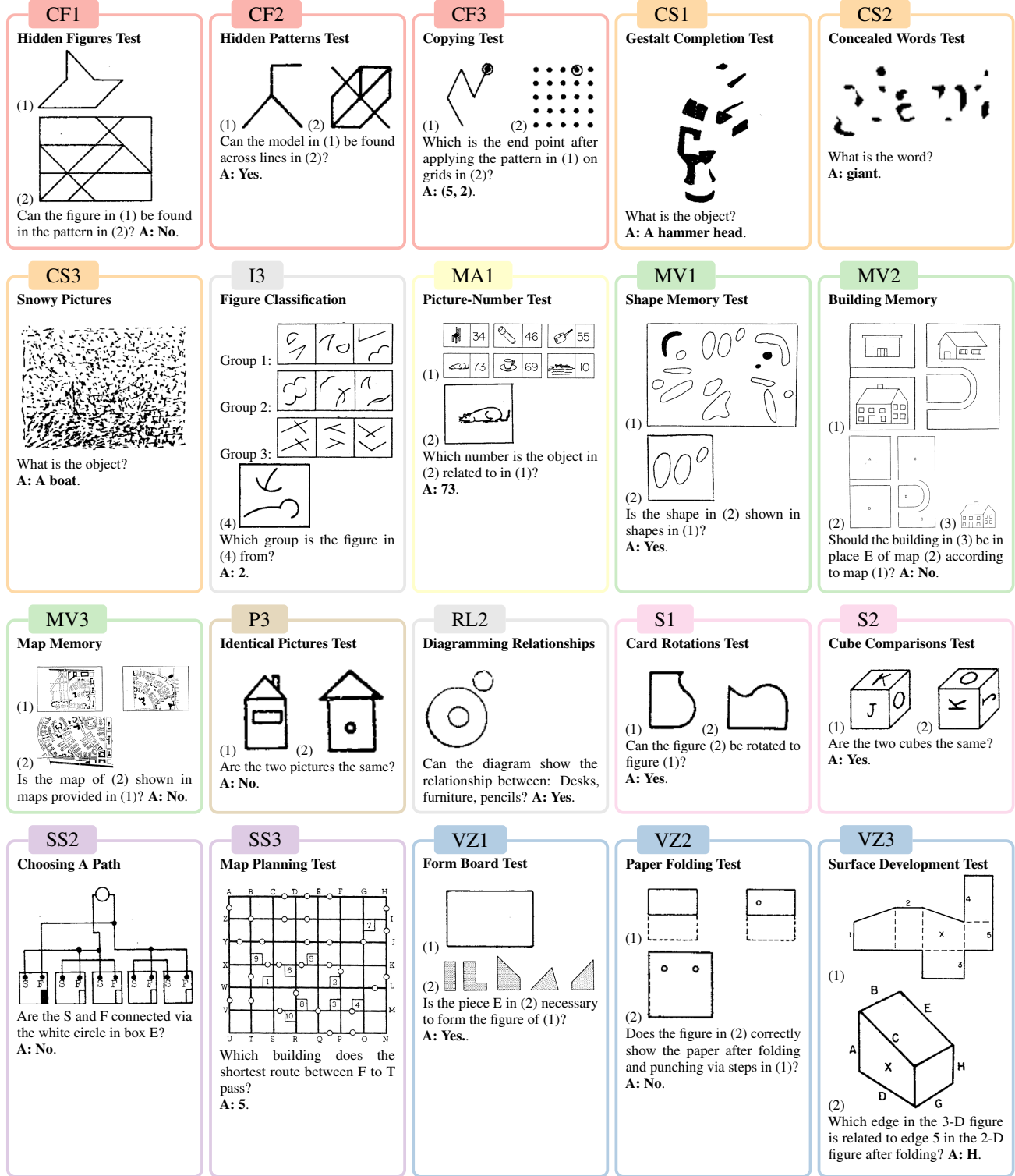


Figure 1. **VISFACTOR** comprises 20 vision-centric cognitive subtests. Each task is designed to isolate core factors of human visual cognition, covering 10 distinct factors in total. The subtests are converted into either yes/no questions or fill-in-the-blank questions according to §2.3. Example stimuli, questions, and ground-truth answers are shown for each task.

3. **Symmetry variants:** MV1, MV3 and S2 originally ask whether figure A matches figure B. We generate three more variants per item—"A differs from B", "B matches A", "B differs from A"—so that "yes" and "no" answers are balanced, preventing easy success by models that consistently answer yes or no. The probability of guessing all three correctly by chance is  $(0.5)^4 = 6.25\%$ .
4. **Specialized rewrites:** (i) SS3 (Map Planning Test). Each item asks participants to find the building number that the shortest path between a *start* and an *end* point passes in a map. Exchanging start and end leaves the correct answer unchanged. We therefore require the model to answer *both* directions correctly, lowering chance from 10% to 1%. (ii) VZ3 (Surface Development Test). Each item asks: which 3-D edge corresponds to the marked 2-D edge after folding? Since multiple 2-D edges may map to the same 3-D edge, simply swapping the query direction (asking which 2-D edge matches a given 3-D edge) would introduce one-to-many ambiguity and ill-defined ground truth. Therefore, we add additional questions asking whether a pair of 2-D and 3-D edges are the same, resulting in all "yes" ground truth. To create "no" pairs, we generate questions with cyclic-permuted 3-D edge labels (e.g.,  $A \rightarrow B \rightarrow C \rightarrow D \rightarrow E \rightarrow A$ ). MLLMs receive credit only if they correctly answer the fill-in-the-blank question and both yes/no questions; chance  $14.6/4 = 3.65\%$ .

## 2.4. Synthetic Augmentation

We implement parametric generation for a subset—CF1–CF3, CS1–CS3, MA1, S1–S2, SS3, VZ1–VZ2. Figure 2 illustrates sample questions generated by our algorithms. To guarantee correctness, we carefully design algorithms that produce valid question–answer pairs. For example, in the S2 Cube Comparison Test, we design an algorithm to determine whether two cubes—represented by three characters denoting the upper, front, and right faces, along with their rotation angles—are identical. In the VZ2 Paper Folding Test, our method randomly selects symmetry axes, folds the figure, punches a hole, and then unfolds it in reverse order to obtain the final answer. Due to space limit, the details of our algorithms are included in Appendix E.

## 3. Experiments

### 3.1. Settings

**Models.** We evaluate 23 models: GPT-4o (Hurst et al., 2024), GPT-4o-Mini (OpenAI, 2024), GPT-4.1 (OpenAI, 2025a), GPT-5-Mini (OpenAI, 2025b), GPT-5.1 (with different reasoning efforts) (OpenAI, 2025c), Gemini-2.5- (Pro, Flash) (Kavukcuoglu, 2025), Claude-Sonnet-(3.5 (Anthropic, 2024), 3.7 (Anthropic, 2025a), 4 (Anthropic,

2025b)), Qwen-2-VL (Wang et al., 2024a), Qwen-2.5-VL-(32B, 72B) (Bai et al., 2025), Qwen-3-VL-Plus (Team, 2025), Qwen-VL-Max (Team, 2024), Seed-1.5-VL (Guo et al., 2025), Seed-1.6 (ByteDance, 2025), Moonshot-V1-128K-Vision-Preview (MoonshotAI, 2025), LLaMA-3.2-Vision-(11B, 90B) (Meta, 2024), o1 (Jaech et al., 2024), o3 (OpenAI, 2025d), and o4-Mini (OpenAI, 2025d).

**Hyper-parameters and Prompts.** We set the temperature to 0 for all models, except Qwen (minimum temperature 0.01) and LLaMA-3.2 (temperature 0.6). For Qwen, Top-P is set to 0.001; for LLaMA-3.2, Top-P is set to 0.9. The thinking budget is configured as *high* for Gemini-2.5, GPT-5.1, and o-series models. Greedy decoding is used as the default sampling strategy. All models are accessed via their official APIs, except LLaMA-3.2, which is run locally. In our implementation, the retry count is set to 3, allowing each case up to three retries before being marked as a failure. All test cases are conducted in a zero-shot setting. The exact prompts are provided in Appendix F.

**Evaluation Criteria.** We adopt a unified and fully specified evaluation protocol across all task types. For yes-no questions, model outputs are normalized and matched to the gold label using the sets  $\{t, y, 1, \text{true}, \text{yes}\}$  for the True class and  $\{f, n, 0, \text{false}, \text{no}\}$  for the False class. Multiple-choice questions are evaluated by directly matching the predicted option letter (A/B/C/D). For numeric fill-in-the-blank problems, we require exact numeric matching. For CS1 and CS3, multiple acceptable ground-truth answers are provided; a prediction is counted as correct if its normalized form matches any valid answer variant. CS2 uses strict exact-match evaluation. The total score is the average of all 20 tests.

### 3.2. Results on Original Tests

**Most existing models perform poorly on the VISFAC-TOR benchmark.** Among the 23 evaluated frontier models, *GPT-5.1* achieves the highest overall score, but only reaches 30.17% out of 100. Even when aggregating the best-performing models across individual subtests, the combined score is just 40.0%. Models generally perform relatively better on memorization tasks (MA1, MV1–MV3), indicating a strong ability to attend to relevant context in the input (a detailed study is included in §4.1). A breakdown of top-performing models by subtest reveals distinct strengths: (i) OpenAI’s o-series models excel at reasoning tasks (I3, RL2). They also perform best on CF1–CF3 and CS1, demonstrating superior recognition of lines and edges. (ii) Google’s Gemini leads on P3 and VZ2, particularly excelling at VZ2, which requires precise spatial localization to identify holes in paper. (iii) Qwen leads on SS2, VZ1, and VZ3, indicating strong mental imagery capabilities for shape splicing and



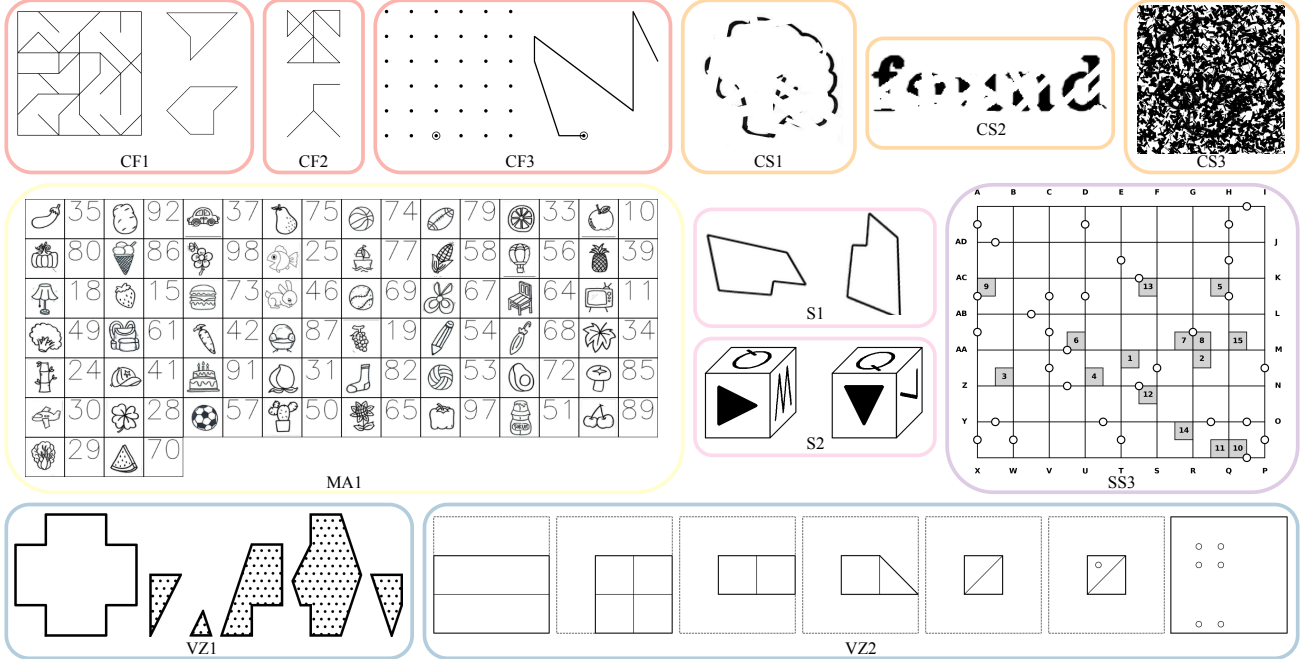


Figure 2. Samples of our generated images. We can dynamically adjust test difficulties in **VISFACTOR**. For example, the grid size of CF3 is changed to  $6 \times 6$  instead of  $5 \times 5$ .

folding. (iv) Claude performs best on CS2, MV1, MV3, S2, and SS3. (v) Seed achieves the top score on CS3 and MV2.

**Model size and recency do not guarantee superior performance.** For example, Qwen-2.5-72B is surpassed by both the smaller Qwen-2.5-32B and the older Qwen-2-72B. Similarly, Claude-3.7 outperforms Claude-4, and Seed-1.5 exceeds Seed-1.6. While there are exceptions—such as GPT-4o outperforming GPT-4o-Mini, and o3 surpassing o1—performance on **VISFACTOR** shows no consistent correlation with model scale or version. These results suggest that core visual capabilities may be underemphasized in current model development pipelines.

**Reasoning models gain from longer CoT, but non-reasoning models do not.** We evaluate the effect of CoT prompting across three GPT models (GPT-4.1-2025-04-14, GPT-4o-2024-11-20, GPT-4o-Mini-2024-07-18). While CoT provides some improvements, the gains in overall performance are marginal. A correlation analysis between CoT token count and accuracy shows negative Pearson correlations of  $-0.18$ ,  $-0.28$ , and  $-0.35$ , respectively. This analysis indicates that longer CoT often reflects uncertainty rather than improved reasoning, and CoT length is not a reliable proxy for reasoning quality.

This aligns with recent findings showing that CoT does not universally enhance model performance; in fact, certain cognitive tasks may exhibit degraded performance with CoT (Liu et al., 2025a). Studies in cognitive psychology have shown that more verbalization can hurt human perfor-

mance in certain visual or holistic reasoning tasks (Schooler & Engstler-Schooler, 1990; Dijksterhuis, 2004; Van den Bos & Poletiek, 2008). Specifically, we observe declines in performance on perceptual and closure tasks (P3, CS2) and spatial visualization tasks (SS3, VZ1). Conversely, CoT consistently improves performance on reasoning tasks such as I3 and RL2, consistent with prior results (Sprague et al., 2025). Table 1 shows that GPT-5.1-High outperforms the low- and none-reasoning variants. This supports the hypothesis that dedicated reasoning models benefit from extended CoT, whereas non-reasoning models which lack specialized training gain little or no improvement from longer chains.

**The “Middle Score Anomaly” (Babaie et al., 2025) is also observed in our VISFACTOR.** This phenomenon refers to models unexpectedly achieving intermediate performance—neither random nor near-perfect—on tasks that are extremely easy for humans. For instance, the Identical Pictures Test (P3) simply requires determining whether two images depict the same object. Humans can either solve this task almost perfectly or fail entirely (*i.e.*, perform at chance level if they lack the necessary perceptual ability). It would be highly unusual for a human to achieve, say, 70% accuracy on this task—suggesting partial understanding but inexplicable failures. However, we observe that most models obtain 30–50% accuracy on P3, while random guessing yields only 3.13%. We interpret this as evidence that current models lack genuine reasoning capabilities, at least in the context of the tasks presented in **VISFACTOR**. Our further failure analysis (see Appendix 4 due to space limit) reveals

## Human Cognitive Benchmarks Reveal Foundational Visual Gaps in MLLMs

Table 1. The performance of 23 models on **VISFACTOR**. The bottom row shows the highest scores achieved by any model, while the rightmost column shows the total score. Darker scores show higher scores. The best model is GPT-5.1.

	CF1	CF2	CF3	CS1	CS2	CS3	I3	MA1	MV1	MV2	MV3	P3	RL2	S1	S2	SS2	SS3	VZ1	VZ2	VZ3	Total Score
Claude-3.5-Sonnet-2024-10-22	0.0	1.2	6.2	10.0	14.0	4.2	7.1	100.0	31.2	4.2	70.8	41.7	20.0	0.0	52.4	6.2	20.0	2.1	0.0	10.0	20.1
Claude-3.7-Sonnet	6.2	1.2	1.6	5.0	18.0	4.2	14.3	100.0	53.1	20.8	95.8	37.5	43.3	0.0	40.5	9.4	20.0	14.6	0.0	18.3	25.2
Claude-4-Sonnet	3.1	8.8	9.4	0.0	10.0	4.2	7.1	100.0	21.9	8.3	45.8	40.6	33.3	0.0	21.4	0.0	25.0	8.3	0.0	1.7	17.4
GPT-4.1-2025-04-14	0.0	7.5	0.0	10.0	10.0	8.3	17.9	100.0	53.1	8.3	66.7	49.0	23.3	0.0	28.6	0.0	17.5	16.7	5.0	5.0	21.3
GPT-4o-2024-11-20	0.0	15.0	6.2	15.0	8.0	8.3	21.4	100.0	31.2	0.0	62.5	69.8	16.7	0.0	26.2	3.1	20.0	18.8	0.0	5.0	21.4
GPT-4o-Mini-2024-07-18	6.2	1.2	4.7	20.0	4.0	8.3	10.7	100.0	6.2	0.0	54.2	32.3	3.3	0.0	42.9	3.1	17.5	12.5	0.0	0.0	16.4
GPT-5-Mini-2025-08-07	0.0	11.2	17.2	10.0	10.0	4.2	28.6	100.0	9.4	20.8	50.0	45.8	90.0	0.0	31.0	15.6	17.5	4.2	5.0	15.0	24.3
GPT-5.1-2025-11-13-High	0.0	18.8	25.0	20.0	6.0	16.7	42.9	100.0	43.8	8.3	75.0	38.5	96.7	5.0	38.1	12.5	12.5	2.1	25.0	16.7	30.2
GPT-5.1-2025-11-13-Low	3.1	10.0	18.8	15.0	10.0	12.5	35.7	100.0	50.0	12.5	79.2	34.4	83.3	0.0	14.3	3.1	15.0	4.2	10.0	15.0	26.3
GPT-5.1-2025-11-13-None	3.1	13.8	3.1	20.0	16.0	8.3	17.9	100.0	46.9	0.0	83.3	32.3	3.3	0.0	28.6	0.0	10.0	2.1	0.0	8.3	19.9
Gemini-2.5-Flash	0.0	8.8	9.4	10.0	0.0	8.3	21.4	97.6	25.0	8.3	41.7	54.2	50.0	0.0	11.9	0.0	0.0	0.0	5.0	0.0	17.6
Gemini-2.5-Pro	0.0	13.8	4.7	20.0	6.0	12.5	28.6	100.0	3.1	0.0	0.0	77.1	13.3	0.0	2.4	3.1	7.5	18.8	35.0	1.7	17.4
LLaMA-3.2-11B-Vision-Instruct	0.0	7.5	3.1	5.0	6.0	0.0	0.0	0.0	0.0	0.0	4.2	3.1	0.0	0.0	9.5	3.1	2.5	4.2	0.0	0.0	2.4
LLaMA-3.2-90B-Vision-Instruct	9.4	0.0	10.9	0.0	4.0	8.3	3.6	0.0	12.5	0.0	8.3	7.3	0.0	0.0	0.0	0.0	17.5	0.0	0.0	0.0	4.1
Moonshot-v1-128K-Vision-Preview	0.0	0.0	1.6	0.0	2.0	4.2	7.1	69.0	12.5	0.0	25.0	40.6	0.0	0.0	19.0	0.0	7.5	2.1	0.0	0.0	9.5
Qwen-2-VL-72B-Instruct	0.0	1.2	9.4	0.0	6.0	8.3	3.6	95.2	18.8	0.0	58.3	40.6	0.0	0.0	26.2	0.0	22.5	22.9	0.0	16.7	16.5
Qwen-2.5-VL-32B-Instruct	9.4	8.8	0.0	0.0	10.0	0.0	3.6	92.9	21.9	4.2	54.2	41.7	0.0	0.0	2.4	0.0	10.0	0.0	0.0	6.7	13.3
Qwen-2.5-VL-72B-Instruct	9.4	2.5	9.4	5.0	2.0	4.2	3.6	95.2	0.0	0.0	0.0	53.1	0.0	0.0	0.0	0.0	12.5	20.8	0.0	0.0	10.9
Qwen-3-VL-Plus-2025-09-23	3.1	8.8	4.7	10.0	12.0	4.2	14.3	100.0	34.4	8.3	75.0	67.7	6.7	0.0	35.7	0.0	25.0	6.2	0.0	16.7	21.6
Qwen-VL-Max-2025-04-08	0.0	8.8	7.8	5.0	10.0	0.0	14.3	100.0	28.1	4.2	54.2	58.3	6.7	0.0	50.0	12.5	15.0	20.8	5.0	23.3	21.2
Seed-1.5-VL	0.0	1.2	6.2	10.0	6.0	12.5	14.3	100.0	50.0	41.7	79.2	10.4	53.3	0.0	47.6	3.1	15.0	2.1	5.0	16.7	23.7
Seed-1.6-Thinking	3.1	3.8	12.5	15.0	0.0	0.0	10.7	100.0	18.8	16.7	66.7	54.2	53.3	0.0	11.9	12.5	22.5	4.2	5.0	18.3	21.5
o1-2024-12-17	6.2	1.2	9.4	20.0	10.0	12.5	35.7	92.9	37.5	4.2	62.5	4.2	90.0	0.0	16.7	0.0	7.5	0.0	0.0	5.0	20.8
o3-2025-04-16	0.0	16.2	18.8	25.0	2.0	8.3	42.9	85.7	21.9	8.3	62.5	28.1	90.0	0.0	31.0	12.5	2.5	10.4	5.0	15.0	24.3
o4-Mini-2025-04-16	9.4	2.5	18.8	15.0	8.0	8.3	14.3	97.6	28.1	16.7	66.7	37.5	90.0	0.0	31.0	0.0	5.0	2.1	5.0	8.3	23.2
GPT-4.1-2025-04-14-CoT	6.2	7.5	6.2	10.0	8.0	4.2	25.0	100.0	18.8	8.3	54.2	49.0	63.3	0.0	47.6	0.0	15.0	2.1	0.0	11.7	21.9
GPT-4o-2024-11-20-CoT	0.0	1.2	0.0	20.0	6.0	16.7	25.0	100.0	50.0	12.5	54.2	47.9	3.3	0.0	47.6	0.0	10.0	12.5	5.0	13.3	21.3
GPT-4o-Mini-2024-07-18-CoT	3.1	1.2	3.1	20.0	2.0	12.5	17.9	100.0	12.5	0.0	75.0	29.2	3.3	0.0	40.5	12.5	0.0	16.7	0.0	6.7	17.8
Model Max	9.4	18.8	25.0	25.0	18.0	16.7	42.9	100.0	53.1	41.7	95.8	77.1	96.7	5.0	52.4	15.6	25.0	22.9	35.0	23.3	40.0

that the apparent strengths of current MLLMs often stem from concept-level recognition rather than genuine cognitive visual processing.

### 3.3. Results on Generated Tests

Using our generation algorithms, we first construct a “Normal” subset in which each configuration closely mirrors the original FRCT questions. We then create “Easy” and “Hard” subsets by systematically adjusting parameters that modulate task difficulty. For instance, we vary the grid size for CF1, CF2, CF3, SS3, and VZ1; the noise severity for CS1, CS2, and CS3; the number of item pairs to be memorized in MA1; and the number of folds in VZ2.

We evaluate the GPT-4.1-2025-04-14 model, and the results are presented in Table 2. The model’s performance decreases progressively across the easy, normal, and hard subsets. Our key findings are as follows: (1) CS1–3 (object and word recognition under noise): The model achieves higher accuracy on our generated datasets compared to the original ones. We attribute this to our selection of commonly encountered objects in daily life, which likely reduces recognition difficulty. Moreover, our framework supports dynamic im-

age updates, allowing the tests to be refreshed as needed in the future. (2) MA1 (memory test): The original version requires memorizing 21 image-number pairs, a task on which the model achieves 100% accuracy. In contrast, our hard version increases the number of pairs to 50, resulting in a substantial performance drop, highlighting the increased challenge. (3) VZ2 (paper folding test): The original dataset includes questions based on one to three folds. Our version expands this to include up to five folds, significantly increasing task complexity. The model fails to answer any of these questions correctly. These results demonstrate that our generated dataset effectively supports dynamic adjustment of test difficulty, making it suitable for evaluating increasingly capable models.

### 3.4. Results on Human Evaluation

To set a baseline to interpret model performance, we conduct a human evaluation using the identical **VISFACTOR** digital protocol administered to the models. We sample 20 items per subtest, including all associated variants, yielding 1,540 questions in total. We use the same task instructions and scoring rules as for the MLLMs. We recruit 31 uni-

Table 2. The performance of the GPT-4.1 model on the generated subsets in **VISFACTOR**. The “Original” row reports performance on the original FRCT questions. The “Normal” row uses the same configuration as the original questions. The “Easy” and “Hard” rows correspond to questions that are modified to be easier and more difficult, respectively.

	CF1	CF2	CF3	CS1	CS2	CS3	MA1	S1	S2	SS3	VZ1	VZ2	Total Score
Easy -	3.1	13.8	15.6	40.0	78.0	45.8	88.1	0.0	2.4	45.0	14.6	0.0	28.9
Hard -	0.0	17.5	4.7	35.0	52.0	25.0	78.6	0.0	0.0	32.5	18.8	0.0	22.0
Normal -	0.0	12.5	4.7	35.0	76.0	16.7	90.5	0.0	0.0	30.0	12.5	0.0	23.2
Original -	0.0	7.5	0.0	10.0	10.0	8.3	100.0	0.0	28.6	17.5	16.7	5.0	21.3

Table 3. Human performance (31 undergraduate students) on **VISFACTOR**.

Total	CF1	CF2	CF3	CS1	CS2	CS3	I3	MA1	MV1	MV2	MV3	P3	RL2	S1	S2	SS2	SS3	VZ1	VZ2	VZ3
78.8	61.7	56.7	98.3	55.0	76.7	75.0	71.7	100.0	93.3	93.3	98.3	91.7	51.7	83.3	98.3	55.0	96.7	58.3	63.3	95.0

versity students, ensuring each question is completed by three independent participants. Table 3 shows that humans achieve an accuracy of 78.8% on average, confirming a substantial performance gap between the strongest model we test, GPT-5.1, that achieves 30.17%, and university participants. Humans outperform MLLMs on nearly all subtests except RL2 (Diagramming Relationships), where success relies more on textual object knowledge, a known strength of MLLMs rather than visual reasoning.

## 4. Failure Analysis

### 4.1. Visual Comparison Or Concept Recognition?

**How Do Models Master MA1?** Given that models achieve very high accuracy on this memory test, we further investigate the mechanisms underlying their performance. An intuitive hypothesis is that models translate visual cues into high-level, human-interpretable concepts (*e.g.*, “soccer,” “chair,” “fish”) and memorize the concept–number pairs, rather than the raw image patterns. To test this hypothesis, we use CF2-generated images, which consist only of lines arranged in a  $3 \times 3$  grid, to create MA1 test cases via our automatic generation algorithm (see Figure 3a for an example). We generate datasets with varying numbers of image–number pairs, ranging from 10 to 80, and evaluate GPT-4.1, Claude-3.7, and Qwen-VL-Max (results in Table 4). For semantically rich images, all three models maintain strong performance across different pair counts. In contrast, accuracy declines sharply with abstract CF2 images. As the number of pairs increases, GPT-4.1 demonstrates the greatest robustness, retaining 33.3% accuracy at 80 pairs. Claude-3.7 performs moderately, while Qwen-VL-Max fails at 40 pairs. We further construct test cases using abstract figures from MV1 (Figure 3b) at 20 pairs. The three models achieve accuracies of 81.0%, 42.9%, and 54.8%, respectively, consistent with their performance on CF2-generated tests. These results together suggest that models rely heavily on interpretable, concept-level representations rather than low-level visual patterns.

To ensure that the performance drop is not simply due to distributional shift, we generate extreme yet valid visual combinations using diffusion models (*e.g.*, “a horse on the moon”). In these cases, the model maintains high accuracy, further supporting our hypothesis: the model performs well as long as the visual input can be mapped to familiar, conceptual categories. This hypothesis is further supported by the analysis of the P3 Identical Pictures test, where high-performing examples typically involve easily verbalizable content, while failures are associated with visually complex and linguistically demanding patterns. These results also suggest that models struggle to interpret abstract visual patterns such as the line-based CF2 stimuli, reinforcing the idea that their success depends on concept recognition rather than low-level perception.

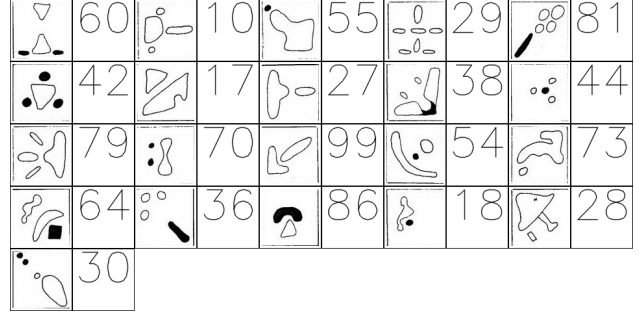
### 4.2. Visual Recognition: A Key Bottleneck

**Rely on Accurate Textual Descriptions.** Our evaluation reveals a contrast between models’ strong textual reasoning capabilities and their markedly weaker visual perception performance. This disparity is exemplified by the CF3 Copying task: when models are provided with textual descriptions of line segments (starting coordinates and direction vectors), GPT-4.1 achieves perfect accuracy (100%). In contrast, performance drops sharply when the same information has to be inferred from visual inputs, with accuracy falling to just 6.2%—and no model exceeding 18.8%.

**Fail to Recognize Visual Details.** In the SS2 Choosing A Path test, models consistently fail to distinguish between intersecting lines with explicit junction markers versus those without visual indicators. More critically, our generated CF3 Copying test cases reveal that start-point identification accuracy decreases systematically with marker size variation: from 92% with large circular markers to 80% with medium markers, and ultimately 68% with small markers. This degradation suggests fundamental constraints in the models’ visual attention mechanisms, where reduced visual saliency directly compromises recognition performance.



(a) MA1 generated with CF2 figures



(b) MA1 generated with MV1 figures.

Figure 3. An example of our generated MA1 image-number pairs using CF2 and MV1 figures.

Table 4. MA1 performance of three models using different image sources and pair numbers.

Number of Pairs	10		20		40		80	
	MA1	CF2	MA1	CF2	MA1	CF2	MA1	CF2
GPT-4.1-2025-04-14	90.48	78.57	83.33	57.14	88.10	52.38	92.86	33.33
Claude-3.7-Sonnet	97.62	73.81	73.81	45.24	85.71	38.10	85.71	9.52
Qwen-VL-Max-250408	97.62	83.33	88.10	47.62	90.48	2.38	73.81	7.14

Additionally, models struggle to focus effectively on key regions, resulting in missing information. Taking a CS2 Concealed Words test of a partially erased word “women” as an example. Correct identification of the first character requires recognizing the lower left corner that differentiates “w” from “v.” Similarly, identifying the fifth character as “n” relies on detecting a small vertical line in the lower right corner of the letter. Models misclassify these characters as “v” and “r,” respectively, indicating their limited ability to prioritize critical local features.

**Low Sensitivity to Length, Angle, and Scale.** Models exhibit notable limitations in processing geometric shapes, particularly in assessing length, proportion, and angle. In the CF3 Copying Test, the task is to replicate lines from the left side onto a  $5 \times 5$  dot matrix on the right. While models can approximate line directions, they frequently fail in perceiving their lengths. Similarly, in the VZ1 Form Board Test, although models correctly identify the need for a rectangle to construct a complex figure, they fail to select sides of the appropriate length. These results indicate that while models possess some geometric recognition abilities, they struggle with accurately gauging line lengths and proportions, limiting their performance in tasks requiring precise spatial measurements. Moreover, our analysis reveals a **bias toward diagonal orientations**: models consistently misclassified various directions as 45-degree angles. In a controlled test with 20 non-45-degree vectors (e.g., vector (2, 1)), models achieve zero correct angular identification, consistently defaulting to the nearest 45-degree approxima-

tion. This suggests that models possess only coarse categorical representations of spatial orientation rather than continuous angular perception.

## 5. Conclusion

We present **VISFACTOR**, the first factor-grounded benchmark that transposes twenty vision-centric subtests from the *Factor-Referenced Cognitive Test* battery into an automated image-text setting. A systematic evaluation of 23 MLLMs uncovers a striking gap: despite their prowess on holistic leaderboards, the best model attains only 30.17% on **VISFACTOR**, often performing near chance on tasks that human novices solve with ease. CoT improves only marginally, sometimes decreases the overall performance. Exposing a missing substrate for genuine visual reasoning like the “Middle Score Anomaly,” we demonstrate a fundamental difference between human and AI in how they construct vision capabilities.

Hallucinated perception in safety-critical applications, brittle spatial reasoning in robotics, and misaligned multi-modal feedback loops may all trace back to weak **VISFACTOR** performance. Bridging this gap will likely require *curriculum-style pre-training* that interleaves psychometric micro-tasks with natural images, *embodied or 3-D data* that grounds spatial relations, and *factor-aligned loss functions* that target low-level perceptual skills. By releasing **VISFACTOR** and its controllable-difficulty generator, we aim to catalyze these research directions and provide a rigorous benchmark for the next generation of visuocognitive AI.



## References

- Adcock, C. J. and Martin, W. A. Flexibility and creativity. *The Journal of General Psychology*, 85(1):71–76, 1971.
- Anthropic. Claude 3.5 sonnet. *Anthropic Blog Jun 20 2024*, 2024. URL <https://www.anthropic.com/news/claude-3-5-sonnet>.
- Anthropic. Claude 3.7 sonnet and claude code. *Anthropic Blog Feb 24 2025*, 2025a. URL <https://www.anthropic.com/news/claude-3-7-sonnet>.
- Anthropic. Introducing claude 4. *Anthropic Blog Mar 22 2025*, 2025b. URL <https://www.anthropic.com/news/claude-4>.
- Azad, B., Azad, R., Eskandari, S., Bozorgpour, A., Kazerouni, A., Rekik, I., and Merhof, D. Foundational models in medical imaging: A comprehensive survey and future vision. *arXiv preprint arXiv:2310.18689*, 2023.
- Babaiee, Z., Kiasari, P., Rus, D., and Grosu, R. Visual graph arena: Evaluating visual conceptualization of vision and multimodal large language models. In *Forty-second International Conference on Machine Learning*, 2025.
- Bai, S., Chen, K., Liu, X., Wang, J., Ge, W., Song, S., Dang, K., Wang, P., Wang, S., Tang, J., et al. Qwen2.5-vl technical report. *arXiv preprint arXiv:2502.13923*, 2025.
- Buckley, T., A. Diao, J., Rajpurkar, P., Rodman, A., and K. Manrai, A. Multimodal foundation models exploit text to make medical image predictions. *arXiv preprint arXiv:2311.05591*, 2023.
- ByteDance. Introduction to techniques used in seed1.6. *ByteDance Seed Blog Jun 25 2025*, 2025. URL [https://seed.bytedance.com/en/seed1\\_6](https://seed.bytedance.com/en/seed1_6).
- Cai, W., Ponomarenko, I., Yuan, J., Li, X., Yang, W., Dong, H., and Zhao, B. Spatialbot: Precise spatial understanding with vision language models. *arXiv preprint arXiv:2406.13642*, 2024.
- Cao, X., Shen, Y., Lai, B., Ye, W., Ma, Y., Heintz, J., Chen, J., Huang, M., Cao, J., Zhang, A., et al. What is the visual cognition gap between humans and multimodal llms? In *The First Conference on Language Modeling*, 2024.
- Carroll, J. B. *Psychometric Tests As Cognitive Tasks: A New Structure of Intellect.* Technical Report No. 4. ERIC, 1974.
- Cattell, R. B. *Abilities: Their structure, growth, and action.* Houghton Mifflin, 1971.
- Chen, S., Guo, X., Li, Y., Zhang, T., Lin, M., Kuang, D., Zhang, Y., Ming, L., Zhang, F., Wang, Y., et al. Ocean-ocr: Towards general ocr application via a vision-language model. *arXiv preprint arXiv:2501.15558*, 2025.
- Cheng, A.-C., Yin, H., Fu, Y., Guo, Q., Yang, R., Kautz, J., Wang, X., and Liu, S. Spatialrgpt: Grounded spatial reasoning in vision-language models. *Advances in Neural Information Processing Systems*, 37, 2024.
- Chollet, F., Knoop, M., Kamradt, G., Landers, B., and Pinkard, H. Arc-agi-2: A new challenge for frontier ai reasoning systems. *arXiv preprint arXiv:2505.11831*, 2025.
- Chow, W., Mao, J., Li, B., Seita, D., Guizilini, V., and Wang, Y. Physbench: Benchmarking and enhancing vision-language models for physical world understanding. In *The Thirteenth International Conference on Learning Representations*, 2025.
- Coda-Forno, J., Witte, K., Jagadish, A. K., Binz, M., Akata, Z., and Schulz, E. Inducing anxiety in large language models can induce bias. *arXiv preprint arXiv:2304.11111*, 2023.
- Coda-Forno, J., Binz, M., Wang, J. X., and Schulz, E. Cogbench: a large language model walks into a psychology lab. In *Forty-first International Conference on Machine Learning*, 2024.
- Dijksterhuis, A. Think different: the merits of unconscious thought in preference development and decision making. *Journal of personality and social psychology*, 87(5):586, 2004.
- Duan, H., Yang, J., Qiao, Y., Fang, X., Chen, L., Liu, Y., Dong, X., Zang, Y., Zhang, P., Wang, J., et al. Vlmevalkit: An open-source toolkit for evaluating large multi-modality models. In *Proceedings of the 32nd ACM international conference on multimedia*, pp. 11198–11201, 2024.
- Dye, N. W. and Very, P. S. Growth changes in factorial structure by age and sex. *Genetic Psychology Monographs*, 1968.
- Ekstrom, R. B. *Cognitive Factors: Some Recent Literature.* ERIC, 1973.
- Ekstrom, R. B. and Harman, H. H. *Manual for kit of factor-referenced cognitive tests*, 1976. Educational testing service, 1976.
- Ekstrom, R. B. et al. *Problems of Replication of Seven Divergent Production Factors.* Technical Report No. 5. ERIC, 1974.

- Ekstrom, R. B. et al. *An Attempt to Confirm Five Recently Identified Cognitive Factors. Technical Report No. 8*. ERIC, 1975.
- Feng, Y., Xu, Z., Jiang, F., Li, Y., Ramasubramanian, B., Niu, L., Lin, B. Y., and Poovendran, R. Visualsphinx: Large-scale synthetic vision logic puzzles for rl. *arXiv preprint arXiv:2505.23977*, 2025.
- Frederiksen, J. R. Cognitive factors in the recognition of ambiguous auditory and visual stimuli. *Journal of Personality and Social Psychology*, 7(1p2):1, 1967.
- Fu, X., Hu, Y., Li, B., Feng, Y., Wang, H., Lin, X., Roth, D., Smith, N. A., Ma, W.-C., and Krishna, R. Blink: Multi-modal large language models can see but not perceive. In *European Conference on Computer Vision*, pp. 148–166. Springer, 2024.
- Guan, T., Liu, F., Wu, X., Xian, R., Li, Z., Liu, X., Wang, X., Chen, L., Huang, F., Yacoob, Y., et al. Hallusionbench: an advanced diagnostic suite for entangled language hallucination and visual illusion in large vision-language models. In *Proceedings of the IEEE/CVF Conference on Computer Vision and Pattern Recognition*, pp. 14375–14385, 2024.
- Guilford, J. P. *The nature of human intelligence*. McGraw-Hill, 1967.
- Guilford, J. P. and Hoepfner, R. Sixteen divergent-production abilities at the ninth-grade level. *Multivariate Behavioral Research*, 1(1):43–66, 1966.
- Guilford, J. P. and Hoepfner, R. The analysis of intelligence. (*No Title*), 1971.
- Guo, D., Wu, F., Zhu, F., Leng, F., Shi, G., Chen, H., Fan, H., Wang, J., Jiang, J., Wang, J., et al. Seed1.5-vl technical report. *arXiv preprint arXiv:2505.07062*, 2025.
- Harris, M. L. and Harris, C. W. A factor analytic interpretation strategy. *Educational and Psychological Measurement*, 31(3):589–606, 1971.
- Hettema, J. Cognitive abilities as process variables. *Journal of personality and social psychology*, 10(4):461, 1968.
- Hu, Y., Shi, W., Fu, X., Roth, D., Ostendorf, M., Zettlemoyer, L., Smith, N. A., and Krishna, R. Visual sketchpad: Sketching as a visual chain of thought for multi-modal language models. *Advances in Neural Information Processing Systems*, 37, 2024.
- Huang, J.-t., Jiao, W., Lam, M. H., Li, E. J., Wang, W., and Lyu, M. R. On the reliability of psychological scales on large language models. In *Proceedings of The 2024 Conference on Empirical Methods in Natural Language Processing*, 2024a.
- Huang, J.-t., Lam, M. H., Li, E. J., Ren, S., Wang, W., Jiao, W., Tu, Z., and Lyu, M. R. Apathetic or empathetic? evaluating LLMs’ emotional alignments with humans. *Advances in Neural Information Processing Systems*, 37, 2024b.
- Huang, J.-t., Li, E. J., Lam, M. H., Liang, T., Wang, W., Yuan, Y., Jiao, W., Wang, X., Tu, Z., and Lyu, M. R. Competing large language models in multi-agent gaming environments. In *The Thirteenth International Conference on Learning Representations*, 2025.
- Hurst, A., Lerer, A., Goucher, A. P., Perelman, A., Ramesh, A., Clark, A., Ostrow, A., Welihinda, A., Hayes, A., Radford, A., et al. Gpt-4o system card. *arXiv preprint arXiv:2410.21276*, 2024.
- Jaech, A., Kalai, A., Lerer, A., Richardson, A., El-Kishky, A., Low, A., Helyar, A., Madry, A., Beutel, A., Carney, A., et al. Openai o1 system card. *arXiv preprint arXiv:2412.16720*, 2024.
- Kamath, A., Hessel, J., and Chang, K.-W. What’s “up” with vision-language models? investigating their struggle with spatial reasoning. In *Proceedings of the 2023 Conference on Empirical Methods in Natural Language Processing*, pp. 9161–9175, 2023.
- Kavukcuoglu, K. Gemini 2.5: Our most intelligent ai model. *Google Blog Mar 25 2025*, 2025. URL <https://blog.google/technology/google-deepmind/gemini-model-thinking-updates-march-2025/>.
- Kojima, T., Gu, S. S., Reid, M., Matsuo, Y., and Iwasawa, Y. Large language models are zero-shot reasoners. *Advances in Neural Information Processing Systems*, 35:22199–22213, 2022.
- Künnapas, T. Figural reversal rate and personal tempo. *Scandinavian journal of psychology*, 10(1):27–32, 1969.
- Li, C., Zhang, C., Zhou, H., Collier, N., Korhonen, A., and Vulić, I. Topviewrs: Vision-language models as top-view spatial reasoners. In *Proceedings of the 2024 Conference on Empirical Methods in Natural Language Processing*, pp. 1786–1807, 2024.
- Li, C., Wu, W., Zhang, H., Xia, Y., Mao, S., Dong, L., Vulić, I., and Wei, F. Imagine while reasoning in space: Multimodal visualization-of-thought. *arXiv preprint arXiv:2501.07542*, 2025a.
- Li, Y., Gao, Q., Zhao, T., Wang, B., Sun, H., Lyu, H., Hawkins, R. D., Vasconcelos, N., Golan, T., Luo, D., and Deng, H. Core knowledge deficits in multi-modal language models. In *Forty-second International Conference on Machine Learning*, 2025b.

- Liang, T., He, Z., Huang, J.-t., Wang, W., Jiao, W., Wang, R., Yang, Y., Tu, Z., Shi, S., and Wang, X. Leveraging word guessing games to assess the intelligence of large language models. *arXiv preprint arXiv:2310.20499*, 2023.
- Liu, F., Emerson, G., and Collier, N. Visual spatial reasoning. *Transactions of the Association for Computational Linguistics*, 11:635–651, 2023.
- Liu, R., Geng, J., Wu, A. J., Sucholutsky, I., Lombrozo, T., and Griffiths, T. L. Mind your step (by step): Chain-of-thought can reduce performance on tasks where thinking makes humans worse. In *Forty-second International Conference on Machine Learning*, 2025a.
- Liu, Y., Duan, H., Zhang, Y., Li, B., Zhang, S., Zhao, W., Yuan, Y., Wang, J., He, C., Liu, Z., et al. Mmbench: Is your multi-modal model an all-around player? In *European conference on computer vision*, pp. 216–233. Springer, 2024a.
- Liu, Y., Li, Z., Huang, M., Yang, B., Yu, W., Li, C., Yin, X.-C., Liu, C.-L., Jin, L., and Bai, X. Ocrbench: on the hidden mystery of ocr in large multimodal models. *Science China Information Sciences*, 67(12):220102, 2024b.
- Liu, Y., Chi, D., Wu, S., Zhang, Z., Hu, Y., Zhang, L., Zhang, Y., Wu, S., Cao, T., Huang, G., et al. Spatialcot: Advancing spatial reasoning through coordinate alignment and chain-of-thought for embodied task planning. *arXiv preprint arXiv:2501.10074*, 2025b.
- Liu, Z., Anand, A., Zhou, P., Huang, J.-t., and Zhao, J. Interintent: Investigating social intelligence of llms via intention understanding in an interactive game context. In *Proceedings of the 2024 Conference on Empirical Methods in Natural Language Processing*, 2024c.
- Lu, P., Bansal, H., Xia, T., Liu, J., Li, C., Hajishirzi, H., Cheng, H., Chang, K.-W., Galley, M., and Gao, J. Mathvista: Evaluating mathematical reasoning of foundation models in visual contexts. In *The Twelfth International Conference on Learning Representations*, 2024.
- Meng, F., Yang, H., Wang, Y., and Zhang, M. Chain of images for intuitively reasoning. *arXiv preprint arXiv:2311.09241*, 2023.
- Messick, S. and French, J. W. Dimensions of cognitive closure. *Multivariate behavioral research*, 10(1):3–16, 1975.
- Meta. Llama 3.2: Revolutionizing edge ai and vision with open, customizable models. *Meta Blog Sep 25 2024*, 2024. URL <https://ai.meta.com/blog/llama-3-2-connect-2024-vision-edge-mobile-devices/>.
- MoonshotAI. Multimodal image understanding model moonshot-v1-vision-preview. *Moonshot AI Blogs Jan 2025*, 2025. URL <https://platform.moonshot.cn/docs/guide/use-kimi-vision-model>.
- Moskvichev, A. K., Odouard, V. V., and Mitchell, M. The conceptarc benchmark: Evaluating understanding and generalization in the arc domain. *Transactions on machine learning research*, 2023.
- Ng, M. T., Tse, H. T., Huang, J.-t., Li, J., Wang, W., and Lyu, M. R. How well can llms echo us? evaluating ai chatbots’ role-play ability with echo. *arXiv preprint arXiv:2404.13957*, 2024.
- OpenAI. Gpt-4o mini: advancing cost-efficient intelligence. *OpenAI Blog Jul 18 2024*, 2024. URL <https://openai.com/index/gpt-4o-mini-advancing-cost-efficient-intelligence/>.
- OpenAI. Introducing gpt-4.1 in the api. *OpenAI Blog Apr 14 2025*, 2025a. URL <https://openai.com/index/gpt-4-1/>.
- OpenAI. Introducing gpt-5. *OpenAI Blog Aug 7 2025*, 2025b. URL <https://openai.com/index/introducing-gpt-5/>.
- OpenAI. Gpt-5.1: A smarter, more conversational chatgpt. *OpenAI Blog Nov 12 2025*, 2025c. URL <https://openai.com/index/gpt-5-1/>.
- OpenAI. Introducing openai o3 and o4-mini. *OpenAI Blog Apr 16 2025*, 2025d. URL <https://openai.com/index/introducing-o3-and-o4-mini/>.
- Pawlick, K. Concepts and calculations in human cognitive abilities. *Cattell, RB (Ed.), Handbook of multivariate experimental psychology*, 1966.
- Peng, S., Fu, D., Gao, L., Zhong, X., Fu, H., and Tang, Z. Multimath: Bridging visual and mathematical reasoning for large language models. *arXiv preprint arXiv:2409.00147*, 2024.
- Petrov, Y. I. Memory structure as a psychic function. *Voprosi Psikhologii*, 16:132–136, 1970.
- Rahmanzadehgervi, P., Bolton, L., Taesiri, M. R., and Nguyen, A. T. Vision language models are blind: Failing to translate detailed visual features into words. *arXiv preprint arXiv:2407.06581*, 2024.
- Ramakrishnan, S. K., Wijmans, E., Kraehenbuehl, P., and Koltun, V. Does spatial cognition emerge in frontier models? In *The Thirteenth International Conference on Learning Representations*, 2025.

- Roff, M. A factorial study of tests in the perceptual area. *Psychometric Monograph*, 8, 1953.
- Royce, J. *The conceptual framework for a multifactor theory of individuality*. In "Multivariate Analysis and Psychological Theory" (JR Royce, ed.). Academic Press, London and New York, 1973.
- Rudman, W., Golovanevsky, M., Bar, A., Palit, V., LeCun, Y., Eickhoff, C., and Singh, R. Forgotten polygons: Multimodal large language models are shape-blind. *arXiv preprint arXiv:2502.15969*, 2025.
- Schooler, J. W. and Engstler-Schooler, T. Y. Verbal overshadowing of visual memories: Some things are better left unsaid. *Cognitive psychology*, 22(1):36–71, 1990.
- Shao, H., Qian, S., Xiao, H., Song, G., Zong, Z., Wang, L., Liu, Y., and Li, H. Visual cot: Advancing multimodal language models with a comprehensive dataset and benchmark for chain-of-thought reasoning. *Advances in Neural Information Processing Systems*, 37:8612–8642, 2024.
- Shepard, R. N. and Feng, C. A chronometric study of mental paper folding. *Cognitive psychology*, 3(2):228–243, 1972.
- Shepard, R. N. and Metzler, J. Mental rotation of three-dimensional objects. *Science*, 171(3972):701–703, 1971.
- Song, W., Li, Y., Xu, J., Wu, G., Ming, L., Yi, K., Luo, W., Li, H., Du, Y., Guo, F., et al. M3gia: A cognition inspired multilingual and multimodal general intelligence ability benchmark. *arXiv preprint arXiv:2406.05343*, 2024.
- Song, Y., Ou, T., Kong, Y., Li, Z., Neubig, G., and Yue, X. Visualpuzzles: Decoupling multimodal reasoning evaluation from domain knowledge. *arXiv preprint arXiv:2504.10342*, 2025.
- Sprague, Z., Yin, F., Rodriguez, J. D., Jiang, D., Wadhwa, M., Singhal, P., Zhao, X., Ye, X., Mahowald, K., and Durrett, G. To cot or not to cot? chain-of-thought helps mainly on math and symbolic reasoning. In *The Thirteenth International Conference on Learning Representations*, 2025.
- Team, Q. Introducing qwen-vl. *Qwen Blogs Jan 2024*, 2024. URL <https://qwenlm.github.io/blog/qwen-vl/>.
- Team, Q. Qwen3-vl: Sharper vision, deeper thought, broader action. *Qwen Blogs Sep 22 2025*, 2025. URL <https://qwen.ai/blog?id=qwen3-vl>.
- Thurstone, L. L. Primary mental abilities. *Psychology Monographs*, 1, 1938.
- Thurstone, L. L. *A factorial study of perception*. The University of Chicago Press, 1944.
- Thurstone, L. L. Theories of intelligence. *The scientific monthly*, 62(2):101–112, 1946.
- Van den Bos, E. and Poletiek, F. H. Intentional artificial grammar learning: When does it work? *European Journal of Cognitive Psychology*, 20(4):793–806, 2008.
- Wadhawan, R., Bansal, H., Chang, K.-W., and Peng, N. Contextual: Evaluating context-sensitive text-rich visual reasoning in large multimodal models. In *Forty-first International Conference on Machine Learning*, 2024.
- Wang, P., Bai, S., Tan, S., Wang, S., Fan, Z., Bai, J., Chen, K., Liu, X., Wang, J., Ge, W., et al. Qwen2-vl: Enhancing vision-language model’s perception of the world at any resolution. *arXiv preprint arXiv:2409.12191*, 2024a.
- Wang, P., Li, Z.-Z., Yin, F., Ran, D., and Liu, C.-L. Mv-math: Evaluating multimodal math reasoning in multi-visual contexts. In *Proceedings of the Computer Vision and Pattern Recognition Conference*, pp. 19541–19551, 2025a.
- Wang, X., Xiao, Y., Huang, J.-t., Yuan, S., Xu, R., Guo, H., Tu, Q., Fei, Y., Leng, Z., Wang, W., et al. Incharacter: Evaluating personality fidelity in role-playing agents through psychological interviews. In *Proceedings of the 62nd Annual Meeting of the Association for Computational Linguistics (Volume 1: Long Papers)*, pp. 1840–1873, 2024b.
- Wang, X., Wang, H., Zhang, Y., Yuan, X., Xu, R., Huang, J.-t., Yuan, S., Guo, H., Chen, J., Wang, W., et al. Coser: Coordinating llm-based persona simulation of established roles. *arXiv preprint arXiv:2502.09082*, 2025b.
- Wardell, D. Possible changes in the taxonomies in royce. *Center for Advanced Study in Theoretical Psychology*, pp. 252–261, 1973.
- Wei, J., Wang, X., Schuurmans, D., Bosma, M., Xia, F., Chi, E., Le, Q. V., Zhou, D., et al. Chain-of-thought prompting elicits reasoning in large language models. *Advances in Neural Information Processing Systems*, 35: 24824–24837, 2022.
- Werdelin, I. and Stjernberg, G. The relationship between difficulty and factor loadings of some visual-perceptual tests. *Scandinavian Journal of Psychology*, 12(1):21–28, 1971.
- Witkin, H. A. *A manual for the embedded figures tests*. Consulting Psychologists Press, 1971.



- Wu, A., Brantley, K., and Artzi, Y. A surprising failure? multimodal llms and the nlvr challenge. *arXiv preprint arXiv:2402.17793*, 2024a.
- Wu, W., Mao, S., Zhang, Y., Xia, Y., Dong, L., Cui, L., and Wei, F. Mind’s eye of llms: visualization-of-thought elicits spatial reasoning in large language models. *Advances in Neural Information Processing Systems*, 37: 90277–90317, 2024b.
- Yang, J., Yang, S., Gupta, A. W., Han, R., Fei-Fei, L., and Xie, S. Thinking in space: How multimodal large language models see, remember, and recall spaces. In *Proceedings of the Computer Vision and Pattern Recognition Conference*, pp. 10632–10643, 2025.
- Yang, Z., Chen, J., Du, Z., Yu, W., Wang, W., Hong, W., Jiang, Z., Xu, B., Dong, Y., and Tang, J. Mathglm-vision: Solving mathematical problems with multi-modal large language model. *arXiv preprint arXiv:2409.13729*, 2024.
- Ye, J., Wang, G., Li, Y., Deng, Z., Li, W., Li, T., Duan, H., Huang, Z., Su, Y., Wang, B., et al. Gmai-mmbench: A comprehensive multimodal evaluation benchmark towards general medical ai. *Advances in Neural Information Processing Systems*, 37:94327–94427, 2024.
- Ying, K., Meng, F., Wang, J., Li, Z., Lin, H., Yang, Y., Zhang, H., Zhang, W., Lin, Y., Liu, S., et al. Mmt-bench: A comprehensive multimodal benchmark for evaluating large vision-language models towards multitask agi. In *Forty-first International Conference on Machine Learning*, 2024.
- Zhang, C., Gao, F., Jia, B., Zhu, Y., and Zhu, S.-C. Raven: A dataset for relational and analogical visual reasoning. In *Proceedings of the IEEE/CVF conference on computer vision and pattern recognition*, pp. 5317–5327, 2019.
- Zhang, Y., Bai, H., Zhang, R., Gu, J., Zhai, S., Susskind, J., and Jaitly, N. How far are we from intelligent visual deductive reasoning? In *The First Conference on Language Modeling*, 2024.
- Zhao, H. H., Zhou, P., Gao, D., and Shou, M. Z. Lova3: Learning to visual question answering, asking and assessment. *Advances in Neural Information Processing Systems*, 37, 2024.
- Zimmerman, W. S. The influence of item complexity upon the factor composition of a spatial visualization test. *Educational and Psychological Measurement*, 14(1):106–119, 1954.

## A. Dataset Information

### A.1. Dataset Statistics



Figure 4. **VISFACTOR** integrates 20 subtests adapted from standardized human cognitive assessments. Subtests are organized into four major domains and weighted by test case count (shown numerically), which determines each segment’s visual area.

Table 5. Basic statistics of **VisFACTOR**. It includes 3,046 queries covering 808 questions, which provides sufficient statistical power.

Category	Name	ID	#Questions	#Queries	Guess Acc.
Perceptual & Closure	Hidden Figures Test	CF1	32	160	3.13%
	Hidden Patterns Test	CF2	80	400	3.13%
	Copying Test	CF3	64	64	4.00%
	Gestalt Completion Test	CS1	20	20	0.00%
	Concealed Words Test	CS2	50	50	0.00%
	Snowy Pictures	CS3	24	24	0.00%
	Identical Pictures Test	P3	96	480	3.13%
Reasoning	Figure Classification	I3	28	224	0.23%
	Diagramming Relationships	RL2	30	150	3.13%
Memory	Picture-Number Test	MA1	42	42	4.76%
	Shape Memory Test	MV1	32	128	6.25%
	Building Memory	MV2	24	120	3.13%
	Map Memory	MV3	24	96	6.25%
Visualization & Spatial Reasoning	Card Rotations Test	S1	20	160	0.39%
	Cube Comparisons Test	S2	42	168	6.25%
	Choosing A Path	SS2	32	160	3.13%
	Map Planning Test	SS3	40	80	1.00%
	Form Board Test	VZ1	48	240	3.13%
	Paper Folding Test	VZ2	20	100	3.13%
	Surface Development Test	VZ3	60	180	3.65%
		All	808	3046	2.89%

Table 6. The performance of GPT-4.1-2025-04-14, GPT-4o-2024-11-20, and GPT-4o-Mini-2024-07-18 in **VisFACTOR** using different temperatures of {0.0, 0.5, 1.0}.

	CF1	CF2	CF3	CS1	CS2	CS3	I3	MA1	MV1	MV2	MV3	P3	RL2	S1	S2	SS2	SS3	VZ1	VZ2	VZ3	Total Score
GPT-4.1-2025-04-14-T0.0	0.0	7.5	0.0	10.0	10.0	8.3	17.9	100.0	53.1	8.3	66.7	49.0	23.3	0.0	28.6	0.0	17.5	16.7	5.0	5.0	21.3
GPT-4.1-2025-04-14-T0.5	3.1	13.8	1.6	10.0	12.0	8.3	21.4	100.0	56.2	12.5	70.8	50.0	23.3	0.0	26.2	0.0	20.0	8.3	0.0	5.0	22.1
GPT-4.1-2025-04-14-T1.0	0.0	13.8	4.7	10.0	10.0	8.3	17.9	100.0	53.1	8.3	70.8	47.9	20.0	0.0	33.3	0.0	17.5	10.4	0.0	5.0	21.6
GPT-4o-2024-11-20-T0.0	0.0	15.0	6.2	15.0	8.0	8.3	21.4	100.0	31.2	0.0	62.5	69.8	16.7	0.0	26.2	3.1	20.0	18.8	0.0	5.0	21.4
GPT-4o-2024-11-20-T0.5	3.1	20.0	1.6	10.0	12.0	8.3	25.0	100.0	34.4	8.3	66.7	69.8	0.0	0.0	26.2	0.0	12.5	18.8	0.0	1.7	20.9
GPT-4o-2024-11-20-T1.0	0.0	18.8	1.6	10.0	10.0	4.2	17.9	100.0	34.4	0.0	62.5	64.6	13.3	0.0	23.8	0.0	27.5	20.8	0.0	1.7	20.5
GPT-4o-Mini-2024-07-18-T0.0	6.2	1.2	4.7	20.0	4.0	8.3	10.7	100.0	6.2	0.0	54.2	32.3	3.3	0.0	42.9	3.1	17.5	12.5	0.0	0.0	16.4
GPT-4o-Mini-2024-07-18-T0.5	3.1	1.2	6.2	20.0	4.0	8.3	10.7	100.0	3.1	0.0	50.0	30.2	3.3	0.0	38.1	0.0	15.0	4.2	0.0	1.7	15.0
GPT-4o-Mini-2024-07-18-T1.0	3.1	1.2	9.4	25.0	6.0	8.3	14.3	97.6	15.6	8.3	41.7	32.3	6.7	0.0	33.3	3.1	10.0	4.2	5.0	5.0	16.5

## B. Ablation on Temperature

**Temperatures bring marginal influence.** To assess model robustness against temperatures, we evaluate temperatures 0.5 and 1.0 for three models: GPT-4.1-2025-04-14, GPT-4o-2024-11-20, and GPT-4o-Mini-2024-07-18. As shown in Table 6, the overall performance fluctuates only marginally across temperature settings, and the total score remains stable, indicating that our conclusions are not sensitive to the choice of decoding temperature.

## C. Related Work

**Evaluation with Natural Images.** Natural images are commonly used to evaluate the visual capabilities of MLLMs, as they more closely reflect real-world scenarios (Zhao et al., 2024; Liu et al., 2024a; Chow et al., 2025; Wadhawan et al., 2024). Recent research has emphasized MLLMs’ spatial reasoning abilities (Kamath et al., 2023; Liu et al., 2023; Yang et al., 2025), including tasks such as top-view map interpretation (Li et al., 2024) and region-level depth reasoning (Cheng et al., 2024). However, we argue that natural images often introduce additional noise and variability, making them less suitable for assessing core visual competencies. While benchmarks such as Blink (Fu et al., 2024), MMT-Bench (Ying et al., 2024), Hallusion-Bench (Guan et al., 2024), and CoreCognition (Li et al., 2025b) incorporate synthetic images for tasks like IQ test, visual hallucination detection, and physical reasoning, their overall focus remains primarily on natural image settings.

**Evaluation with Synthetic Images.** Synthetic images have been widely employed to evaluate the fundamental visual reasoning capabilities of MLLMs (Rahmanzadehgervi et al., 2024; Wu et al., 2024a; Chollet et al., 2025; Moskvichev et al., 2023). Prior work has leveraged tasks such as Raven’s Progressive Matrices (Zhang et al., 2024; Song et al., 2024; Cao et al., 2024; Zhang et al., 2019) and the Logic Test from the Chinese Civil Service Examination (Song et al., 2025), which include puzzles conceptually related to our I3 task. VisualSphinx (Feng et al., 2025) further extends this line of work by generating puzzles structurally similar to RPMs. Mental Rotation Tests have also been frequently used (Ramakrishnan et al., 2025; Song et al., 2024), aligning with the design of our S1 and S2 tasks. In addition, synthetic images have supported evaluations of MLLMs on mathematical reasoning problems (Lu et al., 2024; Wang et al., 2025a), including polygons (Rudman et al., 2025) and graph-based challenges (Babaiee et al., 2025). Our proposed **VISFACTOR** advances this direction by providing a more comprehensive evaluation framework for core visual abilities, including 20 tests, systematically grounded in factor analysis from cognitive science. Furthermore, we implement automatic generation for 12 tests,

enabling unlimited training data and ensuring the long-term scalability of the benchmark by high difficulties.

**Enhancing MLLMs’ Visual Ability.** A range of strategies have been proposed to strengthen spatial reasoning in MLLMs, including generating intermediate steps (Li et al., 2025a; Wu et al., 2024b), drawing auxiliary lines (Meng et al., 2023; Hu et al., 2024), incorporating coordinates or depth cues (Liu et al., 2025b; Cai et al., 2024), and augmenting training sets with reasoning data (Shao et al., 2024). Our approach enables automatic generation of high-quality, difficulty-controlled test cases, offering unlimited training data to enhance MLLMs’ visual reasoning.

**Using Psychological Tests on AI.** Recent studies have evaluated AI models from psychological perspectives, including behavioral analysis (Coda-Forno et al., 2024), personality (Huang et al., 2024b;a), emotion (Huang et al., 2024b), and mental disorder (Coda-Forno et al., 2023). Research has found advanced human-like abilities in AI models, including Theory-of-Mind abilities (Liu et al., 2024c; Liang et al., 2023; Huang et al., 2025) and role-playing abilities (Ng et al., 2024; Wang et al., 2024b; 2025b). Inspired from cognitive science, our work provides a comprehensive framework for evaluating foundational visual abilities.

## D. Psychometric Validity

We provide additional psychometric analysis to assess the structure and reliability of our **VISFACTOR**. First, the overall internal consistency across the 20 subtests is ( $\alpha = 0.775$ ), indicating that the benchmark functions as a coherent evaluation while retaining sufficient diversity across tasks. We also report model-level score homogeneity ( $\alpha = 0.987$ ), showing that current MLLMs exhibit highly stable relative rankings across subtests; this reflects model behavior rather than a psychometric property of the test itself.

Second, the full task–task Pearson correlation matrix (shown in Figure 5) demonstrates that no pair of subtests is excessively correlated, confirming that the benchmark is not dominated by any single dimension. For most models, pairwise correlations fall in the 0.6–0.8 range, suggesting consistent yet non-redundant task structure, whereas weaker models such as LLaMA variants produce near-zero correlations with stronger models due to uniformly low performance.

Finally, the correlation patterns also support factor isolation. Subtests associated with the same FRCT cognitive factor (e.g., reasoning: I3, RL2; memory: MA1, MV1–MV3) exhibit moderately higher within-factor correlations, while cross-factor correlations remain lower. Combined with our faithful reproduction of the original item semantics and reasoning requirements, these results indicate that **VISFACTOR** preserves the intended cognitive factor structure.



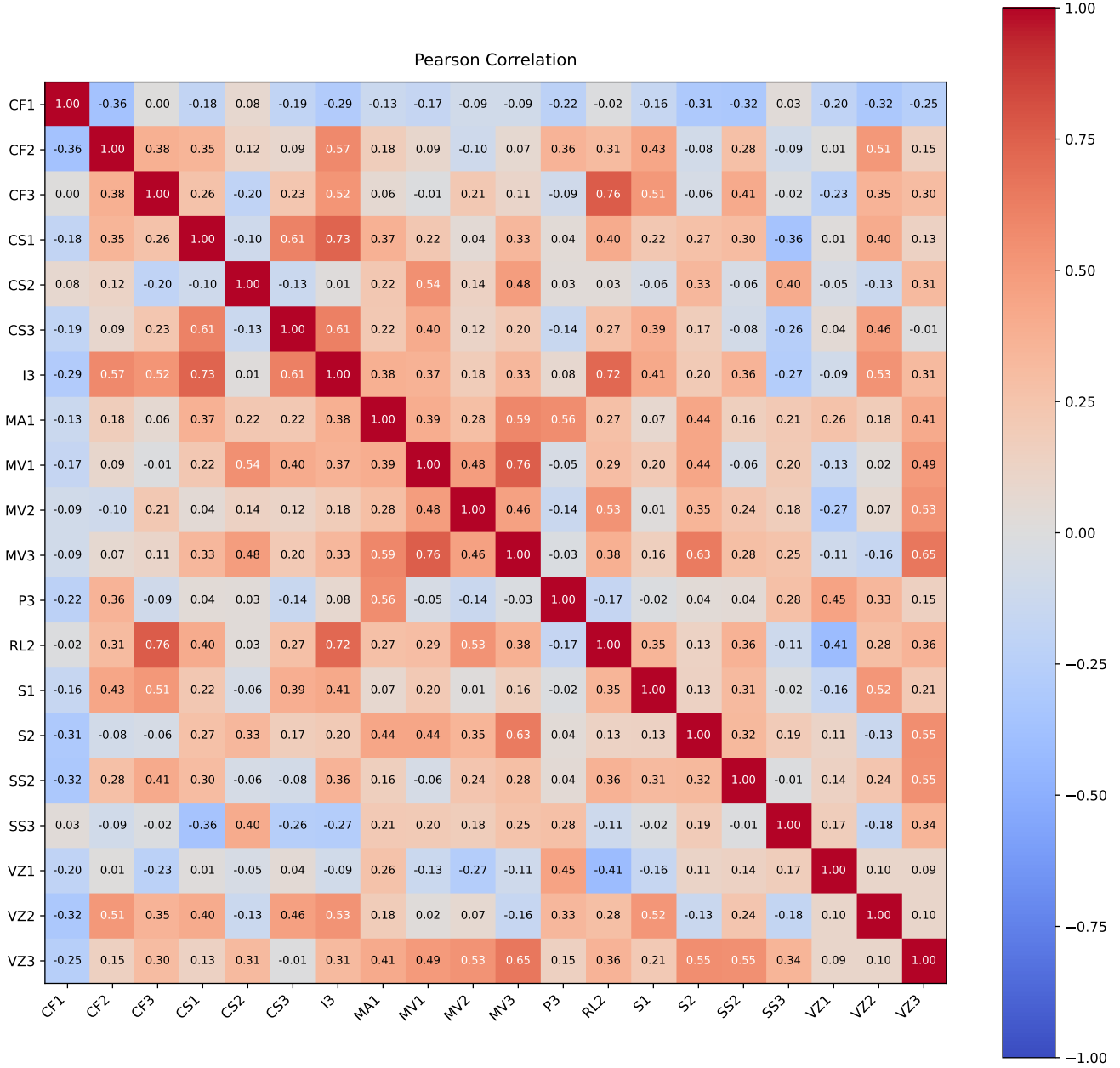


Figure 5. Pearson correlation between all subtests in VISFACTOR.

## E. Implementation Details

### E.1. CF1: Hidden Figures Test

We model each pattern as a graph  $G = (V, E)$  embedded on an axis-aligned  $m \times n$  lattice whose admissible edges join adjacent vertices (4-neighbour plus the two diagonals). Generation starts by deterministically adding the perimeter edges, thereby fixing a closed bounding rectangle and seeding a single connected component. The target edge count is then drawn from  $k \sim \mathcal{N}(\mu, \sigma^2)$  with  $\mu = \rho|E|$  and  $\sigma = \rho_{\text{std}}|E|$  for user-specified density  $\rho \in (0, 1]$  and  $\rho_{\text{std}}$ , and clipped to  $[0, 1] \cdot |E|$ . For sub-pattern detection we represent the user-supplied “model” as its own edge set and enumerate all translations obtained by aligning any model vertex with any pattern vertex; containment reduces to a constant-time subset test per translation, which is tractable for the small grids used here and yields exact, translation-invariant matches without recursion or graph isomorphism search.

### E.2. CF2: Hidden Patterns Test

We introduce a graph-based generator that operates on an  $m \times n$  lattice. We first enumerate the complete set  $\mathcal{E}$  of admissible edges—unit horizontal, vertical, and diagonal connections between adjacent lattice nodes—yielding  $E = |\mathcal{E}|$  potential segments. To guarantee global connectivity, we draw a uniformly random spanning tree  $T \subset \mathcal{E}$  by performing a depth-first search with randomized successor order; this yields exactly  $N - 1$  edges, where  $N = mn$  is the number of nodes. Desired edge density is controlled by sampling a target count  $k \sim \mathcal{N}(\mu, \sigma^2)$  with  $\mu = \rho E$  and  $\sigma = \rho_{\text{std}} E$  for user-specified density  $\rho \in (0, 1]$  and  $\rho_{\text{std}}$ ; the sample is clipped to  $[N - 1, E]$ . We then augment  $T$  with  $k - (N - 1)$  additional edges drawn without replacement from  $\mathcal{E} \setminus T$ , producing a connected graph  $G = (V, E_G)$  whose expected density equals  $\rho$ .

### E.3. CF3: Copying Test

We develop a procedural grid-walk generator that produces paired images. Each instance begins by laying out an  $m \times n$  lattice whose node coordinates are computed analytically from a single size parameter, ensuring scale-invariance across resolutions. A start node is selected uniformly at random and a self-avoiding walk is grown whose length is drawn from a user-specified interval  $[\text{min\_steps}, \text{max\_steps}]$ . At every extension step, the candidate set comprises all yet-unvisited lattice nodes; candidates that would yield a line segment collinear with any existing segment in the path are deterministically excluded via a zero-cross-product test, preventing visual overlap and ensuring topological diversity. Two images are rendered, a reference grid with the start node circled, and a path image

of identical dimensions that shows only the start node and the resulting non-collinear walk.

### E.4. CS1: Gestalt Completion Test

We begin by curating object silhouettes and their labels from public image repositories. Each image is partially occluded with randomly oriented white strokes whose number and width scale linearly with a severity coefficient  $s \in [0, 1]$ .

### E.5. CS2: Concealed Words Test

We synthesize a tunable corpus of occluded word images by sampling from the `top_n_list` in the `wordfreq` Python library, retaining alphabetic tokens whose lengths fall within a user-defined interval and converting them to lower-case. Each word is rendered on a white canvas and then obfuscated by superimposing straight white line segments and circular blotches drawn at random positions. The number, thickness, and radius of these artifacts increase linearly with a continuous severity parameter  $s \in [0, 1]$ , providing precise control over the level of visual concealment.

### E.6. CS3: Snowy Pictures

Building on the silhouettes and labels introduced in CS1, we corrupt every input image in two successive steps. First, we overlay  $n_r$  white rectangles whose side lengths are sampled uniformly up to a fixed fraction of the image’s shorter edge, disrupting local continuity. Next, we draw  $n_\ell$  short, randomly oriented black line segments that imitate dense, edge-like clutter. Both  $n_r$  and  $n_\ell$  scale linearly with a severity parameter  $s \in [0, 1]$ .

### E.7. MA1: Picture-Number Test

Also building on the source from CS1, we first draw  $N$  unique items without replacement and an equal-sized set of distinct two-digit integers  $\{10, \dots, 99\}$ . The two cells are concatenated horizontally to form an atomic pair, and all pairs are then tiled row-major into an  $r \times c$  grid with  $rc \geq N$  and  $|r - c|$  minimized to approximate isotropy, yielding a visually balanced layout regardless of  $N$ . A uniformly random pair is sampled to provide a query image and its label, while the full canvas supplies rich contextual clutter.

### E.8. S1: Card Rotations Test

We devise a lightweight generator that first samples a simple, non-self-intersecting polygon by drawing *i.i.d.* polar radii and sorted angles, and repeatedly rejecting candidates whose (i) shortest edge falls below a minimum-length threshold and (ii) consecutive edge-length differences are within a tight tolerance—two filters that jointly suppress near-symmetries and visually imperceptible edges. We optionally apply a

horizontal mirror, then rotate it by a uniformly random angle before centrally cropping back to the original spatial extent. From every base polygon we generate  $N$  views and record a binary label indicating whether the transformation involved only rotation (true) or a mirror-plus-rotation (false).

### E.9. S2: Cube Comparisons Test

To decide whether two partial observations correspond to the same physical cube, we cast the problem as a constrained search over the 24 right-handed orientations of a cube in  $\mathbb{Z}^3$ . We first “pin” the first view as the reference orientation—its Up, Front and Right faces become the intrinsic Up, Front, Right faces of the cube—which lets us record its three symbols and their rotations in a baseline face-rotation table. For each of the 24 global orientations we then (i) map the observer’s local axes to intrinsic cube faces via simple cross-product geometry, (ii) transform the second view’s reported rotations into the reference frame by adding a pre-computed  $90^\circ$  offset that aligns local “Up” vectors, and (iii) enforce two consistency constraints: (a) the same intrinsic face observed twice must carry identical symbols whose rotations are equivalent under the symbol’s symmetry class (4-fold, 2-fold, or asymmetric), and (b) a symbol may not appear on two different faces. Finally, we randomly generate such three-face views and render them as perspective-correct 3-D cube images.

### E.10. SS3: Map Planning Test

We model the city layout as a rectangular  $m \times n$  lattice in an undirected graph, where each vertex represents a street intersection and each edge a unit-length street segment. From the fully connected lattice we remove a user-specified fraction  $r$  of edges, chosen uniformly at random, and tag their mid-points as circular “road-blocks,” thereby enforcing non-traversable segments while preserving the geometry for visualization.  $N_B$  quarter-square buildings are sampled without replacement from the  $(m-1)(n-1)$  grid cells, along with the two edges each of them touches. Perimeter intersections are labeled in clockwise order using spreadsheet-style indices (A–Z, AA, AB, . . .), after which start–end terminals are selected by random permutation until exactly one shortest path exists between them, which guarantees uniqueness while avoiding exhaustive search. The final instance thus comprises a sparse planar graph with a provably unique geodesic, alongside metadata for blocked edges, buildings and perimeter labels.

### E.11. VZ1: Form Board Test

We design an automatic pipeline that transforms an arbitrary lattice-defined polygon into a “dissect-and-assemble” puzzle while guaranteeing a unique solution under rotation and translation. The target shape is first specified on an  $n \times n$

integer grid as an ordered list of boundary edges. A random integer  $k \in \{3, 4, 5\}$  determines the number of genuine solution pieces. Starting from the full polygon, we iteratively bisect the currently largest fragment with straight grid-aligned cuts whose slopes are limited to  $+\infty, 0, \pm 1, \pm 2, \pm 3$ . Each cut is accepted only if it produces two valid polygons, and the process terminates as soon as  $k$  fragments are obtained. To generate the remaining  $5 - k$  distractor pieces, we re-cut one randomly chosen solution fragment, rejecting candidate fragments whose areas coincide with any existing piece, thereby ensuring that no spurious subset of distractors can reconstruct the target.

### E.12. VZ2: Paper Folding Test

Starting from a unit-square sheet discretized into an  $n \times n$  grid, our algorithm iteratively selects a random fold axis—horizontal, vertical, or an arbitrary offset diagonal of the form  $y = \pm x + c$ . At each step, the square is partitioned by this axis; the half-plane judged closest to the sheet’s geometric center remains stationary, while the opposite half is reflected via an analytic mapping that preserves affine structure. Crucially, we maintain (i) a “Polygon” describing the current outer outline, (ii) an ordered list of internal edges and crease lines, and (iii) the exact set of point holes. These entities are updated by reflecting only those primitives that lie on the moving half and clipping fold-axis segments to the unfolded outline, guaranteeing topological correctness even for degenerate or off-center folds. The complete state history enables deterministic reverse unfolding to generate the answer: holes are “back-propagated” by conditional reflection.

## F. Descriptions and Prompts for all Subtests

This section introduces each subtest in detail and provides the prompts we use in **VISFACTOR**.

### F.1. Closure Flexibility (CF)

The Factor:

*“The ability to hold a given visual percept or configuration in mind so as to disembed it from other well defined perceptual material.”*

Flexibility of closure, a cognitive factor involving the identification of a configuration within a distracting perceptual field, has been linked to the concept of field independence, though they are not considered identical constructs. [Witkin \(1971\)](#) related this factor to both [Thurstone’s flexibility of closure \(Thurstone, 1938\)](#) and [Guilford’s adaptive flexibility \(Guilford, 1967\)](#), suggesting similarities to field independence. [Royce \(1973\)](#) proposed that flexibility of closure may interact with higher-order cognitive factors, while [Hettima \(1968\)](#) posited it as conceptually situated between flexibility and speed of closure. [Wardell \(1973\)](#) argued for its identity with figural adaptive flexibility. [Carroll \(1974\)](#) defined flexibility of closure as involving short-term memory processes that match a figure to its surrounding field, and [Cattell \(1971\)](#) framed it as a restructuring ability central to personality and practical intelligence.

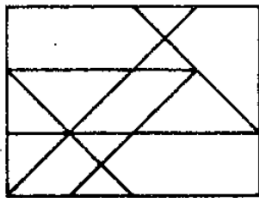
#### Prompt for CF1: Hidden Figures Test

Look at the two images:

Below is the first image, one simple shape:



Below is the second image, a larger, complex pattern:



Task: Decide whether the shape in the first image is hidden anywhere inside the second image. The shape will never be rotated, flipped, or resized. The shape will always be right-side-up and exactly the same size as in the first image.

Output: Respond with only one word: “TRUE” if it is present, “FALSE” if it is not, in JSON format as follows: {"answer": YOUR\_ANSWER\_HERE}.

#### Prompt for CF2: Hidden Patterns Test

Look at the two images:

Below is the first image, a model:



Below is the second image, a pattern:



Task: Decide if the model in the first image is hidden anywhere in the pattern in the second image. The model must be in that exact position, no turning or flipping.

Output: Respond with only one word: “TRUE” if it is present, “FALSE” if it is not, in JSON format as follows: {"answer": YOUR\_ANSWER\_HERE}.


#### Prompt for CF3: Copying Test

Look at the two images:

Below is the first image, a simple line shape:



Below is the second image, a 5 times 5 grid of dots; one dot is circled as the starting point:



Task: Begin at the circled dot on the second image. Copy the shape shown in the first image onto the grid so that every corner of the line sits exactly on a dot. When you are done, the pattern on the grid must look the same as the shape in the first image.

Output: Respond with only a tuple, the dot you finally reach, as a (row, column) pair where the row is counted top-to-bottom and the column left-to-right, in JSON format as follows: {"answer": YOUR\_ANSWER\_HERE}.



## F.2. Closure Speed (CS)

The Factor:

*“The ability to unite an apparently disparate perceptual field into a single concept.”*

The concept of speed of closure refers to the ability to rapidly recognize and organize ambiguous or partially obscured visual stimuli, a process distinct from flexibility of closure, which involves identifying a known configuration within complex figures. This skill is associated with the early identification of out-of-focus and close-up images (Frederiksen, 1967), and involves long-term memory search strategies (Carroll, 1974). It has been linked to cognitive factors like restraint-timidity (Cattell, 1971) and may reflect a broader aptitude for visual scanning and cognitive-affective integration (Thurstone, 1944; Wardell, 1973; Roff, 1953; Adcock & Martin, 1971; Messick & French, 1975).

### Prompt for CS1: Gestalt Completion Test

Look at the incomplete drawing below:



Task: Write the name of the object you think it shows.

Output: Respond with only one or two words, in JSON format as follows: {"answer": YOUR\_ANSWER\_HERE}.

### Prompt for CS3: Snowy Pictures

Look at this image below:

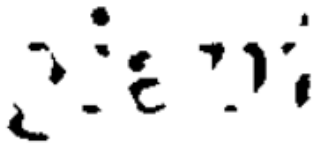


Task: Even if parts are hidden, name the main object you see.

Output: Respond with only one or two words, in JSON format as follows: {"answer": YOUR\_ANSWER\_HERE}.

### Prompt for CS2: Concealed Words Test

Look at the image below, which shows one lowercase English word, but parts of the letters are missing:



Task: Write the complete word. The word is at least four letters long. Use only lowercase letters.

Output: Respond with only the answer word, in JSON format as follows: {"answer": YOUR\_ANSWER\_HERE}.

### F.3. Induction (I)

The Factor:


*“The reasoning abilities involved in forming and trying out hypotheses that will fit a set of data.”*

Research on inductive reasoning suggests it involves both concept formation and hypothesis testing, functioning as a synthesizing process (Wardell, 1973). Evidence points to several subfactors, with figure classification being particularly distinct (Harris & Harris, 1971). Guilford & Hoepfner (1966) identified 16 types of inductive ability, while Dye & Very (1968) proposed distinct inductive and symbolic-inductive reasoning factors. Though Pawlick (1966) argued that induction and general reasoning are not separate, Cattell (1971) allowed for a possible figural reasoning factor. Carroll (1974) emphasized the role of long-term memory search in induction, noting that success depends on the content of a “general logic store” and the ability to construct new hypotheses through serial operations.

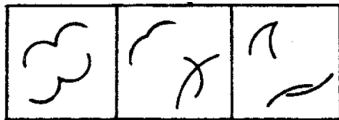
#### Prompt for I3: Figure Classification

Look at the four images:

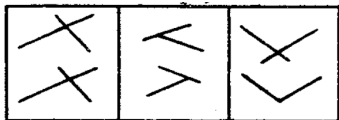
Below is the first image, three figures in the Group 1:




Below is the second image, three figures in the Group 2:



Below is the third image, three figures in the Group 3:



Below is the fourth image, the figure to classify:



Task: Inside a group, all three figures share one rule. Different groups follow different rules. Find the rule and decide whether the figure in the fourth image belongs to Group 1, 2, or 3.

Output: Respond with only the group number (1, 2, or 3), in JSON format as follows: {"answer": YOUR\_ANSWER\_HERE}.

### F.4. Associative Memory (MA)

The Factor:


*“The ability to recall one part of a previously learned but otherwise unrelated pair of items when the other part of the pair is presented.”*

Tasks assessing this factor are similar to those used in paired-associates learning and may involve memory for non-meaningful material. This factor reflects intermediate-term memory processes, where individual differences arise from the use of strategies such as short-term rehearsal and the identification of mnemonic mediators in long-term memory (Carroll, 1974).

#### Prompt for MA1: Picture-Number Test

Look at the two images:

Below is the first image, the 21 picture-number pairs to memorize:



Below is the second image, a picture:



Task: Write down the number that the picture in the second image belongs to, as shown in the first image.

Output: Respond with only a number, in JSON format as follows: {"answer": YOUR\_ANSWER\_HERE}.

## E.5. Visual Memory (MV)

The Factor:


*“The ability to remember the configuration, location, and orientation of figural material.”*

Visual memory involves distinct cognitive processes beyond mere test content, as suggested by research on iconic memory, which stores visual impressions (Thurstone, 1946). While Thurstone (1946) argued that “the memorizing factor transcends the nature of the content,” later studies demonstrated that visual memory is a multifaceted construct. Guilford (1967) identified six figural memory abilities, and Petrov (1970) distinguished between factors for iconic memory and short-term visual retention, indicating the presence of sub-factors within visual memory.

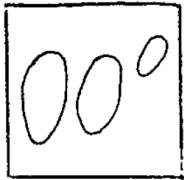
### Prompt for MV1: Shape Memory Test

Look at the two images:

Below is the first image, memorize each shape and the way it is turned:



Below is the second image:



Task: Decide whether the following statement is true or false: the second image does not show any part of the first image with the same shapes in the same orientation.


(!!!) Three other prompts are: (1) the second image does not show any part of the first image with the same shapes in the same orientation (2) some part of the first image contains the second image with the same shapes in the same orientation (3) some part of the first image does not contain the second image with the same shapes in the same orientation

Output: Respond with only one word: “TRUE” or “FALSE”, in JSON format as follows: {"answer": YOUR\_ANSWER\_HERE}.

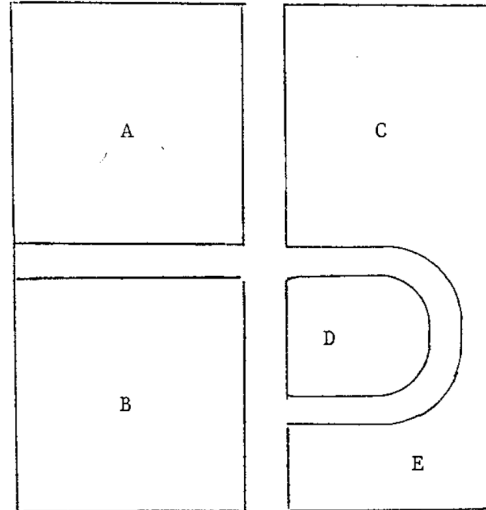
### Prompt for MV2: Building Memory

Look at the two images:

Below is the first image, memorize where every building sits on this street map:



Below is the second image, the streets are the same, but each block is labeled A, B, C, D, E:



Below is the third image, a building:



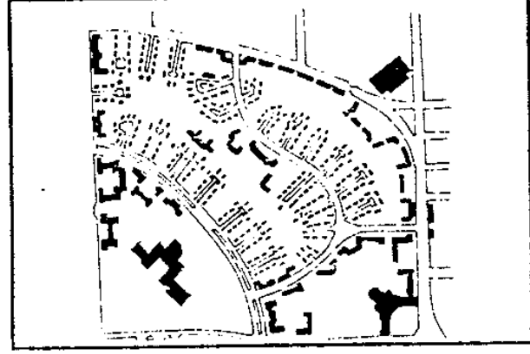
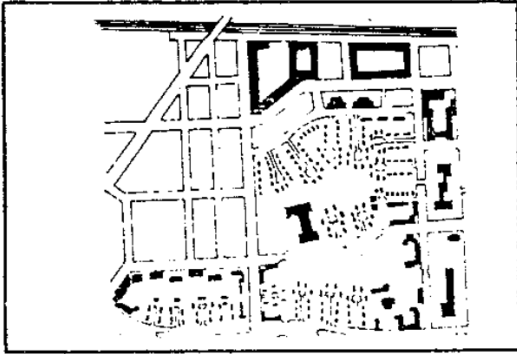
Task: Decide whether the building in the third image is in block E.

Output: Respond with only one word: “TRUE” if it is, “FALSE” if it is not, in JSON format as follows: {"answer": YOUR\_ANSWER\_HERE}.

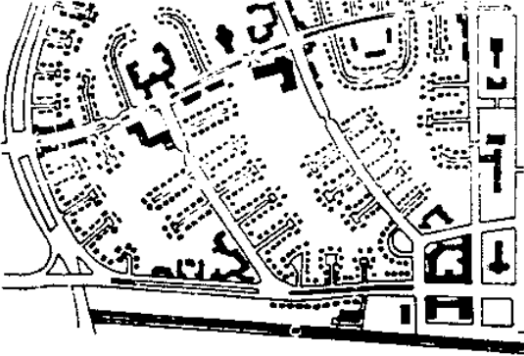
Prompt for MV3: Map Memory

Look at the two images:

Below is the first image, memorize each map:



Below is the second image, a single map:



Task: Decide whether the following statement is true or false: the map in the second image appears in the first image.

(!!!) Three other prompts are: (1) the map in the second image does not appear in the first image (2) the maps in the first image contain the map in the second image (3) the maps in the first image do not contain the map in the second image

Output: Respond with only one word: "TRUE" or "FALSE", in JSON format as follows: {"answer": YOUR\_ANSWER\_HERE}.



## E.6. Perceptual Speed (P)

The Factor:

*“Speed in comparing figures or symbols, scanning to find figures or symbols, or carrying out other very simple tasks involving visual perception.”*

Perceptual speed has been described as comprising three components: (1) perceptual fluency, or the readiness with which individuals switch between alternating percepts; (2) decision speed, or the readiness of choice when the response is not fully driven by sensory input (Thurstone, 1938; Künnapas, 1969); and (3) immediate perceptual memory. Carroll (1974) defines perceptual speed as involving the temporal aspects of visual search through a field of specified elements by accessing sensory buffers. It may be related to flexibility of closure (Pawlick, 1966; Ekstrom, 1973) or to an “automatic process” factor. Additionally, (Royce, 1973) suggested it may be a subfactor of the scanning cognitive style and possibly linked to the automatization cognitive style. It may be the centroid of several subfactors (including form discrimination and symbol discrimination) which can be separated but are more usefully treated as a single concept for research purposes.

### Prompt for P3: Identical Pictures Test

Look at the two images:

Below is the first image, the target object:



Below is the second image, the test object:



Task: Decide whether the two objects are exactly the same.

Output: Respond with only one word: “TRUE” if they are, “FALSE” if they are not, in JSON format as follows: {"answer": YOUR\_ANSWER\_HERE}.

## E.7. Logical Reasoning (RL)

The Factor:

*“The ability to reason from premise to conclusion, or to evaluate the correctness of a conclusion.”*

The cognitive factor historically referred to as “Deduction” (Thurstone, 1938), later termed “Syllogistic Reasoning,” and also known as “Logical Evaluation”, involves evaluating the correctness of presented answers rather than pure deductive reasoning (Guilford, 1967). Carroll (1974) emphasized its complexity, highlighting the need for retrieving meanings and algorithms from long-term memory and applying serial operations, with individual differences influenced by content, timing, and attentional focus on stimuli.

### Prompt for RL2: Diagramming Relationships

Look at the image below:



Each circle stands for one group of things. Simple rules:

1. A circle inside another: all things in the inner group belong to the outer group.
2. Circles that overlap partly: the two groups share some, but not all, things.
3. Circles that do not touch: the two groups share nothing.

Task: Decide whether the image follows these rules for the three groups: Desks, furniture, pencils.

Output: Respond with only one word: “TRUE” if it shows the relationships for the three groups, “FALSE” if it does not, in JSON format as follows: {"answer": YOUR\_ANSWER\_HERE}.

## F.8. Spatial Relations (S)

The Factor:

*“The ability to perceive spatial patterns or to maintain orientation with respect to objects in space.”*

Research has differentiated between spatial orientation and visualization, suggesting that while spatial orientation involves perceiving figures as wholes and performing mental rotation (Zimmerman, 1954; Werdelin & Stjernberg, 1971), visualization requires more complex restructuring and serial operations (Carroll, 1974; Shepard & Metzler, 1971). Although some distinguished between spatial relations and orientation (with the latter involving the observer’s body), Guilford & Hoepfner (1971) treated them as a single cognitive factor linked to egocentrism.


### Prompt for S1: Card Rotations Test

Look at the two images:

Below is the first image, the target shape:



Below is the second image, the test shape:



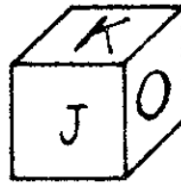
Task: The test shapes may be rotated, but they are not allowed to be flipped (mirrored). Decide whether test shape is the same shape as the target.

Output: Respond with only one word: “TRUE” if it is, “FALSE” if it is not, in JSON format as follows: {"answer": YOUR\_ANSWER\_HERE}.

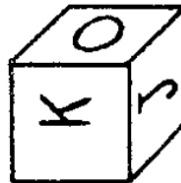
### Prompt for S2: Cube Comparisons Test

Look at the two images:

Below is the first image, the first cube:



Below is the second image, the second cube:



Rules:

1. Each cube has six faces. Every face shows a different letter, number, or symbol.
2. Hidden faces may show any symbols, but no symbol appears on more than one face of the same cube.

Task: Decide whether the following statement is true or false: the first cube is a certain view of the second cube after it is turned.

(!!!) Three other prompts are: (1) the first cube is not any view of the second cube no matter how it is turned (2) the second cube is a certain view of the first cube after it is turned (3) the second cube is not any view of the first cube no matter how it is turned

Output: Respond with only one word: “TRUE” or “FALSE”, in JSON format as follows: {"answer": YOUR\_ANSWER\_HERE}.

## F.9. Spatial Scanning (SS)

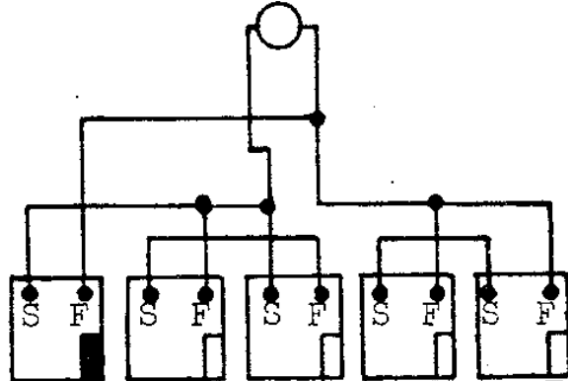
The Factor:

*“Speed in exploring visually a wide or complicated spatial field.”*

The ability to navigate a paper maze relies on quickly scanning for viable paths and rejecting false leads, engaging a visual search process somewhat akin to scanning text for comprehension. While sometimes associated with “planning,” the process primarily reflects a willingness to visually evaluate options before committing. Carroll (1974) noted that this skill involves managing sensory input and that individuals may adopt strategies such as working backward from the goal to simplify the task.

### Prompt for SS2: Choosing A Path

Look at the diagram shown in the image below:



Rules:

1. You may switch lines only where a black dot is drawn.
2. Lines that cross or touch without a dot are not connected.
3. The path must stay inside the chosen box and must not stop at a dead-end.

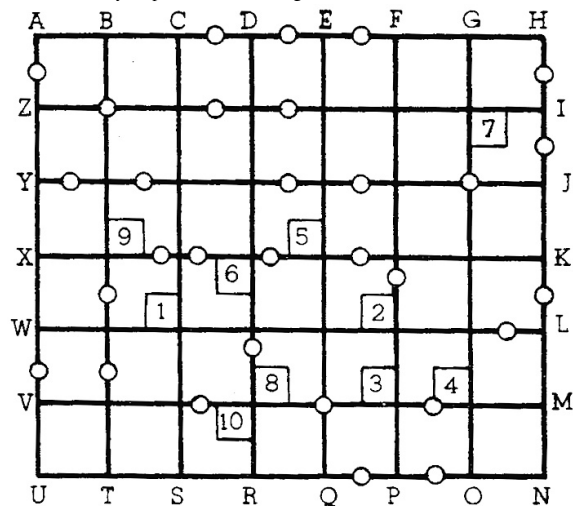
Task: For box E, decide if there is one continuous line that:

1. Starts at S inside that box.
2. Reaches the single circle at the top.
3. Comes back to F inside the same box without entering any other box.

Output: Respond with only one word: “TRUE” if box E meets all the rules, “FALSE” if it does not, in JSON format as follows: {"answer": YOUR\_ANSWER\_HERE}.

### Prompt for SS3: Map Planning Test

Look at the city map shown in the image below:



In the map:

1. Streets = black lines.
2. Circles = road-blocks (you cannot cross there).
3. Numbered squares = buildings.

Task: Find the shortest street route from F to T. Rules:

1. The route will always touch the side of one and only one numbered building.
2. Touching only a corner does not count.
3. Move only along streets (horizontal or vertical), never through circles.

Output: Respond with only one number: the number on the building your shortest route touches, in JSON format as follows: {"answer": YOUR\_ANSWER\_HERE}.

## F.10. Visualization (VZ)

The Factor:

*“The ability to manipulate or transform the image of spatial patterns into other arrangements.”*

Visualization and spatial orientation are related cognitive factors, yet visualization involves mentally restructuring figures into components for manipulation, making it more complex than spatial orientation, which deals with rotating entire figures. While some researchers view visualization as a higher-order or secondary factor encompassing various spatial abilities (Cattell, 1971; Royce, 1973), others emphasize its reliance on short-term visual memory and serial processing (Carroll, 1974). Analytic strategies, such as identifying symmetry and reflection planes, are often used in visualization tasks, as illustrated by Shepard & Feng (1972)’s work on paper-folding tests.

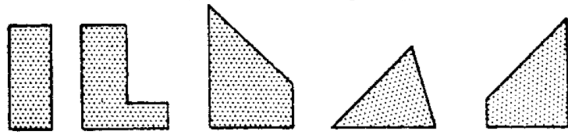
### Prompt for VZ1: Form Board Test

Look at the two images:

Below is the first image, which is the figure you must make:



Below is the second image, which are the five pieces you can use:



Rules:

1. Use 2–5 of the pieces to fill the figure exactly.
2. You may rotate pieces but do not flip them.

Task: Decide whether the Fifth piece is in the set of pieces that makes the figure.

Output: Respond with only one word: “TRUE” if it is or “FALSE” if it is not, in JSON format as follows: {"answer": YOUR\_ANSWER\_HERE}.

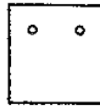
### Prompt for VZ2: Paper Folding Test

Look at the two images:

Below is the first image, a step-by-step drawing of a square sheet being folded (solid lines) and then punched (small circle marks):



Below is the second image, the same sheet shown completely unfolded, with any holes that appear:



Task:

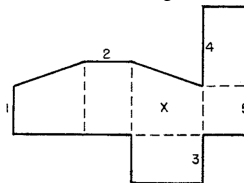
1. Mentally follow every fold in the first image exactly as drawn. Do not flip or rotate the paper except for the folds shown.
2. Imagine a hole being punched through all layers where each circle is drawn.
3. Unfold the paper, step by step, in reverse order of the folds, keeping the sheet’s original orientation.
4. After it is flat, note where every hole should appear on the sheet.
5. Compare this mental result with the pattern of holes in the second image.

Output: Respond with only one word: “TRUE” if every hole (number and position) in the second image matches your mental result exactly, otherwise “FALSE”, in JSON format as follows: {"answer": YOUR\_ANSWER\_HERE}.

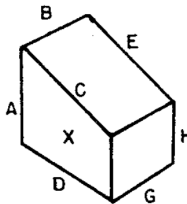
### Prompt for VZ3: Surface Development Test

Look at the two images:

Below is the first image, the flat paper:



Below is the second image, the 3-D object:



Task: Fold the flat paper in the first image on every dashed line so that the face marked X ends up on the outside of the 3-D object in the second image. Decide edge 5 on the flat paper in the first image touches which lettered edge on the 3-D object in the second image after folding. (!!!) Decide whether the pair of one letter on the 3-D object in the second image and one number on the flat paper in the first image: (5, H) are two edges that touch each other after folding.

Output: Respond with only one letter, in JSON format as follows: {"answer": YOUR\_ANSWER\_HERE}.

(!!!) Output: Respond with only one word: “TRUE” if they touch, “FALSE” if they do not, in JSON format as follows: {"answer": YOUR\_ANSWER\_HERE}.

## G. Solutions and Failure Cases from GPT-4o

### Solution to CF1: Hidden Figures Test

1. **Identify the Pattern**: Examine the small shape in the first image and record its exact pixel or cell configuration (e.g., a 2D grid of colors or pixels).
2. **Scan the Larger Image**: Systematically slide a window of the same size as the first image over the second image, checking each possible sub-region.
3. **Compare**: For each sub-region, check if it matches the pattern from the first image exactly—no rotation, flip, or size change allowed.
4. **Decision**: If an exact match is found, output "answer": "TRUE". If no match is found after scanning the entire larger image, output "answer": "FALSE".

### Solution to CF2: Hidden Patterns Test

1. **Identify Model Dimensions**: Note the size (rows x columns) of the model in the first image.
2. **Scan Pattern Image**: Slide a window of the same dimensions across the second image (top-left to bottom-right).
3. **Check for Exact Match**: At each position, compare the sub-section of the pattern with the model.
4. **No Rotation or Flip**: Ensure the comparison uses the model as-is, without any transformations.
5. **Return Result**: If an exact match is found, return "answer": "TRUE". Otherwise, return "answer": "FALSE".

### Solution to CF3: Copying Test

1. **Observe the shape** in the first image and break it into straight line segments along the grid.
2. **Start at the circled dot** in the second image.
3. **Trace the same movements** (up/down/left/right/diagonal) from the start point, replicating the shape exactly by placing corners on the grid dots.
4. **Count steps carefully** to ensure each corner aligns with a grid dot as in the original shape.
5. **Record the final dot** reached after completing the entire shape.

### Solution to CS1: Gestalt Completion Test

1. **Observe the drawing**: Look closely at the curved and linear segments to infer what object is being sketched.
2. **Look for familiar outlines**: Identify key features—shapes, proportions, and positioning—that suggest a common object (e.g., wheels, body, handles).
3. **Mentally complete the figure**: Use the partial lines to visualize what the full object would look like.
4. **Identify the object**: Based on the partial sketch, determine the most likely object.

### Solution to CS2: Concealed Words Test

1. **Analyze the visible fragments**: Identify parts of letters that are still visible and match them to possible lowercase letters.
2. **Visualize missing parts**: Mentally fill in the gaps based on typical letter structures.
3. **Look for patterns**: Combine identified letters into a coherent word, considering common English words.
4. **Verify length**: Ensure the word is at least four letters long and uses only lowercase letters.

### Solution to CS3: Snowy Pictures

1. **Identify visible features**: Focus on the parts that are not hidden—shape, color, structure, or details that hint at the object.
2. **Infer the whole object**: Use context and symmetry to mentally complete the object, even if part is obscured.
3. **Choose the most likely object**: Based on the visible portion and common objects with that appearance.

### Solution to I3: Figure Classification

1. **Examine Group 1 and Group 2 figures**: Look for common traits shared within each group (e.g., shape count, orientation, fill patterns, symmetry).
2. **Identify the rule per group**: Determine what consistent rule applies to all three figures in each group (e.g., all shapes have a diagonal line, or all contain a specific number of elements).
3. **Compare rules between groups**: Make sure the rule is not shared across groups—each group must have a distinct rule.
4. **Analyze the figure to classify**: Determine which group's rule the new figure follows.
5. **Assign it to the correct group**: Match the figure to the group with the corresponding visual rule.

### Solution to MA1: Picture-Number Test

1. **Study the 21 picture-number pairs** in the first image: Memorize or note the associations between each unique picture and its corresponding number.
2. **Examine the picture in the second image**: Identify the object or scene shown.
3. **Match the second image** to one of the 21 pictures from the first image by comparing visual features.
4. **Retrieve the associated number** from the first image that corresponds to the matched picture.
5. **Return the number** in the required JSON format.

### Solution to MV1: Shape Memory Test

1. **Memorize the shapes and orientations** in the first image: Focus on each shape's design and the direction it's facing (rotation or reflection).
2. **Examine the second image**: Identify the specific shape and its orientation shown here.
3. **Compare it to the memorized shapes**: Look for an exact match in both shape and orientation from the first image.
4. **Evaluate the statement**: Determine if the given claim (e.g., "This shape matches one from the first image") accurately reflects what is shown.
5. **Decide if the statement is TRUE or FALSE** based on your comparison.

### Solution to MV2: Building Memory

1. **Memorize the street map**: in the first image: Note the position of each unique building relative to the street layout.
2. **Study the block labels**: in the second image: Understand how the blocks (A–E) correspond to the same street layout from the first image.
3. **Identify the building**: in the third image: Match its shape, size, and features to one on the original street map.
4. **Locate that building**: on the labeled block map from the second image.
5. **Determine if it is in the specified block**: Compare its actual position to the named block in the question.

### Solution to MV3: Map Memory

1. **Memorize the maps**: in the first image: Focus on the layout of walls, paths, and any unique structures in each map.
2. **Examine the single map**: in the second image: Pay attention to the same features—structure, layout, and orientation.
3. **Compare the second map**: to the ones memorized: Check for exact matches or close similarities, including possible rotations or reflections.
4. **Evaluate the statement**: Determine whether it correctly asserts a match (or lack thereof) between the second map and any from the first image.
5. **Answer TRUE or FALSE**: depending on whether the claim aligns with your comparison.

### Solution to P3: Identical Pictures Test

1. **Study the target object**: in the first image: Note its overall shape, orientation, components, and details.
2. **Examine the test object**: in the second image: Observe the same features—shape, structure, and orientation.
3. **Compare both objects**: precisely: Check for any differences in angles, positioning, parts, or missing elements.
4. **Determine exact match**: Decide if the test object is an identical copy of the target object in all aspects.

### Solution to RL2: Diagramming Relationships

1. **Understand the group relationships described**: in the statement (e.g., one group is a subset of another, or groups partially overlap or are completely separate).
2. **Interpret the image**: Analyze how the circles are arranged—nested, overlapping, or separate.
3. **Match visual arrangement to rules**:
  - Inner circle → subset.
  - Partial overlap → some shared elements.
  - No contact → no shared elements.
4. **Compare stated relationships to the diagram**: Check if the image visually represents the described group relationships.

### Solution to S1: Card Rotations Test

1. **Analyze the target shape**: Note the structure, angles, and direction of each segment.
2. **Examine the test shape**: Look closely at its geometry and orientation.
3. **Mentally rotate the test shape**: Try 90°, 180°, and 270° rotations to see if it matches the target shape.
4. **Avoid flipping**: Ensure no mirroring is involved—only rotation is allowed.
5. **Compare for an exact match**: If any rotation results in a match with the target shape, it's the same.

### Solution to S2: Cube Comparisons Test

1. **Observe the visible faces**: on both cubes: Note which letters, numbers, or symbols are shown.
2. **Apply the rule**: Each symbol can appear only once per cube.
3. **Check the statement**: Determine if it claims, for example, that both cubes can show the same symbol on different faces.
4. **Assess the possibility**: If a symbol appears on both cubes, that's allowed. But if the statement implies a repeat **on the same cube**, and that symbol is already visible, then it's **FALSE**.
5. **Use logic for hidden faces**: Hidden symbols must be unique on the same cube, so validate the claim accordingly.

### Solution to SS2: Choosing A Path

1. **Identify box [X]**: Locate the specific box labeled with the given identifier (e.g., A, B, etc.).
2. **Trace the path from S**: Begin at the "S" (Start) within that box and follow valid line connections.
3. **Follow only allowed connections**: Switch lines only at black dots; ignore line crossings without dots.
4. **Reach the single circle**: Confirm there's a path to the circle at the top within the same box.
5. **Return to F**: Ensure a path continues from the circle back to "F" (Finish) without dead ends or exiting the box.
6. **Check for continuity**: Confirm the entire path is unbroken, valid, and obeys all rules.

### Solution to SS3: Map Planning Test

1. **Identify the starting and ending points**: Determine the origin location mentioned (e.g., an address or landmark) from the input.
2. **Trace valid street paths**: Follow black lines only, avoiding any paths blocked by circles (road-blocks).
3. **Evaluate shortest routes**: Try different paths from start to end, counting steps while obeying street and block rules.
4. **Check building contact**: Ensure each route touches the side (not just corner) of only **one** numbered building.
5. **Choose the shortest valid path**: Among all such routes, pick the one with the fewest steps and identify the building it touches.
6. **Output the building number**: Return only the number of the building that the shortest valid path touches.

### Solution to VZ1: Form Board Test

1. **Examine the target figure and puzzle pieces**: Analyze the target shape's structure and the five given pieces, noting their shapes and how they might fit together.
2. **Identify usable pieces**: Consider each piece's potential rotations (no flipping), and determine which combinations (using 2–5 pieces) can fill the target figure exactly.
3. **Test combinations logically**: Mentally or visually try valid combinations of pieces that can recreate the target shape without gaps or overlaps.
4. **Check for inclusion of the highlighted piece**: For each valid solution, confirm whether the highlighted (‘**ADDITIONAL\_0**’) piece is included.
5. **Decide TRUE or FALSE**: If the highlighted piece appears in at least one valid combination that forms the figure, answer TRUE; otherwise, answer FALSE.

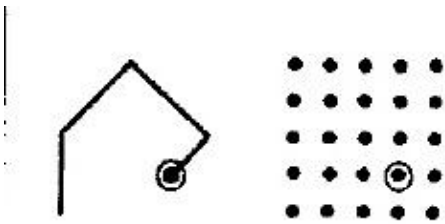
### Solution to VZ2: Paper Folding Test

1. **Analyze the folding sequence**: Follow each fold step-by-step in the order shown, ensuring the paper orientation is preserved.
2. **Track fold layers**: At each fold, visualize how layers stack on top of each other.
3. **Simulate hole punches**: When a hole is punched through all layers, determine where it would pass through based on the stacked layers.
4. **Unfold in reverse order**: Carefully reverse each fold, mentally tracking where the hole marks should appear on the unfolded paper.
5. **Compare with the second image**: Check that the number, position, and symmetry of all holes match exactly with your mental unfolding.

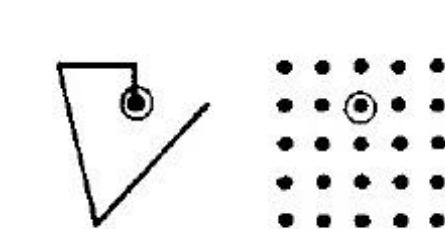


**Solution to VZ3: Surface Development Test**


1. **Identify face X**: on the flat paper: This face must end up on the outside of the folded 3D object.
2. **Visualize folding**: Mentally fold the paper along the dashed lines to form the 3D shape shown in the second image, ensuring X is on the correct face.
3. **Track edge positions**: Focus on the specified edge (e.g., "edge A") and determine how it moves and which edge it connects to after folding.
4. **Compare with the 3D object**: Match the final position of the folded edge to the labeled edges on the 3D object.
5. **Identify the corresponding edge**: Find the lettered edge that directly touches the given flat paper edge after all folds are complete.

**Failure of CF3: Copying Test (Length)****Step-by-Step Solution:**

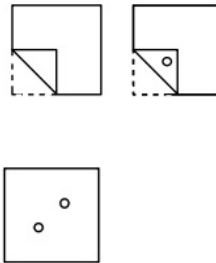
1. I'm starting at the dot at (4, 4). The first line goes diagonally up and to the right, so I take one step to (3, 5).
  2. Then, there's a longer line going back up towards the left. I follow that diagonal path all the way up to (1, 3).
  3. From there, the shape turns down and to the left, so I make a small diagonal move to (2, 2).
  4. Finally, the last part is just a straight vertical line going down, which brings me to (3, 2).
- The final coordinate is (3, 2).

**Failure of CF3: Copying Test (Angle)****Step-by-Step Solution:**

1. Alright, starting at the circled dot which is at (2, 3). First, I see a short vertical line going straight up, so I'll move one spot to (1, 3).
  2. Then the line turns sharply to the left, going straight across to (1, 1).
  3. From there, it drops down in a long diagonal. It looks like a typical 45-degree angle, so if I follow that path down and to the right, I go through (2, 2) and (3, 3) and land on (4, 4).
  4. Finally, there's a little tail pointing up and right, so I take one diagonal step to finish at (3, 5).
- The final coordinate is "answer": (3, 5).

**Failure of CF3: Copying Test (Cannot Jump Steps)****Step-by-Step Solution:**

1. **Identify Start**: I locate the starting point on the grid at circle (1, 1).
2. **First Segment**: I look at the first long line in the image. It looks like a diagonal line pointing down and to the right (approximately 45 degrees). I will follow this direction, moving from (1, 1) to (3, 3).
3. **Second Segment**: From (3, 3), I see a short line going straight down. I move one step down to (4, 3).
4. **Third Segment**: Finally, I see a small line going to the right. I move one step right to (4, 4).
5. **Conclusion**: The final position is (4, 4).

**Failure of VZ2: Paper Folding Test (Descriptions)****Step-by-Step Solution:**

1. **Initial Setup**:
  - The square sheet starts flat.
  - The first fold is made by folding the bottom-left corner up to the top-right corner, creating a triangular fold.
2. **Punching the Hole**:
  - After the fold, a hole is punched through all layers at the marked position (near the center of the folded triangle).
3. **Unfolding the Sheet**:
  - Reverse the fold to return the sheet to its original flat state.
  - Since the hole was punched through all layers of the folded sheet, it will create multiple holes when unfolded.
4. **Analyzing the Hole Placement**:
  - The fold creates two layers of paper.
  - A single punch through the folded sheet results in two holes when unfolded.
  - The two holes will be symmetrically placed along the diagonal fold line.
5. **Comparing with the Second Image**:
  - The second image shows two holes symmetrically placed along the diagonal of the square sheet.
  - The positions of the holes in the second image match the expected result from the mental process.

**Final Answer:**

The second image matches the mental result exactly. "answer": "TRUE"

## H. Copyright Issues

According to the licensing information provided by ETS, the PDF version of the Kit of Factor-Referenced Cognitive Tests is made available to researchers for academic use. The licensing agreement specifies royalty requirements for researchers who reproduce physical copies of the specimen test booklets for test administration. Our work does not involve administering the tests to human participants, printing, or reproducing test forms. We only use AI to process the visual contents of the scanned items directly from the publicly accessible PDF.

However, we fully acknowledge that the availability of the PDF does not imply that the underlying FRCT items are in the public domain, nor that we are permitted to redistribute copyrighted test content. Therefore, we do not release any original FRCT items. To ensure full compliance, our public release includes only derived and non-copyrighted materials, including our generated items, metadata, and model outputs or analyses. This approach allows our work to remain entirely within the bounds of permissible academic use while avoiding any redistribution of proprietary test materials.

## I. Limitations

**Psychometric Purity.** VISFACTOR inherits the FRCT assumption that each sub-test isolates a single latent visual factor (Ekstrom et al., 1974; 1975). In reality, human cognition is highly inter-dependent: even a seemingly “pure” mental-rotation item also taps working memory, executive control, and verbal encoding. Sub-test scores should therefore be read as *upper-bound indicators* of factor competence, not as proofs of modularity. For the same reason, factor-level comparisons across models must be interpreted with caution, especially when subtle prompt differences can shift the mixture of underlying skills that a model exploits.

**Digitization Gap.** The original FRCT was administered on paper, under timed and proctored conditions. Our pipeline converts items to separate images and accepts typed responses, eliminating motor demands but also removing contextual cues such as page layout and time pressure. We also simplify the original instructions for MLLMs. These changes inevitably alter item difficulty, so direct numerical comparisons with legacy human norms are inappropriate.

**Missing Contemporary Human Baseline.** We have not re-collected human performance under the digital protocol, leaving open questions about the relative difficulty of the adapted items and about ceiling effects that may mask model progress. Gathering calibrated human baselines—ideally across age groups and devices—would help normalize model scores and identify items whose difficulty distribution shifted during digitization.