

Joint Similarity Item Exploration and Overlapped User Guidance for Multi-Modal Cross-Domain Recommendation

Weiming Liu

College of Computer Science,
Zhejiang University, Hangzhou
China
21831010@zju.edu.cn

Chaochao Chen*

College of Computer Science,
Zhejiang University, Hangzhou
China
zjuccc@zju.edu.cn

Jiahe Xu

College of Computer Science,
Zhejiang University, Hangzhou
China
jiahexu@zju.edu.cn

Xinting Liao

College of Computer Science,
Zhejiang University, Hangzhou
China
xintingliao@zju.edu.cn

Fan Wang

College of Computer Science,
Zhejiang University, Hangzhou
China
fanwang97@zju.edu.cn

Xiaolin Zheng

College of Computer Science,
Zhejiang University, Hangzhou
China
xlzheng@zju.edu.cn

Zhihui Fu

OPPO Research Institute, Shenzhen
China
hzzhzzf@gmail.com

Ruiguang Pei

OPPO Research Institute, Shenzhen
China
peiruiguang@gmail.com

Jun Wang

OPPO Research Institute, Shenzhen
China
junwang.lu@gmail.com

Abstract

Cross-Domain Recommendation (CDR) has been widely investigated for solving long-standing data sparsity problem via knowledge sharing across domains. In this paper, we focus on the Multi-Modal Cross-Domain Recommendation (MMCDR) problem where different items have multi-modal information while few users are overlapped across domains. MMCDR is particularly challenging in two aspects: fully exploiting diverse multi-modal information within each domain and leveraging useful knowledge transfer across domains. However, previous methods fail to cluster items with similar characteristics while filtering out inherit noises within different modalities, hurdling the model performance. What is worse, conventional CDR models primarily rely on overlapped users for domain adaptation, making them ill-equipped to handle scenarios where the majority of users are non-overlapped. To fill this gap, we propose Joint Similarity Item Exploration and Overlapped User Guidance (SIEOUG) for solving the MMCDR problem. SIEOUG first proposes similarity item exploration module, which not only obtains pair-wise and group-wise item-item graph knowledge, but also reduces irrelevant noise for multi-modal modeling. Then SIEOUG proposes user-item collaborative filtering module to aggregate user/item embeddings with the attention mechanism for collaborative filtering. Finally SIEOUG proposes overlapped user guidance module with optimal user matching for knowledge

sharing across domains. Our empirical study on Amazon dataset with several different tasks demonstrates that SIEOUG significantly outperforms the state-of-the-art models under the MMCDR setting.

CCS Concepts

• Information systems → Recommender systems.

Keywords

Cross-Domain Recommendation, Multi-Modal Cross-Domain Recommendation, Domain Adaptation, Optimal Transport

ACM Reference Format:

Weiming Liu, Chaochao Chen, Jiahe Xu, Xinting Liao, Fan Wang, Xiaolin Zheng, Zhihui Fu, Ruiguang Pei, and Jun Wang. 2025. Joint Similarity Item Exploration and Overlapped User Guidance for Multi-Modal Cross-Domain Recommendation. In *Proceedings of the ACM Web Conference 2025 (WWW '25)*, April 28-May 2, 2025, Sydney, NSW, Australia. ACM, New York, NY, USA, 12 pages. <https://doi.org/10.1145/3696410.3714860>

1 Introduction

Recommender systems become more and more attractive with the big data explosion in recent years [21, 34–38, 42–46, 57]. Users may participate in multiple domains, e.g., picking fashion clothes in *Ebay* and buying sport outlets in *Amazon* platforms. Meanwhile items on different domains also inherit useful diverse multi-modal visual or text information. However, users may have limited rating interactions across different domains, leading to data sparsity issues in each domain. Thus how to enhance model performance across domains by leveraging multi-modal information with knowledge sharing still needs more investigation.

In this paper, we focus on Multi-Modal Cross-Domain Recommendation (MMCDR) problem as shown in Fig.1. That is, users among different domains are partially overlapped with sparse user-item rating interactions. Meanwhile items on different domains are heterogeneous and they also contain multi-modal information including text and image descriptions. Item multi-modal information

*Chaochao Chen is the corresponding author.

Permission to make digital or hard copies of all or part of this work for personal or classroom use is granted without fee provided that copies are not made or distributed for profit or commercial advantage and that copies bear this notice and the full citation on the first page. Copyrights for components of this work owned by others than the author(s) must be honored. Abstracting with credit is permitted. To copy otherwise, or republish, to post on servers or to redistribute to lists, requires prior specific permission and/or a fee. Request permissions from permissions@acm.org.

WWW '25, Sydney, NSW, Australia

© 2025 Copyright held by the owner/author(s). Publication rights licensed to ACM.
ACM ISBN 979-8-4007-1274-6/25/04
<https://doi.org/10.1145/3696410.3714860>

is rather valuable since it is extra information reflecting the users' tastes beyond rating interactions. For instance, when we discover the user who prefers luxury clothes via multi-modal item information, he/she may also have great interests in fashion sport outlets as shown in Fig. 1. There are two main challenges for solving MMCDR: (1) **CH1**: How to better exploit and utilize diverse multi-modal item information within each domain? (2) **CH2**: How to leverage useful knowledge among these partially overlapped users to alleviate data sparsity problem across domains?

However, previous methods cannot better solve MMCDR problem well. On the one hand, previous multi-modal recommendation models [16, 77] mainly focus on exploring item similarity information from a perspective of pair-wise item-item similarity. However, different modalities may inherit noises [77] that prevents previous approaches from constructing more precise and discriminative item-item similarity graph. Moreover, conventional approaches always neglect group-wise item information (e.g., a item cluster containing items with similar attributes), which is critical for enhancing efficiency on message passing. Although latest multi-modal recommendation model **LGMRec** [14] employed hypergraph to exploit group-wise item information, the adopted Gumbel-Softmax mechanism is sensitive to the temperature and may fail to effectively cluster similar items [19, 22, 56]. Hence it will inevitably incur coarse and meaningless hyperedges among group-wise item hypergraphs, leading to the limited model potentials. Therefore traditional multi-modal recommendation models cannot solve **CH1** well. On the other hand, previous cross-domain recommendation models [20, 32] fully rely on the overlapped users for knowledge sharing across domains. These approaches may not achieve satisfactory results especially when only relatively few users are overlapped [7, 39, 60]. Meanwhile some latest models (e.g., **MOTKD** [72]) could involve optimal transport techniques with Wasserstein distance [8, 59] for domain adaptation. Nonetheless, these approaches fail to consider the useful prior knowledge in domain adaptation, leading to coarse and inaccurate matching solutions [13, 15, 41]. Therefore these strategies could result in negative transfer phenomenon [70, 79] and thus they cannot solve **CH2** well. In conclusion, previous recommendation models cannot provide satisfactory results on tackling MMCDR problem.

To address the aforementioned issues, in this paper, we propose Joint Similarity Item Exploration and Overlapped User Guidance model (**SIEOUG**), a multi-modal cross-domain recommendation model for solving MMCDR problem. **SIEOUG** includes three main modules, i.e., *similarity item exploration module*, *user-item collaborative filtering module* and *overlapped user guidance module*. In the similarity item exploration module, we aim to leverage pair-wise item similarity graph with proposed robust item similarity graph fusion to reduce inherit noise and achieve more reliable results. Moreover, we propose sparse item similarity hypergraph exploration in the item similarity exploration module to construct a group-wise item similarity hypergraph which enhances the efficiency of messaging passing by clustering items based on their characteristics via Gromov-Wasserstein metric. The user-item collaborative filtering module is designed to integrate graph and hypergraph information to address **CH1** and achieve user/item embeddings within each domain. In the overlapped user guidance module, we

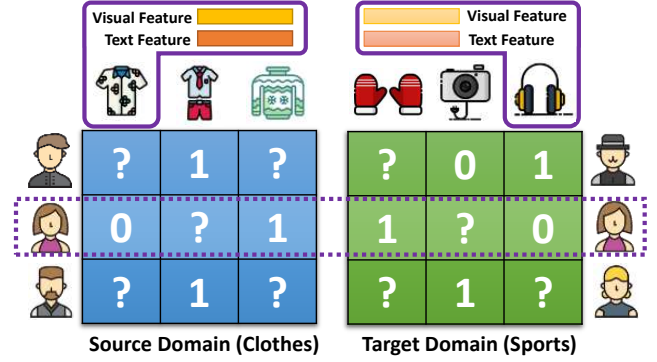


Figure 1: The problem definition of MMCDR.

propose guidance-based optimal user matching algorithm to identify similar user pairs from a global perspective for solving **CH2**. By incorporating these three modules, **SIEOUG** can better exploit and utilize multi-modal item information, meanwhile **SIEOUG** can also fully transfer knowledge across domains sufficiently. We summarize our main contributions as follows: (1) We propose a novel framework, i.e., **SIEOUG**, for solving MMCDR problem, which contains similarity item exploration module, user-item collaborative filtering module, and overlapped user guidance module. (2) To our best knowledge, this is the first attempt in the literature to jointly explore pair-wise and group-wise item similarity via proposed robust item similarity graph aggregation and sparse item similarity hypergraph exploration. Moreover, it is the first attempt to involve overlapped user guidance into knowledge transfer across domains. (3) Extensive empirical experiments on multiple tasks in Amazon datasets demonstrate the proposed **SIEOUG** significantly improves the state-of-the-art models under the MMCDR setting.

2 Related Work

Multi-Modal Recommendation. Multi-Modal recommendation is set to involve multi-modal information (e.g., the item image and text descriptions) for user-item modelling [33, 49, 58, 82, 86]. Conventional work [16, 65, 78] directly fused the visual/style contents with their ID embeddings with Bayesian personalized ranking [55] for collaborative filtering. Nowadays, with the fast development of graph neural network [17], more researchers started to utilize the message passing mechanism among knowledge aggregation across different modalities [62, 64, 65]. For instance, **LATTICE** [77] first constructs a pair-wise item-item relation graph within each modality and then aggregates them to form a global item-item graph. Recently some work [84] also adopt contrastive learning strategy [61] with attention mechanism to further boost the model performance. Latest work **LGM3Rec** [14] has even adopted Gumbel-Softmax with hypergraph relationships to enhance the model's performance by capturing group-wise high-order semantic information. However, current multi-modal recommendation models fail to extract or cluster item with similar characteristics in the group-wise perspectives, which is vital for user-item modelling.

Cross-Domain Recommendation. Cross Domain Recommendation (CDR) models are set to tackle the data sparsity problem by leveraging useful knowledge across domains [4, 10, 26, 29, 30, 81]. Traditional CDR models mainly rely on the overlapped users to realize the knowledge transfer [5, 28, 71, 76]. For instance, **CoNet**

[20] and ACDN [32] adopted the cross-connection unit with attention mechanism in the deep neural network for snitching the message from different domains. However these approaches cannot handle the general case when few users are overlapped [60, 74, 85]. Recently some work [75, 80] start to investigate that scenario with domain adaptation strategies including adversarial training [12] or distribution co-clustering [23]. Meanwhile, only a few papers focus on addressing the multi-modal cross-domain recommendation problem, as multi-modal information amplifies domain discrepancies, making the task even more challenging. Latest, MOTKD [72] is the first to attempt solving the MMCDR problem using an optimal transport approach [8, 9, 13, 25, 31]. Nonetheless, the above methods typically separate domain adaptation for overlapped and non-overlapped users, neglecting the matching guidance provided by the overlapped users. Therefore, they may lead to negative transfer, resulting in suboptimal solutions that hinder model performance.

3 Modeling for SIEOUG

In this section, we will introduce the details of our proposed method SIEOUG for solving MMCDR problem. We assume there are two domains, i.e., a source domain \mathcal{S} and a target domain \mathcal{T} . There exists $N_U^{\mathcal{S}}, N_U^{\mathcal{T}}$ users and $N_V^{\mathcal{S}}, N_V^{\mathcal{T}}$ items in source and target domains respectively. $\mathbf{R}^{\mathcal{S}} \in \mathbb{R}^{N_U^{\mathcal{S}} \times N_V^{\mathcal{S}}}$ and $\mathbf{R}^{\mathcal{T}} \in \mathbb{R}^{N_U^{\mathcal{T}} \times N_V^{\mathcal{T}}}$ denote the user-item rating matrix in source and target domains respectively. Source and target domains inherit the origin user-item interaction graphs $\mathcal{O}^{\mathcal{S}}$ and $\mathcal{O}^{\mathcal{T}}$ which are given as $\mathcal{O}^{\mathcal{S}} = \begin{bmatrix} \mathbf{0} & \mathbf{R}^{\mathcal{S}} \\ (\mathbf{R}^{\mathcal{S}})^{\top} & \mathbf{0} \end{bmatrix}$ and $\mathcal{O}^{\mathcal{T}} = \begin{bmatrix} \mathbf{0} & \mathbf{R}^{\mathcal{T}} \\ (\mathbf{R}^{\mathcal{T}})^{\top} & \mathbf{0} \end{bmatrix}$ respectively. Meanwhile items in different domains have multi-modal visual and text features. We adopt the CLIP model [54] to generate corresponding multi-modal visual and text features as $\mathbf{x}^{\mathcal{S}, \text{visual}}, \mathbf{x}^{\mathcal{T}, \text{visual}}$ and $\mathbf{x}^{\mathcal{S}, \text{text}}, \mathbf{x}^{\mathcal{T}, \text{text}}$ respectively. Not all users are overlapped across domains and we adopt $\mathcal{K}_u \in (0, 1)$ as the overlapped user ratio to measure how many users are concurrence among different domains following [23].

The framework of SIEOUG is shown in Fig.2. SIEOUG mainly has three modules, i.e., *similarity item exploration module*, *user-item collaborative filtering module* and *overlapped user guidance module*. Similarity item exploration module is set to exploit multi-modal information with vision and text features for different items within each domain. User-item collaborative filtering module aims to model user and item preferences based on user-item ratings. Overlapped user guidance module is set to transfer and aggregate useful knowledge across different domains. Combining similarity item exploration module and overlapped user guidance module, SIEOUG can better explore both intra-domain multi-modal information and inter-domain user sharing information.

3.1 Similarity Item Exploration Module

To start with, we first introduce similarity item exploration module in SIEOUG. Similarity item exploration module includes two main steps, i.e., *pair-wise item similarity graph construction* and *group-wise item similarity hypergraph construction*. Pair-wise item similarity graph construction aims to denoise pair-wise item relationship among diverse multi-modal information. Group-wise item

similarity hypergraph construction aims to cluster items based on their characteristics to enhance the efficiency on message passing. By combining item similarity graph and hypergraph construction, the intra-domain model can fully explore item characteristics for enhancing the performance.

Pair-Wise Item Similarity Graph Construction. Following previous multi-modal work [77, 83], we should calculate the item pair-wise similarity $S_{ij}^{d,m}$ among different modality in the first step of robust item similarity graph construction, i.e., for each modality m :

$$S_{ij}^{d,m} = \exp \left[\frac{(\mathbf{x}_i^{d,m})^{\top} \mathbf{x}_j^{d,m}}{\|\mathbf{x}_i^{d,m}\|_2 \|\mathbf{x}_j^{d,m}\|_2} \right] = \mathcal{S}(\mathbf{x}_i^{d,m}, \mathbf{x}_j^{d,m}), \quad (1)$$

where $d = \{\mathcal{S}, \mathcal{T}\}$ indicates the domain index and $m = \{\text{visual}, \text{text}\}$ denotes the visual and text features. $\mathbf{x}^{d,m}$ denotes the m modality of features in domain d and $\mathcal{S}(\cdot)$ denotes the similarity calculation. Then we adopt top- z sparsification method to obtain sparse similarity results via filtering out irrelevant item-item relationships:

$$\widehat{S}_{ij}^{d,m} = \begin{cases} 1, & S_{ij}^{d,m} \in \text{top}_z(S_{i*}^{d,m}) \\ 0, & \text{otherwise.} \end{cases} \quad (2)$$

We can obtain different sparse similarity results $\widehat{S}^{d,m}$ according to different modalities in domain d . Since different modalities may inherit complex and heterogeneous information [83], we should aggregate them to figure out general pair-wise item similarity $\mathbf{A}^d \in \mathbb{R}^{N \times N}$. To fulfill this task, we propose Robust Item Similarity Graph Fusion (RISGF) method to find \mathbf{A}^d which can be shown as:

$$\begin{aligned} \min_{\mathbf{A}^d, \Delta^{d,m}} Q^d &= \frac{1}{M} \sum_{m=1}^M \left(\frac{1}{2} \left\| \mathbf{A}^d + \Delta^{d,m} - \widehat{S}^{d,m} \right\|_2^2 + \mu \left\| \Delta^{d,m} \right\|_1 \right) \\ \text{s.t. } \mathbf{A}_{ij}^d &\in [0, 1], \end{aligned} \quad (3)$$

where $\Delta^{d,m} \in \mathbb{R}^{N \times N}$ denotes modality-specific information in each domain and μ denotes the balanced hyper parameter. Ideally, pair-wise item similarity within each modality $\widehat{S}^{d,m}$ can be viewed as the combination of general pair-wise item similarity \mathbf{A}^d with modality-specific information $\Delta^{d,m}$. Thus RISGF can exploit more relevant pair-wise item similarity while filtering out irrelevant bias or noise in $\widehat{S}^{d,m}$. Inspired by previous works [2, 67], we adopt L1-norm on $\widehat{S}^{d,m}$ to make the result of \mathbf{A}^d more robust.

Optimization. We provide the optimization details on RISGF as below. Firstly, we fix \mathbf{A}^d and update modality-specific information $\Delta^{d,m}$ via proximal gradient descent [52] accordingly:

$$\Delta_{ij}^{d,m} = \mathcal{T}_{\mu}(\widehat{S}_{ij}^{d,m} - \mathbf{A}_{ij}^d) = \begin{cases} \widehat{S}_{ij}^{d,m} - \mathbf{A}_{ij}^d - \mu, & \widehat{S}_{ij}^{d,m} \geq \mathbf{A}_{ij}^d + \mu \\ \widehat{S}_{ij}^{d,m} - \mathbf{A}_{ij}^d + \mu, & \widehat{S}_{ij}^{d,m} \leq \mathbf{A}_{ij}^d - \mu \\ 0, & \text{otherwise,} \end{cases} \quad (4)$$

where $\mathcal{T}_{\mu}(\cdot)$ denotes the proximal projection operator. Then we can fix $\Delta^{d,m}$ and update \mathbf{A}^d as below:

$$\mathbf{A}^d = \left[\frac{1}{M} \sum_{m=1}^M (\widehat{S}_{ij}^{d,m} - \Delta_{ij}^{d,m}) \right]_*, \quad (5)$$

where $[y]_* = \max(\min(y, 1), 0)$ denotes the projected operation. We can adopt Eq.(4) and Eq.(5) iteratively to solve RISGA for obtaining the optimal solution on \mathbf{A}^d and $\Delta^{d,m}$. At that time, the

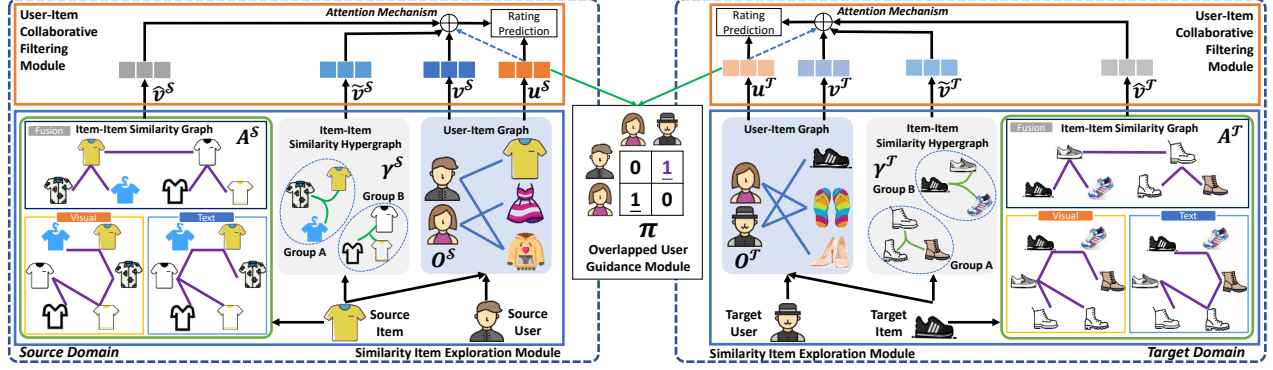


Figure 2: The model framework of proposed SIEOG for solving MMCDR problem.

general pair-wise item similarity A^d can effectively incorporate multi-modal information with enhanced robustness for modelling.

Group-Wise Item Similarity Hypergraph Construction. Although pair-wise item similarity graph construction has provided item similarity matrix A^d , it still mainly relies on pair-wise information with low efficiency for messaging passing [73]. Therefore, it is essential to further explore group-wise item similarity relationship. That is, we should figure out the items with similar characteristics to construct the corresponding hypergraph \mathcal{Y}^d via the group-wise item clustering. Hence we propose Sparsity Item Similarity Hypergraph Exploration (SISHE) method to find \mathcal{Y}^d accordingly:

$$\begin{aligned} \min_{\mathcal{Y}^d} Q^d &= -\langle A^d \mathcal{Y}^d I_K, \mathcal{Y}^d \rangle + \frac{\eta}{2} \|\mathcal{Y}^d\|_2^2 \\ \text{s.t. } \sum_{i=1}^N \gamma_{ij}^d &= \frac{N}{K}, \quad \sum_{j=1}^K \gamma_{ij}^d = 1, \quad \gamma_{ij}^d \geq 0, \end{aligned} \quad (6)$$

where η denotes the hyper parameter. $I_K \in \mathbb{R}^{K \times K}$ denotes the identity matrix and K denotes the number of clusters. $\mathcal{Y}^d \in \mathbb{R}^{N \times K}$ is the clustering matrix for constructing group-wise item similarity hypergraph. SISHE aims to balance cluster items based on the pair-wise item similarity graph A^d via optimizing Eq.(6).

Optimization. To start with, we first initialize $(\mathcal{Y}^d)_{ij}^{(0)} = \frac{1}{K}$. Then we regard $(-A^d(\mathcal{Y}^d)^{(l)} I_K) = \mathcal{Y}^{(l)}$ as the constant during the l -th iteration. We can provide the Lagrange multipliers of Eq.(6) at the l -th iteration as follows:

$$\begin{aligned} \min_{(\mathcal{Y}^d)^{(l+1)}} (J^d)^{(l+1)} &= \langle \mathcal{Y}^{(l)}, (\mathcal{Y}^d)^{(l+1)} \rangle + \frac{\eta}{2} \|(\mathcal{Y}^d)^{(l+1)}\|_2^2 \\ &- \sum_{j=1}^K g_j \left(\sum_{i=1}^N (\mathcal{Y}^d)^{(l+1)}_{ij} - \frac{N}{K} \right) - \sum_{i=1}^N f_i \left(\sum_{j=1}^K (\mathcal{Y}^d)^{(l+1)}_{ij} - 1 \right), \end{aligned} \quad (7)$$

where f and g denote the Lagrange multipliers. By taking the differentiation w.r.t. on $(\mathcal{Y}^d)^{(l+1)}_{ij}$ and set it as 0, we can obtain the following equations:

$$(\mathcal{Y}^d)^{(l+1)}_{ij} = \left[(f_i + g_j - \mathcal{Y}_{ij}^{(l)}) / \eta \right]_+, \quad (8)$$

where $[e]_+ = \max(0, e)$. Specifically, we first fix g and update f via solving the equation $\phi(f_i) = \sum_{j=1}^K [f_i - (\mathcal{Y}_{ij}^{(l)} - g_j)]_+ = \eta$. That is, we sort $(\mathcal{Y}_{ij}^{(l)} - g_j)$ in ascending order and define it as the reordered vector $\mathcal{G}^{(l)}$, i.e. $\mathcal{G}_o^{(l)} \leq \mathcal{G}_{o+1}^{(l)} \forall o$. Therefore, the result of f can be

shown as:

$$f_i = \begin{cases} \frac{\eta + \sum_{i=1}^K \mathcal{G}_i^{(l)}}{K}, & \text{where } \frac{\eta + \sum_{i=1}^K \mathcal{G}_i^{(l)}}{K} \in [\mathcal{G}_\kappa^{(l)}, \mathcal{G}_{\kappa+1}^{(l)}], \kappa = \{1, \dots, K-1\} \\ \frac{\eta + \sum_{i=1}^K \mathcal{G}_i^{(l)}}{K}, & \text{where } \frac{\eta + \sum_{i=1}^K \mathcal{G}_i^{(l)}}{K} \in [\mathcal{G}_K^{(l)}, +\infty). \end{cases} \quad (9)$$

Likewise, we then fix f and update g via solving the equation $\psi(g_j) = \sum_{i=1}^N [g_j - (\mathcal{Y}_{ij}^{(l)} - f_i)]_+ = \eta \frac{N}{K}$. That is, we sort $(\mathcal{Y}_{ij}^{(l)} - f_i)$ in ascending order and define the reordered vector as $\mathcal{F}^{(l)}$. Hence the result of g can be shown as:

$$g_j = \begin{cases} \frac{\eta \frac{N}{K} + \sum_{i=1}^N \mathcal{F}_i^{(l)}}{N}, & \text{where } \frac{\eta \frac{N}{K} + \sum_{i=1}^N \mathcal{F}_i^{(l)}}{N} \in [\mathcal{F}_n^{(l)}, \mathcal{F}_{n+1}^{(l)}], n = \{1, \dots, N-1\} \\ \frac{\eta \frac{N}{K} + \sum_{i=1}^N \mathcal{F}_i^{(l)}}{N}, & \text{where } \frac{\eta \frac{N}{K} + \sum_{i=1}^N \mathcal{F}_i^{(l)}}{N} \in [\mathcal{F}_N^{(l)}, +\infty). \end{cases} \quad (10)$$

After several inner iterations via Eq.(9) and Eq.(10), we can obtain the optimal solutions on f and g for $(\mathcal{Y}^d)^{(l+1)}$. Then we should update the term $(-A^d(\mathcal{Y}^d)^{(l+1)} I_K) = \mathcal{Y}^{(l+1)}$ for the outer iteration to solve $(\mathcal{Y}^d)^{(l+2)}$. Finally we can reach the optimal coupling matrix \mathcal{Y}^d in each domain d . The pseudo algorithm for SISHE is provided in Appendix A. Indeed, \mathcal{Y}^d denotes the clustering results of items and thus \mathcal{Y}^d can be regarded as the item-item hypergraph and each hyperedge represents the items with similar characteristics. Moreover, SISHE with Gromov-Wasserstein metric [48, 53, 69] can avoid coarse and inaccurate relationships comparing when compared to prior methods [11, 68] that mainly rely on the Gumbel-Softmax mechanism [19, 56, 66]. In summary, the group-wise item hypergraph can aggregate more information compared to the pair-wise item similarity graph through the message passing procedure, as illustrated in Fig.3(a)-(b). Therefore adopting group-wise item hypergraph can further enhance the model performance.

3.2 User-Item Collaborative Filtering Module

After we obtain user-item interaction graph O^d , item-item similarity graph A^d and item-item clustering hypergraph \mathcal{Y}^d in each domain, we should combine these useful information for user-item modelling. Therefore, we propose user-item collaborative filtering module to fully exploit user and item embeddings for the recommendation. Specifically, we set the user/item initialize ID embeddings as $u_d^{(0)}$ and $v_d^{(0)}$ via the learnable lookup table in domain d with dimension \mathcal{D} respectively. Firstly, we adopt the graph neural network

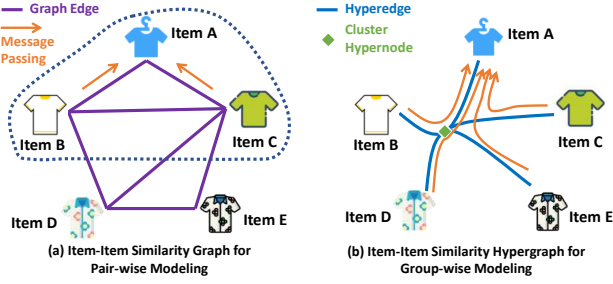


Figure 3: The illustrations on message passing on item-item similarity graph and hypergraph. Obviously, hypergraph can aggregate more useful information during the procedure.

on user-item interaction graph O^d at the l -th layer as follows:

$$e_d^{(l+1)} = (D_O^d)^{-\frac{1}{2}} O^d (D_O^d)^{-\frac{1}{2}} e_d^{(l)}, \quad (11)$$

where $e_d^{(l)} = u_d^{(l)} \parallel v_d^{(l)}$ and \parallel denotes the concatenate operation. $D_O^d = \text{diag}(O^d \mathbf{1})$ denotes degree matrix of O^d . The user/item rating preference embeddings after ℓ -layered graph neural network is given as $u^d = \frac{1}{\ell+1} \sum_{l=0}^{\ell} u_d^{(l)}$ and $v^d = \frac{1}{\ell+1} \sum_{l=0}^{\ell} v_d^{(l)}$ respectively. Meanwhile we should further utilize multi-modal information among intra-domain items. That is we conduct the graph convolution according to item-item similarity graph A^d as:

$$\tilde{v}_d^{(l+1)} = (D_S^d)^{-\frac{1}{2}} A^d (D_S^d)^{-\frac{1}{2}} \tilde{v}_d^{(l)}, \quad (12)$$

where $\tilde{v}_d^{(0)} = v_d^{(0)}$ and $D_S^d = \text{diag}(A^d \mathbf{1})$ denotes degree matrix of A^d . Likewise, we can obtain the item similarity-based embedding via $\tilde{v}^d = \frac{1}{\ell+1} \sum_{l=0}^{\ell} \tilde{v}_d^{(l)}$. Moreover, we conduct the hypergraph based on γ^d to aggregate group-wise information as follows:

$$\begin{aligned} \tilde{v}_d^{(l+1)} &= \text{HyperGraph}(\gamma^d, \tilde{v}_d^{(l)}, W_d^{(l)}) \\ &= (D_V^d)^{-\frac{1}{2}} (\gamma^d) (D_E^d)^{-\frac{1}{2}} (\gamma^d)^{\top} (D_V^d)^{-\frac{1}{2}} \tilde{v}_d^{(l)} W_d^{(l)}, \end{aligned} \quad (13)$$

where $\tilde{v}_d^{(0)} = v_d^{(0)}$ and $D_V^d \in \mathbb{R}^{N \times N}$ and $D_E^d \in \mathbb{R}^{K \times K}$ are vertex degrees and hyperedges degrees of items to cluster hypergraphs. $W_d^{(l)} \in \mathbb{R}^{N \times \mathcal{D}}$ denotes the learnable weights at the l -th layer in hypergraph. We can obtain the item cluster-based embedding via $\tilde{v}^d = \frac{1}{\ell+1} \sum_{l=0}^{\ell} \tilde{v}_d^{(l)}$. Therefore we can achieve user and item embedding \mathbf{U}^d and \mathbf{V}^d by joining multi-modal information as:

$$\mathbf{U}^d = \mathbf{u}^d, \quad \mathbf{V}^d = \alpha^d \mathbf{v}^d + \tilde{\alpha}^d \tilde{v}^d + \tilde{\alpha}^d \tilde{v}^d, \quad (14)$$

where α^d , $\tilde{\alpha}^d$ and $\tilde{\alpha}^d$ denotes the normalized adaptive weights as $\alpha^d + \tilde{\alpha}^d + \tilde{\alpha}^d = 1$. Using α^d as an example, it can be calculated as:

$$\alpha^d = \frac{\exp(W_u^d \mathbf{u}^d + W_v^d \mathbf{v}^d)}{\sum_{\chi \in \{v, \tilde{v}, \tilde{v}\}} \exp(W_u^d \mathbf{u}^d + W_{\chi}^d \chi^d)}, \quad (15)$$

where W_u^d , W_v^d , $W_{\tilde{v}}^d$ and $W_{\tilde{v}}^d$ denote the learnable weights. After that, we can adopt the commonly-used contrastive collaborative filtering loss for modelling intra-domain user-item ratings:

$$\min L_R^d = -\log(\mathcal{S}(\mathbf{U}_i^d, \mathbf{V}_j^d)) + \log\left(\sum_{\mathbf{V}_k^d \in \mathcal{N}(\mathbf{U}_i^d)} \mathcal{S}(\mathbf{U}_i^d, \mathbf{V}_k^d)\right). \quad (16)$$

That is, we aim to can pull the positive items close and push the negative items away for a certain user according to his/her preference in each domain d via the loss function L_R^d .

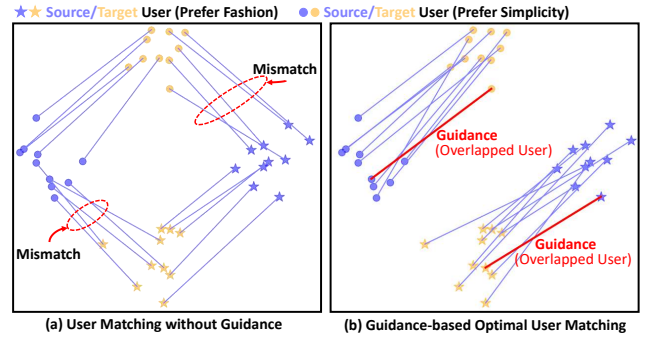


Figure 4: Illustrations on overlapped user guidance. When we involve prior overlapped users as the guidance, we can avoid mismatches between users with different preferences.

3.3 Overlapped User Guidance Module

Although combining similarity item exploration module and user-item collaborative filtering module can enhance intra-domain model performance, it still cannot share and transfer useful knowledge across different domains with limited overlapped users. Hence we further propose overlapped user guidance module to utilize inter-domain information for tackling data sparsity problem in each domain. Previous CDR methods [20, 32] mainly focus on the knowledge sharing via limited overlapped users and neglecting the majority part of non-overlapped users. Thus these conventional approaches cannot better resolve the issue of knowledge transfer well. Therefore, **SIEOUG** should leverage knowledge transfer among all users by utilizing overlapping users as the useful guidance from a global optimal perspective. Specifically, we first propose Guidance-based Optimal User Matching (GOUM) method among the whole source and target users during the training procedure:

$$\min_{\pi \geq 0} J_{\text{agn}} = \langle \pi, C \odot M \rangle = \langle \pi, Q \rangle \quad s.t. \quad \sum_{j=1}^N \pi_{ij} = 1, \sum_{i=1}^N \pi_{ij} = 1, \quad (17)$$

where $C_{ij} = \|\mathbf{U}_i^S - \mathbf{U}_j^T\|_2^2$ denotes the embedding distance between the source and target users and $\pi \in \mathbb{R}^{N \times N}$ denotes the user-user matching matrix. $M \in \mathbb{R}^{N \times N}$ denotes the masked matrix which can be calculated as $M_{ij} = 1 - \delta(u_i^S, u_j^T)$ where $\delta(u_i^S, u_j^T)$ denotes whether u_i^S and u_j^T are overlapped users. Specifically, if u_i^S and u_j^T are overlapped users, $\delta(u_i^S, u_j^T) = 1$ and otherwise $\delta(u_i^S, u_j^T) = 0$. M can guarantee that the overlapped users should get matched which conforms to our anticipation and it can further provides useful prior information as the guidance signal in solving GOUM. As we show an example in Fig.4(a) where we will obtain mismatch user matching with different preferences when we do not consider any prior knowledge (e.g., overlapped users) as guidance. When we consider the overlapped user as guidance via the masked matrix during the matching procedure with the red line segments, we can achieve clear results as shown in Fig.4(b).

Optimization. To start with, we first figure out the Lagrange multipliers of GOUM as below:

$$\max_{\omega, \kappa} \min_{\pi} \widehat{J}_{\text{agn}} = \langle \pi, Q \rangle - \langle \omega, \pi \mathbf{1}_N - \mathbf{1}_N \rangle - \langle \kappa, \pi^{\top} \mathbf{1}_N - \mathbf{1}_N \rangle, \quad (18)$$

where ω and κ denote the Lagrange multipliers. Therefore, it is obvious to achieve the dual form of GOUM:

$$\max_{\omega, \kappa} \mathcal{J} = \langle \omega, \mathbf{a} \rangle + \langle \kappa, \mathbf{b} \rangle, \quad s.t. \quad \omega_i + \kappa_j \leq Q_{ij}. \quad (19)$$

That is, we can adopt c -transform to obtain $\kappa_j = \inf_{k \in [N]} (Q_{kj} - \omega_k)$. Although we should only need to optimize variable ω in Eq.(19), the optimization problem is non-smooth. Hence we should adopt the smoothness approximation [50] on κ to facilitate the following procedure:

$$\inf_{k \in [N]} (Q_{kj} - \omega_k) = - \lim_{\epsilon \rightarrow 0} \left[\epsilon \log \left[\sum_{i=1}^N \exp \left(\frac{\omega_i - Q_{ij}}{\epsilon} \right) \right] \right]. \quad (20)$$

At that time, the optimization in Eq.(19) can be rewritten with the following approximate but smoothness expression:

$$\min_{\hat{\omega}} \mathcal{J}_{KP} = \sum_{j=1}^N \left\{ \epsilon \log \left[\sum_{i=1}^N \exp \left(\frac{\hat{\omega}_i - Q_{ij}}{\epsilon} \right) \right] \right\} - \sum_{i=1}^N \hat{\omega}_i, \quad (21)$$

where $\hat{\omega}$ denotes the approximation on ω . When $\epsilon \rightarrow 0$, $\hat{\omega}$ will be relatively close to the true value of ω [1]. Then we innovatively propose the Wasserstein Alternative Fixed-point Iteration (WAFI) algorithm to optimize Eq.(21) efficiently for achieving the optimal solution on $\hat{\omega}$. The optimization details are provided in Appendix B. Therefore we can finally obtain the final results on π :

$$\pi_{ij} = \frac{\exp((\hat{\omega}_i - Q_{ij})/\epsilon)}{\sum_{k=1}^N \exp((\hat{\omega}_k - Q_{kj})/\epsilon)}. \quad (22)$$

After we obtain the user-user matching matrix π^* , we can determine the most relevant users across domains among the whole set of users. That is for the source user \mathbf{u}^S , the most relevant target users is given as $\pi \mathbf{u}^T$. Likewise, for the target user \mathbf{u}^T , the most relevant source users is given as $\pi^T \mathbf{u}^S$. Therefore, we further propose guidance user contrastive loss across domains:

$$\begin{aligned} \min L_C = & - \sum_{i=1}^N \left[\log(\mathcal{S}(\mathbf{u}_i^S, [\pi \mathbf{u}^T]_i)) - \log \left(\sum_{\mathbf{u}_k^T \in \mathcal{H}(\mathbf{u}_i^S)} \mathcal{S}(\mathbf{u}_i^S, \mathbf{u}_k^T) \right) \right] \\ & - \sum_{j=1}^N \left[\log(\mathcal{S}(\mathbf{u}_j^T, [\pi^T \mathbf{u}^S]_j)) - \log \left(\sum_{\mathbf{u}_k^S \in \mathcal{H}(\mathbf{u}_j^T)} \mathcal{S}(\mathbf{u}_j^T, \mathbf{u}_k^S) \right) \right], \end{aligned} \quad (23)$$

where $\mathcal{H}(\mathbf{u}_i^S) = \mathbf{u}^T \setminus [\pi \mathbf{u}^T]_i$ and $\mathcal{H}(\mathbf{u}_j^T) = \mathbf{u}^S \setminus [\pi^T \mathbf{u}^S]_j$ denote irrelevant users which act as the negative samples. The guidance contrastive loss can enforce users with similar characteristics across domains to move closer in the embedding space. Thus the inter-domain knowledge can enhance the model training.

3.4 Putting Together

The total loss of **SIEOUG** can be obtained by the contrastive collaborative filtering loss and guidance user contrastive loss on source and target domains. That is, the loss of **SIEOUG** is given as:

$$\min L = L_R^S + L_R^T + \lambda L_C, \quad (24)$$

where λ denotes the balanced hyper parameters. By doing this, **SIEOUG** can not only model items with diverse modalities, but also aggregate useful knowledge among the guidance of overlapped users across domains. Note that we pre-calculate the pair-wise item-item similarity graph \mathbf{A}^d via RISGF beforehand and freeze them during the training stage to reduce the computation burden.

4 Empirical Study

In this section, we conduct experiments on several real-world datasets to answer the following questions: (1) **RQ1**: How does the proposed model **SIEOUG** perform compared with the state-of-the-art recommendation methods? (2) **RQ2**: How do the similarity item exploration and overlapped user guidance contribute to performance improvement? (3) **RQ3**: Can proposed method be extended to collaborate with other recommendation models? (4) **RQ4**: How does the performance of **SIEOUG** vary with different values of the hyper-parameters?

4.1 Datasets and Tasks

We conduct extensive experiments on commonly used real-world **Amazon** datasets. The **Amazon** dataset [51] has five domains, i.e., Clothing Shoes and Jewelry (Clothes), Sports and Outdoors (Sports), Tools and Home Improvement (Home), Grocery and Gourmet Food (Food), and Home and Kitchen (Kitchen). Each datasets includes user-item rating interactions, item text descriptions and item image information. Specifically, we conduct three different tasks on MM-CDR, e.g., (Task 1) Clothes \leftrightarrow Sports, (Task 2) Clothes \leftrightarrow Home, (Task 3) Food \leftrightarrow Kitchen. For each dataset, we binarize the ratings higher or equal to 4 as 1 and the rest as 0 following [23]. Then we filter the users and items with less than 10 interactions. The detailed datasets statistics after preprocessing are shown in Appendix.C.

4.2 Experiment Settings

We randomly divide the user-item rating data into training, validation, and test sets with a ratio of 8:1:1 following [83]. We also adjust the overlapped user ratio \mathcal{K}_u in {10%, 50%, 90%} to verify the effectiveness our model following [23, 24]. When \mathcal{K}_u is larger (e.g., $\mathcal{K}_u = 90\%$), the problem is much easier due to the ample guidance provided by the overlapping users. In contrast, when \mathcal{K}_u is smaller (e.g., $\mathcal{K}_u = 10\%$), the problem becomes significantly more challenging. We set batch size $N = 256$ for training in both source and target domains. We set $z = 5$ for the top- z sparsification in the pair-wise item similarity graph construction. We set $\mu = 0.1$ and $\eta = 0.1$ for RISGF and SISHE respectively. Meanwhile we set the number of item clusters as $K = 15$ for constructing the item hypergraph. The number of layers for both graph and hypergraph convolution networks are set to 3. The latent dimension of user and item embeddings are given as $D = 128$. We set $\epsilon = 0.01$ for GOUM in the overlapped user guidance module. Finally we set $\lambda = 0.6$ for the loss function in **SIEOUG**. For all the experiments, we perform five random experiments and report the average results. We choose Adam [27] as optimizer, and adopt HR@ k and NDCG@ k [63] as the ranking evaluation metrics with $k = 10$.

Baseline. We compare our proposed **SIEOUG** with the following state-of-the-art models, i.e., **NeuMF** [18], **LightGCN** [17], **LAT-TICE** [77], **FREEDOM** [83], **LGM3Rec** [14], **DisenCDR** [3], **ETL** [6], **VDEA** [23], **DURation** [39], **CL-DTCDR** [40] and **MOTKD** [72]. The baseline details are provided in Appendix.

4.3 Recommendation Performance

Results and discussion. The comparison results on different datasets are shown in Table.1. From that we can observe: (1) Single

Table 1: Experimental results on Amazon datasets.

Clothes & Sports	Clothes ($\mathcal{K}_u = 10\%$)		Sports ($\mathcal{K}_u = 10\%$)		Clothes ($\mathcal{K}_u = 50\%$)		Sports ($\mathcal{K}_u = 50\%$)		Clothes ($\mathcal{K}_u = 90\%$)		Sports ($\mathcal{K}_u = 90\%$)	
	HR@10	NDCG@10	HR@10	NDCG@10	HR@10	NDCG@10	HR@10	NDCG@10	HR@10	NDCG@10	HR@10	NDCG@10
NeuMF	0.0383	0.0131	0.0490	0.0275	0.0564	0.0202	0.0779	0.0265	0.0870	0.0316	0.1112	0.0488
LightGCN	0.0429	0.0205	0.0573	0.0316	0.0682	0.0264	0.0851	0.0396	0.0968	0.0403	0.1184	0.0573
LATTICE	0.0558	0.0297	0.0626	0.0364	0.0753	0.0341	0.0930	0.0471	0.1003	0.0489	0.1256	0.0668
FREEDOM	0.0636	0.0354	0.0725	0.0404	0.0779	0.0374	0.0954	0.0527	0.1031	0.0542	0.1283	0.0707
LGM3Rec	0.0645	0.0363	0.0739	0.0421	0.0806	0.0417	0.0992	0.0543	0.1054	0.0568	0.1307	0.0723
DisenCDR	0.0565	0.0252	0.0667	0.0341	0.0780	0.0389	0.0968	0.0526	0.1097	0.0592	0.1361	0.0740
ETL	0.0594	0.0286	0.0701	0.0378	0.0812	0.0405	0.1013	0.0540	0.1066	0.0564	0.1347	0.0751
VDEA	0.0653	0.0351	0.0724	0.0402	0.0846	0.0432	0.1039	0.0575	0.1102	0.0587	0.1368	0.0743
DURation	0.0641	0.0338	0.0742	0.0439	0.0875	0.0423	0.1057	0.0601	0.1124	0.0610	0.1395	0.0762
CL-DTCNR	0.0679	0.0368	0.0755	0.0472	0.0903	0.0441	0.1084	0.0612	0.1136	0.0621	0.1408	0.0775
MOTKD	0.0705	0.0375	0.0781	0.0493	0.0939	0.0452	0.1114	0.0623	0.1167	0.0640	0.1432	0.0806
SIEOUG-O	0.0684	0.0390	0.0769	0.0467	0.0892	0.0437	0.1061	0.0578	0.1115	0.0603	0.1364	0.0776
SIEOUG-M	0.0722	0.0403	0.0805	0.0517	0.0961	0.0498	0.1174	0.0650	0.1250	0.0676	0.1535	0.0884
SIEOUG-G	0.0740	0.0409	0.0826	0.0531	0.0972	0.0503	0.1185	0.0661	0.1254	0.0667	0.1528	0.0875
SIEOUG	0.0808	0.0437	0.0873	0.0595	0.1034	0.0543	0.1276	0.0716	0.1292	0.0692	0.1551	0.0899
Clothes & Home	Clothes ($\mathcal{K}_u = 10\%$)		Home ($\mathcal{K}_u = 10\%$)		Clothes ($\mathcal{K}_u = 50\%$)		Home ($\mathcal{K}_u = 50\%$)		Clothes ($\mathcal{K}_u = 90\%$)		Home ($\mathcal{K}_u = 90\%$)	
	HR@10	NDCG@10	HR@10	NDCG@10	HR@10	NDCG@10	HR@10	NDCG@10	HR@10	NDCG@10	HR@10	NDCG@10
NeuMF	0.0498	0.0181	0.0234	0.0113	0.0755	0.0269	0.0517	0.0173	0.1084	0.0536	0.0702	0.0245
LightGCN	0.0635	0.0267	0.0392	0.0178	0.0843	0.0381	0.0664	0.0254	0.1196	0.0605	0.0827	0.0363
LATTICE	0.0747	0.0354	0.0511	0.0259	0.0970	0.0463	0.0739	0.0325	0.1304	0.0682	0.0916	0.0421
FREEDOM	0.0810	0.0404	0.0578	0.0312	0.1062	0.0557	0.0796	0.0369	0.1353	0.0739	0.0943	0.0488
LGM3Rec	0.0843	0.0429	0.0602	0.0336	0.1091	0.0586	0.0835	0.0404	0.1372	0.0768	0.0961	0.0510
DisenCDR	0.0825	0.0407	0.0584	0.0306	0.1094	0.0581	0.0843	0.0412	0.1390	0.0781	0.0987	0.0515
ETL	0.0851	0.0426	0.0597	0.0324	0.1125	0.0590	0.0863	0.0435	0.1406	0.0795	0.0998	0.0519
VDEA	0.0886	0.0450	0.0617	0.0345	0.1138	0.0603	0.0872	0.0446	0.1417	0.0810	0.1003	0.0524
DURation	0.0906	0.0472	0.0630	0.0369	0.1158	0.0626	0.0891	0.0454	0.1425	0.0817	0.1021	0.0532
CL-DTCNR	0.0924	0.0493	0.0636	0.0381	0.1175	0.0642	0.0914	0.0475	0.1442	0.0831	0.1053	0.0547
MOTKD	0.0935	0.0506	0.0664	0.0389	0.1192	0.0651	0.0923	0.0487	0.1464	0.0842	0.1078	0.0559
SIEOUG-O	0.0902	0.0486	0.0641	0.0375	0.1169	0.0637	0.0898	0.0468	0.1423	0.0814	0.1050	0.0538
SIEOUG-M	0.0949	0.0521	0.0675	0.0413	0.1231	0.0682	0.0958	0.0502	0.1507	0.0874	0.1126	0.0594
SIEOUG-G	0.0958	0.0530	0.0692	0.0427	0.1244	0.0689	0.0971	0.0508	0.1511	0.0865	0.1117	0.0586
SIEOUG	0.1031	0.0595	0.0763	0.0476	0.1296	0.0724	0.1007	0.0530	0.1555	0.0889	0.1158	0.0612
Food & Kitchen	Food ($\mathcal{K}_u = 10\%$)		Kitchen ($\mathcal{K}_u = 10\%$)		Food ($\mathcal{K}_u = 50\%$)		Kitchen ($\mathcal{K}_u = 50\%$)		Food ($\mathcal{K}_u = 90\%$)		Kitchen ($\mathcal{K}_u = 90\%$)	
	HR@10	NDCG@10	HR@10	NDCG@10	HR@10	NDCG@10	HR@10	NDCG@10	HR@10	NDCG@10	HR@10	NDCG@10
NeuMF	0.0533	0.0119	0.0174	0.0102	0.1263	0.0381	0.0496	0.0215	0.1437	0.0658	0.0602	0.0331
LightGCN	0.0770	0.0221	0.0253	0.0184	0.1451	0.0469	0.0512	0.0293	0.1505	0.0716	0.0767	0.0446
LATTICE	0.0994	0.0338	0.0391	0.0243	0.1366	0.0556	0.0585	0.0304	0.1575	0.0772	0.0827	0.0508
FREEDOM	0.1045	0.0442	0.0456	0.0301	0.1396	0.0578	0.0640	0.0383	0.1617	0.0864	0.0859	0.0532
LGM3Rec	0.1078	0.0475	0.0471	0.0345	0.1421	0.0609	0.0673	0.0426	0.1644	0.0892	0.0887	0.0556
DisenCDR	0.0982	0.0384	0.0393	0.0294	0.1375	0.0601	0.0656	0.0410	0.1686	0.0907	0.0915	0.0563
ETL	0.1019	0.0403	0.0422	0.0317	0.1404	0.0618	0.0679	0.0423	0.1709	0.0924	0.0923	0.0574
VDEA	0.1026	0.0435	0.0504	0.0330	0.1419	0.0627	0.0705	0.0445	0.1712	0.0931	0.0928	0.0589
DURation	0.1071	0.0494	0.0525	0.0363	0.1437	0.0646	0.0723	0.0468	0.1730	0.0939	0.0942	0.0585
CL-DTCNR	0.1115	0.0537	0.0566	0.0384	0.1454	0.0679	0.0728	0.0481	0.1738	0.0945	0.0964	0.0593
MOTKD	0.1164	0.0596	0.0603	0.0417	0.1482	0.0685	0.0749	0.0506	0.1753	0.0968	0.0989	0.0617
SIEOUG-O	0.1141	0.0565	0.0588	0.0392	0.1463	0.0668	0.0701	0.0474	0.1707	0.0936	0.0941	0.0573
SIEOUG-M	0.1183	0.0602	0.0627	0.0425	0.1556	0.0754	0.0774	0.0539	0.1781	0.1012	0.1005	0.0641
SIEOUG-G	0.1202	0.0611	0.0649	0.0437	0.1570	0.0776	0.0788	0.0545	0.1774	0.0998	0.1001	0.0636
SIEOUG	0.1279	0.0663	0.0726	0.0498	0.1625	0.0833	0.0854	0.0586	0.1813	0.1031	0.1033	0.0659

domain multi-modal recommendation models (e.g., **LATTICE** and **FREEDOM**) can enhance the model performance against conventional recommendation models (e.g., **LightGCN**). However, these single-domain models cannot leverage useful knowledge across different domains and thus limits the model potentials. (2) Conventional cross-domain recommendation models (e.g., **DisenCDR**) can provide better results than most of single-domain recommendation models (e.g., **LightGCN**) indicates the importance of leveraging useful knowledge across domains. However, these methods did not incorporate multi-modal information, resulting in less expressive item embeddings. (3) Some latest multi-modal cross-domain recommendation models (e.g., **MOTKD**) achieve much better results against other baselines. Nonetheless, **MOTKD** did not fully consider the guidance among these overlapped users for domain adaptation via optimal transport, and thus it may lead to ambiguous matching solutions and deteriorate the model performance. (4) Our proposed **SIEOUG** reaches state-of-the-art performance demonstrates the efficacy of similarity item exploration and overlapped user guidance. Moreover, **SIEOUG** can boost model performance even in cases where only relatively few users are overlapped (e.g., $\mathcal{K}_u = 10\%$) among different three tasks which is rather challenging. Furthermore, we collect HR@10 and NDCG@10 of the runner-up

model **MOTKD** and our proposed **SIEOUG** for Amazon Clothes and Amazon Sports with $\mathcal{K}_u = 90\%$ as shown in Fig.6. We can observe that **SIEOUG** reaches much better performance during the whole training epoch, showing the stability of **SIEOUG**.

4.4 Analysis (for RQ2 and RQ4)

Ablation. To study how does each module of **SIEOUG** contribute on the final performance, we compare **SIEOUG** with its several variants, including **SIEOUG-O**, **SIEOUG-M**, and **SIEOUG-G**. **SIEOUG-O** does not involve overlapped user guidance module which means it functions as a single-domain recommendation model with $\lambda = 0$. **SIEOUG-M** simply adopts the user contrastive loss among overlapped users. **SIEOUG-G** replaces GOUW with conventional fused Gromov-Wasserstein optimal transport without guidance among source and target users. The comparison results are shown in Table.1. From it, we can observe that: (1) **SIEOUG-O** outperforms other single-domain recommendation models (e.g., **FREEDOM**) indicates our proposed similarity item exploration module can better exploit multi-modal information for solving **CH1** within each domains. (2) By comparing the performance results of **SIEOUG** and **SIEOUG-O**, it shows that the results of **SIEOUG-O** are inferior to that of **SIEOUG** since it fails to transfer useful knowledge across

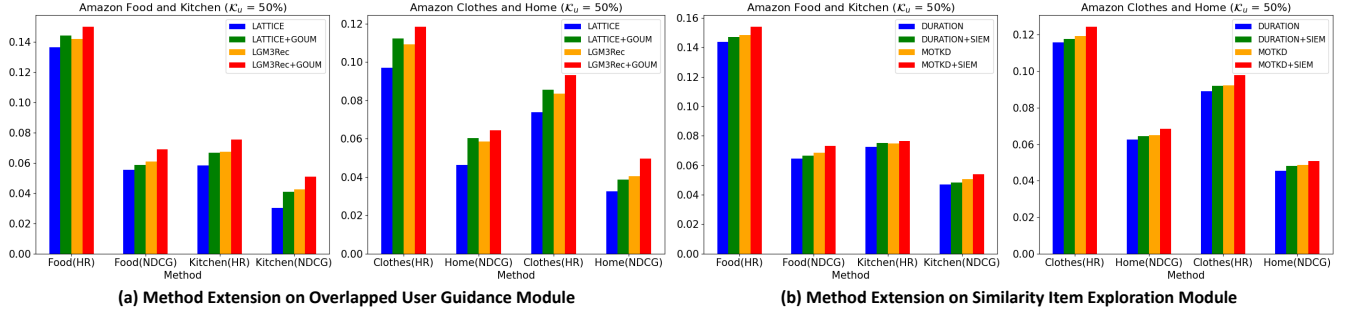


Figure 5: The experimental results on method extension.

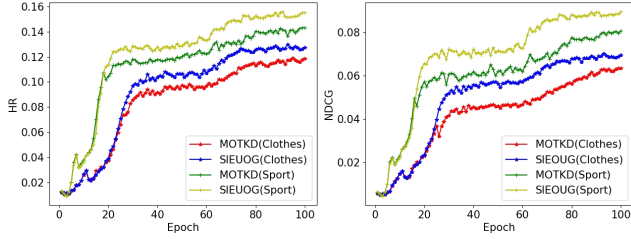
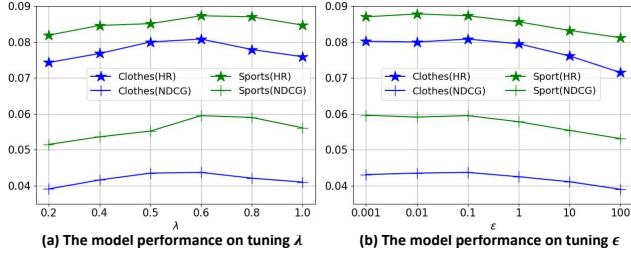
Figure 6: HR@10 and NDCG@10 of MOTKD and SIEOUG for Amazon Clothes and Amazon Sports with $\mathcal{K}_u = 90\%$.

Figure 7: The experimental results on hyper parameters.

domains via the overlapped users. (3) **SIEOUG-M** and **SIEOUG-G** achieve much better performance than **SIEOUG-O** and other CDR baselines (e.g., **MOTKD**). However, **SIEOUG-M** is limited by the number of overlapped users especially when \mathcal{K}_u is much smaller. Meanwhile **SIEOUG-G** fails to consider the guidance among the overlapped users and thus it could lead to negative transfer. (4) **SIEOUG** achieves the better performance than **SIEOUG-M**, showing the proposed overlapped user guidance module can sufficiently share useful knowledge across domains for tackling **CH2**.

Method Extension. We further analyse the general extension of our proposed GOM algorithm with guidance user contrastive loss in **SIEOUG**. Specifically, we aim to integrate GOM into the single-domain multi-modal recommendation models **LATTICE** and **LGM3Rec**, resulting in **LATTICE+GOM** and **LGM3Rec+GOM**. Then we conduct the experiments on Amazon Food \leftrightarrow Amazon Kitchen and Amazon Clothes \leftrightarrow Amazon Home and report the results in Fig.5(a). From this, we can observe that both **LATTICE+GOM** and **LGM3Rec+GOM** outperform the original models, indicating that the proposed method has strong generalization capabilities. Moreover, we analyse the extension of our proposed Similarity Item Exploration Module (SIEM) with item-item graph and hypergraph on **DURATION** and **MOTKD** to construct **DURATION+SIEM** and

MOTKD+SIEM. The results are shown in Fig.5(b) and both **DURATION+SIEM** and **MOTKD+SIEM** boost the model performance, showing SIEM can be also applied to other models.

Effect of hyper-parameters. We finally study the effects of hyper-parameters on model performance in Amazon Clothes \leftrightarrow Amazon Sport with user overlapped ratio $\mathcal{K}_u = 10\%$. Specifically, we vary λ in range of $\{0.2, 0.4, 0.5, 0.6, 0.8, 1.0\}$ and report the results of HR@10 and NDCG@10 in Fig.7(a). We can observe that when λ is smaller (e.g., $\lambda = 0.2$), the guidance user contrastive loss is less effective for knowledge transfer. Meanwhile when λ is larger (e.g., $\lambda = 1$), it may negatively impact the contrastive collaborative filtering loss in each domain, leading to deteriorated results. Therefore we set $\lambda = 0.6$ empirically. Moreover, we conduct the experiments on varying ϵ in range of $\{0.001, 0.01, 0.1, 1, 10, 100\}$ on GOM and report the results of HR@10 and NDCG@10 in Fig.7(b). We can conclude that the model can obtain better performance when ϵ is smaller which aligns with the limitation results in Eq.(20). However, when ϵ increases, the approximate calculations may result in inaccurate matching solutions, compromising the overall accuracy. Therefore we set $\epsilon = 0.1$ empirically for **SIEOUG**.

5 Conclusion

In this paper, we Joint Similarity Item Exploration and Overlapped User Guidance model (**SIEOUG**) for solving the Multi-Modal Cross-Domain Recommendation (MMCDR) problem, which includes the *similarity item exploration module*, *user-item collaborative filtering module*, and the *overlapped user guidance module*. Similarity item exploration module constructs item-item graph and hypergraph via proposed RISGF and SISHE algorithm from pair-wise and group-wise perspectives. User-item collaborative filtering module further aggregates multi-modal information for user-item modeling within each domain. Overlapped user guidance module realizes the knowledge transfer among the source and target users via GOM with optimal matching accordingly. By incorporating these three modules, **SIEOUG** can not only fully exploit and utilize multi-modal item information, but also sharing useful knowledge to tackle data sparsity problem. We also conduct extensive experiments on Amazon datasets to demonstrate the superior performance of our proposed **SIEOUG** on several tasks under different overlapped user ratio.

6 Acknowledgement

This research was supported by Zhejiang Provincial Natural Science Foundation of China under Grant No.ZYQ25F020004.

References

- [1] Dongsheng An, Na Lei, Xiaoyin Xu, and Xianfeng Gu. 2022. Efficient optimal transport algorithm by accelerated gradient descent. In *Proceedings of the AAAI Conference on Artificial Intelligence*, Vol. 36. 10119–10128.
- [2] Emmanuel J Candès, Xiaodong Li, Yi Ma, and John Wright. 2011. Robust principal component analysis? *Journal of the ACM (JACM)* 58, 3 (2011), 1–37.
- [3] Jiangxia Cao, Xixun Lin, Xin Cong, Jing Ya, Tingwen Liu, and Bin Wang. 2022. Disencdr: Learning disentangled representations for cross-domain recommendation. In *Proceedings of the 45th International ACM SIGIR conference on research and development in information retrieval*. 267–277.
- [4] Jiangxia Cao, Jiawei Sheng, Xin Cong, Tingwen Liu, and Bin Wang. 2022. Cross-domain recommendation to cold-start users via variational information bottleneck. In *2022 IEEE 38th International Conference on Data Engineering (ICDE)*. IEEE, 2209–2223.
- [5] Shu Chen, Zitao Xu, Weiye Pan, Qiang Yang, and Zhong Ming. 2024. A Survey on Cross-Domain Sequential Recommendation. *arXiv preprint arXiv:2401.04971* (2024).
- [6] Xu Chen, Ya Zhang, Ivor Tsang, Yuqiang Pan, and Jingchao Su. 2020. Towards Equivalent Transformation of User Preferences in Cross Domain Recommendation. *arXiv preprint arXiv:2009.06884* (2020).
- [7] Yoonhyuk Choi, Jiho Choi, Taewook Ko, Hyungho Byun, and Chong-Kwon Kim. 2022. Review-Based Domain Disentanglement without Duplicate Users or Contexts for Cross-Domain Recommendation. In *Proceedings of the 31st ACM International Conference on Information & Knowledge Management*. 293–303.
- [8] Nicolas Courty, Rémi Flamary, Devis Tuia, and Alain Rakotomamonjy. 2016. Optimal transport for domain adaptation. *IEEE transactions on pattern analysis and machine intelligence* 39, 9 (2016), 1853–1865.
- [9] Bharath Bhushan Damodaran, Benjamin Kellenberger, Rémi Flamary, Devis Tuia, and Nicolas Courty. 2018. Deepjdot: Deep joint distribution optimal transport for unsupervised domain adaptation. In *Proceedings of the European conference on computer vision (ECCV)*. 447–463.
- [10] Jing Du, Zesheng Ye, Bin Guo, Zhiwen Yu, and Lina Yao. 2024. Identifiability of Cross-Domain Recommendation via Causal Subspace Disentanglement. In *Proceedings of the 47th International ACM SIGIR Conference on Research and Development in Information Retrieval*. 2091–2101.
- [11] Fengjiao Gong, Yuzhou Nie, and Hongteng Xu. 2022. Gromov-Wasserstein multimodal alignment and clustering. In *Proceedings of the 31st ACM International Conference on Information & Knowledge Management*. 603–613.
- [12] Ian Goodfellow, Jean Pouget-Abadie, Mehdi Mirza, Bing Xu, David Warde-Farley, Sherjil Ozair, Aaron Courville, and Yoshua Bengio. 2014. Generative adversarial nets. *Advances in neural information processing systems* 27 (2014).
- [13] Xiang Gu, Yucheng Yang, Wei Zeng, Jian Sun, and Zongben Xu. 2022. Keypoint-guided optimal transport with applications in heterogeneous domain adaptation. *Advances in Neural Information Processing Systems* 35 (2022), 14972–14985.
- [14] Zhiqiang Guo, Jianjun Li, Guohui Li, Chaoyang Wang, Si Shi, and Bin Ruan. 2024. LGMRec: Local and Global Graph Learning for Multimodal Recommendation. In *Proceedings of the AAAI Conference on Artificial Intelligence*, Vol. 38. 8454–8462.
- [15] Haochen Han, Qinghua Zheng, Guang Dai, Minnan Luo, and Jingdong Wang. 2024. Learning to Rematch Mismatched Pairs for Robust Cross-Modal Retrieval. In *Proceedings of the IEEE/CVF Conference on Computer Vision and Pattern Recognition*. 26679–26688.
- [16] Ruining He and Julian McAuley. 2016. VBPR: visual bayesian personalized ranking from implicit feedback. In *Proceedings of the AAAI conference on artificial intelligence*, Vol. 30.
- [17] Xiangnan He, Kuan Deng, Xiang Wang, Yan Li, Yongdong Zhang, and Meng Wang. 2020. Lightgcn: Simplifying and powering graph convolution network for recommendation. In *Proceedings of the 43rd International ACM SIGIR conference on research and development in Information Retrieval*. 639–648.
- [18] Xiangnan He, Lizi Liao, Hanwang Zhang, Liqiang Nie, Xia Hu, and Tat-Seng Chua. 2017. Neural collaborative filtering. In *Proceedings of the 26th international conference on world wide web*. 173–182.
- [19] Charles Herrmann, Richard Strong Bowen, and Ramin Zabih. 2020. Channel selection using gumbel softmax. In *European conference on computer vision*. Springer, 241–257.
- [20] Guangneng Hu, Yu Zhang, and Qiang Yang. 2018. Conet: Collaborative cross networks for cross-domain recommendation. In *Proceedings of the 27th ACM international conference on information and knowledge management*. 667–676.
- [21] Yifan Hu, Yehuda Koren, and Chris Volinsky. 2008. Collaborative filtering for implicit feedback datasets. In *2008 Eighth IEEE international conference on data mining*. Ieee, 263–272.
- [22] Eric Jang, Shixiang Gu, and Ben Poole. 2016. Categorical reparameterization with gumbel-softmax. *arXiv preprint arXiv:1611.01144* (2016).
- [23] Zhuxi Jiang, Yin Zheng, Huachun Tan, Bangsheng Tang, and Hanning Zhou. 2016. Variational deep embedding: An unsupervised and generative approach to clustering. *arXiv preprint arXiv:1611.05148* (2016).
- [24] SeongKu Kang, Junyoung Hwang, Dongha Lee, and Hwanjo Yu. 2019. Semi-supervised learning for cross-domain recommendation to cold-start users. In *Proceedings of the 28th ACM International Conference on Information and Knowledge Management*. 1563–1572.
- [25] Abdelwahed Khamis, Russell Tsuchida, Mohamed Tarek, Vivien Rolland, and Lars Petersson. 2024. Scalable Optimal Transport Methods in Machine Learning: A Contemporary Survey. *IEEE Transactions on Pattern Analysis and Machine Intelligence* (2024).
- [26] Muhammad Murad Khan, Roliana Ibrahim, and Imran Ghani. 2017. Cross domain recommender systems: A systematic literature review. *ACM Computing Surveys (CSUR)* 50, 3 (2017), 1–34.
- [27] D. Kingma and J. Ba. 2014. Adam: A Method for Stochastic Optimization. *Computer Science* (2014).
- [28] Hanyu Li, Weizhi Ma, Peijie Sun, Jiayu Li, Cunxiang Yin, Yancheng He, Guoqiang Xu, Min Zhang, and Shaoping Ma. 2024. Aiming at the Target: Filter Collaborative Information for Cross-Domain Recommendation. In *Proceedings of the 47th International ACM SIGIR Conference on Research and Development in Information Retrieval*. 2081–2090.
- [29] Pan Li and Alexander Tuzhilin. 2020. Dtdcdr: Deep dual transfer cross domain recommendation. In *Proceedings of the 13th International Conference on Web Search and Data Mining*. 331–339.
- [30] Pan Li and Alexander Tuzhilin. 2021. Dual Metric Learning for Effective and Efficient Cross-Domain Recommendations. *IEEE Transactions on Knowledge and Data Engineering* (2021).
- [31] Xinhang Li, Zhaopeng Qiu, Xiangyu Zhao, Zihao Wang, Yong Zhang, Chunxiao Xing, and Xian Wu. 2022. Gromov-wasserstein guided representation learning for cross-domain recommendation. In *Proceedings of the 31st ACM International Conference on Information & Knowledge Management*. 1199–1208.
- [32] Jian Liu, Pengpeng Zhao, Fuzhen Zhuang, Yanchi Liu, Victor S Sheng, Jiajie Xu, Xiaofang Zhou, and Hui Xiong. 2020. Exploiting aesthetic preference in deep cross networks for cross-domain recommendation. In *Proceedings of The Web Conference 2020*. 2768–2774.
- [33] Qidong Liu, Jiaxi Hu, Yutian Xiao, Xiangyu Zhao, Jingtong Gao, Wanyu Wang, Qing Li, and Jiliang Tang. 2023. Multimodal recommender systems: A survey. *Comput. Surveys* (2023).
- [34] Weiming Liu, Chaochao Chen, Xinting Liao, Mengling Hu, Jiajie Su, Yanchao Tan, and Fan Wang. 2024. User Distribution Mapping Modelling with Collaborative Filtering for Cross Domain Recommendation. In *Proceedings of the ACM on Web Conference 2024*. 334–343.
- [35] Weiming Liu, Chaochao Chen, Xinting Liao, Mengling Hu, Yanchao Tan, Fan Wang, Xiaolin Zheng, and Yew Soon Ong. 2024. Learning Accurate and Bidirectional Transformation via Dynamic Embedding Transportation for Cross-Domain Recommendation. In *Proceedings of the AAAI Conference on Artificial Intelligence*, Vol. 38. 8815–8823.
- [36] Weiming Liu, Chaochao Chen, Xinting Liao, Mengling Hu, Jianwei Yin, Yanchao Tan, and Longfei Zheng. 2023. Federated Probabilistic Preference Distribution Modelling with Compactness Co-Clustering for Privacy-Preserving Multi-Domain Recommendation. In *IJCAI*. 2206–2214.
- [37] Weiming Liu, Xiaolin Zheng, Chaochao Chen, Jiajie Su, Xinting Liao, Mengling Hu, and Yanchao Tan. 2023. Joint internal multi-interest exploration and external domain alignment for cross domain sequential recommendation. In *Proceedings of the ACM Web Conference 2023*. 383–394.
- [38] Weiming Liu, Xiaolin Zheng, Chaochao Chen, Jiahe Xu, Xinting Liao, Fan Wang, Yanchao Tan, and Yew-Soon Ong. 2024. Reducing Item Discrepancy via Differentially Private Robust Embedding Alignment for Privacy-Preserving Cross Domain Recommendation. In *Forty-first International Conference on Machine Learning*.
- [39] Chengqiang Lu, Mingyang Yin, Shuheng Shen, Luo Ji, Qi Liu, and Hongxia Yang. 2022. Deep Unified Representation for Heterogeneous Recommendation. *WWW* (2022).
- [40] Jinhu Lu, Guohao Sun, Xiu Fang, Jian Yang, and Wei He. 2023. A Contrastive Learning Framework for Dual-Target Cross-Domain Recommendation. In *Proceedings of the 31st ACM International Conference on Multimedia*. 6332–6339.
- [41] You-Wei Luo and Chuan-Xian Ren. 2023. Mot: Masked optimal transport for partial domain adaptation. In *2023 IEEE/CVF Conference on Computer Vision and Pattern Recognition (CVPR)*. IEEE, 3531–3540.
- [42] Zheqi Lv, Shaoxuan He, Tianyu Zhan, Shengyu Zhang, Wenqiao Zhang, Jingyuan Chen, Zhou Zhao, and Fei Wu. 2024. Semantic Codebook Learning for Dynamic Recommendation Models. In *Proceedings of the 32nd ACM International Conference on Multimedia*. 9611–9620.
- [43] Zheqi Lv, Tianyu Zhan, Wenjie Wang, Xinyu Lin, Shengyu Zhang, Wenqiao Zhang, Jiwei Li, Kun Kuang, and Fei Wu. 2025. Collaboration of Large Language Models and Small Recommendation Models for Device-Cloud Recommendation. *arXiv preprint arXiv:2501.05647* (2025).
- [44] Zheqi Lv, Wenqiao Zhang, Zhengyu Chen, Shengyu Zhang, and Kun Kuang. 2024. Intelligent model update strategy for sequential recommendation. In *Proceedings of the ACM on Web Conference 2024*. 3117–3128.
- [45] Zheqi Lv, Wenqiao Zhang, Shengyu Zhang, Kun Kuang, Feng Wang, Yongwei Wang, Zhengyu Chen, Tao Shen, Hongxia Yang, Beng Chin Ooi, et al. 2023. DUE: A Tuning-Free Device-Cloud Collaborative Parameters Generation Framework

- for Efficient Device Model Generalization. In *Proceedings of the ACM Web Conference 2023*. 3077–3085.
- [46] Sushma Malik, Anamika Rana, and Mamta Bansal. 2020. A Survey of Recommendation Systems. *Information Resources Management Journal (IRMJ)* 33, 4 (2020), 53–73.
- [47] JH Mathews. 2004. Numerical Methods Using Matlab.
- [48] Facundo Mémoli. 2014. The Gromov–Wasserstein distance: A brief overview. *Axioms* 3, 3 (2014), 335–341.
- [49] Zongshen Mu, Yueting Zhuang, Jie Tan, Jun Xiao, and Siliang Tang. 2022. Learning hybrid behavior patterns for multimedia recommendation. In *Proceedings of the 30th ACM International Conference on Multimedia*. 376–384.
- [50] Yu Nesterov. 2005. Smooth minimization of non-smooth functions. *Mathematical programming* 103 (2005), 127–152.
- [51] Jianmo Ni, Jiacheng Li, and Julian McAuley. 2019. Justifying Recommendations using Distantly-Labeled Reviews and Fine-Grained Aspects. In *EMNLP-IJCNLP*. 188–197. doi:10.18653/v1/D19-1018
- [52] Atsushi Nitanda. 2014. Stochastic proximal gradient descent with acceleration techniques. *Advances in neural information processing systems* 27 (2014).
- [53] Gabriel Peyré, Marco Cuturi, and Justin Solomon. 2016. Gromov-wasserstein averaging of kernel and distance matrices. In *International conference on machine learning*. PMLR, 2664–2672.
- [54] Alec Radford, Jong Wook Kim, Chris Hallacy, Aditya Ramesh, Gabriel Goh, Sandhini Agarwal, Girish Sastry, Amanda Askell, Pamela Mishkin, Jack Clark, et al. 2021. Learning transferable visual models from natural language supervision. In *International conference on machine learning*. PMLR, 8748–8763.
- [55] Steffen Rendle, Christoph Freudenthaler, Zeno Gantner, and Lars Schmidt-Thieme. 2012. BPR: Bayesian personalized ranking from implicit feedback. *arXiv preprint arXiv:1205.2618* (2012).
- [56] Jiayi Shen, Xiantong Zhen, Marcel Worring, and Ling Shao. 2021. Variational multi-task learning with gumbel-softmax priors. *Advances in Neural Information Processing Systems* 34 (2021), 21031–21042.
- [57] Harald Steck. 2019. Markov random fields for collaborative filtering. *Advances in Neural Information Processing Systems* 32 (2019).
- [58] Zhulin Tao, Xiaohao Liu, Yewei Xia, Xiang Wang, Lifang Yang, Xianglin Huang, and Tat-Seng Chua. 2022. Self-supervised learning for multimedia recommendation. *IEEE Transactions on Multimedia* 25 (2022), 5107–5116.
- [59] Cédric Villani. 2008. *Optimal transport: old and new*. Vol. 338. Springer Science & Business Media.
- [60] Cheng Wang, Mathias Niepert, and Hui Li. 2019. Recsys-dan: discriminative adversarial networks for cross-domain recommender systems. *IEEE transactions on neural networks and learning systems* 31, 8 (2019), 2731–2740.
- [61] Chenyang Wang, Yuanqing Yu, Weizhi Ma, Min Zhang, Chong Chen, Yiqun Liu, and Shaoping Ma. 2022. Towards representation alignment and uniformity in collaborative filtering. In *Proceedings of the 28th ACM SIGKDD conference on knowledge discovery and data mining*. 1816–1825.
- [62] Qifan Wang, Yinwei Wei, Jianhua Yin, Jianlong Wu, Xuemeng Song, and Liqiang Nie. 2021. Dualgnn: Dual graph neural network for multimedia recommendation. *IEEE Transactions on Multimedia* 25 (2021), 1074–1084.
- [63] Xiang Wang, Xiangnan He, Yixin Cao, Meng Liu, and Tat-Seng Chua. 2019. Kgat: Knowledge graph attention network for recommendation. In *Proceedings of the 25th ACM SIGKDD International Conference on Knowledge Discovery & Data Mining*. 950–958.
- [64] Yinwei Wei, Xiang Wang, Liqiang Nie, Xiangnan He, and Tat-Seng Chua. 2020. Graph-refined convolutional network for multimedia recommendation with implicit feedback. In *Proceedings of the 28th ACM international conference on multimedia*. 3541–3549.
- [65] Yinwei Wei, Xiang Wang, Liqiang Nie, Xiangnan He, Richang Hong, and Tat-Seng Chua. 2019. MMGCN: Multi-modal graph convolution network for personalized recommendation of micro-video. In *Proceedings of the 27th ACM international conference on multimedia*. 1437–1445.
- [66] Hongteng Xu. 2020. Gromov-Wasserstein factorization models for graph clustering. In *Proceedings of the AAAI conference on artificial intelligence*, Vol. 34. 6478–6485.
- [67] Huan Xu, Constantine Caramanis, and Sujay Sanghavi. 2010. Robust PCA via outlier pursuit. *Advances in neural information processing systems* 23 (2010).
- [68] Hongteng Xu, Dixin Luo, and Lawrence Carin. 2019. Scalable Gromov-Wasserstein learning for graph partitioning and matching. *Advances in neural information processing systems* 32 (2019).
- [69] Hongteng Xu, Dixin Luo, Hongyuan Zha, and Lawrence Carin Duke. 2019. Gromov-wasserstein learning for graph matching and node embedding. In *International conference on machine learning*. PMLR, 6932–6941.
- [70] Renjun Xu, Pelen Liu, Liyan Wang, Chao Chen, and Jindong Wang. 2020. Reliable weighted optimal transport for unsupervised domain adaptation. In *Proceedings of the IEEE/CVF conference on computer vision and pattern recognition*. 4394–4403.
- [71] Wujiang Xu, Qitian Wu, Runzhong Wang, Mingming Ha, Qiongxi Ma, Linxun Chen, Bing Han, and Junchi Yan. 2024. Rethinking cross-domain sequential recommendation under open-world assumptions. In *Proceedings of the ACM on Web Conference 2024*. 3173–3184.
- [72] Wei Yang, Jie Yang, and Yuan Liu. 2023. Multimodal Optimal Transport Knowledge Distillation for Cross-domain Recommendation. In *Proceedings of the 32nd ACM International Conference on Information and Knowledge Management*. 2959–2968.
- [73] Junliang Yu, Hongzhi Yin, Jundong Li, Qinyong Wang, Nguyen Quoc Viet Hung, and Xiangliang Zhang. 2021. Self-supervised multi-channel hypergraph convolutional network for social recommendation. In *Proceedings of the web conference 2021*. 413–424.
- [74] Wenhui Yu, Xiao Lin, Junfeng Ge, Wenwu Ou, and Zheng Qin. 2020. Semi-supervised collaborative filtering by text-enhanced domain adaptation. In *Proceedings of the 26th ACM SIGKDD International Conference on Knowledge Discovery & Data Mining*. 2136–2144.
- [75] Feng Yuan, Lina Yao, and Boualem Benatallah. 2019. DAREc: Deep domain adaptation for cross-domain recommendation via transferring rating patterns. *arXiv preprint arXiv:1905.10760* (2019).
- [76] Tianzi Zang, Yanmin Zhu, Haobing Liu, Ruohan Zhang, and Jiadi Yu. 2022. A survey on cross-domain recommendation: taxonomies, methods, and future directions. *ACM Transactions on Information Systems* 41, 2 (2022), 1–39.
- [77] Jinghao Zhang, Yanqiao Zhu, Qiang Liu, Shu Wu, Shuhui Wang, and Liang Wang. 2021. Mining latent structures for multimedia recommendation. In *Proceedings of the 29th ACM international conference on multimedia*. 3872–3880.
- [78] Shuai Zhang, Lina Yao, Aixin Sun, and Yi Tay. 2019. Deep learning based recommender system: A survey and new perspectives. *ACM computing surveys (CSUR)* 52, 1 (2019), 1–38.
- [79] Wen Zhang, Lingfei Deng, Lei Zhang, and Dongrui Wu. 2022. A survey on negative transfer. *IEEE/CAA Journal of Automatica Sinica* 10, 2 (2022), 305–329.
- [80] Yinan Zhang, Yong Liu, Peng Han, Chunyan Miao, Lizhen Cui, Baoli Li, and Haihong Tang. 2021. Learning personalized itemset mapping for cross-domain recommendation. In *IJCAI*. 2561–2567.
- [81] Chuang Zhao, Hongke Zhao, Ming He, Jian Zhang, and Jianping Fan. 2023. Cross-domain recommendation via user interest alignment. In *Proceedings of the ACM Web Conference 2023*. 887–896.
- [82] Shanshan Zhong, Zhongzhan Huang, Daifeng Li, Wushao Wen, Jinghui Qin, and Liang Lin. 2024. Mirror Gradient: Towards Robust Multimodal Recommender Systems via Exploring Flat Local Minima. In *Proceedings of the ACM on Web Conference 2024*. 3700–3711.
- [83] Xin Zhou and Zhiqi Shen. 2023. A tale of two graphs: Freezing and denoising graph structures for multimodal recommendation. In *Proceedings of the 31st ACM International Conference on Multimedia*. 935–943.
- [84] Xin Zhou, Hongyu Zhou, Yong Liu, Zhiwei Zeng, Chunyan Miao, Pengwei Wang, Yuan You, and Feijun Jiang. 2023. Bootstrap latent representations for multi-modal recommendation. In *Proceedings of the ACM Web Conference 2023*. 845–854.
- [85] Feng Zhu, Yan Wang, Chaochao Chen, Jun Zhou, Longfei Li, and Guanfeng Liu. 2021. Cross-Domain Recommendation: Challenges, Progress, and Prospects. *arXiv preprint arXiv:2103.01696* (2021).
- [86] Jieming Zhu, Xin Zhou, Chuhan Wu, Rui Zhang, and Zhenhua Dong. 2024. Multimodal Pretraining and Generation for Recommendation: A Tutorial. In *Companion Proceedings of the ACM on Web Conference 2024*. 1272–1275.

Appendix

A Sparsity Item Similarity Hypergraph Exploration

The algorithm of Sparsity Item Similarity Hypergraph Exploration (SISHE) is provided in Alg.1.

Algorithm 1 The procedure scheme of Sparsity Item Similarity Hypergraph Exploration.

- 1: **Input:** A^d : pair-wise item similarity graph in domain d ; K : Number of clusters for constructing group-wise item hypergraph.
- 2: Initialize the clustering matrix as $(Y^d)_{ij}^{(0)} = \frac{1}{K}$.
- 3: **for** $l = 0$ to $T - 1$ **do**
- 4: Calculate the matrix $(-A^d(Y^d)^{(l)}I_K) = \mathcal{Y}^{(l)}$.
- 5: Update the value of Lagrange multiplier f via Eq.(9).
- 6: Update the value of Lagrange multiplier g via Eq.(10).
- 7: Update the clustering matrix via:

$$(Y^d)_{ij}^{(l+1)} = \left[(f_i + g_j - \mathcal{Y}_{ij}^{(l)}) / \eta \right]_+$$
- 8: **end for**
- 9: **Return:** The clustering matrix Y^d .

Algorithm 2 The procedure scheme of Guidance-based Optimal User Matching.

- 1: **Input:** ϵ : The hyper parameter; C : The cost matrix; M : The guidance mask matrix.
- 2: Adding the mask into the cost matrix via $C_{ij} \odot M_{ij} = Q_{ij}$.
- 3: Initialize $\widehat{\omega}^{(0)} = (0, \dots, 0)$.
- 4: **for** $\ell = 0$ to T **do**
- 5: Update $\widehat{\omega}^{(\ell+1)}$ via Eq.(27).
- 6: **end for**
- 7: Obtain the user-user matching results:

$$\pi_{ij} = \frac{\exp((\widehat{\omega}_i - Q_{ij})/\epsilon)}{\sum_{k=1}^N \exp((\widehat{\omega}_k - Q_{kj})/\epsilon)}$$
- 8: **Return:** The user-user matching matrix π .

B Guidance-based Optimal User Matching

To start with, we first provide the optimization details on our proposed the Wasserstein Alternative Fixed-point Iteration (WAFI) approach. That is, WAFI involves the fixed-point iteration method on solving $\widehat{\omega}$ at the ℓ -th epoch as shown below:

$$\begin{aligned} (\widehat{\omega}_1^{(\ell+1)}, \dots, \widehat{\omega}_N^{(\ell+1)}) &= \arg \min_{\widehat{\omega}} \mathcal{J}_{KP}(\widehat{\omega}_1^{(\ell)}, \dots, \widehat{\omega}_N^{(\ell)}) \\ \text{s.t. } \widehat{\omega}_N^{(\ell+1)} &= \widehat{\omega}_N^{(\ell)} = 0 = \text{constant} \end{aligned} \quad (25)$$

Note that $\widehat{\omega}_N^{(\ell+1)} = \widehat{\omega}_N^{(\ell)} = 0$ is set to avoid multiple solutions on \mathcal{J}_{KP} . Specifically, the optimal solution on $\widehat{\omega}_i^{(\ell)}$ can be obtained via considering $\frac{\partial \mathcal{J}_{KP}}{\partial \widehat{\omega}_i^{(\ell)}} = 0$ as follows:

$$\exp\left(\frac{\widehat{\omega}_i}{\epsilon}\right) \sum_{j=1}^N \left[\frac{b_j \exp\left(-\frac{Q_{ij}}{\epsilon}\right)}{\sum_{k=1}^N \exp\left(\frac{\widehat{\omega}_k - Q_{kj}}{\epsilon}\right)} \right] = a_i \quad (26)$$

That is, the first step of WAFI calculation is shown as (when $i \neq N$):

$$\begin{aligned} \widehat{\omega}_i^{(\ell+1)} &= \epsilon \left[\log(a_i) - \log\left(\sum_{j=1}^N \left[\frac{b_j \exp\left(-\frac{Q_{ij}}{\epsilon}\right)}{\sum_{k=1}^N \exp\left(\frac{\widehat{\omega}_k^{(\ell)} - Q_{kj}}{\epsilon}\right)} \right] \right) \right] \\ &= \mathcal{F}_i(\widehat{\omega}_1^{(\ell)}, \dots, \widehat{\omega}_i^{(\ell)}, \dots, \widehat{\omega}_N^{(\ell)}) \\ &= \mathcal{F}_i(\widehat{\omega}^{(\ell)}) \end{aligned} \quad (27)$$

When $i = N$ we have:

$$\widehat{\omega}_N^{(\ell+1)} = 0 \quad (28)$$

Convergence Analysis. We first take the differentiation on \mathcal{F}_1 w.r.t. $\widehat{\omega}_1^{(\ell)}$ accordingly:

$$\begin{aligned} \frac{\partial \mathcal{F}_1}{\partial \widehat{\omega}_1^{(\ell)}} &= -\epsilon \frac{1}{\sum_{j=1}^N \left[\frac{b_j \exp\left(-\frac{Q_{1j}}{\epsilon}\right)}{\mathcal{M}_{\text{Kernel}}} \right]} \frac{\partial}{\partial \widehat{\omega}_1^{(\ell)}} \left(\sum_{j=1}^N \left[\frac{b_j \exp\left(-\frac{Q_{1j}}{\epsilon}\right)}{\mathcal{M}_{\text{Kernel}}} \right] \right) \\ &= \frac{1}{\sum_{j=1}^N \left[\frac{b_j \exp\left(-\frac{Q_{1j}}{\epsilon}\right)}{\mathcal{M}_{\text{Kernel}}} \right]} \sum_{j=1}^N \left[\frac{b_j \exp\left(-\frac{Q_{1j}}{\epsilon}\right)}{\mathcal{M}_{\text{Kernel}}} \cdot \frac{\exp\left(\frac{\widehat{\omega}_1^{(\ell)} - Q_{1j}}{\epsilon}\right)}{\mathcal{M}_{\text{Kernel}}} \right] \\ &\in (0, 1) \end{aligned} \quad (29)$$

where $\mathcal{M}_{\text{Kernel}} = \sum_{k=1}^N \exp\left(\frac{\widehat{\omega}_k^{(\ell)} - Q_{kj}}{\epsilon}\right)$ and we can observe that $\frac{\partial \mathcal{F}_u}{\partial \widehat{\omega}_v^{(\ell)}} \in (0, 1)$. Here we should notice that:

$$\frac{\partial \mathcal{F}_1}{\partial \widehat{\omega}_N^{(\ell)}} = 0 \quad (30)$$

Finally we can obtain that:

$$0 < \left| \frac{\partial \mathcal{F}_1}{\partial \widehat{\omega}_1^{(\ell)}} \right| + \left| \frac{\partial \mathcal{F}_1}{\partial \widehat{\omega}_2^{(\ell)}} \right| + \dots + \left| \frac{\partial \mathcal{F}_1}{\partial \widehat{\omega}_N^{(\ell)}} \right| < 1 \quad (31)$$

Therefore, we can conclude that the proposed method guarantees convergence according to Theorem 2.9 in [47]. The algorithm of Guidance-based Optimal User Matching (GOUN) with WAFI is provided in Alg.2.

Table 2: Statistics on Douban and Amazon datasets.

	Datasets	Users	Items	Ratings	Sparsity
Task 1	Amazon Clothes	9,202	10,652	83,130	99.92%
	Amazon Sports		10,219	84,013	99.91%
Task 2	Amazon Clothes	6,548	7,266	55,789	99.88%
	Amazon Home		8,418	71,171	99.87%
Task 3	Amazon Food	9,815	9,949	135,634	99.86%
	Amazon Kitchen		14,680	154,152	99.89%

C EMPIRICAL STUDY

Datasets and Tasks. We conduct extensive experiments on commonly used real-world **Amazon** datasets. The **Amazon** dataset [51] has five domains, i.e., Clothing Shoes and Jewelry (Clothes), Sports and Outdoors (Sports), Tools and Home Improvement (Home), Grocery and Gourmet Food (Food), and Home and Kitchen (Kitchen). For each dataset, we binarize the ratings higher or equal to 4 as 1

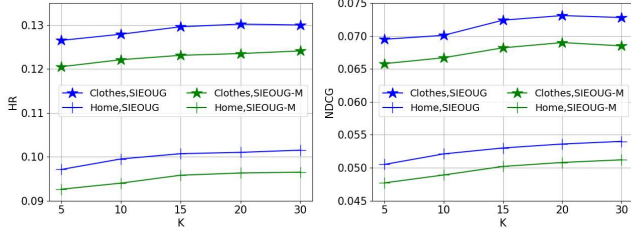


Figure 8: The experimental results on number of clusters K .

and the rest as 0 following [23]. Then we filter the users and items with less than 10 interactions. The detailed datasets statistics after preprocessing are shown in Table 2.

Baseline. We compare our proposed **SIEOUG** with the following state-of-the-art models. (1) **NeuMF** [18] first utilizes deep neural networks for collaborative filtering in the single domain. (2) **LightGCN** [17] first adopts graph convolution network to further enhance intra-domain model performance. (3) **LATTICE** [77] first exploits the similarity graph among multi-modal item information for user-item modeling. (4) **FREEDOM** [83] further aggregates multi-modal information with denoising mechanism. (5) **LGM3Rec**

[14] utilizes local and global graph learning methods for multimodal recommendation. (6) **DisenCDR** [3] adopts variational disentangle mechanism for cross domain recommendation among overlapped users. (7) **ETL** [6] utilizes dual autoencoder framework with equivalent transformation component across domains. (8) **VDEA** [23] exploits domain-invariant user preferences with co-clustering methods across domains. (9) **DURation** [39] adopts distribution variance and correlation alignment to obtain unified representations. (10) **CL-DTCDR** [40] adopt dual-target contrastive learning method for cross domain recommendation. (11) **MOTKD** [72] is the state-of-the-art model which adopting optimal transport for multi-modal cross domain recommendation.

Effect of hyper-parameters. We also vary the number of cluster K in range of $K \in \{5, 10, 15, 20, 30\}$ in Amazon Clothes and Home with $\mathcal{K}_u = 50\%$ and report the results (HR and NDCG) in Fig.8. We observe that as the number of clusters increases, performance improves significantly. However, when the number of clusters reaches a certain value as $K = 15$, its growth effect slows down. Meanwhile, a large number of clusters can also lead to increased computational burdens. Therefore we set $K = 15$ empirically.