
KVLink: Accelerating Large Language Models via Efficient KV Cache Reuse

Jingbo Yang*

Department of Computer Science
UC Santa Barbara
jingbo@ucsb.edu

Bairu Hou*

Department of Computer Science
UC Santa Barbara
bairu@ucsb.edu

Wei Wei

Center for Advanced AI
Accenture
wei.h.wei@accenture.com

Yujia Bao

Center for Advanced AI
Accenture
yujia.bao@accenture.com

Shiyu Chang

Department of Computer Science
UC Santa Barbara
chang87@ucsb.edu

Abstract

We describe KVLink, an approach for efficient key-value (KV) cache reuse in large language models (LLMs). In many LLM applications, different inputs can share overlapping context, such as the same retrieved document appearing in multiple queries. However, the LLMs still need to encode the entire context for each query, leading to redundant computation. In this paper, we investigate a new strategy to eliminate such inefficiency, where the KV cache of each document is precomputed independently. During inference, the KV caches of retrieved documents are concatenated, allowing the model to reuse cached representations instead of recomputing them. To mitigate the performance degradation when using KV caches computed independently for each document, KVLink introduces two key techniques: adjusting positional embeddings of the KV cache at inference to match the global position after concatenation, and using trainable special tokens to restore self-attention across independently encoded documents. Experiments across 7 datasets demonstrate that KVLink improves question answering accuracy by an average of 4% over state-of-the-art methods. Furthermore, by leveraging precomputed KV caches, our approach reduces time-to-first-token by up to 96% compared to standard LLM inference, making it a scalable and efficient solution for context reuse. Additionally, KVLink can be combined with KV cache compression to further save cache loading and storage overhead while outperforming the baselines. Code is available at <https://github.com/UCSB-NLP-Chang/KVLink>.

1 Introduction

Large language models have demonstrated impressive capabilities across a broad array of applications—many of which involve processing contexts naturally divided into multiple segments. For example, in retrieval-augmented generation (RAG) [1–3], each retrieved document forms a distinct

*Equal contribution.

context chunk, while in multi-agent conversation scenarios [4, 5], outputs from different agents serve as separate segments. However, conventional architectures require LLMs to encode the entire concatenated context as a single unit before generating a response. This approach incurs high prefilling costs for long contexts and prevents the model from separately encoding and reusing precomputed representations (*i.e.*, key-value states) for each segment. Consider RAG: for every query, the LLM encodes a large collection of retrieved documents. When different queries share common documents, the model redundantly re-encodes these identical texts, even though their content remains unchanged.

This inefficiency motivates us to explore an alternative strategy. Instead of re-encoding the entire concatenated context for every query, we propose precomputing the key-value (KV) states for each document or text segment independently, then reusing these precomputed states during inference. By encoding each segment (*e.g.*, each retrieved document) separately and concatenating their KV states as needed, we can eliminate redundant computations and significantly improve efficiency. However, naively encoding each document independently and concatenating their KV caches during inference can lead to performance degradation due to train-test discrepancies. Prior work [6–8] has reported up to a 35% relative decrease in accuracy on QA tasks, which results from the discrepancy of position embeddings and missing cross attention between retrieved documents. To overcome this challenge, we introduce KVLINK, an approach designed to bridge the gap between separately encoded segments and restore self-attention across documents. KVLINK introduces two key enhancements: ① KV cache positional re-encoding. We adjust positional embeddings during inference to ensure that the stored KV caches align correctly with the positions required for a given query. ② Trainable cross-segment special tokens. To effectively “link” independently encoded segments, KVLINK appends a small set of trainable tokens between each segment’s precomputed KV states before concatenation. The KV representations for these tokens are computed during inference. While the documents are independently encoded into KV cache, the link tokens can attend to all the preceding tokens, which helps restore self-attention across segments while introducing only minimal computational overhead.

We validate the effectiveness and efficiency of our method through comprehensive experiments across diverse question-answering and text summarization datasets. We evaluate three backbone LLMs with different model scales, including Llama-3.2-1B, Llama-3.2-3B, and Llama-3.1-8B, showing that our approach consistently outperforms state-of-the-art baselines [6, 7, 9]. For example, KVLINK surpasses the best baseline by 6.6% on Natural Question [10] and 7.3% on HotpotQA [11]. Even compared to the upper-bound model (*i.e.*, LLM using conventional full encoding for inference), our method sacrifices only minimal performance while reducing the time-to-first-token latency by up to 96% by efficiently reusing precomputed KV caches.

Additionally, we investigate the integration of KVLINK with KV cache compression techniques, as storing precomputed KV caches can incur substantial storage overhead. By incorporating methods such as LLMLINGUA [12] and ANLLMs [13], KVLINK consistently outperforms baseline approaches. These results demonstrate its strong potential for practical, large-scale deployment.

2 Methodology

2.1 Problem Formulation

We aim to address the problem of reusing the key-value (KV) cache in LLMs without having to repeatedly encode the same context segments. In many applications, the same documents or context

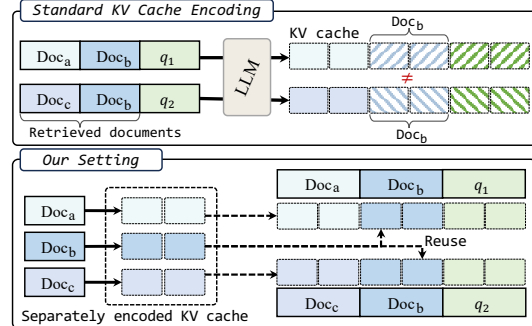


Figure 1: Standard approach (top) encodes the KV cache of each document conditioned on preceding tokens, resulting in redundant and nonreusable KV cache encoding for shared documents (*e.g.*, Doc_b). In contrast, our setting (bottom) encodes documents separately, allowing KV cache reuse across queries.

segments appear across different inference queries, yet current LLM pipelines redundantly re-encode these segments every time.

Consider the problem of retrieval augmented generation as an example, where the input question is denoted as q and we retrieve N documents for each question. These documents are concatenated with the query, forming the complete LLM input.

In the standard LLM inference pipeline, the entire input is passed into the LLM as a single contiguous sequence. As shown in the top portion of Figure 1, the resulting KV cache for each document is entangled with its preceding documents. Consequently, even if Doc_b has already been encoded into KV cache when processing q_1 , the resulting KV cache cannot be directly reused when processing q_2 because it was conditioned on the preceding documents in q_1 .

To address this, we consider a scenario where the KV cache for every document in the knowledge base is pre-computed in a *context-free* manner, as illustrated in the bottom of Figure 1. Specifically, for each document in the knowledge base, we feed only that document’s tokens into the LLM and record the resulting KV cache. At inference time, after we retrieve a set of documents for a given query, we concatenate their pre-computed KV caches. This design allows us to reuse the same cache for overlapping documents across different queries, thereby eliminating redundant computations.

However, the above approach often yields noticeable performance degradation, as LLMs are typically trained on fully concatenated sequences and each token attends to the preceding context. When we instead encode each document in a context-free manner, the model loses cross-document dependencies. Previous work also empirically demonstrates up to a 35% relative decrease in accuracy in question-answering tasks when each retrieved document is encoded into KV cache separately [7]. Our method aims to enable the LLM to produce high-quality outputs when the KV cache of each document is pre-computed independently by introducing two key components, ❶ KV cache positional re-encoding and ❷ cross-document reconnection with link tokens.

2.2 KV Cache Positional Re-encoding

The first issue with separately encoding documents is the position mismatch during inference. Modern LLMs typically use Rotary Positional Encoding (RoPE) [14], where each token is assigned a distinct positional embedding based on its position in the full sequence. However, when documents are encoded independently, tokens are indexed within their own document, ignoring their actual position in the full concatenated input. Take Figure 1 as an example. Since we pre-compute the KV cache for each document separately, the second token in Doc_b is assigned position index 2 when computing its KV cache. However, when we concatenate Doc_b with Doc_a during inference (e.g., when processing query q_1), the actual position of that token should be $|\text{Doc}_a| + 2$ where $|\text{Doc}_a|$ is the length of the first document. Since the KV cache of Doc_b was precomputed without awareness of this global position shift, the LLM applies incorrect positional embeddings, leading to erroneous attention computations.

To address this, we decouple the key-value states from the positional embeddings when storing them. We still apply rotary position encoding to tokens when encoding each segment for local self-attention. However, we exclude those positional transformations before saving the segment KV caches.

More specifically, we denote the hidden state of a token at position i at a particular transformer layer as $\mathbf{x}_i \in \mathbb{R}^d$, where d is the hidden dimension. The key vector is computed as $R_i W_k \mathbf{x}_i$ and the value vector is computed as $W_v \mathbf{x}_i$. Here $W_{\{k,v\}} \in \mathbb{R}^{d \times d}$ represents the weight matrices that project the hidden states into the key and value spaces, and $R_i \in [-1, 1]^{d \times d}$ is the position-dependent rotation matrix used in RoPE. Because RoPE directly encodes positional information via these rotations, the KV cache can be stored without positional embeddings, *i.e.*, $W_{\{k,v\}} \mathbf{x}_i$. At inference time, the key-value states of all documents are concatenated, and we apply the global rotary embedding for the KV states of each token appropriate to its location in the full sequence. This operation only introduces negligible time, ensuring the efficiency of our method. This is also consistent with previous methods [6, 8], which adjust the position encoding of separately encoded KV cache during inference.

2.3 Cross-Document Reconnection with Link Tokens

When documents are encoded and cached independently, tokens in later documents can no longer attend to those in earlier ones. This creates a gap between our inference scheme and standard LLM training and can potentially limit the model performance. To mitigate this issue, we design

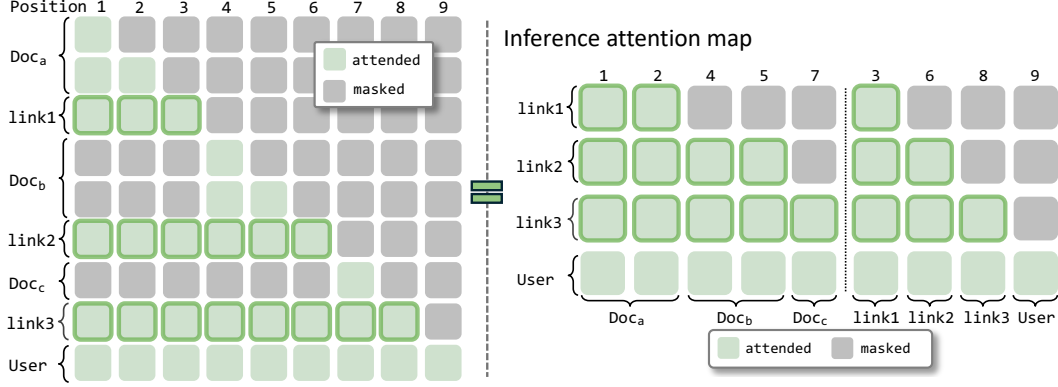


Figure 2: Left: the attention map for all tokens. The link1 token attends only to the tokens in Doc_a; link2 attends to the tokens in Doc_a and Doc_b and link2; and link3 attends to the tokens in all reused contexts and other link tokens. Right: the attention map for three link tokens and the first user input token during inference. These two attention maps are identical.

a novel mechanism to restore the self-attention connection across segments while preserving the computational efficiency of KV cache reuse. Specifically, KVLINK introduces a set of trainable “link tokens”. For every document c with length L , we append K (e.g., $K = 5$) link tokens:

$$\mathbf{c} = (c_1, \dots, c_L, c_{\text{link1}}, \dots, c_{\text{link5}}),$$

where c_1, \dots, c_L are the tokens within the original document. A customized attention map ensures that the link tokens of each document can attend to (i) all tokens (including the link tokens) in the preceding documents and (ii) tokens within the current document. These tokens serve as an interface between segments, allowing the model to reconstruct dependencies that would otherwise be lost due to independent encoding.

Figure 2 illustrates this mechanism, where one link token per document ($K = 1$) is append (token 3, 6, and 8). The tokens within a document can only maintain local causal attention, meaning they can only attend to earlier tokens within the same document. Each link token can attend to all preceding tokens. Therefore, different documents are implicitly connected through these link tokens during inference. For example, token 6 (the link token of document 2) attends to the first two documents and token 8 (the link token of document 3) attends to token 6, thus mixing the information across all retrieved documents. After the retrieved documents, the question and user tokens follow standard causal self-attention. During training, we fine-tune the LLM with this attention mechanism, jointly optimizing both the model and the newly introduced link tokens.

Figure 2 illustrates our inference strategy, which avoids recomputing KV caches for retrieved documents. In practice, we first load and concatenate the precomputed KV caches for all retrieved documents. Since these caches were precomputed, they do not need to be re-encoded. We then append only the newly introduced link tokens (tokens 3, 6, and 8, corresponding to the three documents) to the end of the reordered sequence. A forward pass is performed on these tokens using the customized attention map, ensuring that their attention behavior matches the training phase.

2.4 Compressed KV Cache Linking

Although reusing pre-computed KV caches can greatly accelerate inference, it may introduce considerable overhead in storing these caches in a database and loading them onto the GPU. This overhead presents a major challenge for integrating cache reuse into real-world RAG deployments. For example, a 1,000-token document stored as UTF-8 text occupies only about 5KB, whereas the corresponding Llama3-8B KV cache requires roughly 131MB. To address this issue, we further explore combining our method with KV cache compression techniques. Specifically, we consider the following choices: ① LLMLINGUA [12], which compresses documents by token dropping; and ② ANLLMS [13], which fine-tunes the LLM to compress each sentence in the document into an anchor token with special attention masks.

When using ANLLMs, we empirically observe a significant drop in LLM performance on question-answering benchmarks. To address this, we introduce the following modifications aimed at improving effectiveness. First, instead of compressing each sentence into a single anchor token and storing its KV cache, we divide each document into multiple consecutive chunks of fixed length and compress each chunk into multiple anchor tokens. Second, we modify the attention masks so that each anchor token attends only to tokens within its own chunk and to preceding anchor tokens. More specifically, let \mathbf{x} represent a training example from the pretraining dataset, consisting of a sequence of tokens. We split the first N tokens into N/s chunks of fixed size s :

$$\mathbf{x}^{(n)} = x_{(n-1)s+1}, \dots, x_{ns}, \quad n = 1, \dots, N/s,$$

where s denotes the chunk size. In our experiments, we set $s = 100$ by default. We then append several anchor tokens to each chunk. The LLM is trained to perform next-token prediction on the remaining tokens beyond position N , which are restricted to attend only to the anchor tokens. This setup encourages the model to compress the input into a small number of anchor tokens, allowing us to store only the KV cache of those tokens and thereby significantly reduce storage overhead. Also, by increasing the number of anchor tokens, we can better maintain the model performance given compressed KV cache. To apply this method, we first pretrain the LLM using this objective on pretraining data. We then fine-tune the model on QA datasets using KVLINK. Additional implementation details are provided in Appendix A.6.

3 Experiments

3.1 Experiment Setup

Comparison baselines. We evaluate our method against three existing approaches: ❶ PROMPT-CACHE [9], which directly reuses the precomputed KV cache of each retrieved document or context segment for model inference. Since the original PROMPTCACHE does not handle positional encoding mismatches, we enhance it by applying our positional re-encoding method (Section 2.2) to ensure the stored KV cache aligns correctly with the concatenated input. ❷ CACHEBLEND [6], which concatenates the precomputed KV caches of retrieved documents and then recomputes the KV cache for a small number of selected tokens within the retrieved documents. Following the original implementation, we set the recomputation ratio to 18%. ❸ BLOCKATTENTION [7], which explicitly trains the model to handle separately encoded KV caches by fine-tuning on QA tasks where retrieved documents are encoded independently. For all baselines and our method, we use Llama-3.2-1B-Instruct and Llama-3.2-3B-Instruct [15] as the backbone models. Since BlockAttention and our method require fine-tuning, we ensure fair comparison by using the same data mixture and training hyperparameters for both. Further implementation details for each baseline are provided in Appendix A.3.

Implementation. We adopt Llama-3.2-1B-Instruct, Llama-3.2-3B-Instruct and Llama-3.1-8B-Instruct as the backbone models, fine-tuning them for 6,000 steps using a global batch size of 64 across $8 \times H100$ GPUs. We construct the training dataset by mixing the training sets of 2WikiMQA [16], TriviaQA [17], pretraining data from FineWeb [18], and TULU 3 [19]. Further details on data preprocessing, dataset mixture, and training configurations are provided in Appendix A.1 and A.2. For our method, we train three versions, each appending 0, 1, or 5 link tokens to every document or context segment, denoted as KVLINK0, KVLINK1, and KVLINK5, respectively.

Evaluation configurations. We evaluate the effectiveness of our method in three dimensions: ❶ performance with separately encoded KV cache, ❷ the inference efficiency, ❸ the general capability preservation (*e.g.*, math reasoning and instruction-following ability), and ❹ performance with compressed KV cache.

To evaluate the model performance when using separately encoded documents or context segments, we focus on retrieval-augmented question answering tasks including NaturalQuestions [10], 2WikiMQA [16], TriviaQA [17], HotpotQA [11], and MuSiQue [20]. For NaturalQuestions, we adopt the evaluation protocol from Liu et al. [21], where the LLM is given a question along with a set of 10 retrieved documents. The document that contains the correct answer is systematically placed at each of the 10 possible positions across separate evaluation runs. The final accuracy is reported as the average over these 10 evaluations. For 2WikiMQA, HotpotQA, and MuSiQue, we utilize the originally provided retrieved documents for evaluation. For TriviaQA we retrieve 10 documents

Table 1: Performance comparison between KVLINK and other methods. The **best** results are highlighted in **bold**. KVLINK0, KVLINK1, KVLINK5 refer to using 0, 1 and 5 link tokens respectively.

	NQ	2WikiMQA	TriviaQA	HotpotQA	MuSiQue	MultiNews	Samsum
<i>Llama-3.2-1B</i>							
Original Llama	44.6%	61.8%	61.6%	49.3%	13.8%	0.197	0.301
Finetuned Upperbound	46.9%	71.9%	68.7%	56.5%	19.9%	0.193	0.291
PROMPTCACHE	18.6%	19.5%	34.9%	20.5%	1.4%	0.179	0.199
CACHEBLEND	25.7%	31.0%	52.0%	28.7%	3.7%	0.126	0.074
BLOCKATTENTION	39.0%	64.3%	64.6%	48.3%	14.3%	0.193	0.247
KVLINK 0	40.8%	62.2%	63.6%	48.1%	13.5%	0.193	0.256
KVLINK 1	43.8%	64.9%	65.7%	52.9%	16.0%	0.194	0.257
KVLINK 5	45.0%	66.0%	66.3%	55.6%	19.2%	0.196	0.256
<i>Llama-3.2-3B</i>							
Original Llama	69.4%	60.4%	72.6%	69.3%	34.8%	0.200	0.328
Finetuned Upperbound	69.7%	74.1%	76.2%	74.3%	41.5%	0.199	0.352
PROMPTCACHE	24.7%	27.8%	55.7%	24.6%	2.2%	0.203	0.224
CACHEBLEND	42.6%	47.6%	64.0%	32.7%	5.5%	0.191	0.146
BLOCKATTENTION	58.8%	70.3%	72.9%	64.3%	28.3%	0.204	0.317
KVLINK 0	62.1%	70.0%	73.3%	65.9%	28.8%	0.203	0.316
KVLINK 1	64.0%	70.9%	73.6%	68.8%	32.5%	0.203	0.318
KVLINK 5	64.4%	71.2%	73.7%	69.5%	35.8%	0.204	0.320
<i>Llama-3.1-8B</i>							
Original Llama	71.3%	77.2%	76.2%	77.6%	49.1%	0.204	0.348
Finetuned Upperbound	75.1%	78.5%	77.9%	78.2%	46.5%	0.166	0.353
PROMPTCACHE	28.9%	42.2%	62.6%	36.5%	6.7%	0.203	0.329
CACHEBLEND	55.2%	45.9%	68.8%	40.8%	6.0%	0.207	0.320
BLOCKATTENTION	70.8%	73.6%	76.6%	72.2%	38.7%	0.166	0.342
KVLINK 0	71.0%	73.3%	76.4%	72.7%	39.9%	0.163	0.342
KVLINK 1	72.4%	74.7%	76.6%	73.6%	38.9%	0.170	0.340
KVLINK 5	72.5%	73.8%	76.6%	73.8%	40.8%	0.168	0.345

using Contriever [22] following the setting in BLOCKATTENTION. In all cases, documents are encoded separately into KV cache.

Additionally, following CACHEBLEND, we evaluate on two text summarization datasets including MultiNews [23] and Samsum [24]. The LLM is given several in-context examples per instance, each separately encoded into KV cache. We report the RougeL score [25] as the metric. Notably, our evaluation datasets cover all those used by our baselines, BLOCKATTENTION and CACHEBLEND, ensuring a comprehensive and fair comparison.

To measure inference efficiency, we evaluate time-to-first-token (TTFT) under different document lengths. Specifically, we fix the number of retrieved documents at 10 and vary document lengths from 100 to 500 tokens, leading to total context lengths ranging from 1,000 to 5,000 tokens. Given pre-computed KV caches stored in CPU memory, we compare the TTFT of our method to standard LLM inference, which fully re-encodes all contexts for each query.

To ensure our method does not degrade the model’s original capabilities, we evaluate it on a range of reasoning and instruction-following benchmarks, including IFEval [26], GSM8K [27], MMLU [28], ARC-Challenge [29], ARC-Easy [29], PiQA [30], SciQ [31], Winogrande [32], and HellaSwag [33]. We report the accuracy on each dataset. For IFEval, we report both strict prompt-level accuracy (IFEval-P) and instruction-level accuracy (IFEval-I). More details of the evaluation configuration are available in Appendix A.2.

Finally, to further reduce cache-storage and loading overhead, and thereby make cache reuse practical, we evaluate reuse with compressed KV caches. We report QA accuracy under various compression methods and assess the effectiveness of KVLINK when operating on the compressed caches. The only difference from the first experiment is that we use compressed, rather than original, KV cache.

3.2 Main Results

We first evaluate the effectiveness of our method when using separately encoded KV caches. For all QA tasks, each retrieved document is encoded into the KV cache independently. In summarization tasks, each in-context example is also encoded separately, following the same setup as our baselines. The evaluation results are presented in Table 1.

To provide a more comprehensive understanding, we also include the performance of the original Llama models and their fine-tuned versions trained on the same data mixture as other methods. Importantly, these reference models are evaluated in the standard setting, where the retrieved documents or in-context examples are concatenated and encoded as a single contiguous sequence, rather than being separately encoded into KV cache. This serves as an upper bound for performance, helping contextualize our improvements.

We highlight the key observations below. First, KVLINK consistently outperforms all baselines across all datasets, demonstrating its strong effectiveness. In most QA tasks, our approach surpasses the best baseline, BLOCKATTENTION, with up to 5% higher accuracy. The only exceptions are the 2WikiMQA and TriviaQA datasets, whose training sets are included in our training data mixture. On all other evaluation datasets, our method consistently outperforms the baselines, demonstrating superior out-of-domain generalization performance. For other baselines, the gap is more significant. The performance gap is even larger when compared to other baselines. Notably, our method not only outperforms the original Llama models without fine-tuning but also achieves accuracy close to fine-tuned Llama, which is evaluated with a fully concatenated context.

Second, the link tokens appended to each document effectively bridge separately encoded documents, restoring inter-document connections. Since one of the key differences between our method and baselines is the use of link tokens for cross-document reconnection, the observed performance improvements further validate the effectiveness of our design. With negligible computational cost, these link tokens significantly enhance performance. Compared to BLOCKATTENTION, which also fine-tunes the model on QA tasks with separately encoded documents, our method demonstrates the necessity of link tokens. Without them, BLOCKATTENTION performs worse than our approach despite using the same training data.

Finally, we observe a consistent performance gain as the number of link tokens increases, reinforcing their positive impact.

3.3 Inference Efficiency Evaluation

A key objective of KVLINK is to reduce the computational overhead incurred by repeatedly encoding long contexts. To demonstrate these efficiency gains, we measure the Time-to-First-Token (TTFT) when reusing the precomputed KV cache for ten documents of varying lengths. For a realistic assessment, we include the overhead of loading the precomputed KV caches onto the GPU. Each measurement is averaged over 100 runs, with an initial 10 warm-up trials to eliminate memory allocation overhead, following the setup in [34].

Figure 3 compares our methods, KVLINK1 and KVLINK5, against standard decoding, which encodes the entire context for each query. The key observations are as follows. First, reusing the precomputed KV cache significantly improves LLM inference efficiency. To leverage the precomputed KV cache, we perform three main operations: (1) loading KV caches from CPU to GPU, (2) applying new positional encoding, and (3) encoding the link tokens for each document. All of these operations introduce only negligible latency, reducing TTFT by 85%–96% compared to standard decoding.

Second, across all context sizes, both KVLINK1 and KVLINK5 consistently achieve substantially lower TTFT relative to standard decoding.

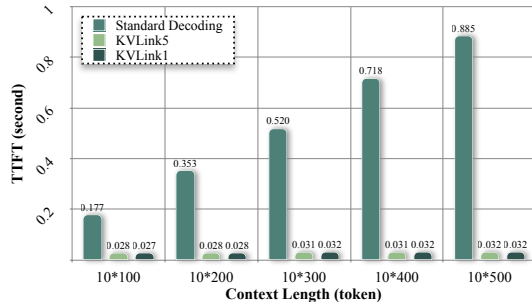


Figure 3: Inference speed comparison with ten reused contexts of varying lengths. Both KVLINK1 and KVLINK5 show considerably lower Time-to-First-Token (TTFT) than standard decoding as context size grows.

Table 2: Performance comparison between KVLINK, original Llama, and finetuned Llama under standard decoding. **WG** refers to WinoGrande, and **HS** refers to HellaSwag.

	GSM8K	MMLU	IFEval-I	IFEval-P	ARC-E	ARC-C	PiQA	SciQ	WG	HS
<i>Llama-3.2-1B</i>										
Original Llama	44.9	46.1	65.9	54.5	68.5	35.8	74.3	93.9	59.5	45.2
Finetuned Llama	39.7	43.2	64.0	50.8	68.5	35.0	74.6	94.1	59.7	45.2
KVLINK 0	41.1	42.0	63.2	50.1	67.2	33.5	74.1	93.5	57.5	43.7
KVLINK 1	41.2	42.2	64.4	51.2	67.2	33.4	73.8	93.5	57.5	43.7
KVLINK 5	41.0	42.3	64.3	51.4	67.0	33.4	73.8	93.6	57.6	43.6
<i>Llama-3.2-3B</i>										
Original Llama	77.2	60.5	82.2	75.6	74.2	43.7	75.7	95.2	67.4	52.2
Finetuned Llama	70.0	60.5	78.4	69.9	72.3	40.3	76.2	96.0	66.8	51.6
KVLINK 0	70.2	60.7	79.4	70.8	72.7	40.4	76.0	95.5	65.7	51.4
KVLINK 1	70.8	60.9	79.4	70.4	72.3	40.0	76.0	95.6	65.5	51.4
KVLINK 5	70.5	60.9	79.4	70.4	72.6	40.0	76.0	95.6	65.5	51.4
<i>Llama-3.1-8B</i>										
Original Llama	85.1	68.0	85.1	78.7	81.9	51.7	79.8	96.7	73.7	59.1
Finetuned Llama	75.4	64.3	82.7	75.6	80.9	48.3	80.3	96.3	72.9	58.6
KVLINK 0	75.2	64.8	82.8	75.8	82.1	50.8	80.0	96.8	72.5	58.9
KVLINK 1	75.5	64.0	82.4	75.4	82.2	51.1	80.7	96.8	72.8	59.0
KVLINK 5	75.7	64.0	83.0	76.2	81.5	50.4	80.3	96.6	72.4	59.1

ing. As the reused context length increases, the TTFT gap further widens, highlighting the scalability of our approach. Notably, when the context length reaches 5,000 tokens, KVLINK decreases inference latency by 96%. These results confirm that KVLINK effectively mitigates the computational cost of large-scale context encoding and is well-suited for scenarios requiring fast response times.

3.4 General Capability Preservation

While our primary objective is to enable efficient KV cache reuse, we also verify whether these modifications maintain the model’s general reasoning and instruction-following capabilities. Table 2 presents the results for three model variants: Llama-3.2-1B, Llama-3.2-3B and Llama-3.1-8B. We compare the original models, their fine-tuned counterparts, and our method with different numbers of link tokens (KVLINK0, KVLINK1, and KVLINK5).

Our key findings are as follows. First, KVLINK maintains competitive performance across all tasks, with only marginal differences from the fine-tuned models. This confirms that KVLINK successfully preserves the model’s general capabilities. Across both model sizes, the results of KVLINK are highly comparable to the fine-tuned Llama, demonstrating that our method does not significantly degrade the model’s general capabilities despite restructuring context encoding.

Second, while there are minor drops in certain benchmarks (*e.g.*, ARC-C and Winogrande) compared to the original models, these differences remain within a reasonable range, typically less than 3%. We expect that performance could be further improved by refining the data mixture and incorporating additional data on reasoning and instruction-following tasks, which we leave for future work.

3.5 KVLINK with Cache Compression

In this section, we further evaluate the effectiveness of our method when combined with KV cache compression techniques, which help reduce the overhead of storing and loading precomputed KV caches. For both compression methods described in Section 2.4, we experiment with 50% and 75% compression rates. We fine-tune the Llama-3.2-1B model using our method and the baseline models on compressed KV caches using the training sets of 2WikiMQA and TriviaQA. Additional training details are provided in Appendix A.6. We compare our method with 5 link tokens to the best-performing baseline, BLOCKATTENTION, under KV cache compression on QA tasks.

Table 3: Evaluation of KVLINK under different compression regimes. We report the QA accuracy when using compressed cache. The value to the left of the slash (/) corresponds to a 75% compression rate and the value to the right corresponds to 50% compression.

		NQ 75% / 50%	2WikiMQA 75% / 50%	TriviaQA 75% / 50%	HotpotQA 75% / 50%	MuSiQue 75% / 50%
Prompt Compression	BLOCKATTENTION	33.9 / 37.8	47.3 / 58.2	60.1 / 64.8	36.1 / 41.1	7.1 / 11.1
	KVLINK	35.5 / 41.6	47.8 / 58.2	61.0 / 65.7	37.3 / 46.6	6.5 / 11.5
Our Method	BLOCKATTENTION	37.5 / 40.5	68.4 / 70.0	67.0 / 68.8	51.1 / 54.3	14.0 / 16.7
	KVLINK	40.9 / 43.0	69.9 / 69.4	68.2 / 69.3	52.4 / 55.4	14.8 / 17.3

The evaluation results are shown in Table 3. We highlight the following findings. First, compared to LLMLINGUA, the modified ANLLMs compression retains substantially more information, resulting in consistently stronger performance across all QA benchmarks. Second, adding link tokens consistently mitigates the accuracy drop introduced by compression, restoring the model performance when using both KV cache compression techniques.

3.6 Ablation Study

We also perform ablation studies examining the robustness of our method against different data mixtures. Due to space constraints, the detailed results are provided in Appendix A.4. Our key observation is that our method can still achieve competitive performance given different data mixtures. Also, we find that specific combinations of tasks and domain coverage can slightly influence downstream performance, indicating the importance of balanced data selection. While our initial findings offer insight into more effective training mixtures, we make a comprehensive exploration of optimal data configurations for future work.

4 Related Work

Efficient inference for LLMs. As model sizes grow, serving LLMs efficiently becomes increasingly challenging. Previous work has tackled this via model pruning [35–38], quantization [39–44], and optimized decoding algorithms such as non-autoregressive decoding [45], speculative decoding [46–48], or early-exiting [49, 50]. Like these approaches, our method also aims to enhance LLM inference efficiency by reducing inference-time computation.

KV cache reuse. Recent work has explored reusing precomputed KV caches across multiple queries, often focusing on prefix-only reuse [51–53]. A few methods extend reuse to arbitrary positions, aiming for greater efficiency. PROMPTCACHE[9] allows KV cache reuse with discontinuous position IDs but ignores cross-chunk attention, causing performance drops. It also relies on Prompt Markup Language, limiting flexibility across tasks. CACHEBLEND reduces positional mismatches by selectively recomputing caches for tokens with the largest value-state variance; however, it suffers from performance degradation and the non-trivial cost of recomputing 10%–20% of tokens (plus all tokens at the first layer). BLOCKATTENTION[7] removes positional embeddings by re-encoding KV caches and directly fine-tunes on block-attention data, but lacks strategies to better connect reused contexts or refine data processing, leaving performance below ideal levels. TurboRAG [54] introduces two special tokens to mark the boundaries of reused caches. However, it still falls short in effectively reconnecting reused caches, similar to BLOCKATTENTION. A detailed discussion is provided in Appendix A.8.

KV compression. While our method focuses on accelerating inference by reusing KV caches, a complementary line of work aims to reduce memory overhead through cache eviction and quantization. For instance, [55–58] introduces an eviction policy that significantly lowers the memory footprint during generation, while [59, 42, 39, 41, 60–62] investigate quantizing KV caches to minimize storage requirements with only minor performance loss. Notably, our approach can be seamlessly integrated with these state-of-the-art eviction and quantization strategies, thereby addressing both speed and memory efficiency.

Retrieve-augmented generation. Retrieval-augmented generation (RAG) is widely used to enhance the generation capabilities of language models by retrieving supporting documents. Retrievers such

as dense retrievers or BM25 [22, 63, 64] are typically employed to find the most relevant documents for a given user query or context. In addition to simply concatenating the retrieved text with the input [65], there are also other methods for integrating the retrieved knowledge into the models. For instance, LongMem [66] encodes documents into caches and uses a trained side net to incorporate these knowledge caches into the context for long-context tasks. With the advances of LLMs across various NLP tasks, certain studies have focused on improving RAG with LLM [67, 68]. Some research also explores how to enhance the robustness of LLMs when processing retrieved knowledge. For example, RAFT [69] provides a fine-tuning strategy that strengthens LLMs against noisy contexts in domain-specific RAG.

5 Conclusion

In this paper, we introduced a method to improve LLM efficiency by reusing pre-computed KV caches. With precomputed KV caches for retrieved documents or context segments, our method can avoid redundant computation for overlapping contexts across different queries. In the future, we will refine our data mixture and investigate optimal fine-tuning strategies to further enhance performance. Additionally, we plan to explore real-world deployment scenarios to maximize the inference efficiency of LLMs. The limitation and societal impact sections are included in the Appendix.

Acknowledgments

The work of Jingbo Yang, Bairu Hou and Shiyu Chang was partially supported by National Science Foundation (NSF) Grant IIS-2338252, NSF Grant IIS-2207052, and NSF Grant IIS-2302730. The computing resources used in this work were partially supported by the Accelerate Foundation Models Research program of Microsoft.

References

- [1] Yunfan Gao, Yun Xiong, Xinyu Gao, Kangxiang Jia, Jinliu Pan, Yuxi Bi, Yi Dai, Jiawei Sun, and Haofen Wang. Retrieval-augmented generation for large language models: A survey. *arXiv preprint arXiv:2312.10997*, 2023.
- [2] Xiaohua Wang, Zhenghua Wang, Xuan Gao, Feiran Zhang, Yixin Wu, Zhibo Xu, Tianyuan Shi, Zhengyuan Wang, Shizheng Li, Qi Qian, et al. Searching for best practices in retrieval-augmented generation. In *Proceedings of the 2024 Conference on Empirical Methods in Natural Language Processing*, pages 17716–17736, 2024.
- [3] Zhuowan Li, Cheng Li, Mingyang Zhang, Qiaozhu Mei, and Michael Bendersky. Retrieval augmented generation or long-context llms? a comprehensive study and hybrid approach. In *Proceedings of the 2024 Conference on Empirical Methods in Natural Language Processing: Industry Track*, pages 881–893, 2024.
- [4] Qingyun Wu, Gagan Bansal, Jieyu Zhang, Yiran Wu, Shaokun Zhang, Erkang Zhu, Beibin Li, Li Jiang, Xiaoyun Zhang, and Chi Wang. Autogen: Enabling next-gen llm applications via multi-agent conversation framework. *arXiv preprint arXiv:2308.08155*, 2023.
- [5] Zijun Liu, Yanzhe Zhang, Peng Li, Yang Liu, and Diyi Yang. A dynamic llm-powered agent network for task-oriented agent collaboration. In *First Conference on Language Modeling*, 2024.
- [6] Jiayi Yao, Hanchen Li, Yuhao Liu, Siddhant Ray, Yihua Cheng, Qizheng Zhang, Kuntai Du, Shan Lu, and Junchen Jiang. Cacheblend: Fast large language model serving with cached knowledge fusion. *arXiv preprint arXiv:2405.16444*, 2024.
- [7] East Sun, Yan Wang, and Lan Tian. Block-attention for efficient rag. *arXiv preprint arXiv:2409.15355*, 2024.
- [8] Zhisong Zhang, Yan Wang, Xinting Huang, Tianqing Fang, Hongming Zhang, Chenlong Deng, Shuaiyi Li, and Dong Yu. Attention entropy is a key factor: An analysis of parallel context encoding with full-attention-based pre-trained language models. *arXiv preprint arXiv:2412.16545*, 2024.

- [9] In Gim, Guojun Chen, Seung-seob Lee, Nikhil Sarda, Anurag Khandelwal, and Lin Zhong. Prompt cache: Modular attention reuse for low-latency inference. *Proceedings of Machine Learning and Systems*, 6:325–338, 2024.
- [10] Tom Kwiatkowski, Jennimaria Palomaki, Olivia Redfield, Michael Collins, Ankur Parikh, Chris Alberti, Danielle Epstein, Illia Polosukhin, Jacob Devlin, Kenton Lee, et al. Natural questions: a benchmark for question answering research. *Transactions of the Association for Computational Linguistics*, 7:453–466, 2019.
- [11] Zhilin Yang, Peng Qi, Saizheng Zhang, Yoshua Bengio, William W Cohen, Ruslan Salakhutdinov, and Christopher D Manning. Hotpotqa: A dataset for diverse, explainable multi-hop question answering. *arXiv preprint arXiv:1809.09600*, 2018.
- [12] Zhuoshi Pan, Qianhui Wu, Huiqiang Jiang, Menglin Xia, Xufang Luo, Jue Zhang, Qingwei Lin, Victor Rühle, Yuqing Yang, Chin-Yew Lin, et al. LlmLingua-2: Data distillation for efficient and faithful task-agnostic prompt compression. *arXiv preprint arXiv:2403.12968*, 2024.
- [13] Jianhui Pang, Fanghua Ye, Derek Wong, Xin He, Wanshun Chen, and Longyue Wang. Anchor-based large language models. In *Findings of the Association for Computational Linguistics ACL 2024*, pages 4958–4976, 2024.
- [14] Jianlin Su, Murtadha Ahmed, Yu Lu, Shengfeng Pan, Wen Bo, and Yunfeng Liu. Roformer: Enhanced transformer with rotary position embedding. *Neurocomputing*, 568:127063, 2024.
- [15] Meta AI. Llama 3 and vision: Bringing next-gen ai to edge and mobile devices, 2024. URL <https://ai.meta.com/blog/llama-3-2-connect-2024-vision-edge-mobile-devices/>. Accessed: 2024-11-10.
- [16] Xanh Ho, Anh-Khoa Duong Nguyen, Saku Sugawara, and Akiko Aizawa. Constructing a multi-hop qa dataset for comprehensive evaluation of reasoning steps. In *Proceedings of the 28th International Conference on Computational Linguistics*, pages 6609–6625, 2020.
- [17] Mandar Joshi, Eunsol Choi, Daniel S Weld, and Luke Zettlemoyer. Triviaqa: A large scale distantly supervised challenge dataset for reading comprehension. In *Proceedings of the 55th Annual Meeting of the Association for Computational Linguistics (Volume 1: Long Papers)*, pages 1601–1611, 2017.
- [18] Guilherme Penedo, Hynek Kydlíček, Loubna Ben allal, Anton Lozhkov, Margaret Mitchell, Colin Raffel, Leandro Von Werra, and Thomas Wolf. The fineweb datasets: Decanting the web for the finest text data at scale. In *The Thirty-eight Conference on Neural Information Processing Systems Datasets and Benchmarks Track*, 2024.
- [19] Nathan Lambert, Jacob Morrison, Valentina Pyatkin, Shengyi Huang, Hamish Ivison, Faeze Brahman, Lester James V Miranda, Alisa Liu, Nouha Dziri, Shane Lyu, et al. Tulu 3: Pushing frontiers in open language model post-training. *arXiv preprint arXiv:2411.15124*, 2024.
- [20] Harsh Trivedi, Niranjan Balasubramanian, Tushar Khot, and Ashish Sabharwal. Musique: Multihop questions via single-hop question composition. *Transactions of the Association for Computational Linguistics*, 10:539–554, 2022.
- [21] Nelson F Liu, Kevin Lin, John Hewitt, Ashwin Paranjape, Michele Bevilacqua, Fabio Petroni, and Percy Liang. Lost in the middle: How language models use long contexts. *Transactions of the Association for Computational Linguistics*, 12:157–173, 2024.
- [22] Gautier Izacard, Mathilde Caron, Lucas Hosseini, Sebastian Riedel, Piotr Bojanowski, Armand Joulin, and Edouard Grave. Unsupervised dense information retrieval with contrastive learning. *arXiv preprint arXiv:2112.09118*, 2021.
- [23] Alexander R Fabbri, Irene Li, Tianwei She, Suyi Li, and Dragomir R Radev. Multi-news: A large-scale multi-document summarization dataset and abstractive hierarchical model. *arXiv preprint arXiv:1906.01749*, 2019.

- [24] Bogdan Gliwa, Iwona Mochol, Maciej Biesek, and Aleksander Wawer. Samsun corpus: A human-annotated dialogue dataset for abstractive summarization. *arXiv preprint arXiv:1911.12237*, 2019.
- [25] Chin-Yew Lin. Rouge: A package for automatic evaluation of summaries. In *Text summarization branches out*, pages 74–81, 2004.
- [26] Jeffrey Zhou, Tianjian Lu, Swaroop Mishra, Siddhartha Brahma, Sujoy Basu, Yi Luan, Denny Zhou, and Le Hou. Instruction-following evaluation for large language models. *arXiv preprint arXiv:2311.07911*, 2023.
- [27] Karl Cobbe, Vineet Kosaraju, Mohammad Bavarian, Mark Chen, Heewoo Jun, Lukasz Kaiser, Matthias Plappert, Jerry Tworek, Jacob Hilton, Reiichiro Nakano, et al. Training verifiers to solve math word problems. *arXiv preprint arXiv:2110.14168*, 2021.
- [28] Dan Hendrycks, Collin Burns, Steven Basart, Andy Zou, Mantas Mazeika, Dawn Song, and Jacob Steinhardt. Measuring massive multitask language understanding. *arXiv preprint arXiv:2009.03300*, 2020.
- [29] Peter Clark, Isaac Cowhey, Oren Etzioni, Tushar Khot, Ashish Sabharwal, Carissa Schoenick, and Oyvind Tafjord. Think you have solved question answering? try arc, the ai2 reasoning challenge. *arXiv preprint arXiv:1803.05457*, 2018.
- [30] Yonatan Bisk, Rowan Zellers, Jianfeng Gao, Yejin Choi, et al. Piqa: Reasoning about physical commonsense in natural language. In *Proceedings of the AAAI conference on artificial intelligence*, volume 34, pages 7432–7439, 2020.
- [31] Johannes Welbl, Nelson F Liu, and Matt Gardner. Crowdsourcing multiple choice science questions. *arXiv preprint arXiv:1707.06209*, 2017.
- [32] Keisuke Sakaguchi, Ronan Le Bras, Chandra Bhagavatula, and Yejin Choi. Winogrande: An adversarial winograd schema challenge at scale. *Communications of the ACM*, 64(9):99–106, 2021.
- [33] Rowan Zellers, Ari Holtzman, Yonatan Bisk, Ali Farhadi, and Yejin Choi. Hellaswag: Can a machine really finish your sentence? *arXiv preprint arXiv:1905.07830*, 2019.
- [34] Guangxuan Xiao, Jiaming Tang, Jingwei Zuo, Junxian Guo, Shang Yang, Haotian Tang, Yao Fu, and Song Han. Duoattention: Efficient long-context llm inference with retrieval and streaming heads. *arXiv preprint arXiv:2410.10819*, 2024.
- [35] Xin Men, Mingyu Xu, Qingyu Zhang, Bingning Wang, Hongyu Lin, Yaojie Lu, Xianpei Han, and Weipeng Chen. Shortgpt: Layers in large language models are more redundant than you expect. *arXiv preprint arXiv:2403.03853*, 2024.
- [36] Sharath Turuvekere Sreenivas, Saurav Muralidharan, Raviraj Joshi, Marcin Chochowski, Mostofa Patwary, Mohammad Shoeybi, Bryan Catanzaro, Jan Kautz, and Pavlo Molchanov. Llm pruning and distillation in practice: The minitron approach. *arXiv preprint arXiv:2408.11796*, 2024.
- [37] Mengzhou Xia, Tianyu Gao, Zhiyuan Zeng, and Danqi Chen. Sheared llama: Accelerating language model pre-training via structured pruning. In *The Twelfth International Conference on Learning Representations*, 2024.
- [38] Bairu Hou, Qibin Chen, Jianyu Wang, Guoli Yin, Chong Wang, Nan Du, Ruoming Pang, Shiyu Chang, and Tao Lei. Instruction-following pruning for large language models. In *Forty-second International Conference on Machine Learning*, 2025.
- [39] Ji Lin, Jiaming Tang, Haotian Tang, Shang Yang, Wei-Ming Chen, Wei-Chen Wang, Guangxuan Xiao, Xingyu Dang, Chuang Gan, and Song Han. Awq: Activation-aware weight quantization for on-device llm compression and acceleration. *Proceedings of Machine Learning and Systems*, 6:87–100, 2024.

- [40] Mart van Baalen, Andrey Kuzmin, Markus Nagel, Peter Couperus, Cedric Bastoul, Eric Mahurin, Tijmen Blankevoort, and Paul Whatmough. Gptvq: The blessing of dimensionality for llm quantization. *arXiv preprint arXiv:2402.15319*, 2024.
- [41] Elias Frantar, Saleh Ashkboos, Torsten Hoefler, and Dan Alistarh. Gptq: Accurate post-training quantization for generative pre-trained transformers. *arXiv preprint arXiv:2210.17323*, 2022.
- [42] Guangxuan Xiao, Ji Lin, Mickael Seznec, Hao Wu, Julien Demouth, and Song Han. Smoothquant: Accurate and efficient post-training quantization for large language models. In *International Conference on Machine Learning*, pages 38087–38099. PMLR, 2023.
- [43] Zhewei Yao, Reza Yazdani Aminabadi, Minjia Zhang, Xiaoxia Wu, Conglong Li, and Yuxiong He. Zeroquant: Efficient and affordable post-training quantization for large-scale transformers. *Advances in Neural Information Processing Systems*, 35:27168–27183, 2022.
- [44] Tim Dettmers, Mike Lewis, Younes Belkada, and Luke Zettlemoyer. Gpt3. int8 (): 8-bit matrix multiplication for transformers at scale. *Advances in Neural Information Processing Systems*, 35:30318–30332, 2022.
- [45] Andrea Santilli, Silvio Severino, Emilian Postolache, Valentino Maiorca, Michele Mancusi, Riccardo Marin, and Emanuele Rodolà. Accelerating transformer inference for translation via parallel decoding. *arXiv preprint arXiv:2305.10427*, 2023.
- [46] Sehoon Kim, Karttikeya Mangalam, Suhong Moon, Jitendra Malik, Michael W Mahoney, Amir Gholami, and Kurt Keutzer. Speculative decoding with big little decoder. *Advances in Neural Information Processing Systems*, 36, 2024.
- [47] Mostafa Elhoushi, Akshat Shrivastava, Diana Liskovich, Basil Hosmer, Bram Wasti, Liangzhen Lai, Anas Mahmoud, Bilge Acun, Saurabh Agarwal, Ahmed Roman, et al. Layer skip: Enabling early exit inference and self-speculative decoding. *arXiv preprint arXiv:2404.16710*, 2024.
- [48] Xupeng Miao, Gabriele Oliaro, Zhihao Zhang, Xinhao Cheng, Zeyu Wang, Zhengxin Zhang, Rae Ying Yee Wong, Alan Zhu, Lijie Yang, Xiaoxiang Shi, et al. Specinfer: Accelerating generative large language model serving with tree-based speculative inference and verification. *arXiv preprint arXiv:2305.09781*, 2023.
- [49] Xuanli He, Iman Keivanloo, Yi Xu, Xiang He, Belinda Zeng, Santosh Rajagopalan, and Trishul Chilimbi. Magic pyramid: Accelerating inference with early exiting and token pruning. *arXiv preprint arXiv:2111.00230*, 2021.
- [50] Jun Kong, Jin Wang, Liang-Chih Yu, and Xuejie Zhang. Accelerating inference for pretrained language models by unified multi-perspective early exiting. In *Proceedings of the 29th International Conference on Computational Linguistics*, pages 4677–4686, 2022.
- [51] Chao Jin, Zili Zhang, Xuanlin Jiang, Fangyue Liu, Xin Liu, Xuanzhe Liu, and Xin Jin. Ragcache: Efficient knowledge caching for retrieval-augmented generation. *arXiv preprint arXiv:2404.12457*, 2024.
- [52] Shu Liu, Asim Biswal, Audrey Cheng, Xiangxi Mo, Shiyi Cao, Joseph E Gonzalez, Ion Stoica, and Matei Zaharia. Optimizing llm queries in relational workloads. *arXiv preprint arXiv:2403.05821*, 2024.
- [53] Lianmin Zheng, Liangsheng Yin, Zhiqiang Xie, Jeff Huang, Chuyue Sun, Cody_Hao Yu, Shiyi Cao, Christos Kozyrakis, Ion Stoica, Joseph E Gonzalez, et al. Efficiently programming large language models using sglang. 2023.
- [54] Songshuo Lu, Hua Wang, Yutian Rong, Zhi Chen, and Yaohua Tang. Turborag: Accelerating retrieval-augmented generation with precomputed kv caches for chunked text. *arXiv preprint arXiv:2410.07590*, 2024.
- [55] Zhenyu Zhang, Ying Sheng, Tianyi Zhou, Tianlong Chen, Lianmin Zheng, Ruisi Cai, Zhao Song, Yuandong Tian, Christopher Ré, Clark Barrett, et al. H2o: Heavy-hitter oracle for efficient generative inference of large language models. *Advances in Neural Information Processing Systems*, 36, 2024.

- [56] Matanel Oren, Michael Hassid, Nir Yarden, Yossi Adi, and Roy Schwartz. Transformers are multi-state rnns. *arXiv preprint arXiv:2401.06104*, 2024.
- [57] Guangxuan Xiao, Yuandong Tian, Beidi Chen, Song Han, and Mike Lewis. Efficient streaming language models with attention sinks. *arXiv preprint arXiv:2309.17453*, 2023.
- [58] Suyu Ge, Yunan Zhang, Liyuan Liu, Minjia Zhang, Jiawei Han, and Jianfeng Gao. Model tells you what to discard: Adaptive kv cache compression for llms. *arXiv preprint arXiv:2310.01801*, 2023.
- [59] Zirui Liu, Jiayi Yuan, Hongye Jin, Shaochen Zhong, Zhaozhuo Xu, Vladimir Braverman, Beidi Chen, and Xia Hu. Kivi: A tuning-free asymmetric 2bit quantization for kv cache. *arXiv preprint arXiv:2402.02750*, 2024.
- [60] Sehoon Kim, Coleman Hooper, Amir Gholami, Zhen Dong, Xiuyu Li, Sheng Shen, Michael W Mahoney, and Kurt Keutzer. Squeezellm: Dense-and-sparse quantization. *arXiv preprint arXiv:2306.07629*, 2023.
- [61] Yilong Zhao, Chien-Yu Lin, Kan Zhu, Zihao Ye, Lequn Chen, Size Zheng, Luis Ceze, Arvind Krishnamurthy, Tianqi Chen, and Baris Kasikci. Atom: Low-bit quantization for efficient and accurate llm serving. *Proceedings of Machine Learning and Systems*, 6:196–209, 2024.
- [62] Ying Sheng, Lianmin Zheng, Binhang Yuan, Zhuohan Li, Max Ryabinin, Beidi Chen, Percy Liang, Christopher Ré, Ion Stoica, and Ce Zhang. Flexgen: High-throughput generative inference of large language models with a single gpu. In *International Conference on Machine Learning*, pages 31094–31116. PMLR, 2023.
- [63] Jinhyuk Lee, Mujeen Sung, Jaewoo Kang, and Danqi Chen. Learning dense representations of phrases at scale. *arXiv preprint arXiv:2012.12624*, 2020.
- [64] Stephen Robertson, Hugo Zaragoza, et al. The probabilistic relevance framework: Bm25 and beyond. *Foundations and Trends® in Information Retrieval*, 3(4):333–389, 2009.
- [65] Gautier Izacard and Edouard Grave. Leveraging passage retrieval with generative models for open domain question answering. *arXiv preprint arXiv:2007.01282*, 2020.
- [66] Weizhi Wang, Li Dong, Hao Cheng, Xiaodong Liu, Xifeng Yan, Jianfeng Gao, and Furu Wei. Augmenting language models with long-term memory. *Advances in Neural Information Processing Systems*, 36:74530–74543, 2023.
- [67] Florin Cuconasu, Giovanni Trappolini, Federico Siciliano, Simone Filice, Cesare Campagnano, Yoelle Maarek, Nicola Tonellotto, and Fabrizio Silvestri. The power of noise: Redefining retrieval for rag systems. In *Proceedings of the 47th International ACM SIGIR Conference on Research and Development in Information Retrieval*, pages 719–729, 2024.
- [68] Akari Asai, Zeqiu Wu, Yizhong Wang, Avirup Sil, and Hannaneh Hajishirzi. Self-rag: Learning to retrieve, generate, and critique through self-reflection. In *The Twelfth International Conference on Learning Representations*, 2023.
- [69] Tianjun Zhang, Shishir G Patil, Naman Jain, Sheng Shen, Matei Zaharia, Ion Stoica, and Joseph E Gonzalez. Raft: Adapting language model to domain specific rag. In *First Conference on Language Modeling*, 2024.
- [70] Zhilin Wang, Yi Dong, Olivier Delalleau, Jiaqi Zeng, Gerald Shen, Daniel Egert, Jimmy J Zhang, Makesh Narsimhan Sreedhar, and Oleksii Kuchaiev. Helpsteer2: Open-source dataset for training top-performing reward models. *arXiv preprint arXiv:2406.08673*, 2024.
- [71] Shashi Narayan, Shay B Cohen, and Mirella Lapata. Don’t give me the details, just the summary! topic-aware convolutional neural networks for extreme summarization. In *Proceedings of the 2018 Conference on Empirical Methods in Natural Language Processing*, pages 1797–1807, 2018.
- [72] Josh Achiam, Steven Adler, Sandhini Agarwal, Lama Ahmad, Ilge Akkaya, Florencia Leoni Aleman, Diogo Almeida, Janko Altschmidt, Sam Altman, Shyamal Anadkat, et al. Gpt-4 technical report. *arXiv preprint arXiv:2303.08774*, 2023.

- [73] Nikhil Kandpal, Haikang Deng, Adam Roberts, Eric Wallace, and Colin Raffel. Large language models struggle to learn long-tail knowledge. In *International Conference on Machine Learning*, pages 15696–15707. PMLR, 2023.
- [74] Alex Mallen, Akari Asai, Victor Zhong, Rajarshi Das, Daniel Khashabi, and Hannaneh Hajishirzi. When not to trust language models: Investigating effectiveness of parametric and non-parametric memories. *arXiv preprint arXiv:2212.10511*, 2022.
- [75] Leo Gao, Jonathan Tow, Baber Abbasi, Stella Biderman, Sid Black, Anthony DiPofi, Charles Foster, Laurence Golding, Jeffrey Hsu, Alain Le Noac’h, Haonan Li, Kyle McDonell, Niklas Muennighoff, Chris Ociepa, Jason Phang, Laria Reynolds, Hailey Schoelkopf, Aviya Skowron, Lintang Sutawika, Eric Tang, Anish Thite, Ben Wang, Kevin Wang, and Andy Zou. A framework for few-shot language model evaluation, 07 2024. URL <https://zenodo.org/records/12608602>.

NeurIPS Paper Checklist

1. Claims

Question: Do the main claims made in the abstract and introduction accurately reflect the paper's contributions and scope?

Answer: [\[Yes\]](#)

Justification: The main contribution of the paper is to propose KVLINK for addressing performance degradation problem in cache reuse, thus accelerating LLM inference. The main claims made in the abstract and introduction is also verified by experimental results in Section 3.

Guidelines:

- The answer NA means that the abstract and introduction do not include the claims made in the paper.
- The abstract and/or introduction should clearly state the claims made, including the contributions made in the paper and important assumptions and limitations. A No or NA answer to this question will not be perceived well by the reviewers.
- The claims made should match theoretical and experimental results, and reflect how much the results can be expected to generalize to other settings.
- It is fine to include aspirational goals as motivation as long as it is clear that these goals are not attained by the paper.

2. Limitations

Question: Does the paper discuss the limitations of the work performed by the authors?

Answer: [\[Yes\]](#)

Justification: The limitation is discussed in the Appendix A.9.

Guidelines:

- The answer NA means that the paper has no limitation while the answer No means that the paper has limitations, but those are not discussed in the paper.
- The authors are encouraged to create a separate "Limitations" section in their paper.
- The paper should point out any strong assumptions and how robust the results are to violations of these assumptions (e.g., independence assumptions, noiseless settings, model well-specification, asymptotic approximations only holding locally). The authors should reflect on how these assumptions might be violated in practice and what the implications would be.
- The authors should reflect on the scope of the claims made, e.g., if the approach was only tested on a few datasets or with a few runs. In general, empirical results often depend on implicit assumptions, which should be articulated.
- The authors should reflect on the factors that influence the performance of the approach. For example, a facial recognition algorithm may perform poorly when image resolution is low or images are taken in low lighting. Or a speech-to-text system might not be used reliably to provide closed captions for online lectures because it fails to handle technical jargon.
- The authors should discuss the computational efficiency of the proposed algorithms and how they scale with dataset size.
- If applicable, the authors should discuss possible limitations of their approach to address problems of privacy and fairness.
- While the authors might fear that complete honesty about limitations might be used by reviewers as grounds for rejection, a worse outcome might be that reviewers discover limitations that aren't acknowledged in the paper. The authors should use their best judgment and recognize that individual actions in favor of transparency play an important role in developing norms that preserve the integrity of the community. Reviewers will be specifically instructed to not penalize honesty concerning limitations.

3. Theory assumptions and proofs

Question: For each theoretical result, does the paper provide the full set of assumptions and a complete (and correct) proof?

Answer: [NA]

Justification: The paper does not include theoretical results.

Guidelines:

- The answer NA means that the paper does not include theoretical results.
- All the theorems, formulas, and proofs in the paper should be numbered and cross-referenced.
- All assumptions should be clearly stated or referenced in the statement of any theorems.
- The proofs can either appear in the main paper or the supplemental material, but if they appear in the supplemental material, the authors are encouraged to provide a short proof sketch to provide intuition.
- Inversely, any informal proof provided in the core of the paper should be complemented by formal proofs provided in appendix or supplemental material.
- Theorems and Lemmas that the proof relies upon should be properly referenced.

4. Experimental result reproducibility

Question: Does the paper fully disclose all the information needed to reproduce the main experimental results of the paper to the extent that it affects the main claims and/or conclusions of the paper (regardless of whether the code and data are provided or not)?

Answer: [Yes]

Justification: The details of reproducing the proposed method and the experiment results are included in Section 3.1 and Appendix A.2. We will also release the code, datasets, and KVLINK models used in the experiments.

Guidelines:

- The answer NA means that the paper does not include experiments.
- If the paper includes experiments, a No answer to this question will not be perceived well by the reviewers: Making the paper reproducible is important, regardless of whether the code and data are provided or not.
- If the contribution is a dataset and/or model, the authors should describe the steps taken to make their results reproducible or verifiable.
- Depending on the contribution, reproducibility can be accomplished in various ways. For example, if the contribution is a novel architecture, describing the architecture fully might suffice, or if the contribution is a specific model and empirical evaluation, it may be necessary to either make it possible for others to replicate the model with the same dataset, or provide access to the model. In general, releasing code and data is often one good way to accomplish this, but reproducibility can also be provided via detailed instructions for how to replicate the results, access to a hosted model (e.g., in the case of a large language model), releasing of a model checkpoint, or other means that are appropriate to the research performed.
- While NeurIPS does not require releasing code, the conference does require all submissions to provide some reasonable avenue for reproducibility, which may depend on the nature of the contribution. For example
 - (a) If the contribution is primarily a new algorithm, the paper should make it clear how to reproduce that algorithm.
 - (b) If the contribution is primarily a new model architecture, the paper should describe the architecture clearly and fully.
 - (c) If the contribution is a new model (e.g., a large language model), then there should either be a way to access this model for reproducing the results or a way to reproduce the model (e.g., with an open-source dataset or instructions for how to construct the dataset).
 - (d) We recognize that reproducibility may be tricky in some cases, in which case authors are welcome to describe the particular way they provide for reproducibility. In the case of closed-source models, it may be that access to the model is limited in some way (e.g., to registered users), but it should be possible for other researchers to have some path to reproducing or verifying the results.

5. Open access to data and code

Question: Does the paper provide open access to the data and code, with sufficient instructions to faithfully reproduce the main experimental results, as described in supplemental material?

Answer: [Yes]

Justification: The code and data will be provided in supplemental material. There will be detailed instructions about setting up environment, data processing and reproducing the results.

Guidelines:

- The answer NA means that paper does not include experiments requiring code.
- Please see the NeurIPS code and data submission guidelines (<https://nips.cc/public/guides/CodeSubmissionPolicy>) for more details.
- While we encourage the release of code and data, we understand that this might not be possible, so “No” is an acceptable answer. Papers cannot be rejected simply for not including code, unless this is central to the contribution (e.g., for a new open-source benchmark).
- The instructions should contain the exact command and environment needed to run to reproduce the results. See the NeurIPS code and data submission guidelines (<https://nips.cc/public/guides/CodeSubmissionPolicy>) for more details.
- The authors should provide instructions on data access and preparation, including how to access the raw data, preprocessed data, intermediate data, and generated data, etc.
- The authors should provide scripts to reproduce all experimental results for the new proposed method and baselines. If only a subset of experiments are reproducible, they should state which ones are omitted from the script and why.
- At submission time, to preserve anonymity, the authors should release anonymized versions (if applicable).
- Providing as much information as possible in supplemental material (appended to the paper) is recommended, but including URLs to data and code is permitted.

6. Experimental setting/details

Question: Does the paper specify all the training and test details (e.g., data splits, hyperparameters, how they were chosen, type of optimizer, etc.) necessary to understand the results?

Answer: [Yes]

Justification: The experiment details for training and test are included in Section 3.1 and Appendix A.2.

Guidelines:

- The answer NA means that the paper does not include experiments.
- The experimental setting should be presented in the core of the paper to a level of detail that is necessary to appreciate the results and make sense of them.
- The full details can be provided either with the code, in appendix, or as supplemental material.

7. Experiment statistical significance

Question: Does the paper report error bars suitably and correctly defined or other appropriate information about the statistical significance of the experiments?

Answer: [No]

Justification: Error bars are not reported because empirically the training process is stable and greedy decoding is used in the evaluation.

Guidelines:

- The answer NA means that the paper does not include experiments.
- The authors should answer "Yes" if the results are accompanied by error bars, confidence intervals, or statistical significance tests, at least for the experiments that support the main claims of the paper.

- The factors of variability that the error bars are capturing should be clearly stated (for example, train/test split, initialization, random drawing of some parameter, or overall run with given experimental conditions).
- The method for calculating the error bars should be explained (closed form formula, call to a library function, bootstrap, etc.)
- The assumptions made should be given (e.g., Normally distributed errors).
- It should be clear whether the error bar is the standard deviation or the standard error of the mean.
- It is OK to report 1-sigma error bars, but one should state it. The authors should preferably report a 2-sigma error bar than state that they have a 96% CI, if the hypothesis of Normality of errors is not verified.
- For asymmetric distributions, the authors should be careful not to show in tables or figures symmetric error bars that would yield results that are out of range (e.g. negative error rates).
- If error bars are reported in tables or plots, The authors should explain in the text how they were calculated and reference the corresponding figures or tables in the text.

8. Experiments compute resources

Question: For each experiment, does the paper provide sufficient information on the computer resources (type of compute workers, memory, time of execution) needed to reproduce the experiments?

Answer: [Yes]

Justification: The experiment computer resources used are reported in the Section 3.1

Guidelines:

- The answer NA means that the paper does not include experiments.
- The paper should indicate the type of compute workers CPU or GPU, internal cluster, or cloud provider, including relevant memory and storage.
- The paper should provide the amount of compute required for each of the individual experimental runs as well as estimate the total compute.
- The paper should disclose whether the full research project required more compute than the experiments reported in the paper (e.g., preliminary or failed experiments that didn't make it into the paper).

9. Code of ethics

Question: Does the research conducted in the paper conform, in every respect, with the NeurIPS Code of Ethics <https://neurips.cc/public/EthicsGuidelines>?

Answer: [Yes]

Justification: The research conducted in the paper conform with the NeurIPS Code of Ethics in every respect.

Guidelines:

- The answer NA means that the authors have not reviewed the NeurIPS Code of Ethics.
- If the authors answer No, they should explain the special circumstances that require a deviation from the Code of Ethics.
- The authors should make sure to preserve anonymity (e.g., if there is a special consideration due to laws or regulations in their jurisdiction).

10. Broader impacts

Question: Does the paper discuss both potential positive societal impacts and negative societal impacts of the work performed?

Answer: [Yes]

Justification: The societal impacts are discussed in the Appendix A.10.

Guidelines:

- The answer NA means that there is no societal impact of the work performed.

- If the authors answer NA or No, they should explain why their work has no societal impact or why the paper does not address societal impact.
- Examples of negative societal impacts include potential malicious or unintended uses (e.g., disinformation, generating fake profiles, surveillance), fairness considerations (e.g., deployment of technologies that could make decisions that unfairly impact specific groups), privacy considerations, and security considerations.
- The conference expects that many papers will be foundational research and not tied to particular applications, let alone deployments. However, if there is a direct path to any negative applications, the authors should point it out. For example, it is legitimate to point out that an improvement in the quality of generative models could be used to generate deepfakes for disinformation. On the other hand, it is not needed to point out that a generic algorithm for optimizing neural networks could enable people to train models that generate Deepfakes faster.
- The authors should consider possible harms that could arise when the technology is being used as intended and functioning correctly, harms that could arise when the technology is being used as intended but gives incorrect results, and harms following from (intentional or unintentional) misuse of the technology.
- If there are negative societal impacts, the authors could also discuss possible mitigation strategies (e.g., gated release of models, providing defenses in addition to attacks, mechanisms for monitoring misuse, mechanisms to monitor how a system learns from feedback over time, improving the efficiency and accessibility of ML).

11. Safeguards

Question: Does the paper describe safeguards that have been put in place for responsible release of data or models that have a high risk for misuse (e.g., pretrained language models, image generators, or scraped datasets)?

Answer: [NA]

Justification: The paper does not introduce any additional risk of LLM misuse.

Guidelines:

- The answer NA means that the paper poses no such risks.
- Released models that have a high risk for misuse or dual-use should be released with necessary safeguards to allow for controlled use of the model, for example by requiring that users adhere to usage guidelines or restrictions to access the model or implementing safety filters.
- Datasets that have been scraped from the Internet could pose safety risks. The authors should describe how they avoided releasing unsafe images.
- We recognize that providing effective safeguards is challenging, and many papers do not require this, but we encourage authors to take this into account and make a best faith effort.

12. Licenses for existing assets

Question: Are the creators or original owners of assets (e.g., code, data, models), used in the paper, properly credited and are the license and terms of use explicitly mentioned and properly respected?

Answer: [Yes]

Justification: The creators or owners of assets used are well credited and the corresponding licenses are included in Appendix A.11.

Guidelines:

- The answer NA means that the paper does not use existing assets.
- The authors should cite the original paper that produced the code package or dataset.
- The authors should state which version of the asset is used and, if possible, include a URL.
- The name of the license (e.g., CC-BY 4.0) should be included for each asset.
- For scraped data from a particular source (e.g., website), the copyright and terms of service of that source should be provided.

- If assets are released, the license, copyright information, and terms of use in the package should be provided. For popular datasets, paperswithcode.com/datasets has curated licenses for some datasets. Their licensing guide can help determine the license of a dataset.
- For existing datasets that are re-packaged, both the original license and the license of the derived asset (if it has changed) should be provided.
- If this information is not available online, the authors are encouraged to reach out to the asset's creators.

13. **New assets**

Question: Are new assets introduced in the paper well documented and is the documentation provided alongside the assets?

Answer: [NA]

Justification: The paper does not release new assets.

Guidelines:

- The answer NA means that the paper does not release new assets.
- Researchers should communicate the details of the dataset/code/model as part of their submissions via structured templates. This includes details about training, license, limitations, etc.
- The paper should discuss whether and how consent was obtained from people whose asset is used.
- At submission time, remember to anonymize your assets (if applicable). You can either create an anonymized URL or include an anonymized zip file.

14. **Crowdsourcing and research with human subjects**

Question: For crowdsourcing experiments and research with human subjects, does the paper include the full text of instructions given to participants and screenshots, if applicable, as well as details about compensation (if any)?

Answer: [NA]

Justification: The paper does not involve crowdsourcing nor research with human subjects.

Guidelines:

- The answer NA means that the paper does not involve crowdsourcing nor research with human subjects.
- Including this information in the supplemental material is fine, but if the main contribution of the paper involves human subjects, then as much detail as possible should be included in the main paper.
- According to the NeurIPS Code of Ethics, workers involved in data collection, curation, or other labor should be paid at least the minimum wage in the country of the data collector.

15. **Institutional review board (IRB) approvals or equivalent for research with human subjects**

Question: Does the paper describe potential risks incurred by study participants, whether such risks were disclosed to the subjects, and whether Institutional Review Board (IRB) approvals (or an equivalent approval/review based on the requirements of your country or institution) were obtained?

Answer: [NA]

Justification: The paper does not involve crowdsourcing nor research with human subjects.

Guidelines:

- The answer NA means that the paper does not involve crowdsourcing nor research with human subjects.
- Depending on the country in which research is conducted, IRB approval (or equivalent) may be required for any human subjects research. If you obtained IRB approval, you should clearly state this in the paper.

- We recognize that the procedures for this may vary significantly between institutions and locations, and we expect authors to adhere to the NeurIPS Code of Ethics and the guidelines for their institution.
- For initial submissions, do not include any information that would break anonymity (if applicable), such as the institution conducting the review.

16. **Declaration of LLM usage**

Question: Does the paper describe the usage of LLMs if it is an important, original, or non-standard component of the core methods in this research? Note that if the LLM is used only for writing, editing, or formatting purposes and does not impact the core methodology, scientific rigorousness, or originality of the research, declaration is not required.

Answer: [NA]

Justification: The core method development in this research does not involve LLMs as any important, original, or non-standard components. LLMs are only used for editing.

Guidelines:

- The answer NA means that the core method development in this research does not involve LLMs as any important, original, or non-standard components.
- Please refer to our LLM policy (<https://neurips.cc/Conferences/2025/LLM>) for what should or should not be described.

Table 4: Overview of tasks, datasets, and sample counts with and without context reuse.

Task	Separately Encoded KV Cache			Standard Decoding		
	Retrieval-aug. QA	Multi-turn conv.	Summarization	Retrieval-aug. QA	SFT	Pre-training
Data Source	TriviaQA, 2WikiMQA	DaringAnteater	XSum	TriviaQA, 2WikiMQA	Tulu3-sft-mixture	Fineweb
Percentage	10%	25%	5%	10%	30%	20%
Total # of Samples	20,000	92,700	17,345	20,000	732,100	10,000,000

A Appendix

A.1 Data Mixture

We fine-tuned our model using a mixture of different datasets.

Retrieval-augmented QA. Since RAG is the most directly relevant task, we first consider fine-tuning the model on QA tasks with retrieved documents that are separately encoded to ensure it can produce high-quality responses under this setting. More specifically, we sample questions from TriviaQA [17] and 2WikiMQA [16]. For each question, we retrieve ten relevant Wikipedia passages using Contriever [22], each encoded separately. To obtain high-quality supervision, we prompt GPT-4 to generate reference answers, which serve as the ground truth for training.

Multi-turn conversation. Many existing instruction-following datasets [70] contain multi-turn conversations between the user and the assistant, which provides a natural way to train the model on disjointed contexts. We randomly convert earlier conversation turns into independently encoded KV caches, and the LLM is then trained to produce the appropriate responses in subsequent turns. This ensures the model to learn to integrate segmented contexts while maintaining its instruction-following capability.

Summarization. Summarization serves as another useful setting where the model must aggregate information from independently encoded document chunks to generate a coherent summary. We adopt the XSum [71] dataset. Each document is randomly split into multiple consecutive segments, and each segment is independently encoded into KV cache. The model is trained to generate the ground-truth summary, ensuring it learns to integrate information across separate segments.

Additionally, to better preserve the model’s original capabilities, we also include a standard version of TriviaQA and 2WikiMQA, where the retrieved documents are encoded as a whole rather than separately. In this setting, the model is trained to generate the ground-truth answer conditioned on the fully concatenated context. Lastly, we incorporate the T³ULU dataset [19] to preserve the instruction-following ability and a small portion of pre-training data from Fineweb [18] to preserve the language modeling capability.

Table 4 provides an overview of the data used in our training. For the multi-turn conversation data, each prior user–assistant conversation is independently encoded as a reused context, and we compute the training loss only on the assistant’s final response. In the summarization task, we split the source document into 100-token segments, each serving as a reused context. All training examples are truncated to a maximum length of 4096 tokens.

A.2 Implementation Details

Training. we propose fine-tuning the LLM with a mixed dataset drawn from different sources, enabling the model to integrate disjoint context segments while preserving its original capabilities.

Figure 5 illustrates the system prompts we use for each task category during training. These prompts are generated by GPT-4 [72], and are randomly picked during training. Additionally, for the QA training data, we also shuffle the retrieved reused documents in the context A.5.

Figure 4 demonstrates how each data sample is processed when the context is reused in KVLINK. Particularly, we also include two special tokens, KV-START and KV-END to specify the boundaries of the reused contexts. For each reused document or context segment, the link tokens are dependent on the index of the document in all the reused documents, which means, in different prompts, for

Multi-turn Conversation <SYS> You are an AI assistant. </SYS> <KV_START> <USER> Write me an email about ... </USER> <ASSITANT> Here is the email about ... </ASSISTANT> <link1_1> <link1_2> <USER> The subject is not good enough ... </USER> <ASSITANT> Here is a revised version... </ASSISTANT> <link2_1> <link2_2> <KV_END> <USER> You also need to modify ... </USER> <ASSITANT> OK ... </ASSISTANT>	
Retrieve-augmented QA <USER> <KV_START> Document [1] (Title: ...) <link1_1> <link1_2> Document [2] (Title: ...) <link2_1> <link2_2> ... <KV_END> Question: ... </USER>	Summarization <USER> <KV_START> The Nobel Prizes are five separate <link1_1> <link1_2> prizes awarded to those who conferred <link2_1> <link2_2> ... <KV_END> Summarize the above passage. </USER>

Figure 4: **Data Preprocess for Context Reuse.**

SFT <i>"You are an AI assistant. Provide helpful, accurate, and clear answers. When uncertain, explain your reasoning or request clarification."</i> <i>"You are an AI assistant. Focus on achieving the user's goal in each interaction. Use concise yet informative explanations."</i> <i>"You are an AI assistant. Speak clearly and stay consistent with prior statements. If you need more information, politely ask for it."</i> <i>"You are an AI assistant. Provide truthful, well-sourced information whenever possible. Acknowledge any limitations and avoid speculation if unsure."</i>
QA <i>"You are an AI assistant. Use the provided documents to answer the user's question. If the information is insufficient, acknowledge the gap or request clarification."</i> <i>"You are an AI assistant. Always ground your answers in the retrieved documents and do not add unsupported details. If the documents lack sufficient information, indicate that."</i> <i>"You are an AI assistant. Rely solely on the given documents for evidence when answering questions. When necessary, cite or paraphrase the document content accurately."</i> <i>"You are an AI assistant. Base your replies on the retrieved documents, ensuring completeness and correctness. Ask for more details if the documents do not cover the question fully."</i>
Summarization <i>"You are an AI assistant. Read the provided text and produce a concise summary. Capture the main points without unnecessary detail."</i> <i>"You are an AI assistant. Summarize the essential ideas from the given text. Avoid minor details and focus on critical insights."</i> <i>"You are an AI assistant. Provide a brief, high-level overview of the text. Ensure clarity and coherence, prioritizing key themes."</i> <i>"You are an AI assistant. Summarize the text clearly and logically. Organize the main ideas in a coherent sequence."</i>

Figure 5: **System Prompts Used for Training.** We employ tailored system prompts for three primary task types—SFT, QA, and Summarization—reflecting different objectives and guiding the model’s responses accordingly.

the n -th reused document, its link tokens are always link_{n-1} , link_{n-2} , ..., link_{n-K} , if K link tokens are used.

Evaluation. For QA evaluation with separately encoded KV cache, we adopt the accuracy as the evaluation metric, following [7, 21, 73, 74], which considers the prediction is correct if any sub-string of the prediction exactly matches any gold answer.

For the evaluation of general capability preservation, we use LM Evaluation Harness [75]. We use few-shot examples for GSM8K and MMLU(8-shot for GSM8K and 5-shot for MMLU).

A.3 More Implementation Details of Baselines

For BLOCKATTENTION, we process the training data with context reuse in 4 by separately encoding each reused document or context segment and concatenating the caches directly without inserting any special tokens in between. For the data with no context reuse, the data processing is the same as KVLINK.

For PROMPTCACHE, in its original implementation, the position encoding is not adjusted when reused in the new prompt. It uses discontinuous position information between reused caches, which is not accurate. We maximize the performance of PROMPTCACHE by giving all the reused contexts with gold position information during evaluation.

A.4 Ablation Studies on Data Mixture

Table 5: Performance on different training data mixture.

	NQ	2Wiki	TriviaQA	HotpotQA	MuSiQue	Samsun	GSM8K	MMLU	IFEval-I	IFEval-P	ARC-E	ARC-C	PiQA	SciQ
KVLink5	45.0	66.0	66.3	55.6	19.2	0.256	41.0	42.3	64.3	51.4	67.0	33.4	73.8	93.6
No Summarization	46.5	66.6	67.2	56.6	18.5	0.250	40.6	43.2	61.5	49.9	67.6	34.6	73.7	94.6
No Multi-turn Conv.	48.2	68.7	67.5	56.2	17.8	0.262	40.2	44.2	63.5	51.7	68.0	33.1	73.9	94.7
QA only	48.9	69.5	68.4	58.3	17.3	0.242	43.5	45.2	63.9	52.8	64.9	34.7	72.9	90.5

We experiment with various data mixtures under the KVLINK5 setting, each omitting a distinct subset from our original training mix (see Appendix A.1). Specifically, we explore three configurations: **No Summarization**, **No Multi-turn Conversation**, and **QA Only** (see Table 5). For the first two, we retain the same relative proportions among the remaining tasks and train for 6,000 steps, while **QA Only** is trained for two epochs to prevent overfitting. Our results show that tasks requiring cross-chunk reasoning are essential for robust cache reuse. Moreover, incorporating multiple types of cache-reuse data improves generalization. However, the optimal recipe of training data for fully equipping LLMs with general cache-reuse capabilities remains an open question, which we leave to future work.

A.5 Impact of Answer Document Position

Empirically, we have observed that directly constructing the QA training data using Contriever [22] retrieved relevant documents is not ideal because the retriever typically places the answer-containing document near the front based on the relevance score. As a result, the fine-tuned model “learns” to find answers at the beginning of the context rather than reasoning across the entire reused context.

To validate our statement, we fine-tune the Llama-3.2-3B base model on the same training data without shuffling as BLOCKATTENTION and evaluate under the [21] setup. In [21], the test set for NaturalQuestions is also built with Contriever-retrieved contexts but places the document containing the correct answer at varying positions. As shown in Figure 6, the model’s performance drops significantly whenever the ground-truth document is located further back in the context.

A.6 Training of Modified ANLLM Compression

Our training of modified ANLLM compression contains two stages: continuous pre-training and QA tuning.

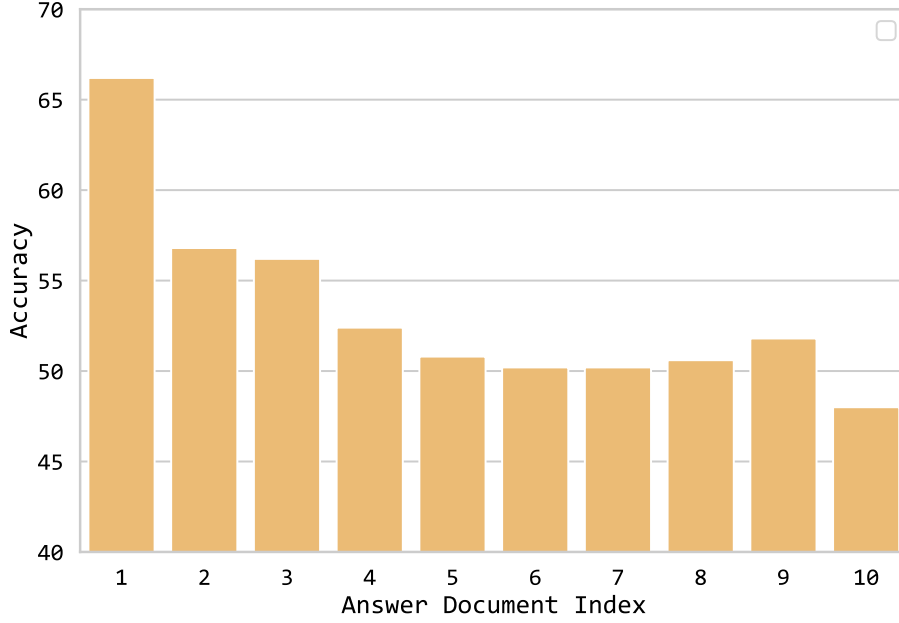


Figure 6: **Impact of Answer Document Position on Accuracy.** The accuracy substantially decreases when the correct document is located farther from the start, indicating the necessity of shuffling the retrieved documents in the QA training data.

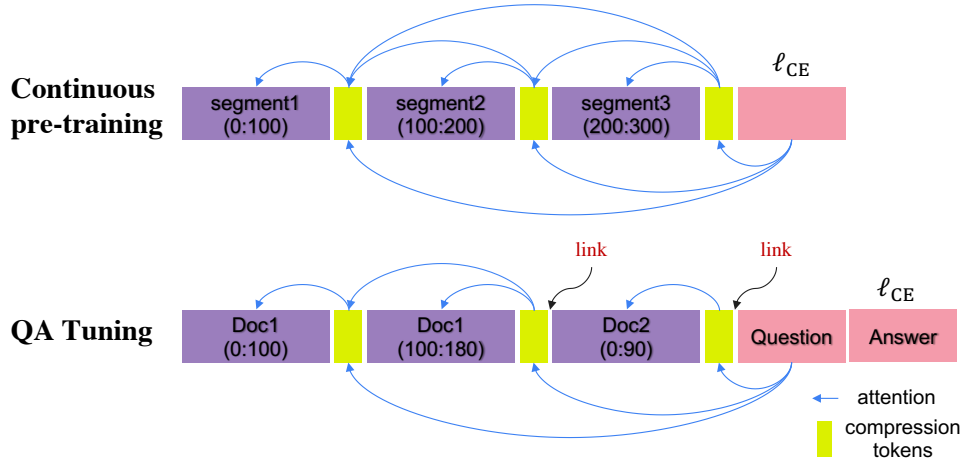


Figure 7: The attention during training compression tokens.

Continuous pre-training. This stage involves training the compression tokens to capture information from a longer preceding sequence. As shown in Figure 7, given a text sample, we first divide it into two halves. We compress the former half and calculate the cross-entropy loss on the latter half. During compression, we segment the former half into multiple text segments based on a fixed token length of 100 tokens. After each segment, we append several compression tokens. These compression tokens attend to all the preceding compression tokens and the original tokens in their segment, which distinguishes our approach from ANLLM. The original tokens in each segment maintain local attention, and the tokens in the latter half cannot attend to these original tokens, but only to the compression tokens.

QA tuning. The goal of QA tuning is to adapt the compression tokens to compress the document and further train the model to perform QA tasks based on the compressed information. The attention mechanism during QA tuning is similar to that in continuous pre-training. The only difference is that the compression tokens of each document cannot attend to one another.

A.7 Storage Demand of KV Cache Reuse

Storing KV caches comes with a higher cost than storing the original text. Below, we discuss the trade-off between storage and efficiency and how it can be managed.

First, combining KVLink with existing KV cache compression methods helps reduce storage usage. In Section 2.4, we presents two such approaches, demonstrating that a well-designed compression strategy causes minimal performance loss. Ongoing improvements in compression can further reduce the storage demand.

Second, GPU usage cost is typically higher than storage cost. As shown in our experiments, when running a Llama3.1-8B model on an A100 80GB GPU, KVLink can cut latency by 96% for a 5000-token input. Under fixed GPU hours, this allows KVLink to handle 25 times more requests than standard decoding. For every million of these requests, KVLink takes 9 GPU hours (16 USD), while standard decoding uses 246 GPU hours (440 USD), based on the current rate (1.79 USD/hour for A100 80GB). On the other hand, storage remains inexpensive. For example, Amazon S3’s standard plan charges just 0.023 USD per GB each month.

Finally, we can lower storage cost through system-level solutions. Two design strategies can be used:

- ❶ Cache only high-hit-rate documents. Strategies like LRU or LFU can help identify which documents to keep in cache. Others can be stored in plain text as usual.
- ❷ We can use tiered KV cache storage to further save storage cost. For example, although a 1,000-token document stored as UTF-8 text occupies about 5KB, whereas its Llama3-8B KV cache requires roughly 131MB. We can put this cache in cheaper storage if it is seldom used. In general, low-access caches should be saved on cheaper storage like SSDs, while important ones stay in faster memory like CPU RAM.

A.8 Comparison with TurboRAG

Another baseline for KV cache reuse is TurboRAG [54], we include its discussion here as it is similar to another baseline in our experiments, BlockAttention [7], where the reused caches are directly concatenated. More specifically, ❶ TurboRAG introduces two extra tokens: prepending <doc_start> to the document and appending <doc_end> to the document. Similar to BlockAttention, TurboRAG computes and stores the KV cache of the document and the two tokens with local self-attention. That means the two tokens are precomputed offline as part of the document and only maintain local attention within the document to mark the document boundaries. ❷ Therefore, these two tokens are mainly used to indicate the boundaries of documents. In contrast, our method introduces link tokens and recomputes their KV cache at testing time to reconnect the separately encoded documents. ❸ During the training phase, we also introduce the link tokens and train them with the objective of connecting the separately computed contexts, which brings better performance compared to TurboRAG and BlockAttention.

We also conduct experiments to empirically compare KVLink to TurboRAG. We replicate TurboRAG and train it using the same training data and training setup as our method. Result is shown in Table 6

	NQ	2WikiMQA	TriviaQA	HotpotQA	Musique	avg.
<i>Llama-3.2-1B</i>						
KVLink5	45.0	66.0	66.3	55.6	19.2	50.4
TurboRAG	43.4	65.5	64.8	51.8	15.2	48.1
<i>Llama-3.2-3B</i>						
KVLink5	64.4	71.2	73.7	69.5	35.8	62.9
TurboRAG	62.9	69.5	72.9	65.6	31.4	60.5

Table 6: Comparison of KVLink5 and TurboRAG across QA datasets.

A.9 Limitations

Although our approach achieves state-of-the-art performance while improving the inference efficiency, it still has several limitations. Although KVLINK can restore performance with compressed cache, there is still some performance degradation after compression. One possible solution is to conduct larger scale training for better compression and linking. Second, the size of KV cache varies a lot, because it is partially based on the document length. Therefore, it will be hard to store these cache in the vector database. Efficiently organizing and storing the pre-computed KV cache remains a challenge for large-scale deployment.

A.10 Societal Impact

In this paper, our primary goal is to improve LLM efficiency by reusing KV caches. Our method is designed to improve both inference efficiency and also maintain the model performance on downstream tasks. The training data used in this paper is well-known and widely used in other projects, and we verify its quality and safety to ensure that no private or sensitive information is included in the training or evaluation process. Also, The KV cache reuse approach proposed in this paper does not introduce additional risks or bias in LLMs. While we acknowledge that any LLM can have bias or potential misuse, the likelihood of risk or misuse of our proposed technique is considerably reduced.

A.11 License

Various datasets are included for training and evaluation, and their licenses are listed below. The IFEval, NaturalQuestions, 2WikiMQA, TriviaQA, HotpotQA dataset is released under the Apache License 2.0. HumanEval, MMLU, GSM8K, HellaSwag, WinoGrande, XSum and LM-Evaluation-Harness are under the MIT License. The ARC dataset is provided under the Creative Commons Attribution Share Alike 4.0 license, and SciQ is under the Creative Commons Attribution Non-Commercial 3.0 license. The DaringAnteater dataset is under the license of Creative Commons Attribution 4.0. The MuSiQue dataset is under the Creative Commons Attribution 4.0 International license. The Samsum dataset is under the Creative Commons Attribution Non Commercial No Derivatives 4.0 license. The MultiNews dataset is under a legal agreement with LILY LAB. PiQA is licensed under the Academic Free License v. 3.0. The Tulu3-sft-mixture and fineweb datasets are under the Open Data Commons License Attribution family license. All datasets and software packages in this study are used strictly for their intended purpose—namely, training and evaluating LLMs. We confirm that no personal identifying information or offensive content appears in our materials.

A.12 LLM Usage

We employed GPT-4 to assist with proofreading and improving clarity throughout the text. Nevertheless, the research concepts, analysis, and original writing remain fully authored by us.