

## Large language models streamline automated systematic review: A preliminary study

Xi Chen<sup>1,2</sup> M.D., Ph.D.; Xue Zhang<sup>1,2</sup> P.T.;

<sup>1</sup>Sports Medicine Center, West China Hospital, West Chian School of Medicine, Sichuan University, Chengdu, Sichuan, China. Email: geteff@wchscu.cn

<sup>2</sup>Department of Orthopedics and Orthopedic Research Institute, West China Hospital, Sichuan University, Chengdu, Sichuan, China. Email: 2742870675@qq.com

Large Language Models (LLMs) have shown promise in natural language processing tasks, with the potential to automate systematic reviews. This study evaluates the performance of three state-of-the-art LLMs in conducting systematic review tasks. We assessed GPT-4, Claude-3, and Mistral 8x7B across four systematic review tasks: study design formulation, search strategy development, literature screening, and data extraction. Sourced from a previously published systematic review, we provided reference standard including standard PICO (Population, Intervention, Comparison, Outcome) design, standard eligibility criteria, and data from 20 reference literature. Three investigators evaluated the quality of study design and eligibility criteria using 5-point Likert Scale in terms of accuracy, integrity, relevance, consistency and overall performance. For other tasks, the output is defined as accurate if it is the same as the reference standard. Search strategy performance was evaluated through accuracy and retrieval efficacy. Screening accuracy was assessed for both abstracts screening and full texts screening. Data extraction accuracy was evaluated across 1,120 data points comprising 3,360 individual fields. Claude-3 demonstrated superior overall performance in PICO design (overall performance: GPT-4:  $4.25 \pm 0.45$  vs Claude-3:  $4.58 \pm 0.52$ ,  $P=0.039$ ; GPT-4:  $4.25 \pm 0.45$  vs Mistral:  $3.58 \pm 0.67$ ,  $P=0.016$ ; Claude-3 vs Mistral,  $P=0.002$ ). In search strategy formulation, GPT-4 and Claude-3 achieved comparable accuracy, outperforming Mistral (GPT-4: 0.78 vs Claude-3: 0.79 vs Mistral: 0.67,  $P=0.096$ ). For abstract screening, GPT-4 achieved the highest accuracy, followed by Mistral and Claude-3 (GPT-4: 0.92 vs Mistral: 0.84,  $P<0.001$ ; GPT-4: 0.92 vs Claude-3: 0.69,  $P<0.001$ ; Mistral vs Claude-3,  $P<0.001$ ). In data extraction, GPT-4 significantly outperformed other

models (accuracy: GPT-4: 0.81 vs Claude-3: 0.59,  $P < 0.001$ ; GPT-4: 0.81 vs Mistral: 0.46,  $P < 0.001$ , Claude-3 vs Mistral,  $P < 0.001$ ). LLMs demonstrate potential for automating systematic review tasks, with GPT-4 showing superior performance in search strategy formulation, literature screening and data extraction. These capabilities make them promising assistive tools for researchers and warrant further development and validation in this field.

## Introduction

Large Language Models (LLMs) are a type of deep learning-based natural language processing model that can generate human-like text, and perform natural language processing tasks<sup>1</sup>. LLMs have shown promising performance in a wide range of applications particularly in medicine<sup>2-4</sup>.

Systematic reviews synthesize relevant evidence on a specific research question or topic<sup>5</sup>, and provide best guidance for clinical decision-making<sup>6</sup>. A systematic review workflow mainly consists of study design, literature search, screening and data extraction, all of which require diverse expertise and access to databases and tools<sup>7</sup>. The process often takes over a year<sup>8</sup>, making it time-consuming, labor-intensive and prone to human-error.

Automation in systematic reviews has gained interest, with researchers exploring various tools and technologies to streamline the review process<sup>9</sup>. O'Mara-Eves and Marshall et al explored ways to streamline and automate various stages of the systematic review process to reduce the workload on researchers, minimize human error, and accelerate the production of high-quality systematic reviews<sup>10,11</sup>. However, the machine learning approaches face limitation in data extraction and handling complex tasks<sup>12</sup>.

Beyond that, LLMs have shown promise in systematic review with Lai et al. finding that ChatGPT and Claude perform well in ROB assessment<sup>13</sup>. Feng and Thomas et al. identified that text mining techniques are useful for automated document classification and summarization, aiding in search term identification, study selection, and data extraction<sup>14,15</sup>.

There were still some defects for LLMs to automate a SR. LLMs show potential in abstract screening but their prospective performance in full-text screening for systematic reviews remains unclear<sup>16-18</sup>. While tools like ChatGPT can assist in parts of the review process, errors persist<sup>19</sup>. In addition, no research compared the performance of different LLMs in conducting systematic reviews.

Advances in models like GPT-4 and Claude-3, along with techniques like prompt engineering and retrieval-augmented generation, have improved LLM capabilities.<sup>20,21,22</sup>.

Integrating these advancements offers potential for automating the entire systematic review process.

This study aims to evaluate and compare the performance of GPT-4, Claude-3, and Mistral 8x7B in streamlining systematic review tasks, including study design, search strategies, screening, and data extraction, to assess their potential and limitations.

## **Methods**

### **Study design**

This study aims to use prompt engineering to enable large language models (LLMs) to perform tasks in systematic review including PICO (Population, Intervention, Comparison, Outcome) design and eligibility criteria for given research questions, formulating search strategies, screening literature, and extracting data. We evaluate the performance of three state-of-the-art large language models (LLMs)—GPT-4, Claude-3, and Mistral 8x7B—in conducting systematic reviews.

### **Dataset**

A previously published systematic review and the clinical trials included in it were curated into a test dataset. Raw data from the systematic review, as well as its registration protocol, were retrieved, including the original research question, PICO framework, eligibility criteria, search terms, search results, abstract screening results, full-text screening results, and extracted data. The clinical trials included in the systematic review were retrieved and converted into JSON format, with figures removed using the PyMuPDF package in Python. The dataset was examined by two researchers for accuracy and was curated into a test set and a ground-truth set for subsequent testing and evaluation.

### **Large Language Models Testing**

models, API, deployment parameters

Three large language models—GPT-4, Claude-3, and Mistral 8x7B—were selected due to their state-of-the-art performance across various evaluation metrics<sup>23–25</sup>. The specific model versions tested in this study were Claude 3 (anthropic.claude-3-sonnet-20240229-v1:0), GPT-4 (gpt-4-turbo-preview), and Mistral 8x7B (mistral.mixtral-8x7b-instruct-v0:1). All models were accessed through Application Programming Interfaces (APIs) in independent sessions. For all tested models, the temperature parameter was set to zero to ensure more reliable and reproducible results<sup>26</sup>. The language models' outputs were recorded as JSON files.

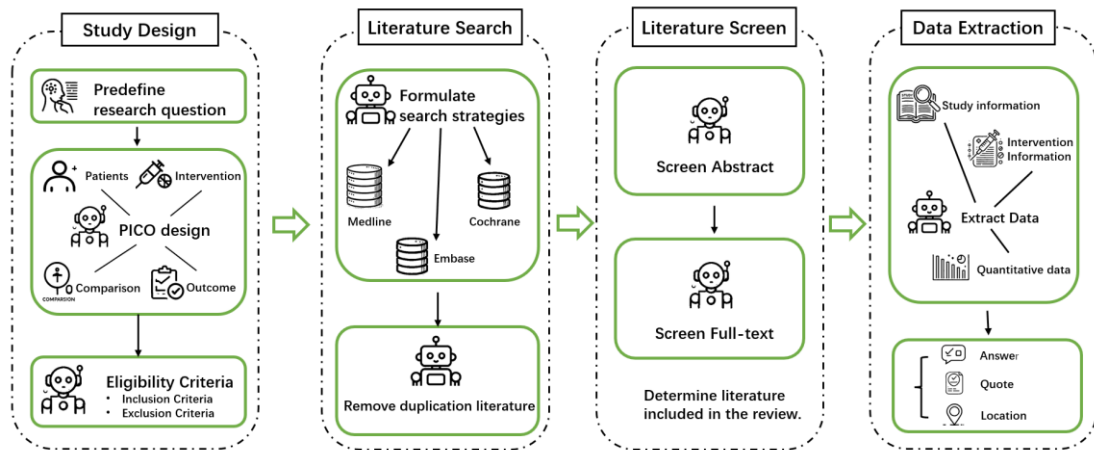
### Prompt Development

Distinct testing prompts were developed for each task. All prompts were iteratively developed and modified until they consistently adhered to the task instructions and produced output in the required format. For literature screening and data extraction, the prompts were developed during a pilot test using two randomized controlled trials.

### LLMs' automation tasks and evaluation framework

LLMs automated the following tasks of SR: formulate study design based on a specific research question, formulate search strategies, screen literature, and extract data. The research question used for SR automation in this study is *How does neuraxial anaesthesia compare to general anaesthesia in terms of adverse events risk in patients undergoing hip fracture surgery*, which is based on a previous systematic review we published. The information from this prior SR serves as the foundational data for LLMs to perform the relevant tasks and as the reference standard during evaluation. The LLMs automation approach is illustrated in **Figure 1**. The detailed description of each task is as follows:

**Figure 1.** Design of the study.



**Study Design:** When a research question (such as general anaesthesia superior to neuraxial anaesthesia in patients undergoing hip fracture surgery) was provided, LLMs would formulate the PICO of the study and develop eligibility criteria for literature screening.

One independent investigator involved in the previous systematic review assessed the quality of PICO design and eligibility criteria based on reference standard three times. They evaluated model performance based on four metrics: accuracy, integrity, relevance and consistency. Each metric was measured based on a 5-point Likert Scale<sup>27</sup>. The researcher evaluated the answers blinded to the LLM that generated the answer and reached a consensus score through discussion. The detailed quality assessment criteria are listed in **Supplementary File 1**.

**Search Strategies:** Large Language Models (LLMs) were provided with standard PICO and eligibility criteria and were tasked with formulating search terms for MEDLINE, Embase, and the Cochrane Library using this information.

The evaluation was performed by comparing the search results yielded by the search terms generated by LLMs with the search results from the reference standard. First, we evaluated whether the search terms adhered to the corresponding database's requirements and successfully yielded search results. We then evaluated whether the search terms accurately retrieved the relevant publications that should be included in the final SR. We also assessed

the total number and accuracy of retrieved publications to evaluate the efficiency of the search strategies.

**Literature screen:** Large Language Models (LLMs) were tasked with screening both abstracts and full-text articles. In the reference systematic review, 811 publications underwent title and abstract screening, of which 29 publications proceeded to full-text screening. Using identical eligibility criteria in the published SR, LLMs performed screening on the same set of publications.

The screening performance was evaluated by comparing LLMs' decisions with the reference standard for each publication. A screening decision was considered accurate if it matched the reference standard's inclusion or exclusion determination. Accuracy was calculated as the ratio of correct screening decisions to the total number of publications screened, and was assessed separately for both abstract and full-text screening phases.

**Data collection:** LLMs were tasked to extract data from full-text articles, which included study information, intervention information, and outcome information. Study information included: first author, publishing year, country, planned sample size, final sample size, primary outcome, secondary outcomes, and follow-up period. Intervention information included: neuraxial anaesthesia technique, sedation technique used in neuraxial anaesthesia, induction technique in general anaesthesia, airway management technique in general anaesthesia, and maintenance technique in general anaesthesia. Outcome information included the following outcomes: mortality, delirium, heart failure, hospital stay, pulmonary embolism, postoperative nausea and vomiting, surgery time, pneumonia, acute kidney injury, and cerebral vascular accident. For each outcome, the following parameters were extracted: presence of outcome, outcome measurement time point, outcome value in general anaesthesia group, and outcome value in neuraxial anaesthesia group. For each data point, three elements were extracted: answer, quote, and location. Answer referred to the response of the LLMs responding to the extraction task. Quote referred to the original content in the articles which

contained the required information. Location referred to the section and paragraph of the quote within the original article. For example, in extracting the postoperative delirium rate for the general anaesthesia group from one article, the output was structured as follows: Answer: 6/55 (5.5%); Location: Table 2: Postoperative outcomes section; Quote: Postoperative delirium: 6/55 (5.5%).

Data verification was conducted independently by two researchers. Given that correct answers for a single data point could be extracted from various sections of the original text, the evaluation process involved comparing the model outputs directly with the source documents. For each model, a total of 1,120 data points, comprising 3,360 individual data fields, were evaluated. A total of 10,080 data fields were manually examined. Finally, the accuracy was calculated by the ratio of the number of correctly extracted data points to the total number of data points that should be extracted.

### **Reliability analysis**

In this study, we evaluated the reliability of three LLMs in conducting systematic reviews across the main tasks: study design, search strategy formulation, and literature screening. Each model performed each task five times to assess the consistency of its performance. The Intraclass Correlation Coefficient (ICC) and Coefficient of Variation (CV) were calculated to quantify the models' reliability across repeated runs<sup>28,29</sup>.

### **Statistical Analysis**

All statistical analyses were performed using the SPSS 25.0 software (IBM, Armonk, NY, USA) and GraphPad Prism version 8 (GraphPad Software, San Diego, CA, USA). Continuous variables were calculated by means and standard deviations and analysed using Kruskal-Wallis H test. Discontinuous data were expressed as incidence and rate and analysed using the chi-square test for differences. A P value less than 0.05 indicated statistical significance. A post-hoc analysis was conducted using pairwise comparisons with



significance levels adjusted by Bonferroni correction. After adjustment, the threshold for statistical significance was set at 0.0167. Therefore, for the post-hoc analysis, a p-value of less than 0.0167 indicates a statistically significant difference between groups.

**Results**

**Evaluation of LLMs’ performance**

**Study design**

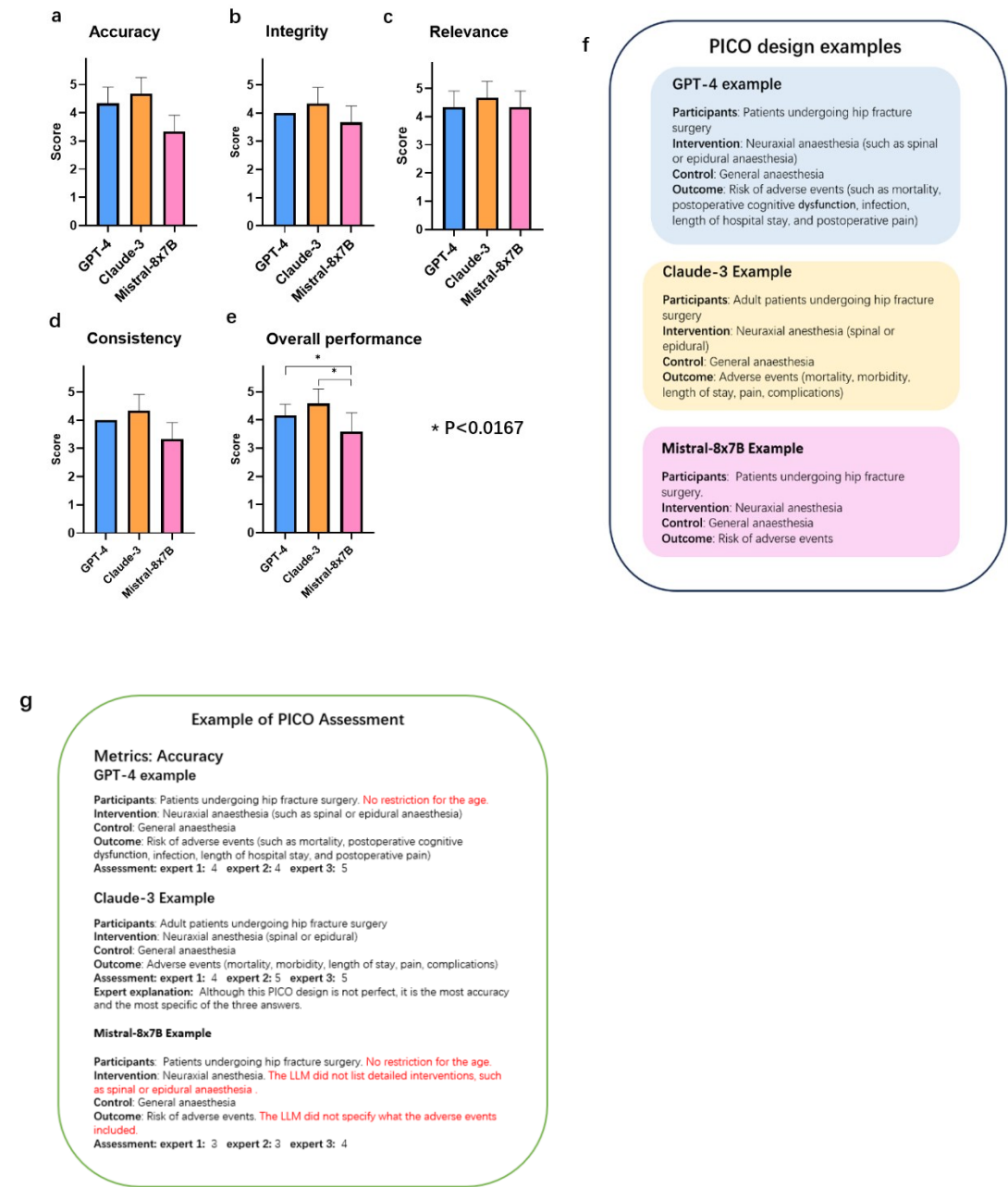
For PICO design, in accuracy, the score of GPT-4, Claude-3 and Mistral8x7B were  $4.33 \pm 0.58$ ,  $4.67 \pm 0.58$  and  $3.33 \pm 0.58$  ( $P=0.100$ ). In integrity, the score of GPT-4, Claude-3 and Mistral8x7B were 4,  $4.33 \pm 0.58$  and  $3.67 \pm 0.58$  ( $P=0.264$ ). In relevance, the score of GPT-4, Claude-3 and Mistral8x7B were  $4.33 \pm 0.58$ ,  $4.67 \pm 0.58$  and  $4.33 \pm 0.58$  ( $P=0.670$ ). In consistency, the score of GPT-4, Claude-3 and Mistral8x7B were 4,  $4.33 \pm 0.58$  and  $3.33 \pm 0.58$  ( $P=0.110$ ). the overall performance score of Claude-3 was significantly higher than GPT-4 and Mistral8x7B (GPT-4:  $4.25 \pm 0.45$  vs Claude-3:  $4.58 \pm 0.52$ ,  $P=0.039$ ; GPT-4:  $4.25 \pm 0.45$  vs Mistral:  $3.58 \pm 0.67$ ,  $P=0.016$ ; Claude-3 vs Mistral,  $P=0.002$ ). **Table 1** and **Figure 2a-e** show the evaluation results of four metrics for PICO design. **Figure 2f** shows the PICO design examples generated by the three LLMs. **Figure 2g** shows the examples of investigators assessing the PICO design.

**Table 1.** Evaluation of PICO Design

	GPT-4	Claude-3	Mistral8x7B	P Value
Accuracy	4.33 (0.58)	4.67 (0.58)	3.33 (0.58)	0.100
Integrity	4	4.33 (0.58)	3.67(0.58)	0.264
Relevance	4.33 (0.58)	4.67 (0.58)	4.33 (0.58)	0.670
Consistency	4	4.33(0.58)	3.33 (0.58)	0.110
Overall Performance	4.25 (0.45)	4.58 (0.52)	3.58 (0.67)	0.002 <sup>#</sup>

Scores are presented as mean (SD). # GPT-4 vs Claude-3 P=0.039; GPT-4 vs Mistral P=0.016; GPT-4 vs Mistral P=0.002

**Figure 2.** Performance of LLMs generating PICO design.



a. scores on accuracy of the PICO design; b. scores on integrity of the PICO design; c. scores on relevance of the PICO design; d. scores on consistency of the PICO design; e. the overall performance of the PICO design; f. examples of PICO design generated by GPT4, Claude-3 and Mistral7×8B; g. examples of PICO design assessment.

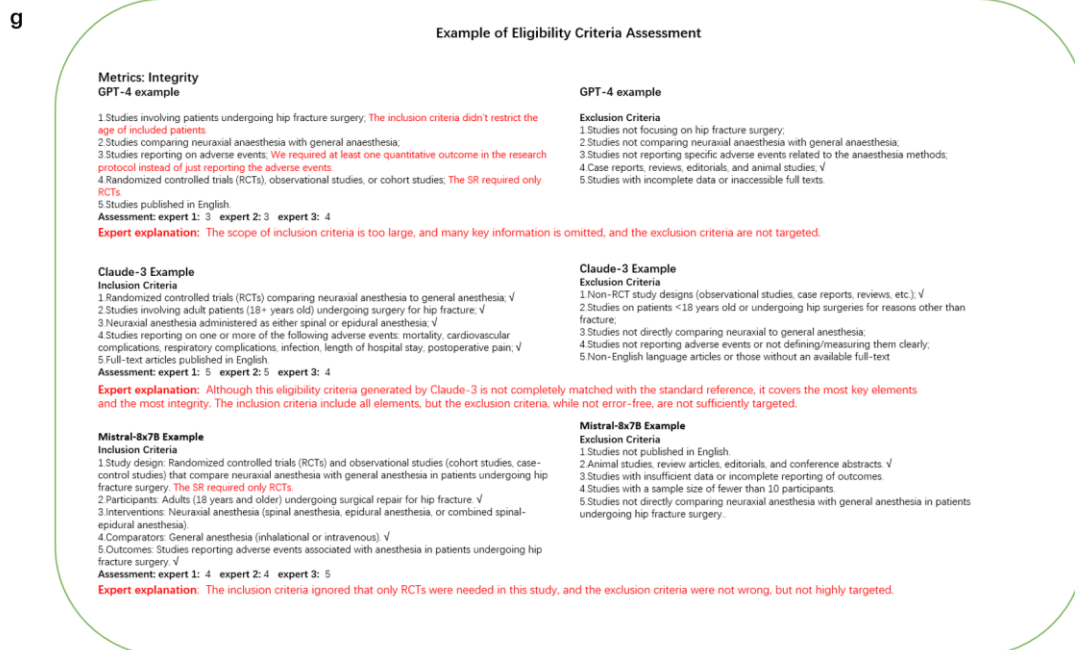
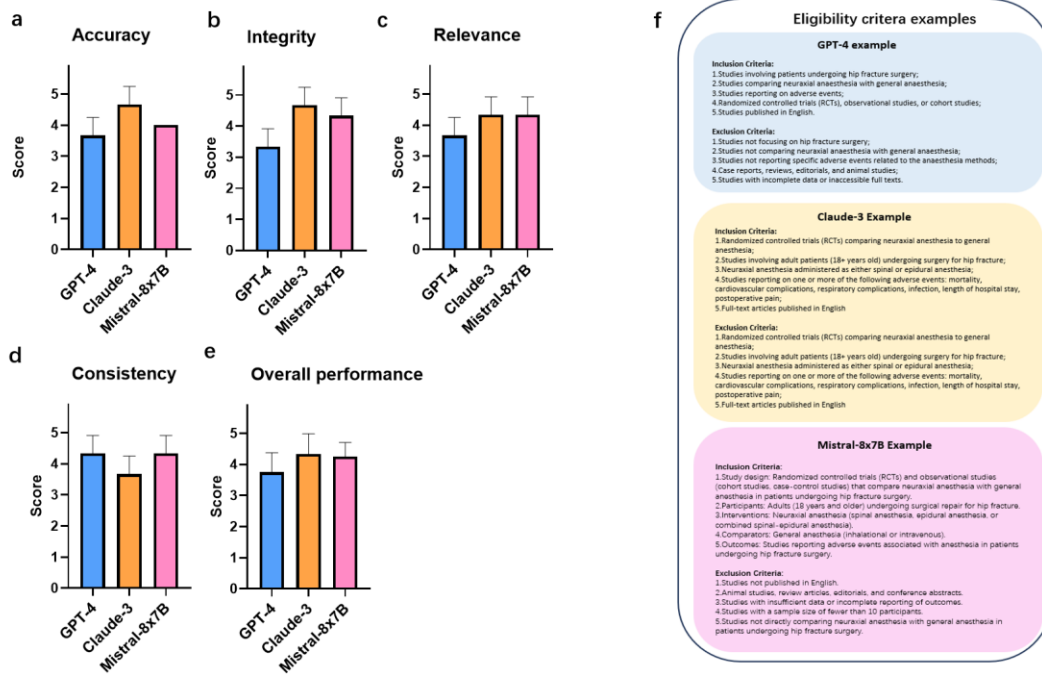
For Eligibility criteria, the score of GPT-4, Claude-3 and Mistral8x7B were  $3.67 \pm 0.58$ ,  $3.67 \pm 0.58$  and 4 ( $P=0.11$ ) respectively in accuracy. The score of GPT-4, Claude-3 and Mistral8x7B were  $3.67 \pm 0.58$ ,  $4.33 \pm 0.58$  and  $4 \pm 1.0$  ( $P=0.513$ ) respectively in integrity. The score of GPT-4, Claude-3 and Mistral8x7B were  $3.67 \pm 0.58$ ,  $4.33 \pm 0.58$  and  $4.33 \pm 0.58$  ( $P=0.304$ ) in relevance. In consistency, the score of GPT-4, Claude-3 and Mistral8x7B were  $4.33 \pm 0.58$ ,  $3.67 \pm 0.58$  and  $4.33 \pm 0.58$  ( $P=0.304$ ). The overall performance score of GPT-4, Claude-3 and Mistral8x7b were  $3.75 \pm 0.62$ ,  $4.33 \pm 0.65$ ,  $4.25 \pm 0.45$  respectively. The Claude-3 outperformed in the three LLMs ( $p=0.05$ ). Table 2 and **Figure 3a-e** demonstrate the evaluation results for eligibility criteria. **Figure 3f** shows the PICO design examples generated by the three LLMs. Examples of investigators assessing the eligibility criteria was summarized in the **Figure 3g**.

**Table 2.** Evaluation of Eligibility Criteria

	GPT-4	Claude-3	Mistral8x7b	P Value
Accuracy	3.67 (0.58)	4.67 (0.58)	4	0.110
Integrity	3.67 (0.58)	4.33 (0.58)	4 (1.0)	0.513
Relevance	3.67 (0.58)	4.33(0.58)	4.33 (0.58)	0.304
Consistency	4.33 (0.58)	3.67 (0.58)	4.33 (0.58)	0.304
Overall Performance	3.75 (0.62)	4.33(0.65)	4.25(0.45)	0.05

Scores are presented as mean (SD).

**Figure 3.** Performance of LLMs generating eligibility criteria.



a. accuracy of the eligibility criteria; b. integrity of the eligibility criteria; c. relevance of the eligibility criteria; d. consistency of the eligibility criteria; e. overall performance of the eligibility criteria; f. examples of eligibility criteria generated by GPT4, Claude-3 and Mistral7×8B; g. examples of eligibility criteria assessment.

## Search strategies.

Representative search terms generated by GPT-4, Claude-3, and Mistral-7B×8 for MEDLINE, Embase, and Cochrane databases are presented in **Figure 4a**. An error in the MEDLINE search terms generated by Mistral-7B×8 is illustrated in **Figure 4b**. The overall accuracy of search terms generated by GPT-4, Claude-3 and Mistral were 0.78, 0.79, 0.67 (P=0.096), respectively. The overall number of publications retrieved by GPT-4, Claude-3 and Mistral were 719, 591, 518, respectively. The respective accuracy of search terms and the overall number of publications retrieved by GPT-4, Claude-3 and Mistral are shown in **Table 3**.

**Figure 4.** Performance of search strategies formulation.



a. examples of search terms generated by GPT-4, Claude-3 and Mistral7×8B for Medline, Embase and Cochrane.; b. example of search terms with error; c. accuracy and search results of the search strategies for 5-times retrieval.

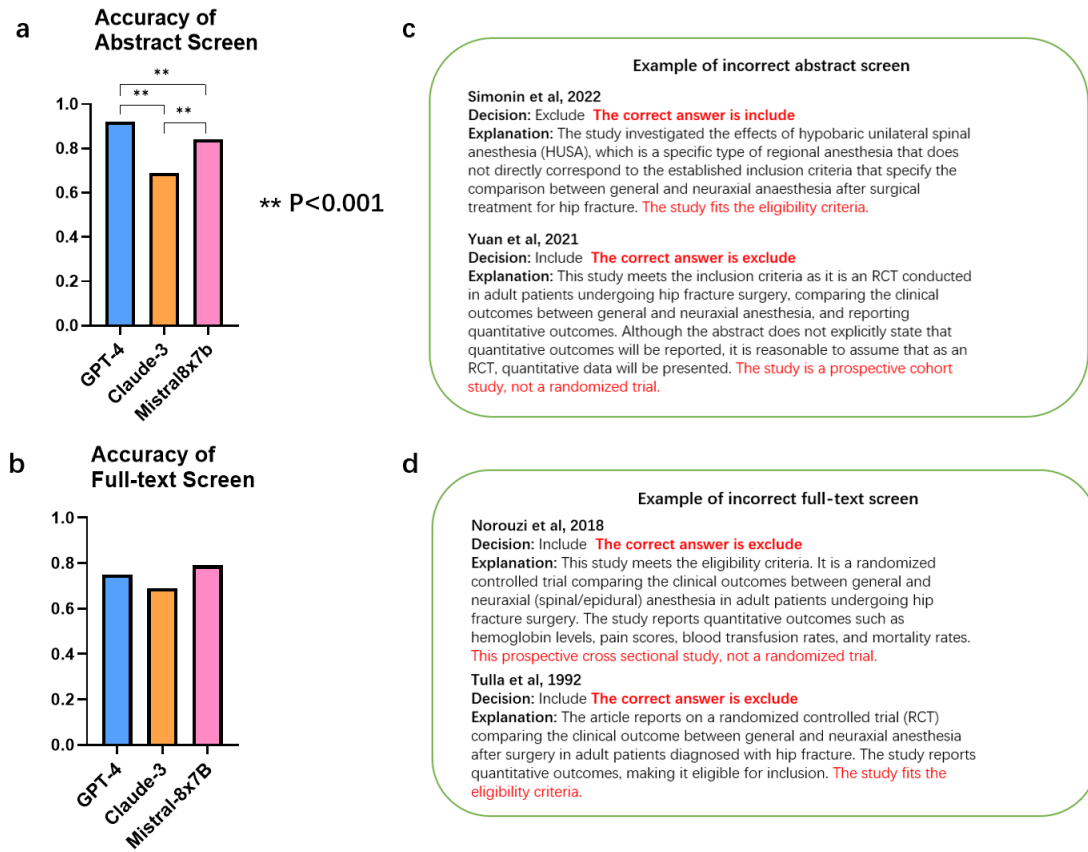
**Table 3 . Accuracy and Number of Publications Retrieved for the Search Strategies**

	GPT-4	Claude-3	Mistral8x7B	P Value
Accuracy	0.78	0.79	0.67	0.096
Number of Publications Retrieved	719	591	518	-

### Literature screening

The abstract screening accuracy of GPT-4, Claude-3 and Mistral7×8B were 0.92, 0.69, 0.84 and showed significant differences (GPT-4 vs Mistral,  $P<0.001$ ; GPT-4 vs Claude-3,  $P<0.001$ ; Mistral vs Claude-3,  $P<0.001$ ). **Figure 5a** demonstrate the accuracy of correct screening results for abstract screening, respectively. The example of incorrect abstract screening is demonstrated in **Figure 5c**. The full-text screening accuracy for each model was 0.75, 0.69 and 0.79, which is demonstrated in **Figure 5b**. Examples of incorrect full-text screens are summarized in **Figure 5d**.

**Figure 5.** Performance of literature screening.



a. accuracy of abstract screen; b. accuracy of full-text screen. c. example of incorrect abstract screen; d. example of incorrect full-text screen;

## Data extraction

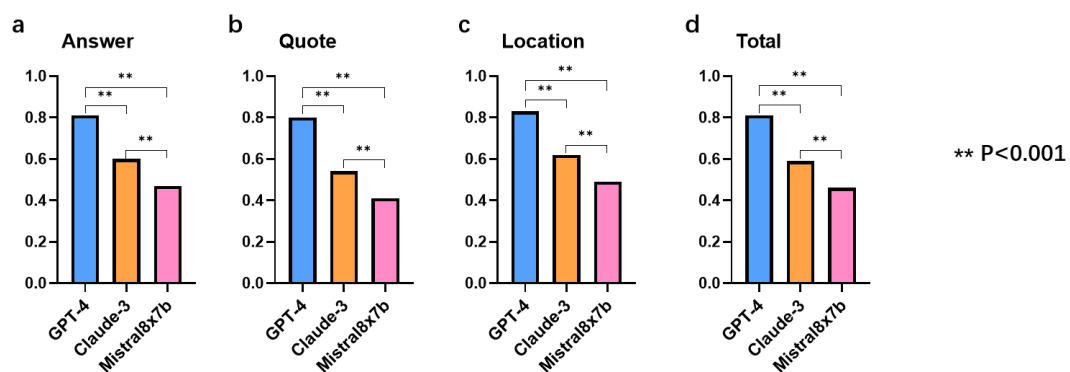
For each data point, three key elements were examined: the answer, the quote, and the location within the text. For each model, a total of 1,120 data points, comprising 3,360 individual data fields, were evaluated. For the overall accuracy, GPT-4 significantly outperformed among the three LLMs (GPT-4, 0.81 vs Claude-3, 0.59 vs Mistral7×8B, 0.46,  $P<0.001$ ). Additionally, GPT-4 also had a more prominent performance than Claude-3 and Mistral7×8B in terms of three key elements: answer (GPT-4, 0.81 vs Claude-3, 0.60 vs Mistral7×8B, 0.47,  $P<0.001$ ), quote (GPT-4, 0.80 vs Claude-3, 0.54 vs Mistral7×8B, 0.41,  $P<0.001$ ) and location (GPT-4, 0.83 vs Claude-3, 0.62 vs Mistral7×8B, 0.49,  $P<0.001$ ). The results are showed in **Table 3** and **Figure 6a-d**.

**Table 4.** Overall accuracy of the Data extraction

	GPT-4	Claude-3	Mistral8x7B	P Value
Answer	0.81	0.60	0.47	<0.001 <sup>a</sup>
Quote	0.80	0.54	0.41	<0.001 <sup>a</sup>
Location	0.83	0.62	0.49	<0.001 <sup>a</sup>
Total	0.81	0.59	0.46	<0.001 <sup>a</sup>

<sup>a</sup> Further analysis showed all pairwise comparison had P value less than 0.001;

**Figure 6.** Overall accuracy of the data extraction.



a. Answer; b. Quote; c. Location. d. Overall;

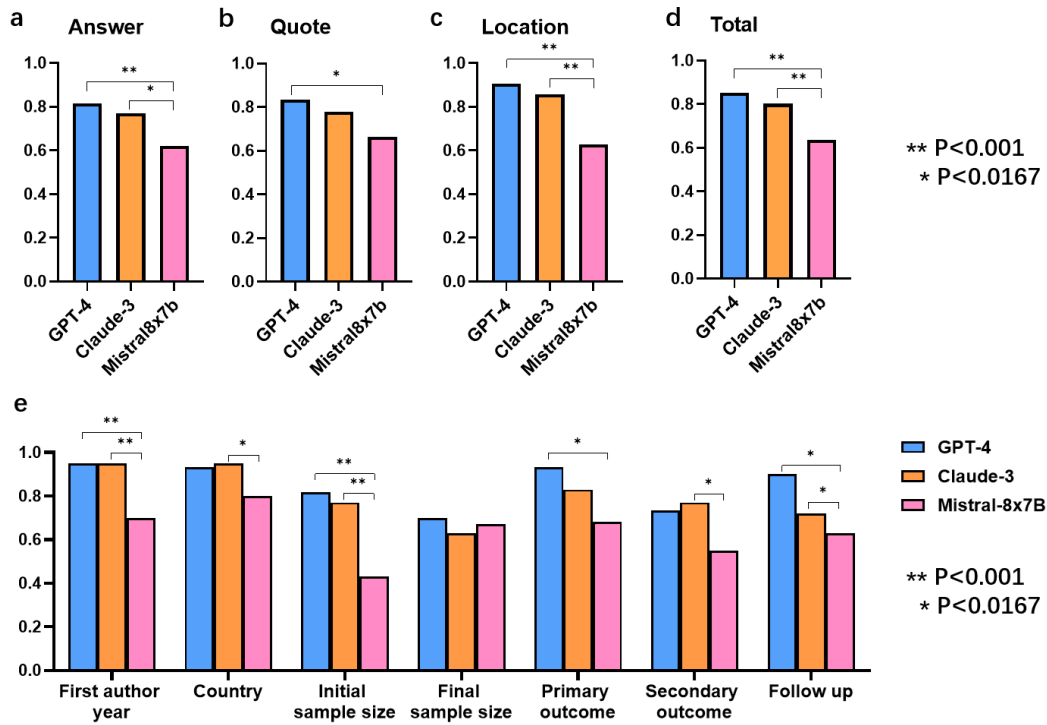
In study information extraction, the total accuracy of GPT-4, Claude-3 and Mistral7×8B were 0.85, 0.80, 0.64, ( $P < 0.001$ ). Meanwhile, GPT-4 achieved higher accuracy than Claude-3 and Mistral7×8B for the answer (0.81 vs 0.77 vs 0.62,  $P = 0.376$ ), quote (0.84 vs 0.78 vs 0.66,  $P < 0.05$ ), and location (0.91 vs 0.86 vs 0.63,  $P < 0.001$ ). The results are showed in **Table 4** and **Figure 7**.

**Table 5.** Accuracy of Study Information extraction.

	GPT-4	Claude-3	Mistral8x7B	P Value
Answer	0.81	0.77	0.62	0.376 <sup>e</sup>
Quote	0.84	0.78	0.66	0.003 <sup>f</sup>
Location	0.91	0.86	0.63	<0.001 <sup>d</sup>
Total	0.85	0.80	0.64	<0.001 <sup>d</sup>

**Figure 7.** Performance of LLMs extracting study information.





a. accuracy of extracting answer in study information; b. accuracy of extracting quote in study information; c. accuracy of extracting location in study information. d. overall accuracy of extracting study information; e. accuracy of each item extraction within study information category.

In intervention information extraction, the overall accuracy of GPT-4, Claude-3 and Mistral7×8B were 0.92, 0.94, 0.82, ( $P<0.001$ ). Claude-3 and GPT-4 outperformed Mistral in the answer (GPT-4, 0.90 vs Claude-3, 0.90 vs Mistral7×8B, 0.75,  $P<0.05$ ), quote (GPT-4, 0.92 vs Claude-3, 0.95 vs Mistral7×8B, 0.83,  $P<0.05$ ), and location (GPT-4, 0.94 vs Claude-3, 0.98 vs Mistral7×8B, 0.87,  $P<0.05$ ). The results are showed in **Table 5** and **Figure 8**.

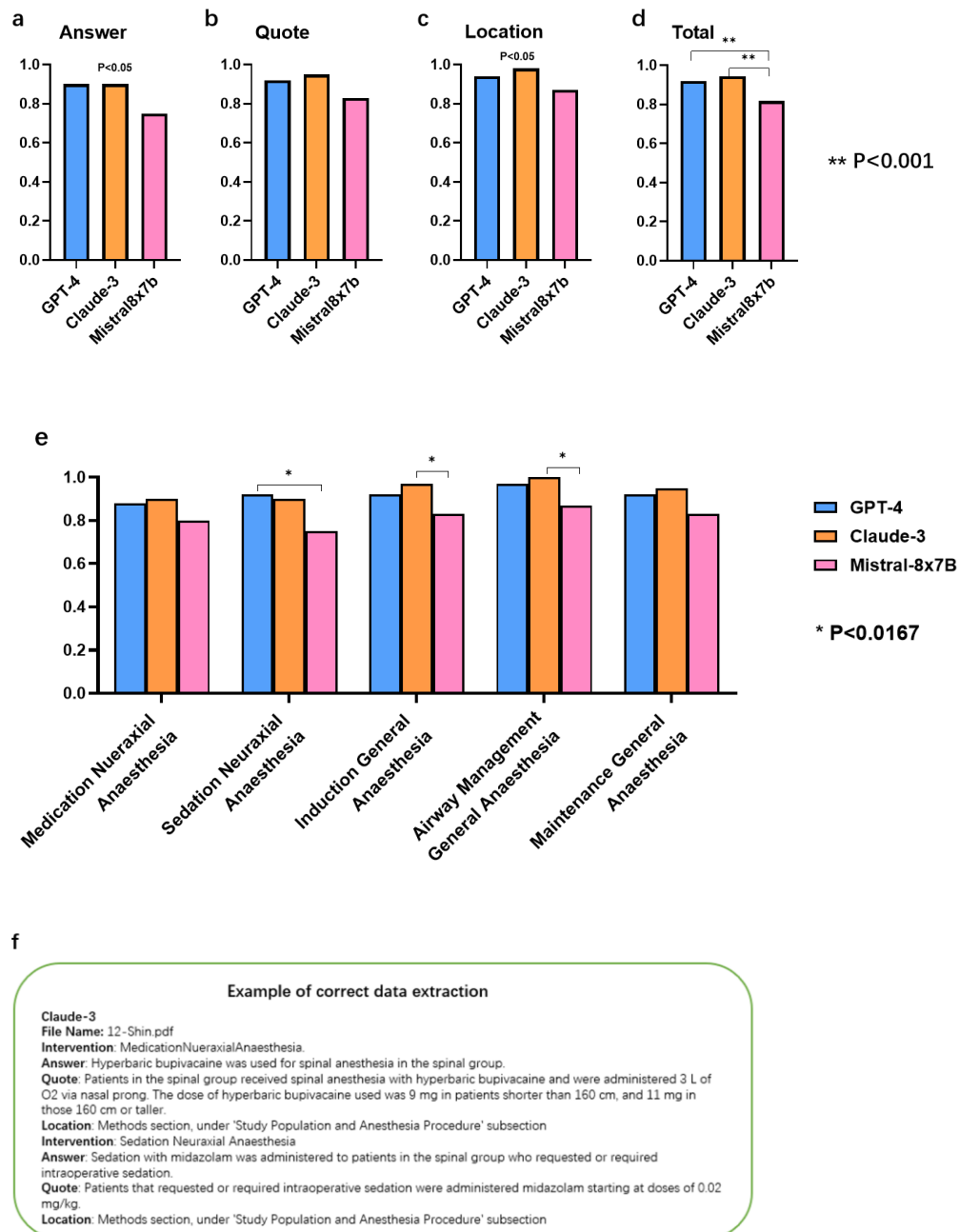
**Table 6.** Accuracy of Intervention Information Extraction.

	GPT-4	Claude-3	Mistral8x7B	P Value
Answer	0.90	0.90	0.75	0.003
Quote	0.92	0.95	0.83	0.013
Location	0.94	0.98	0.87	0.009

Total	0.92	0.94	0.82	<0.001 <sup>d</sup>
-------	------	------	------	---------------------

<sup>d</sup> Further analysis showed  $P < 0.001$  for GPT-4 vs Claude-3,  $P < 0.001$  for GPT-4 vs Mistral8x7B.

**Figure 8.** Performance of LLMs extracting intervention information.



a. accuracy of extracting answer in intervention information; b. accuracy of extracting quote in intervention information; c. accuracy of extracting location in intervention information. d. overall accuracy of extracting intervention information; e. accuracy of each

item extraction within intervention information category. f. example of correct data extraction.

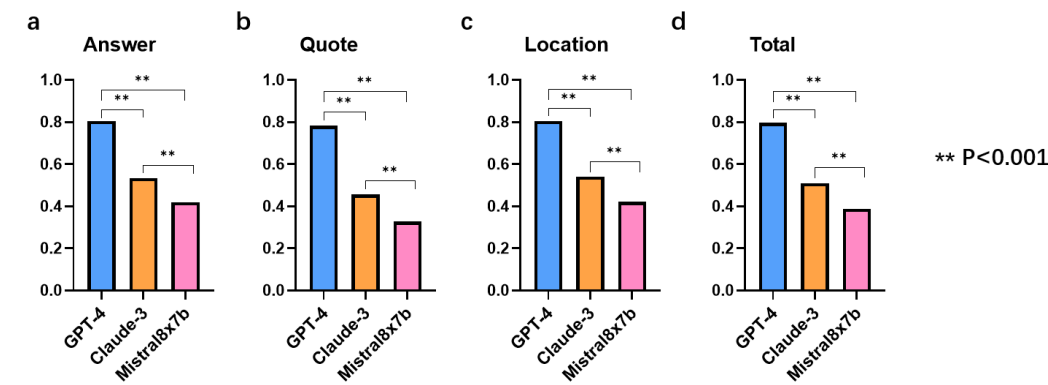
In quantitative outcome extraction, the accuracy of GPT-4, Claude-3 and Mistral7×8B were 0.80, 0.51, 0.39, ( $P<0.001$ ). GPT-4 significantly outperformed other models in answer (GPT-4, 0.80 vs Claude-3, 0.54 vs Mistral7×8B, 0.42,  $P<0.001$ ), quote (GPT-4, 0.78 vs Claude-3, 0.46 vs Mistral7×8B, 0.33,  $P<0.001$ ) and location (GPT-4, 0.80 vs Claude-3, 0.54 vs Mistral7×8B, 0.42,  $P<0.001$ ). The results are showed in **Table 6** and **Figure 9**. The extraction accuracy for each quantitative outcome are showed in **Table 7** and **Figure 9e**.

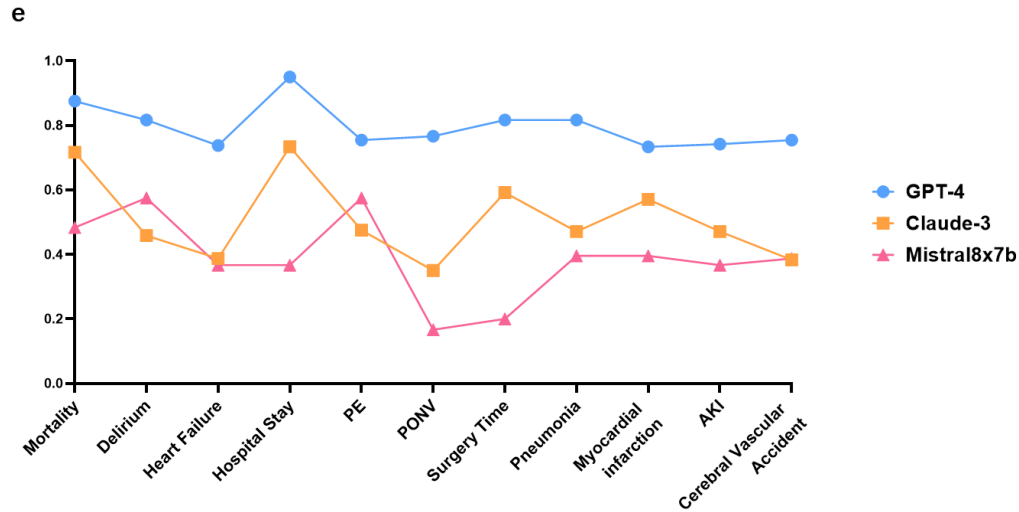
**Table 7.** Accuracy of outcome information extraction.

	GPT-4	Claude-3	Mistral8x7B	P Value
Answer	0.80	0.53	0.42	<0.001 <sup>a</sup>
Quote	0.78	0.46	0.33	<0.001 <sup>a</sup>
Location	0.80	0.54	0.42	<0.001 <sup>a</sup>
Total	0.80	0.51	0.39	<0.001 <sup>a</sup>

<sup>a</sup> Further analysis showed all pairwise comparison had P value less than 0.001;

**Figure 9.** Performance of LLMs extracting outcome information.





f

**Example of incorrect data extraction**

Mistral8x7b  
File Name: 11-Li.pdf  
Outcome Existence Answer: yes.  
Outcome Existence Quote: Postoperative delirium occurred in 29 (6.2%) in the regional anesthesia group vs 24 (5.1%) in the general anesthesia group. *The instruction is to extract data of PONV, but the LLM extract the data of postoperative delirium.*  
Outcome Existence Location: Results, Primary Outcome. Results section-Table 4. Adverse Events.  
Outcome Value General Anaesthesia Answer : 24. *The correct answer is 34.*  
Outcome Value General Anaesthesia Quote :Postoperative delirium occurred in 29 (6.2%) in the regional anesthesia group vs 24 (5.1%) in the general anesthesia group. *The correct quote is in Table 4. Adverse Events.*  
Outcome Value General Anaesthesia Location : Results, Primary Outcome. Results section-Table 4. Adverse Events.  
Outcome Value Nueraxial Anaesthesia Answer: 29. *The correct answer is 47..*  
Outcome Value Nueraxial Anaesthesia Quote: Postoperative delirium occurred in 29 (6.2%) in the regional anesthesia group vs 24 (5.1%) in the general anesthesia group. *The correct quote is in Table 4. Adverse Events.*  
Outcome Value Nueraxial Anaesthesia Location: Results, Primary Outcome. Results section-Table 4. Adverse Events

a. accuracy of extracting answer in outcome information; b. accuracy of extracting quote in outcome information; c. accuracy of extracting location in outcome information. d. accuracy of each item extraction within intervention information category. f. example of incorrect data extraction.

**Table 8.** Accuracy of specific outcome extraction

	GPT-4	Claude-3	Mistral8x7B	P Value
Cerebral Vascular Accident	0.89	0.72	0.48	<0.001 <sup>a</sup>
Delirium	0.82	0.46	0.58	<0.001 <sup>b</sup>
Heart Failure	0.74	0.39	0.37	<0.001 <sup>c</sup>
Hospital Stay	0.95	0.73	0.37	<0.001 <sup>a</sup>
PE	0.75	0.48	0.58	<0.001 <sup>c</sup>
PONV	0.77	0.35	0.17	<0.001 <sup>a</sup>

Surgery Time	0.82	0.59	0.20	<0.001 <sup>a</sup>
Pneumonia	0.82	0.47	0.40	<0.001 <sup>c</sup>
Myocardial infarction	0.73	0.57	0.40	<0.001 <sup>a</sup>
AKI	0.74	0.47	0.37	<0.001 <sup>c</sup>
Cerebral Vascular Accident	0.75	0.38	0.39	<0.001 <sup>c</sup>

<sup>a</sup> Further analysis showed all pairwise comparison had P value less than 0.001;

<sup>b</sup> Further analysis showed P value<0.0167 for Claude-3 vs Mistral8x7B, <0.001 for GPT-4 vs Claude-3, <0.001 for GPT-4 vs Mistral8x7B.

<sup>c</sup> Further analysis showed P value>0.0167 for Claude-3 vs Mistral8x7B, <0.001 for GPT-4 vs Claude-3, <0.001 for GPT-4 vs Mistral8x7B.

## Reliability Analysis

The reliability of study design evaluation was evaluated by Intraclass Correlation Coefficient (ICC). The ICC analysis showed good agreement ( $\geq 0.75$ ) in 4 out of 8 evaluation, moderate agreement ( $\geq 0.5$ ) in 3 out of 8 evaluation and poor agreement (0.375) in the remaining one. The coefficients of variation (CVs) were calculated for the accuracy of GPT-4, Claude-3, and Mistral 7 × 8B across five repetitions for each task. GPT-4 and Claude-3 showed low variability (CV<0.10) search strategies and literature screen, which indicated the LLMs achieved consistent and stable performance in executing tasks. Mistral 7×8b demonstrated low variability (CV<0.10) in literature screen but moderate variability (CV=0.136) in search strategies. Detailed results are listed in **Supplementary File 2**.

## Discussion

This study evaluated the performance of three LLMs (GPT-4, Claude-3, and Mistral8x7B) in conducting systematic reviews across multiple tasks. Claude-3 demonstrated superior performance in PICO design and eligibility criteria evaluation. In formulating search strategies, GPT-4 and Claude-3 showed similar accuracy and both outperformed Mistral8x7B.

For literature screening, GPT-4 achieved the highest accuracy in abstract screening. In data extraction, GPT-4 significantly outperformed the other models in overall accuracy, particularly excelling in quantitative outcome extraction. Both GPT-4 and Claude-3 demonstrated consistent performance with low variability across tasks, while Mistral8x7B showed moderate variability in search strategies. These findings suggest that while different LLMs may excel in specific aspects of systematic review tasks, GPT-4 and Claude-3 generally demonstrate more reliable and superior performance compared to Mistral8x7B. The results indicate that LLMs, particularly GPT-4 and Claude-3, could potentially serve as valuable assistive tools in systematic review processes, though human oversight remains essential for ensuring accuracy and quality.

Currently, no studies have explored or evaluated the performance of large language models in study design. However, there has been considerable exploration into the understanding and generation capabilities of large language models within specialized knowledge domains. Some researches found that the Large Language Model chatbot appeared capable of understanding and responding to long user-written eye health posts, radiation oncology questions and laboratory test questions, and then largely generated appropriate responses that did not differ significantly from ophthalmologist-written responses or experts answers in terms of incorrect information, likelihood of harm, extent of harm, or deviation<sup>30-32</sup>. In our study, regarding the PICO design, all three models demonstrated a strong understanding of the research question and generated satisfactory results. However, in terms of generating eligibility criteria, large language models exhibited limitations in integrating the research question with practical application. As illustrated by **Figure 3g**, LLMs failed to restrict patients' age and specify the types of studies, nor did they require that included studies report at least one quantitative outcome. If applied directly, these eligibility criteria may lead to an excessive workload during subsequent literature screening.

Structuring search strategies in different databases by different Large Language Models (LLMs) has not been critically evaluated yet<sup>33</sup>. But when Nathalia et al. used ChatGPT to generate search strategies for the MEDLINE database, they found AI does not insert the synonymous terms (Entry Terms) and the jargon used in the clinical practice of the researchers, nor organize, in a correct manner, the groups of acronyms in the same search key<sup>33</sup>. Wang and collaborators perceived that

ChatGPT had the potential to generate effective Boolean queries and lead to high search precision, although ChatGPT generates different queries even if the same prompt is used, which vary in effectiveness<sup>34</sup>. Existing researches have acknowledged the potential use of LLMs for literature retrieval and have undertaken exploratory attempts in this area<sup>35-37</sup>. Yong et al. utilized ChatGPT and Microsoft Bing AI to conduct literature searches using search strategies from an existing review, with the 24 references cited in that review serving as the gold standard. The study ultimately found that of the 1,284 studies retrieved by ChatGPT, only 7 (0.5%) were directly relevant, while Bing AI retrieved 48 studies, of which 19 (40%) were directly relevant. The results suggest that the use of ChatGPT as a tool for real-time evidence generation is not yet accurate and feasible<sup>37</sup>. By contrast, in our study, we compared the performance of GPT-4, Claude-3, and Mistral 7×8b to generate search strategies five times, conducting independent searches with each model. As shown in **Table 3**, each search conducted by the three models achieved an accuracy rate exceeding 55%, with Claude-3 reaching as high as 90% accuracy and GPT-4 consistently achieving accuracy rates above 70%.

In the context of literature screening, previous research has conducted single-model testing (GPT-4) and multi-model comparisons (including GPT-4, GPT-3.5, Google PaLM, Meta Llama 2, FlanT5, OpenHermes-NeuralChat, Mixtral, and Platypus 2) specifically for title and abstract screening. The findings indicate that the majority of large language models (LLMs) achieved sensitivity rates exceeding 80% in abstract screening, while specificity generally remained around 30%. Notably, GPT-4 exhibited a specificity rate above 85% and demonstrated an accuracy surpassing 90%<sup>38-42</sup>, which is consistent with our research findings. The above studies employed LLMs for title and abstract screening, demonstrating that, LLMs hold significant promise for assisting reviewer screen abstract. Building on abstract screening, our research introduced full-text screening to assess LLMs' capabilities in understanding and filtering longer texts. Qusai et al. conducted abstract and full-text screening using GPT-4 and concluded that, with highly reliable prompts, GPT-4's performance in full-text literature screening approached "human-like" levels<sup>39</sup>. In contrast, our study found that when conducting full-text screening, the performance of LLMs—including GPT-4, Claude-3, and Mistral 7×8b—was lower than that for abstract screening, and the differences among the three models also became less pronounced. The possible reason for this

discrepancy lies in the information density and concentration in abstracts, where GPT-4 can more easily identify key information relevant to screening criteria<sup>39</sup>. Full-text documents contain extensive details and secondary information, making the task more complex for the model, increasing its attentional load, and making it challenging to effectively link context across different sections of the text<sup>43</sup>.

Numerous studies have evaluated the performance of Large Language Models (LLMs) in extracting data from various types of texts, including free-text examination reports, electronic health records, and academic papers.<sup>44-48</sup> Gerald, Konet, and colleagues compared the accuracy of GPT-4 and Claude-2 in extracting data from 10 articles encompassing 160 data fields. Their findings indicated that Claude-2 demonstrated high accuracy (96.3%), whereas GPT-4 with the plug-in exhibited a lower accuracy rate (68.8%)<sup>46,47</sup>. Khan et al. evaluated the accuracy of GPT-4-turbo and Claude3-Opus in independently extracting data from 22 articles. Each LLM generated 506 responses, and both models achieved a mean accuracy exceeding 90%<sup>48</sup>. However, in our study, the accuracy of GPT-4 in data extraction was only around 80%, which aligns closely with the findings reported by Khraisha<sup>39</sup>, and the accuracy of Claude-3 was between 50% and 60%. Our findings differ substantially from those of the two previously mentioned studies. A possible reason is that in our study, the three models were accessed via Application Programming Interfaces (APIs) in independent sessions, ensuring that their data extraction accuracy was not influenced by third-party factors. In contrast, Konet used the paid browser version of GPT-4, which required a third-party plug-in to parse PDF documents. Consequently, the authors attributed most of the errors to the plug-in<sup>47</sup>. Additionally, the first two studies assessed LLMs by extracting only a few hundred data points, which may introduce bias in accuracy. In contrast, our study implemented a comprehensive evaluation framework requiring each model to extract 1,120 data points from 20 randomized controlled trials (RCTs), encompassing study information, intervention details, and outcome information—comprising a total of 3,360 individual data fields. To the best of our knowledge, this represents the largest-scale evaluation of LLM performance in systematic review data extraction to date.

This study has several limitations: (1) While it evaluates the performance of LLMs across the automated workflow of a systematic review (SR), only one SR type was included, necessitating



further exploration across more types and studies; (2) it offers a horizontal comparison of three leading LLMs, yet does not compare them against other types of automation tools; (3) although the three models demonstrated reasonable performance, we did not employ additional techniques to enhance their capabilities across various tasks.

## Conclusion

Large language models (LLMs) demonstrate significant potential for streamlining systematic review (SR) process. Among them, GPT-4 outperforms Claude-3 and Mistral 7×8b in overall performance and exhibits higher accuracy. Despite existing limitations such as inaccuracy, large language models hold promise as powerful assistive tools for researchers conducting SRs.

1. Wiggins WF, Tejani AS. On the Opportunities and Risks of Foundation Models for Natural Language Processing in Radiology. *Radiology: Artificial Intelligence*. 2022;4(4):e220119. doi:10.1148/ryai.220119
2. Polak MP, Morgan D. Extracting accurate materials data from research papers with conversational language models and prompt engineering. *Nat Commun*. 2024;15(1):1569. doi:10.1038/s41467-024-45914-8
3. Dagdelen J, Dunn A, Lee S, et al. Structured information extraction from scientific text with large language models. *Nat Commun*. 2024;15(1):1418. doi:10.1038/s41467-024-45563-x
4. Thirunavukarasu AJ, Ting DSJ, Elangovan K, Gutierrez L, Tan TF, Ting DSW. Large language models in medicine. *Nat Med*. 2023;29(8):1930-1940. doi:10.1038/s41591-023-02448-8
5. Cumpston M, Li T, Page MJ, et al. Updated guidance for trusted systematic reviews: a new edition of the Cochrane Handbook for Systematic Reviews of Interventions. Cochrane Editorial Unit, ed. *Cochrane Database of Systematic Reviews*. Published online October 3, 2019. doi:10.1002/14651858.ED000142
6. Waldegrave SRW. Evidence based medicine: what it is and what it isn't.
7. Mickenautsch S. Systematic reviews, systematic error and the acquisition of clinical knowledge. *BMC Med Res Methodol*. 2010;10(1):53. doi:10.1186/1471-2288-10-53

8. Elliott JH, Turner T, Clavisi O, et al. Living Systematic Reviews: An Emerging Opportunity to Narrow the Evidence-Practice Gap. *PLoS Med.* 2014;11(2):e1001603. doi:10.1371/journal.pmed.1001603
9. Tsafnat G, Glasziou P, Choong MK, Dunn A, Galgani F, Coiera E. Systematic review automation technologies. *Syst Rev.* 2014;3(1):74. doi:10.1186/2046-4053-3-74
10. Marshall IJ, Wallace BC. Toward systematic review automation: a practical guide to using machine learning tools in research synthesis. *Syst Rev.* 2019;8(1):163, s13643-019-1074-1079. doi:10.1186/s13643-019-1074-9
11. O'Mara-Eves A, Thomas J, McNaught J, Miwa M, Ananiadou S. Using text mining for study identification in systematic reviews: a systematic review of current approaches. *Syst Rev.* 2015;4(1):5. doi:10.1186/2046-4053-4-5
12. Schmidt L, Mutlu ANF, Elmore R, Olorisade BK, Thomas J, Higgins JPT. Data extraction methods for systematic review (semi)automation: Update of a living systematic review. Published online October 9, 2023. doi:10.12688/f1000research.51117.2
13. Lai H, Ge L, Sun M, et al. Assessing the Risk of Bias in Randomized Clinical Trials With Large Language Models. *JAMA Netw Open.* 2024;7(5):e2412687. doi:10.1001/jamanetworkopen.2024.12687
14. Feng L, Chiam YK, Lo SK. Text-Mining Techniques and Tools for Systematic Literature Reviews: A Systematic Literature Review. In: *2017 24th Asia-Pacific Software Engineering Conference (APSEC)*. ; 2017:41-50. doi:10.1109/APSEC.2017.10
15. Thomas J, McNaught J, Ananiadou S. Applications of text mining within systematic reviews. *Res Syn Meth.* 2011;2(1):1-14. doi:10.1002/jrsm.27
16. Li M, Sun J, Tan X. Evaluating the effectiveness of large language models in abstract screening: a comparative analysis. *Syst Rev.* 2024;13(1):219. doi:10.1186/s13643-024-02609-x
17. Dennstädt F, Zink J, Putora PM, Hastings J, Cihoric N. Title and abstract screening for literature reviews using large language models: an exploratory study in the biomedical domain. *Syst Rev.* 2024;13(1):158. doi:10.1186/s13643-024-02575-4
18. Akinseloyin O, Jiang X, Palade V. A question-answering framework for automated abstract screening using large language models. *Journal of the American Medical Informatics Association.* 2024;31(9):1939-1952. doi:10.1093/jamia/ocae166

19. Qureshi R, Shaughnessy D, Gill KAR, Robinson KA, Li T, Agai E. Are ChatGPT and large language models “the answer” to bringing us closer to systematic review automation? *Syst Rev*. 2023;12(1):72. doi:10.1186/s13643-023-02243-z
20. OpenAI, Achiam J, Adler S, et al. GPT-4 Technical Report. Published online March 4, 2024. Accessed September 14, 2024. <http://arxiv.org/abs/2303.08774>
21. Vacareanu R, Negru VA, Suciu V, Surdeanu M. From Words to Numbers: Your Large Language Model Is Secretly A Capable Regressor When Given In-Context Examples. Published online September 10, 2024. Accessed September 14, 2024. <http://arxiv.org/abs/2404.07544>
22. Chen X, Wang L, You M, Liu W, Fu Y, Xu J, Zhang S, Chen G, Li K, Li J. Evaluating and Enhancing Large Language Models' Performance in Domain-Specific Medicine: Development and Usability Study With DocOA. *J Med Internet Res*. 2024 Jul 22;26:e58158. doi: 10.2196/58158. PMID: 38833165; PMCID: PMC11301122.
23. Achiam J, Adler S, Agarwal S, Ahmad L, Akkaya I, Aleman FL, et al. Gpt-4 technical report. 2023.
24. Anthropic. The Claude 3 Model Family: Opus, Sonnet, Haiku. 2024.
25. AI M. Au Large | Mistral AI | Frontier AI in your hands. 2024.
26. Novita. What are large language model settings: Temperature, top P and max tokens. Novita AI. <https://blogs.novita.ai>. Published 2023. Accessed October 14, 2024.
27. Jebb AT, Ng V, Tay L. A Review of Key Likert Scale Development Advances: 1995-2019. *Front Psychol*. 2021;12:637547. doi:10.3389/fpsyg.2021.637547
28. Shrout PE, Fleiss JL. Intraclass correlations: uses in assessing rater reliability. *Psychol Bull*. 1979 Mar;86(2):420-8. doi: 10.1037//0033-2909.86.2.420. PMID: 18839484.
29. Botta-Dukát Z. Quartile coefficient of variation is more robust than CV for traits calculated as a ratio. *Sci Rep*. 2023 Mar 22;13(1):4671. doi: 10.1038/s41598-023-31711-8IF: 3.8 Q1 . PMID: 36949089; PMCID: PMC10033673.
30. Bernstein IA, Zhang Y (Victor), Govil D, et al. Comparison of Ophthalmologist and Large Language Model Chatbot Responses to Online Patient Eye Care Questions. *JAMA Netw Open*. 2023;6(8):e2330320. doi:10.1001/jamanetworkopen.2023.30320
31. Yalamanchili A, Sengupta B, Song J, et al. Quality of Large Language Model Responses to Radiation Oncology Patient Care Questions. *JAMA Netw Open*. 2024;7(4):e244630. doi:10.1001/jamanetworkopen.2024.4630

32. He Z, Bhasuran B, Jin Q, et al. Quality of Answers of Generative Large Language Models vs Peer Patients for Interpreting Lab Test Results for Lay Patients: Evaluation Study.
33. Guimarães NS, Joviano-Santos JV, Reis MG, Chaves RRM, Observatory of Epidemiology, Nutrition, Health Research (OPENS). Development of search strategies for systematic reviews in health using ChatGPT: a critical analysis. *J Transl Med*. 2024;22(1):1. doi:10.1186/s12967-023-04371-5
34. Wang S, Scells H, Koopman B, Zuccon G. Can ChatGPT Write a Good Boolean Query for Systematic Review Literature Search? Published online February 9, 2023. Accessed November 9, 2024. <http://arxiv.org/abs/2302.03495>
35. Luo X, Chen F, Zhu D, et al. Potential roles of large language models in production of systematic reviews and meta-analyses.
36. Huang J, Tan M. The role of ChatGPT in scientific communication: writing better scientific review articles.
37. Gwon YN, Kim JH, Chung HS, et al. The Use of Generative AI for Scientific Literature Searches for Systematic Reviews: ChatGPT and Microsoft Bing AI Performance Evaluation. *JMIR Med Inform*. 2024;12:e51187-e51187. doi:10.2196/51187
38. Guo E, Gupta M, Deng J, Park YJ, Paget M, Naugler C. Automated Paper Screening for Clinical Reviews Using Large Language Models: Data Analysis Study. *J Med Internet Res*. 2024;26:e48996. doi:10.2196/48996
39. Khraisha Q, Put S, Kappenberg J, Warraitch A, Hadfield K. Can large language models replace humans in systematic reviews? Evaluating GPT-4's efficacy in screening and extracting data from peer-reviewed and grey literature in multiple languages. *Research Synthesis Methods*. 2024;15(4):616-626. doi:10.1002/jrsm.1715
40. Matsui K, Utsumi T, Aoki Y, Maruki T, Takeshima M, Takaesu Y. Human-Comparable Sensitivity of Large Language Models in Identifying Eligible Studies Through Title and Abstract Screening: 3-Layer Strategy Using GPT-3.5 and GPT-4 for Systematic Reviews. *J Med Internet Res*. 2024;26:e52758. doi:10.2196/52758
41. Li M, Hill UC. Evaluating the Effectiveness of Large Language Models in Abstract Screening: A Comparative Analysis.
42. Dennstädt F, Zink J, Putora PM, Hastings J, Cihoric N. Title and abstract screening for literature reviews using large language models: an exploratory study in the biomedical domain. *Syst Rev*. 2024;13(1):158. doi:10.1186/s13643-024-02575-4

43. Oami T, Okada Y, Nakada T aki. Performance of a Large Language Model in Screening Citations. *JAMA Netw Open*. 2024;7(7):e2420496. doi:10.1001/jamanetworkopen.2024.20496
44. Fink MA, Bischoff A, Fink CA, et al. Potential of ChatGPT and GPT-4 for Data Mining of Free-Text CT Reports on Lung Cancer. *Radiology*. 2023;308(3):e231362. doi:10.1148/radiol.231362
45. Ge J, Li M, Delk MB, Lai JC. A Comparison of a Large Language Model vs Manual Chart Review for the Extraction of Data Elements From the Electronic Health Record. *Gastroenterology*. 2024;166(4):707-709.e3. doi:10.1053/j.gastro.2023.12.019
46. Gartlehner G, Kahwati L, Hilscher R, et al. Data extraction for evidence synthesis using a large language model: A proof-of-concept study. *Research Synthesis Methods*. 2024;15(4):576-589. doi:10.1002/jrsm.1710
47. Konet A, Thomas I, Gartlehner G, et al. Performance of two large language models for data extraction in evidence synthesis. *Research Synthesis Methods*. 2024;15(5):818-824. doi:10.1002/jrsm.1732
48. Khan MA, Ayub U, Naqvi SAA, et al. Collaborative Large Language Models for Automated Data Extraction in Living Systematic Reviews. Published online September 23, 2024. doi:10.1101/2024.09.20.24314108



**Supplementary file 1. Quality assessment criteria for Study Design**

Metric	Explanations
Accuracy	<p>1 points: Entirely erroneous and unsuitable for the research.</p> <p>2 points: Mostly inaccurate, with significant errors or major misalignments with the research question.</p> <p>3 points: Somewhat accurate, but contains notable inaccuracies or minor misalignments with the research question.</p> <p>4 points: Mostly accurate, with only a few minor errors or slight misalignments with the research question.</p> <p>5 points: Completely aligned with the research question, no errors.</p>
Integrity	<p>1 points: Severely incomplete, lacking critical information.</p> <p>2 points: Lacking some important details, with noticeable omissions that impact understanding.</p> <p>3 points: Adequate in coverage, but missing some non-critical details that could provide a fuller picture.</p> <p>4 points: Nearly complete, with only minor omissions or missing supplementary information.</p> <p>5 points: Comprehensive and exhaustive, without omissions.</p>
Relevance	<p>1 points: Irrelevant to the research question.</p> <p>2 points: Slightly relevant, but not closely connected to the research question.</p> <p>3 points: Moderately relevant, touching on the research question but not fully aligned.</p> <p>4 points: Mostly relevant, with minor deviations from the research question.</p> <p>5 points: Highly relevant and closely aligned with the research question.</p>
Consistency	<p>1 points: Logically incoherent, with contradictions throughout.</p> <p>2 points: Mostly inconsistent, with several contradictions or logical gaps.</p> <p>3 points: Somewhat consistent, but with a few noticeable contradictions or lapses in logic.</p> <p>4 points: Generally consistent, with only minor logical inconsistencies or very subtle contradictions.</p> <p>5 points: Logically consistent, with no contradictions.</p>
Overall performance	<p>The average scores of the four metrics.</p>

**Supplementary file 2. Reliability Analysis**

**Table1. Intraclass Correlation Coefficients (ICC) for Study Design Assessment**

	PICO Design	Eligibility Criteria
Accuracy	0.857	0.643
Integrity	0.500	0.692
Relevance	0.857	0.750
Consistency	0.750	0.375

**Table2. Coefficient of Variation (CV) for Different Tasks Across GPT-4, Claude-3, and Mistral 7×8b Models"**

	GPT-4	Claude-3	Mistral7×8b
Search strategies	0.073	0.093	0.136
Literature screen			
Abstract screen	0.007	0.003	0.001
Full-text screen	0.070	0.000	0.000