

Lattice calculation of the $D_s \rightarrow X\ell\bar{\nu}_\ell$ inclusive decay rate: an overview

A. De Santis^{a,1,*} and **C. F. Groß**^{b,1,*}

^a*Università di Roma Tor Vergata and INFN*

^b*HISKP and Bethe Centre for Theoretical Physics, University of Bonn, Germany*

E-mail: alessandro.desantis@roma2.infn.it, gross@hiskp.uni-bonn.de

In this talks, on behalf of our collaboration we present an overview of our first-principle lattice QCD calculation of the $D_s \mapsto X\ell\bar{\nu}_\ell$ inclusive decay rate. Here we introduce the theoretical background and focus on the methodological aspects of the calculation. A detailed discussion of our results, including the comparison with the corresponding experimental measurements will soon be presented in a forthcoming publication.

The 41st International Symposium on Lattice Field Theory (LATTICE2024)
28 July - 3 August 2024
Liverpool, UK

¹on behalf of the collaboration of A. De Santis, A. Evangelista, R. Frezzotti, F. Margari, N. Tantalo from the University and INFN of Rome Tor Vergata, P. Gambino, M. Panero from the University of Turin, G. Gagliardi, V. Lubicz, F. Sanfilippo, S. Simula from the University and INFN of Roma Tre, M. Garofalo, C. F. Groß, B. Kostrzewa, C. Urbach from HISKP Uni Bonn and BCTP Uni Bonn, A. Smecca from Swansea University

*Speaker

1. Introduction

In these talks we present, on behalf of our collaboration, an overview of our lattice QCD calculation of the $D_s \mapsto X\ell\bar{\nu}_\ell$ inclusive decay rate. From the phenomenological perspective, a first-principle lattice study of this process is important because it allows to use the experimental information of Refs. [1, 2] to constrain the CKM matrix elements V_{cs} , V_{cd} and V_{us} . From a theoretical perspective, our results are important because they show that inclusive semileptonic decays can nowadays be studied from first-principles on the lattice. The techniques we use for our calculation have been developed only recently [3–7]. In a previous work [7], using the methods of [4–6], some of our collaborators have shown good agreement of the results obtained on the lattice for inclusive semileptonic decay rates with the OPE approach [8–12], that has been for many years the only viable theoretical approach to heavy meson inclusive semileptonic decays. We have successfully used our methods in other studies [13–15], while other groups have also started to tackle the problem of inclusive semileptonic decays, see Refs.[16–22]. This presentation is focused on the methodological aspects of the calculation. A detailed discussion of our results, including the comparison with the corresponding experimental measurements will soon be presented in a forthcoming publication.

2. The differential decay rate

In this work, we use a notation corresponding to [7]. We work in the rest-frame of the decaying D_s meson and call

$$p = m_{D_s}(1, \mathbf{0}), \quad \omega = m_{D_s}(\omega_0, \boldsymbol{\omega}), \quad p_\ell = m_{D_s}(e_\ell, \mathbf{k}_\ell), \quad p_\nu = m_{D_s}(e_\nu, \mathbf{k}_\nu), \quad (1)$$

the four-momenta of the D_s , of the generic hadronic state X , of the lepton and of the neutrino, so that the energy-momentum conservation relation $p = p_\ell + p_\nu + \omega$ (see fig. 1) implies

$$\omega_0 = 1 - e_\ell - e_\nu, \quad \boldsymbol{\omega} = -\mathbf{k}_\ell - \mathbf{k}_\nu. \quad (2)$$

We work in the approximation in which the lepton is massless and therefore we have $\mathbf{k}_\ell^2 = e_\ell^2$ as well as $\mathbf{k}_\nu^2 = e_\nu^2$.

The fully inclusive process $D_s \mapsto X\ell\bar{\nu}_\ell$ can be separated into three different flavour channels, mediated by the flavour components $J_{\bar{c}s}^\mu$, $J_{\bar{c}d}^\mu$ and $J_{\bar{u}s}^\mu$ of the hadronic weak current,

$$J_{\bar{f}g}^\mu(x) = \bar{\psi}_{\bar{f}}(x)\gamma^\mu(1 - \gamma^5)\psi_g(x). \quad (3)$$

We use the lower-case indexes $\bar{f} = \{\bar{c}, \bar{c}, \bar{u}\}$ and $g = \{s, d, s\}$ to indicate the flavour indexes of the currents. When the flavour indexes are omitted, we refer to the fully inclusive process that is mediated by the sum of the three different flavour contributions weighted by the corresponding CKM matrix elements V_{fg} ,

$$J^\mu(x) = V_{cs}J_{\bar{c}s}^\mu(x) + V_{cd}J_{\bar{c}d}^\mu(x) + V_{us}J_{\bar{u}s}^\mu(x). \quad (4)$$

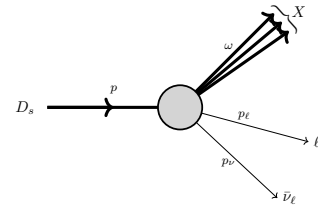


Figure 1: The kinematics of the inclusive $D_s \mapsto X\ell\bar{\nu}_\ell$ semileptonic decay.

Taking into account that the D_s meson has $\bar{s}c$ flavour, in the channels mediated by $J_{\bar{c}d}^\mu, J_{\bar{u}s}^\mu, J_{\bar{c}s}^\mu$ the final hadrons are $\bar{s}d, \bar{u}c$ -flavoured and $\bar{s}s$ -flavourless, respectively.

The currently available experimental results [1, 2] provide the fully-inclusive decay rate $\Gamma \equiv \Gamma[D_s \mapsto X\ell\bar{\nu}_\ell]$ which is the sum,

$$\Gamma = |V_{cs}|^2\Gamma_{\bar{c}s} + |V_{cd}|^2\Gamma_{\bar{c}d} + |V_{us}|^2\Gamma_{\bar{u}s}, \quad (5)$$

of the contributions corresponding to the different flavour channels. In this work we provide separate results for the contributions of the dominant channel $\Gamma_{\bar{c}s}$ as well as for the Cabibbo-suppressed channel $\Gamma_{\bar{c}d}$. $\Gamma_{\bar{u}s}$ is negligibly small.

Each contribution to the decay rate can be written as

$$\Gamma_{\bar{f}g} = G_F^2 S_{\text{EW}} \int \frac{d^3 p_\nu}{(2\pi)^3} \frac{d^3 p_\ell}{(2\pi)^3} \frac{L_{\mu\nu}(p_\ell, p_\nu) H_{\bar{f}g}^{\mu\nu}(p, p - p_\ell - p_\nu)}{4m_{D_s}^2 e_\ell e_\nu}, \quad (6)$$

where G_F is the Fermi constant and $S_{\text{EW}} = 1.02$ accounts for the logarithmic electroweak correction [23]. The leptonic tensor is given by a combination of the lepton and neutrino momentum and the so-called hadronic tensor, which is in fact an hadronic spectral density, is given by

$$H_{\mu\nu}(p, \omega) = \frac{(2\pi)^4}{2m_{D_s}} \langle D_s | J_\mu^\dagger(0) \delta^4(\mathbb{P} - \omega) J_\nu(0) | D_s \rangle, \quad (7)$$

where $\mathbb{P} = (H, \mathbf{P})$ is the isoQCD four-momentum operator. By relying on Poincaré covariance, $H^{\mu\nu}(p, \omega)$ can be decomposed into five form factors, that, in our convention, are real and dimensionless. In the rest-frame of the D_s meson the dependence of the form-factors upon the scalars $p \cdot \omega$ and ω^2 can be traded for the dependence upon the variables (ω_0, ω^2) . In order to express the form-factors in terms of the different components of the hadronic tensor, we consider the two unit vectors $\hat{\mathbf{n}}_r$ orthogonal to $\hat{\omega} = \omega/|\omega|$, i.e.

$$\hat{\mathbf{n}}_r \cdot \hat{\mathbf{n}}_s = \delta_{rs}, \quad \hat{\mathbf{n}}_r \cdot \hat{\omega} = 0, \quad r, s = 1, 2, \quad (8)$$

and introduce the following quantities

$$\begin{aligned} \mathcal{Y}^{(1)} &= -\frac{m_{D_s}}{2} \sum_{r=1}^2 \sum_{i,j=1}^3 \hat{n}_r^i \hat{n}_r^j H^{ij}(p, \omega), & \mathcal{Y}^{(2)} &= m_{D_s} H^{00}(p, \omega), \\ \mathcal{Y}^{(3)} &= m_{D_s} \sum_{i,j=1}^3 \hat{\omega}^i \hat{\omega}^j H^{ij}(p, \omega), & \mathcal{Y}^{(4)} &= -m_{D_s} \sum_{i=1}^3 \hat{\omega}^i H^{0i}(p, \omega), \\ \mathcal{Y}^{(5)} &= -\frac{im_{D_s}}{2} \sum_{i,j,k=1}^3 \epsilon^{ijk} \hat{\omega}^k H^{ij}(p, \omega), & \mathcal{Y}^{(i)} &\equiv \mathcal{Y}^{(i)}(\omega_0, \omega^2), i = 1, \dots, 5. \end{aligned} \quad (9)$$

The form factors can be expressed in terms of these quantities. By relying on the form-factors decomposition, and by working out the phase-space kinematical constraints in the rest-frame of the D_s meson, Eq. (6) can be rewritten as

$$\Gamma_{\bar{f}g} = G_F^2 S_{\text{EW}} \int_0^{(|\omega|_{\bar{F}G}^{\max})^2} d\omega^2 \int_{\omega_{\bar{F}G}^{\min}}^{\omega^{\max}} d\omega_0 \int_{e_\ell^{\min}}^{e_\ell^{\max}} de_\ell \frac{d\Gamma_{\bar{f}g}}{d\omega^2 d\omega_0 de_\ell}. \quad (10)$$

When the three integrations are performed in the order specified in Eq. (10), the integration limits to be used are given by the following expressions

$$\begin{aligned} e_\ell^{\min} &= \frac{1 - \omega_0 - |\omega|}{2}, & \omega_{\bar{F}G}^{\min} &= \sqrt{r_{\bar{F}G}^2 + \omega^2}, & |\omega|_{\bar{F}G}^{\max} &= \left(\frac{1 - r_{\bar{F}G}^2}{2} \right), \\ e_\ell^{\max} &= \frac{1 - \omega_0 + |\omega|}{2}, & \omega_{\bar{F}G}^{\max} &= 1 - \sqrt{\omega^2}, & r_{\bar{F}G} &= \frac{m_{P\bar{F}G}}{m_{D_s}}. \end{aligned} \quad (11)$$

3. The total decay rate

In order to compute the total rate Γ , the integrals appearing in Eq. (10) have to be performed. The form factors do not depend upon e_ℓ , therefore the lepton energy integral can be performed analytically, leaving

$$\frac{1}{\bar{\Gamma}} \frac{d\Gamma}{d\omega^0 d\omega^2} = |\omega|^3 Z^{(0)} + |\omega|^2 (\omega^{\max} - \omega_0) Z^{(1)} + |\omega| (\omega^{\max} - \omega_0)^2 Z^{(2)}, \quad (12)$$

$$\begin{aligned} \text{with } Z^{(0)} &= \mathcal{Y}^{(2)} + \mathcal{Y}^{(3)} - 2\mathcal{Y}^{(4)}, & Z^{(1)} &= 2 \left(\mathcal{Y}^{(3)} - 2\mathcal{Y}^{(1)} - \mathcal{Y}^{(4)} \right), \\ Z^{(2)} &= \mathcal{Y}^{(3)} - 2\mathcal{Y}^{(1)}, & \bar{\Gamma} &= \frac{m_{D_s}^5 G_F^2 S_{EW}}{48\pi^4}. \end{aligned} \quad (13)$$

The parity-breaking form factor $\mathcal{Y}^{(5)}/|\omega|$ does not contribute to the total rate.

To compute the ω_0 integral we first need to derive a mathematical representation of the decay rate that is suitable for a lattice evaluation. To this end, we start by introducing the kernels

$$\Theta_\sigma^{(p)}(x) = x^p \Theta_\sigma(x), \quad (14)$$

where p is a variable that, in the following, will assume non-negative integer values while $\Theta_\sigma(x)$ is any Schwartz¹ representation of the Heaviside function $\theta(x)$ which depends smoothly upon the smearing parameter σ and which is such that

$$\lim_{\sigma \rightarrow 0} \Theta_\sigma(x) = \theta(x). \quad (15)$$

The introduction of this mathematical device allows to trade the ω_0 phase-space integral, with convolutions of the distributions $Z^{(p)}(\omega_0, \omega^2)$ with smooth smearing kernels,

$$\frac{1}{\bar{\Gamma}} \frac{d\Gamma^{(p)}(\sigma)}{d\omega^2} = |\omega|^{3-p} \int_{\omega^{\min-\epsilon}}^{\infty} d\omega_0 \Theta_\sigma^{(p)}(\omega^{\max} - \omega_0) Z^{(p)}(\omega_0, \omega^2), \quad (16)$$

and with a limiting procedure,

$$\Gamma = \sum_{p=0}^2 \int_0^{(|\omega|^{\max+\epsilon})^2} d\omega^2 \lim_{\sigma \rightarrow 0} \frac{d\Gamma^{(p)}(\sigma)}{d\omega^2}. \quad (17)$$

¹i.e. infinitely differentiable and vanishing, together with all its derivatives, faster than any power of x in the limit $x \mapsto \infty$

We now rely on the Stone-Weierstrass theorem and observe that, for any positive value of the length scale a , the kernels $\Theta_\sigma^{(p)}(\omega^{\max} - \omega_0)$ can *exactly* be represented according to

$$\Theta_\sigma^{(p)}(\omega^{\max} - \omega_0) = \lim_{N \rightarrow \infty} \sum_{n=1}^N g_n^{(p)}(N) e^{-\omega_0(am_{D_s})n} . \quad (18)$$

The coefficients $g_n^{(p)}(N)$ appearing in the previous formula have to be read as the coordinates of the kernels $\Theta_\sigma^{(p)}(\omega^{\max} - \omega_0)$ on the discrete set of basis-functions $\exp[-\omega_0(am_{D_s})n]$. On the lattice we cannot directly compute the distribution, but can compute the (amputated) Euclidean correlators

$$\hat{Z}^{(p)}(t, \omega^2) = \int_{\omega^{\min} - \epsilon}^{\infty} d\omega_0 e^{-\omega_0(m_{D_s}t)} Z^{(p)}(\omega_0, \omega^2) \quad (19)$$

at the discrete Euclidean times $t = an$, where a is the lattice spacing. By using Eq. (18) the connection can now easily be established,

$$\frac{1}{\bar{\Gamma}} \frac{d\Gamma^{(p)}(\sigma)}{d\omega^2} = |\omega|^{3-p} \lim_{N \rightarrow \infty} \sum_{n=1}^N g_n^{(p)}(N) \hat{Z}^{(p)}(an, \omega^2) . \quad (20)$$

In order to determine the coefficients $g_n^{(p)}(N)$, and to study numerically the $N \mapsto \infty$ limit at fixed $\sigma > 0$ and the associated systematic errors, we use the Hansen-Lupo-Tantalo (HLT) algorithm of Ref. [5], see section 6. Considerations of the $\sigma \mapsto 0$ limit are given in sec. 4, while the numerical integration of the ω^2 integral will be provided in the full paper.

4. The $\sigma \mapsto 0$ limit

In the previous two sections, in order to compute the total rate and the leptonic moments on the lattice, we traded the compact ω_0 phase-space integral with convolutions of the $Z^{(p)}(\omega_0, \omega^2)$ distributions with the smooth kernels $\Theta_\sigma^{(p)}(\omega^{\max} - \omega_0)$ and with the $\sigma \mapsto 0$ limiting procedure. In order to understand how to perform numerically the required $\sigma \mapsto 0$ extrapolations we have to study the asymptotic behaviour for small values of σ of

$$d\Gamma^{(p)}(\sigma)/d\omega^2 = \int_{\omega^{\min} - \epsilon}^{\infty} d\omega_0 \Theta_\sigma^{(p)}(\omega^{\max} - \omega_0) Z(\omega_0) . \quad (21)$$

Careful analysis of this integral, especially its behaviour around the point $\omega^{\max} - \omega_0 \approx 0$ gives

$$\frac{d\Gamma^{(0,1)}(\sigma)}{d\omega^2} = \frac{d\Gamma^{(0,1)}}{d\omega^2} + O(\sigma^2) , \quad \frac{d\Gamma^{(2)}(\sigma)}{d\omega^2} = \frac{d\Gamma^{(2)}}{d\omega^2} + O(\sigma^4) . \quad (22)$$

This explains our choice of organizing the calculation in terms of the kernels $\Theta_\sigma^{(p)}(\omega^{\max} - \omega_0)$ and, therefore, in terms of the distributions $Z^{(p)}(\omega_0, \omega^2)$. This leads to a faster rate of convergence for $p = 2$.

ensemble	L/a	a [fm]	L [fm]	Z_V	Z_A
B48	48	0.07957(13)	3.82	0.706405(17)	0.74267(17)
B64	64	0.07957(13)	5.09	0.706379(24)	0.74294(24)
B96	96	0.07957(13)	7.64	0.706405(17)	0.74267(17)
C80	80	0.06821(13)	5.46	0.725404(19)	0.75830(16)
D96	96	0.05692(12)	5.46	0.744108(12)	0.77395(12)
E112	112	0.04891(6)	5.48	0.758231(5)	0.78542(7)

Table 1: ETMC gauge ensembles used in this work. We give the values of the lattice spacing a , of the spatial lattice extent L , and of the vector and axial renormalization constants Z_V and Z_A . The temporal extent of the lattice is always $T = 2L$.

5. Lattice correlators

The lattice correlators needed to extract the decay rate have been computed on the physical-point gauge ensembles, listed in Table 1, that have been generated [24–27] by the Extended Twisted Mass Collaboration (ETMC) with $n_f = 2 + 1 + 1$ flavours of Wilson-Clover Twisted Mass (TM) sea quarks. The bare parameters of the simulations have been tuned to match our scheme of choice for defining isoQCD, the so-called Edinburgh/FLAG consensus [28].

We adopted the mixed-action lattice setup described in full details in the appendices of Ref. [29]. In this setup the action of the valence quarks is discretized in the so-called Osterwalder-Seiler (OS) regularization. To interpolate the D_s meson we use the following pseudoscalar operator

$$P(x) = \bar{\Psi}_s(x)\gamma_5\Psi_c(x), \quad (23)$$

built in terms of the fields Ψ_f that are obtained by applying Gaussian smearing to the fields ψ_f . The two-point correlator

$$C(t) = \sum_{\mathbf{x}} T\langle 0|P(t, \mathbf{x})P^\dagger(0)|0\rangle \quad (24)$$

is used to amputate the four-points functions. From $C(t)$ we extract the mass and the residue R_P in the usual way. The four-point correlators from which we extract the amputated correlators $\hat{\mathcal{Y}}^{(i)}(t, \omega^2)$ are given by

$$C_{\mu\nu}(t_{\text{snk}}, t, t_{\text{src}}, \omega^2) = a^9 \sum_{\mathbf{x}_{\text{snk}}, \mathbf{x}_{\text{src}}, \mathbf{x}} e^{im_{D_s} \mathbf{w} \cdot \mathbf{x}} T\langle 0|P(x_{\text{snk}})J_\mu^\dagger(x)J_\nu(0)P^\dagger(x_{\text{src}})|0\rangle, \quad (25)$$

where $x = (t, \mathbf{x})$, $x_{\text{snk}} = (t_{\text{snk}}, \mathbf{x}_{\text{snk}})$ and $x_{\text{src}} = (t_{\text{src}}, \mathbf{x}_{\text{src}})$, and the current is the lattice discretized version of the weak current. In our setup both the vector,

$$V_{\bar{f}g}^\mu(x) = Z_A \bar{\psi}_f(x) i\gamma^\mu \psi_g(x), \quad \text{and axial,} \quad A_{\bar{f}g}^\mu(x) = Z_V \bar{\psi}_f(x) i\gamma^\mu \gamma_5 \psi_g(x), \quad (26)$$

components of the weak current $J_{\bar{f}g}^\mu(x) = V_{\bar{f}g}^\mu(x) - A_{\bar{f}g}^\mu(x)$ are discretized in the so-called TM regularization. In the TM regularization the vector current renormalizes with the ultraviolet-finite constant Z_A while the axial current renormalizes with the finite constant Z_V . The values of Z_V and Z_A used in this calculation are given in Table 1.

By integrating out the quark fields, the correlator $C_{\bar{f}g}^{\mu\nu}$ gets decomposed into the gauge-invariant contributions corresponding to the different fermionic Wick contractions. The contractions corresponding to the quark-connected diagram shown in Figure 2 contribute to both the dominating $\bar{c}s$ channel and to the Cabibbo suppressed $\bar{c}d$ channel and are obtained by contracting the charm quarks of the currents with those of the interpolating operators, the down-type quark of one current with that of the other current and the two strange quarks of the interpolating operators.

In the full paper we will show evidence that the contribution from the remaining possible decay $\bar{s}u$ channel, as well as a disconnected diagram contributing to the $\bar{c}s$ channel, are small and negligible. We do not consider them in this work.

The asymptotic behaviour of the four-points correlator $C^{\mu\nu}(t_{\text{snk}}, t, t_{\text{src}}, \omega^2)$ in the limits $T/2 \gg t_{\text{snk}} \gg t > 0 \gg t_{\text{src}} \gg -T/2$ is given by

$$C^{\mu\nu}(t_{\text{snk}}, t, t_{\text{src}}, \omega^2) = \frac{R_P}{4\pi m_{D_s}} e^{-m_{D_s}(t_{\text{snk}}-t-t_{\text{src}})} \int_{\omega_{\min}-\epsilon}^{\infty} d\omega_0 e^{-\omega_0(m_{D_s}t)} H^{\mu\nu}(p, \omega) + \dots, \quad (27)$$

where $H_{\mu\nu}(p, \omega)$ is the hadronic tensor and the dots represent exponentially suppressed terms. From the preceding definitions eq. 24 and eq. 9 we have extracted the correlators $\hat{\mathcal{Y}}^{(i)}(t, \omega^2)$, e.g.

$$\hat{\mathcal{Y}}^{(2)}(t, \omega^2) = \lim_{t_{\text{snk}} \mapsto \infty} \lim_{t_{\text{src}} \mapsto -\infty} \lim_{T \mapsto \infty} \frac{4\pi C^{00}(t_{\text{snk}}, t, t_{\text{src}}, \omega^2)}{R_P e^{-m_{D_s}(t_{\text{snk}}-t-t_{\text{src}})}}. \quad (28)$$

We determine the meson masses in the usual way and see good signals with not too much noise for all the ensembles from table 1. From the analysis of $C(t)$ on the different ensembles we extracted the information needed to compute the correlators $C^{\mu\nu}(t_{\text{snk}}, t, t_{\text{src}}, \omega^2)$ in the interesting region of the parameter space, i.e. for values of t_{src} and t_{snk} such that the systematic errors associated with the asymptotic limits $T \mapsto \infty$, $t_{\text{src}} \mapsto -\infty$ and $t_{\text{snk}} \mapsto \infty$ can be kept under control.

In order to extract the decay rate and the leptonic moments we used the data corresponding to the separation $t_{\text{snk}} - t_{\text{src}} \simeq 4.5$ fm, that we kept fixed in physical units on the different gauge ensembles. With this choice the systematics associated with the asymptotic limits can safely be neglected w.r.t. the statistical errors and, moreover, we can use larger values of N to reconstruct the smearing kernels according to Eq. (18) and, hence, to study the systematics associated with the $N \mapsto \infty$ limits (see section 6).

6. The HLT algorithm and the $N \mapsto \infty$ limit

In this section we provide an overview of the numerical implementation of the HLT algorithm [5] that we have used to extract the different contributions to the decay rate according to Eq.(20).

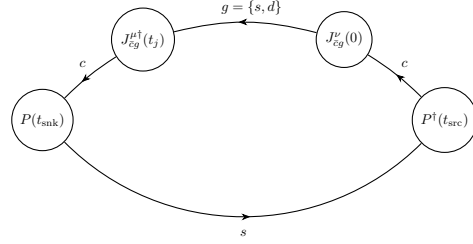


Figure 2: Quark-connected Wick contraction contributing to $C_{\bar{c}g}^{\mu\nu}$ in the $\bar{c}s$ and $\bar{c}d$ channels. The spectator strange propagator arises from the contraction of the strange fields of the interpolating operators. The flavour-changing sequential propagator arises from the contraction of the charm fields of the interpolating operators with those of the currents and from the contractions of the $g = \{s, d\}$ down-type fields of the currents.

We have considered two definitions of the smearing kernel $\Theta_\sigma^{(p)}(x)$ appearing in Eq. (14), based on the following two regularizations of the Heaviside step-function,

$$\Theta_\sigma(x) = \frac{1}{1 + e^{-x/\sigma}}, \quad \text{and} \quad \Theta_\sigma(x) = \frac{1 + \text{erf}(x/\sigma)}{2}. \quad (29)$$

In the following we call ‘‘sigmoid kernel’’ and ‘‘error-function kernel’’ the smooth functions $\Theta_\sigma^{(p)}(x)$ obtained by multiplying for x^p Eq.29. The two regularizations differ at $\sigma > 0$ and become equivalent in the $\sigma \mapsto 0$ limit (see Eq. 15). Moreover, by combining the numerical results corresponding to the two regularizations, we have a better control on the necessary $\sigma \mapsto 0$ extrapolations.

The coefficients $g_n^{(p)}(N)$ appearing in Eq. (18) are obtained by minimizing the linear combination

$$W_\alpha^{(p)}[\mathbf{g}] = \frac{A_\alpha^{(p)}[\mathbf{g}]}{A_\alpha^{(p)}[\mathbf{0}]} + \lambda B^{(p)}[\mathbf{g}] \quad (30)$$

of the so-called norm functional

$$A_\alpha^{(p)}[\mathbf{g}] = \int_{\omega^{\text{th}}}^{\infty} d\omega_0 e^{\alpha(am_{D_s})\omega_0} \left[\Theta_\sigma^{(p)}(\omega^{\text{max}} - \omega_0) - \sum_{n=1}^N g_n e^{\alpha(m_{D_s}\omega_0)n} \right]^2 \quad (31)$$

and of the error functional

$$B^{(p)}[\mathbf{g}] = \sum_{n_1, n_2=1}^N g_{n_1} g_{n_2} \text{Cov}^{(p)}(an_1, an_2), \quad (32)$$

where the matrix $\text{Cov}^{(p)}$ is the statistical covariance of the correlator $\hat{Z}^{(p)}(an, \mathbf{w}^2; a)$ at finite lattice spacing, and N is bound from above by the number of time slices we have available for the four-point-correlator. We set $\omega^{\text{th}} = 0.9 \omega_{FG}^{\text{min}}$ and $\alpha = 0$ in our analysis. We measure the difference of the reconstruction to the kernel with

$$d^{(p)}(N; \boldsymbol{\Sigma}) = \sqrt{\frac{A_0^{(p)}[\mathbf{g}^{(p)}(N; \boldsymbol{\Sigma})]}{A_0^{(p)}[\mathbf{0}]}} \quad (33)$$

To study the dependence on the algorithmic parameters and obtain the optimal coefficients $\mathbf{g}_\star^{(p)}$ to evaluate Eq. (20) we do the so-called HLT stability analysis already used in other works [13–15, 30]. The core of the HLT stability analysis is to search for independence with respect to the algorithmic parameters within statistical errors so that systematic effects can be safely estimated. An example of a stability analysis is shown in Figure 3.

In order to obtain a data-driven estimate of a systematic error on a given quantity O , for which we have different determinations O_i that we expect to be equivalent in absence of a systematic error, we consider the pull variables and systematic errors

$$\mathcal{P}_{\text{sys}}^{ij} = \frac{O_i - O_j}{\Delta_{ij}}, \quad \Delta_{\text{sys}} = \max_{ij} \left[|O_i - O_j| \text{erf}\left(\frac{\mathcal{P}_{\text{sys}}^{ij}}{\sqrt{2}}\right) \right]. \quad (34)$$

where Δ_{ij} is a conservative estimate of the error of the difference $O_i - O_j$ (depending upon the observable we consider either the error of one of the terms or the sum in quadrature of the errors of the two terms). The error-function weights the difference with a (rough) estimate of the probability that the observed value is not due to a fluctuation.

In the case of the HLT stability analysis we estimate both the statistical errors and the central values of our results from the results at the optimal $\mathbf{g}_\star^{(p)}$ point,

$$\Delta_{\text{stat}}^{(p)}(\omega, \sigma) \equiv \Delta_{\text{stat}} \left[\frac{1}{\bar{\Gamma}} \frac{d\Gamma_\star^{(p)}(\sigma)}{d\omega^2} \right], \quad (35)$$

and the systematic error by calculating $\mathcal{P}_{\text{HLT}}^{(p)}$ using the results at $\mathbf{g}_\star^{(p)}$ and a corresponding $\mathbf{g}_{\star\star}^{(p)}$ in Eq. (34). In order to compute the decay rate and the lepton energy moments for each flavour channel, for all the considered values of ω^2 and of σ , on all the lattice ensembles and for the two different definitions of the smearing kernel (sigmoid and error-function), we performed more than 21000 stability analyses.

7. The $\Gamma_{\bar{c}s}$ and $\Gamma_{\bar{c}d}$ contribution to the total decay rate

In this section, we discuss our results for the fermion-connected contribution to the dominant $\Gamma_{\bar{c}s}$ channel, as well as the $\Gamma_{\bar{c}d}$ channel.

When the fermion-connected contribution is separated from the weak-annihilation contribution the lightest possible hadronic state $P_{\bar{s}s}$ is not the neutral pion but the unphysical $\eta_{\bar{s}s}$ meson, because no single neutral pion can be generated from the sea. We have extracted the mass of the $\eta_{\bar{s}s}$ meson from the quark-connected contribution to the appropriate two-point function as defined in eq. 24. We determined $r_{\bar{s}s\text{-conn}}$ and have then computed the fermion-connected Wick contraction of the correlators $C_{\bar{c}s}^{\mu\nu}(t_{\text{snk}}, t, t_{\text{src}}, \omega^2)$ for 10 values of $|\omega|$ ranging from 0.05 to 0.45. The values of the smearing parameters we use in the $\sigma \mapsto 0$ extrapolation are in the range [10, 200] MeV for the sigmoid kernel and [100, 700] MeV for the error-function kernel.

We show in Figure 4 the pull variable $\mathcal{P}_{\text{HLT}}^{(p)}(\omega, \sigma)$. It shows we have $\mathcal{P}_{\text{HLT}}^{(p)}(\omega, \sigma) < 3$ and only in a very few cases $\mathcal{P}_{\text{HLT}}^{(p)}(\omega, \sigma) > 2$. This means that all our results are in the statistically dominated regime, i.e. the HLT systematic error $\Delta_{\text{HLT}}^{(p)}(\omega, \sigma)$ is smaller than the statistical error $\Delta_{\text{stat}}^{(p)}(\omega, \sigma)$.

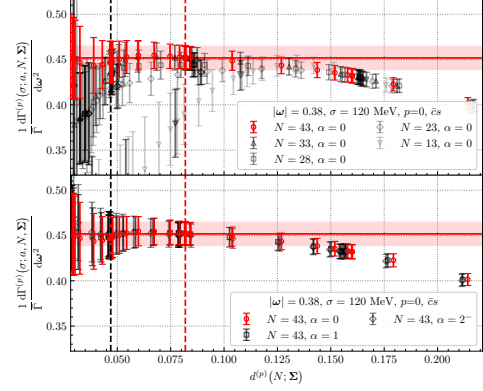


Figure 3: Stability analysis for the contribution $p = 0$ to the total decay rate for the $\bar{c}s$ channel with smearing parameter $\sigma = 120$ MeV, spatial momentum $|\omega| = 0.38$, sigmoid kernel and D96 ensemble. Top panel: study of the limit $N \mapsto \infty$ by changing λ at fixed $\alpha = 0$. Bottom panel: study of the dependence on the definition of the norm functional by changing λ at fixed $N = 43$.

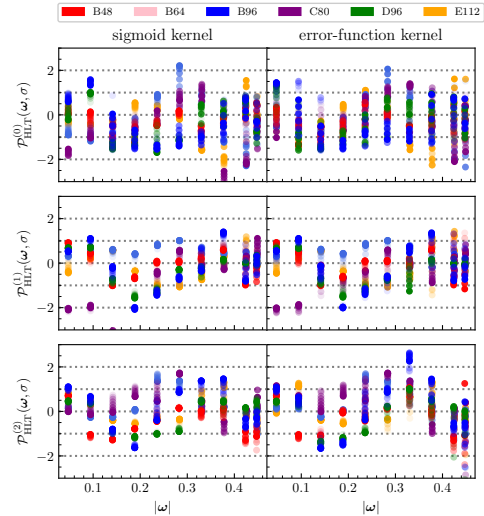


Figure 4: Pull variable $\mathcal{P}_{\text{HLT}}^{(p)}(\omega, \sigma)$ for the fermion-connected contributions $d\Gamma_{\bar{c}s}^{(p)}(\sigma; a, L)/d\omega^2$. Different colours correspond to different ensembles while different gradations of the same colour correspond to different values of σ .

In order to estimate the finite size effects systematic errors $\Delta_L^{(p)}(\omega, \sigma)$ we used the three ensembles B48, B64 and B96 at the coarsest simulated value of the lattice spacing (see Table 1). While the ensembles C80, D96 and E112 have been generated at the same reference physical volume, the volumes of the B48, B64 and B96 ensembles are different. In Figure 5 we illustrate our procedure to interpolate to the common volume and to estimate the FSE systematic errors. We perform linear and quadratic interpolations of the results of the three B-ensembles. From these fits we obtain $d\Gamma^{(p)}(\sigma; a_B, L_\star)/d\omega^2$ by taking the central value from the linear fit and by adding in quadrature to the error of the linear interpolation a systematic error estimated from the spread between the linear and the quadratic interpolation according to Eq. (34).

We then estimate the FSE systematic errors on our results $d\Gamma^{(p)}(\sigma)/d\omega^2$, introducing

$$\mathcal{P}_{\text{FSE}}^{(p)}(\omega, \sigma) = \frac{\frac{d\Gamma^{(p)}(\sigma; a_B, L_\star)}{d\omega^2} - \frac{d\Gamma^{(p)}(\sigma; a_B, 7.6 \text{ fm})}{d\omega^2}}{\Delta_{\text{stat}}^{(p)}(\omega, \sigma; a_B, L_\star) \bar{\Gamma}}, \quad (36)$$

where $d\Gamma^{(p)}(\sigma; a_B, 7.6 \text{ fm})/d\omega^2$ is the B96 result. We use the same estimate of $\Delta_L^{(p)}(\omega, \sigma)$ for all simulated values of the lattice spacing. We will show the values of the pull variable $\mathcal{P}_{\text{FSE}}^{(p)}(\omega, \sigma)$ in the full paper. We see that in all cases we have $\mathcal{P}_{\text{FSE}}^{(p)}(\omega, \sigma) < 2$ and in most of the cases $\mathcal{P}_{\text{FSE}}^{(p)}(\omega, \sigma) < 1$. This means that the FSE systematic errors on our results are much smaller than the corresponding statistical errors.

In Figure 6 we show an example of the continuum extrapolation of our results $d\Gamma^{(p)}(\sigma; a, L_\star)/d\omega^2$. We have four points (see Table 1) and we perform four different extrapolations: a constant fit of the two finer points (ensembles E112; D96); a fit linear in a^2 of the three finer points (ensembles E112, D96, C80); a fit linear in a^2 and a fit quadratic in a^2 of all the points. The different fits are combined by employing the Bayesian model average [31] that we have already employed in Ref. [14].

Given N different fits, the central value of the extrapolated result is given by

$$\bar{x} = \sum_{k=1}^N \omega_k x_k, \quad \omega_k \propto \exp \left[-(\chi_k^2 + 2N_{\text{params}}^k - N_{\text{points}}^k)/2 \right], \quad (37)$$

where x_k are the extrapolated results of each separate fit, the weights ω_k are normalised, χ_k^2 , N_{params}^k , N_{points}^k are the χ^2 -variable, the number of parameters and the number of points of the different fits. The total error is estimated by using

$$\Delta_{\text{tot}}^2 = \sum_{k=1}^N \omega_k \Delta_k^2 + \sum_{k=1}^N \omega_k (x_k - \bar{x})^2, \quad (38)$$

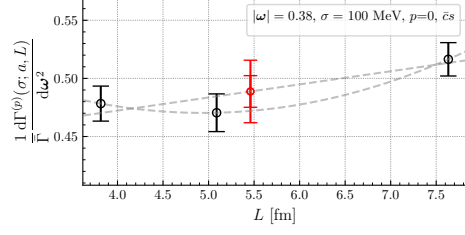


Figure 5: Interpolation of the results $d\Gamma_{c\bar{s}}^{(0)}(\sigma; a_B, L)/d\omega^2$ at the reference volume $L_\star \simeq 5.5 \text{ fm}$. The red point is the result of the linear interpolation and the larger error bar takes into account our estimate of the FSE systematic error.

where the first sum is the weighted average of the square of the errors Δ_k on x_k coming from the different fits while the second sum provides an estimate for the systematic error. We employ the same procedure to extrapolate our results to the $\sigma \mapsto 0$ limit (see below).

As an additional quality indicator we use the pull-variable $\mathcal{P}_a = \frac{|\bar{x} - x(a_E)|}{\Delta_{\text{tot}}}$, where $x(a_E)$ is the result at the finest value of the lattice spacing (here the E112 ensemble). In more than 95% of the cases, \mathcal{P}_a is less than one, and we never observe $\mathcal{P}_a > 2$. In more than 90% of the cases, $\chi^2/\text{d.o.f} \leq 1$ for the dominant fit, and in more than 80% of the cases, the dominant fit has only one parameter. This is quantitative proof that our continuum limit is very flat and stable, and makes us very confident on the quality of our continuum extrapolations.

After performing the continuum extrapolations we add in quadrature to the error of the continuum results (including our estimates of the HLT and continuum-extrapolation systematic uncertainties) our estimates of the FSE systematic errors. We can neglect the volume dependence and write $d\Gamma^{(p)}(\sigma)/d\omega^2$.

After having performed the continuum extrapolations, we perform the necessary $\sigma \mapsto 0$ extrapolations. To this end, we use the asymptotic formulae of Eq. (22) and, for each fermion-connected contribution $d\Gamma_{\bar{c}s}^{(p)}(\sigma)/d\omega^2$, we perform a polynomial fit. All fits contain only even powers of σ , for $p = 0, 1$, the powers are 0, 2, 4, for $p = 2$ the powers are 0, 4, 6. We combine fits of the sigmoid data, the erf data, and a constrained fit with Eq. 37, 38 to obtain our estimates of the connected contributions $d\Gamma_{\bar{c}s}^{(p)}/d\omega^2$ to the physical differential decay rate. Examples of these extrapolations are shown in Figure 8, corresponding to a point close to the lower-end of the phase-space integration interval $[0, |\omega|_{\text{SS-conn}}^{\text{max}} = 0.44]$. In this kinematic configuration our results show a very mild dependence upon σ , almost negligible within the errors that, at this stage, include our estimates of the systematics associated with the HLT stability analysis, with FSE and with the continuum extrapolations. In the case of larger smearing parameters, the extrapolation is less flat, but consistent with the expected behaviour. At the smaller considered values of σ there is no significant difference between the results of the two smearing kernels. We also look at an additional pull-variable for the robustness of this extrapolation, and it is almost always < 0.5 . These facts make us confident on the robustness of our extrapolations. Our final results for the fermion-connected contribution $d\Gamma_{\bar{c}s}/d\omega^2$ to the physical differential decay rate are shown on the left-hand side of Figure 7, the right-hand side shows the results for $d\Gamma_{\bar{c}d}/d\omega^2$ obtained with the same analysis procedure.

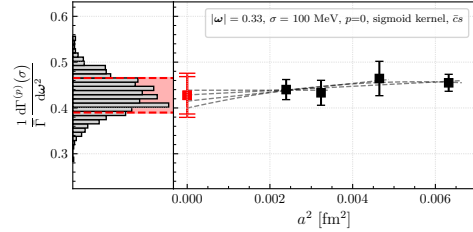


Figure 6: Continuum extrapolation of the fermion-connected $d\Gamma_{\bar{c}s}^{(0)}(\sigma; L_\star)/d\omega^2$ to the decay rate. The data correspond to $|\omega| = 0.44$, to $\sigma = 100$ MeV and to the sigmoid smearing kernel. The different four dashed lines correspond to the different fits that we combine by using the Bayesian model average procedure discussed in the text. The histogram shows the distribution of the weighted bootstrap samples, the horizontal red dashed lines are the 16% and 84% percentiles while the red band is the statistical error. The red point is the continuum result with the larger error bar taking into account our estimate of the systematic error associated with FSE.

8. Outlook

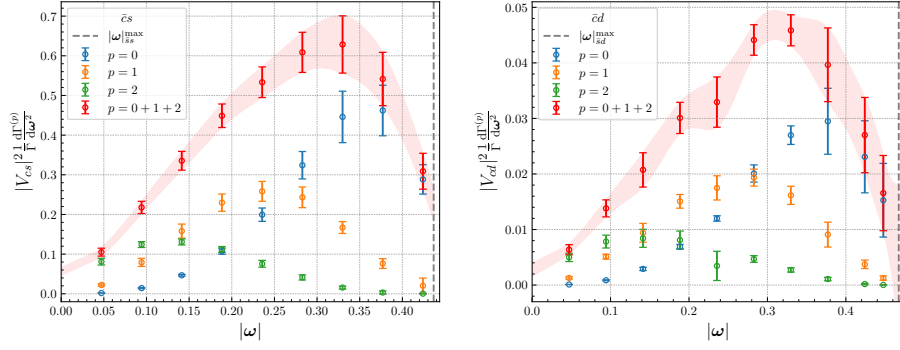


Figure 7: Left: Fermion-connected contribution $d\Gamma_{\bar{c}s}/d\omega^2$ to the physical differential decay. The red points correspond to the sum of the three contributions $d\Gamma_{\bar{c}s}^{(p)}/d\omega^2$ that are also shown in different colours. The error-bars correspond to the total error, i.e. to the sum in quadrature of the statistical errors and of the HLT, FSE, $a \mapsto 0$ and $\sigma \mapsto 0$ systematic errors. Right: analogous for $d\Gamma_{\bar{c}d}/d\omega^2$

In order to compare the results of section 7 to the experimental results, we interpolate the results with splines and perform the integral numerically. An analogous procedure can be done for the first and second lepton energy moment, all of which will be reported in the forthcoming paper.

Acknowledgments

The authors thank the other collaboration members: A. Evangelista, R. Frezzotti, F. Margari, N. Tantalo from the University and INFN of Rome Tor Vergata, P. Gambino, M. Panero from the University of Turin, G. Gagliardi, V. Lubicz, F. Sanfilippo, S. Simula from the University and INFN of Roma Tre, M. Garofalo, B. Kostrzewa, C. Urbach from HISKP Uni Bonn and BCTP Uni Bonn, A. Smecca from Swansea University.

The authors gratefully acknowledge the Gauss Centre for Supercomputing e.V. (www.gauss-centre.eu) for funding this project by providing computing time on the GCS Supercomputer JUWELS [32] at Jülich Supercomputing Centre (JSC), and the granted access to the Marvin cluster hosted by the University of Bonn. This work has been supported as part of NRW-FAIR by the MKW NRW under the funding code NW21-024-A and by the Italian Ministry of University and Research (MUR) under the grant PNRR-M4C2-I1.1-PRIN 2022-PE2 Non-perturbative aspects of fundamental interactions, in the Standard Model and beyond F53D23001480006 funded by E.U.-NextGenerationEU.

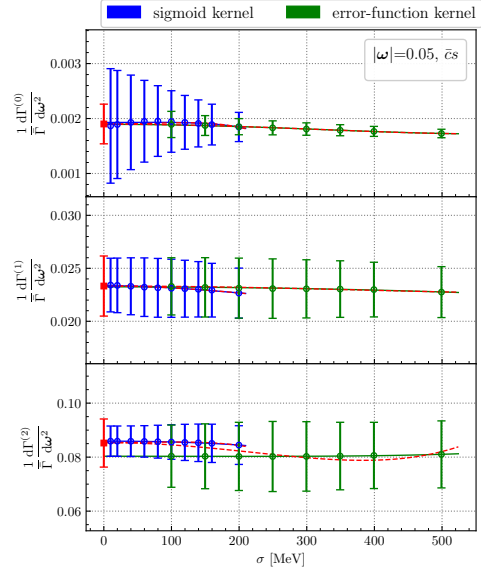


Figure 8: $\sigma \mapsto 0$ extrapolation of the connected $d\Gamma_{\bar{c}s}^{(p)}/d\omega^2$ contribution to the differential decay rate. The data correspond to $|\omega| = 0.05$. The blue and green solid lines are the separate fits of the results obtained by using respectively the sigmoid and the error-function smearing kernels. The red line is the combined fit of both data sets. The red point is the final extrapolated result.

References

- [1] CLEO collaboration, *Measurement of absolute branching fractions of inclusive semileptonic decays of charm and charmed-strange mesons*, *Phys. Rev. D* **81** (2010) 052007 [0912.4232].
- [2] BESIII collaboration, *Measurement of the absolute branching fraction of inclusive semielectronic D_s^+ decays*, *Phys. Rev. D* **104** (2021) 012003 [2104.07311].
- [3] M.T. Hansen, H.B. Meyer and D. Robaina, *From deep inelastic scattering to heavy-flavor semileptonic decays: Total rates into multihadron final states from lattice QCD*, *Phys. Rev. D* **96** (2017) 094513 [1704.08993].
- [4] S. Hashimoto, *Inclusive semi-leptonic B meson decay structure functions from lattice QCD*, *PTEP* **2017** (2017) 053B03 [1703.01881].
- [5] M. Hansen, A. Lupo and N. Tantalo, *Extraction of spectral densities from lattice correlators*, *Phys. Rev. D* **99** (2019) 094508 [1903.06476].
- [6] P. Gambino and S. Hashimoto, *Inclusive Semileptonic Decays from Lattice QCD*, *Phys. Rev. Lett.* **125** (2020) 032001 [2005.13730].
- [7] P. Gambino, S. Hashimoto, S. Mächler, M. Panero, F. Sanfilippo, S. Simula et al., *Lattice QCD study of inclusive semileptonic decays of heavy mesons*, *JHEP* **07** (2022) 083 [2203.11762].
- [8] A.V. Manohar and M.B. Wise, *Inclusive semileptonic B and polarized Lambda(b) decays from QCD*, *Phys. Rev. D* **49** (1994) 1310 [hep-ph/9308246].
- [9] B. Blok, L. Koyrakh, M.A. Shifman and A.I. Vainshtein, *Differential distributions in semileptonic decays of the heavy flavors in QCD*, *Phys. Rev. D* **49** (1994) 3356 [hep-ph/9307247].
- [10] I.I.Y. Bigi, N.G. Uraltsev and A.I. Vainshtein, *Nonperturbative corrections to inclusive beauty and charm decays: QCD versus phenomenological models*, *Phys. Lett. B* **293** (1992) 430 [hep-ph/9207214].
- [11] I.I.Y. Bigi, M.A. Shifman, N.G. Uraltsev and A.I. Vainshtein, *QCD predictions for lepton spectra in inclusive heavy flavor decays*, *Phys. Rev. Lett.* **71** (1993) 496 [hep-ph/9304225].
- [12] J. Chay, H. Georgi and B. Grinstein, *Lepton energy distributions in heavy meson decays from QCD*, *Phys. Lett. B* **247** (1990) 399.
- [13] EXTENDED TWISTED MASS COLLABORATION (ETMC) collaboration, *Probing the Energy-Smeared R Ratio Using Lattice QCD*, *Phys. Rev. Lett.* **130** (2023) 241901 [2212.08467].
- [14] EXTENDED TWISTED MASS collaboration, *Inclusive hadronic decay rate of the τ lepton from lattice QCD*, *Phys. Rev. D* **108** (2023) 074513 [2308.03125].

- [15] EXTENDED TWISTED MASS collaboration, *Inclusive Hadronic Decay Rate of the τ Lepton from Lattice QCD: The $\bar{u}s$ Flavor Channel and the Cabibbo Angle*, *Phys. Rev. Lett.* **132** (2024) 261901 [2403.05404].
- [16] A. Barone, A. Jüttner, S. Hashimoto, T. Kaneko and R. Kellermann, *Inclusive semi-leptonic $B_{(s)}$ mesons decay at the physical b quark mass*, *PoS LATTICE2022* (2023) 403 [2211.15623].
- [17] R. Kellermann, A. Barone, S. Hashimoto, A. Jüttner and T. Kaneko, *Inclusive semi-leptonic decays of charmed mesons with Möbius domain wall fermions*, *PoS LATTICE2022* (2023) 414 [2211.16830].
- [18] A. Barone, S. Hashimoto, A. Jüttner, T. Kaneko and R. Kellermann, *Approaches to inclusive semileptonic $B_{(s)}$ -meson decays from Lattice QCD*, *JHEP* **07** (2023) 145 [2305.14092].
- [19] R. Kellermann, A. Barone, S. Hashimoto, A. Jüttner and T. Kaneko, *Studies on finite-volume effects in the inclusive semileptonic decays of charmed mesons*, *PoS LATTICE2023* (2024) 272 [2312.16442].
- [20] A. Barone, S. Hashimoto, A. Jüttner, T. Kaneko and R. Kellermann, *Chebyshev and Backus-Gilbert reconstruction for inclusive semileptonic $B_{(s)}$ -meson decays from Lattice QCD*, *PoS LATTICE2023* (2024) 236 [2312.17401].
- [21] R. Kellermann, A. Barone, S. Hashimoto, A. Jüttner and T. Kaneko, *Updates on inclusive charmed and bottomed meson decays from the lattice*, in *12th International Workshop on the CKM Unitarity Triangle*, 2405.06152.
- [22] S. Hashimoto, *Towards the understanding of the inclusive vs exclusive puzzles in the $|V_{cb}|$ determinations*, *PoS EuroPLEx2023* (2024) 012 [2406.04579].
- [23] A. Sirlin, *Large $m(W)$, $m(Z)$ Behavior of the $O(\alpha)$ Corrections to Semileptonic Processes Mediated by W* , *Nucl. Phys. B* **196** (1982) 83.
- [24] C. Alexandrou et al., *Simulating twisted mass fermions at physical light, strange and charm quark masses*, *Phys. Rev. D* **98** (2018) 054518 [1807.00495].
- [25] EXTENDED TWISTED MASS collaboration, *Quark masses and decay constants in $N_f = 2 + 1 + 1$ isoQCD with Wilson clover twisted mass fermions*, *PoS LATTICE2019* (2020) 181 [2001.09116].
- [26] EXTENDED TWISTED MASS collaboration, *Ratio of kaon and pion leptonic decay constants with $N_f=2+1+1$ Wilson-clover twisted-mass fermions*, *Phys. Rev. D* **104** (2021) 074520 [2104.06747].
- [27] J. Finkenrath et al., *Twisted mass gauge ensembles at physical values of the light, strange and charm quark masses*, *PoS LATTICE2021* (2022) 284 [2201.02551].
- [28] FLAVOUR LATTICE AVERAGING GROUP (FLAG) collaboration, *FLAG Review 2024*, 2411.04268.

- [29] EXTENDED TWISTED MASS COLLABORATION (ETMC) collaboration, *Strange and charm quark contributions to the muon anomalous magnetic moment in lattice QCD with twisted-mass fermions*, [2411.08852](#).
- [30] R. Frezzotti, N. Tantalo, G. Gagliardi, F. Sanfilippo, S. Simula and V. Lubicz, *Spectral-function determination of complex electroweak amplitudes with lattice QCD*, *Phys. Rev. D* **108** (2023) 074510 [[2306.07228](#)].
- [31] H. Akaike, *A new look at the statistical model identification*, *IEEE Trans. Automatic Control* **19** (1974) 716.
- [32] Jülich Supercomputing Centre, *JUWELS Cluster and Booster: Exascale Pathfinder with Modular Supercomputing Architecture at Juelich Supercomputing Centre*, *JLSRF* **7** (2021) A138.