

Offload Rethinking by Cloud Assistance for Efficient Environmental Sound Recognition on LPWANs

Le Zhang^{*}, Quanling Zhao^{*}, Run Wang, Shirley Bian, Onat Gungor, Flavio Ponzina, Tajana Rosing

University of California, San Diego
La Jolla, California, USA

{lez014,quzhao,ruw041,y1bian,ogungor,fponzina,tajana}@ucsd.edu

Abstract

Learning-based environmental sound recognition has emerged as a crucial method for ultra-low-power environmental monitoring in biological research and city-scale sensing systems. These systems usually operate under limited resources and are often powered by harvested energy in remote areas. Recent efforts in on-device sound recognition suffer from low accuracy due to resource constraints, whereas cloud offloading strategies are hindered by high communication costs. In this work, we introduce *ORCA*, a novel resource-efficient cloud-assisted environmental sound recognition system on batteryless devices operating over the Low-Power Wide-Area Networks (LPWANs), targeting wide-area audio sensing applications. We propose a cloud assistance strategy that remedies the low accuracy of on-device inference while minimizing the communication costs for cloud offloading. By leveraging a self-attention-based cloud sub-spectral feature selection method to facilitate efficient on-device inference, ORCA resolves three key challenges for resource-constrained cloud offloading over LPWANs: 1) high communication costs and low data rates, 2) dynamic wireless channel conditions, and 3) unreliable offloading. We implement ORCA on an energy-harvesting batteryless microcontroller and evaluate it in a real world urban sound testbed. Our results show that ORCA outperforms state-of-the-art methods by up to 80× in energy savings and 220× in latency reduction while maintaining comparable accuracy.

CCS Concepts

• **Computer systems organization** → **Sensor networks; Embedded systems**; • **Computing methodologies** → **Artificial intelligence**.

Keywords

Embedded intelligence, cloud offloading, environmental sound classification, batteryless computing, LoRa, LPWANs

ACM Reference Format:

Le Zhang^{*}, Quanling Zhao^{*}, Run Wang, Shirley Bian, Onat Gungor, Flavio Ponzina, Tajana Rosing. 2025. Offload Rethinking by Cloud Assistance

^{*}Both authors contributed equally to this research.

Permission to make digital or hard copies of all or part of this work for personal or classroom use is granted without fee provided that copies are not made or distributed for profit or commercial advantage and that copies bear this notice and the full citation on the first page. Copyrights for components of this work owned by others than the author(s) must be honored. Abstracting with credit is permitted. To copy otherwise, or republish, to post on servers or to redistribute to lists, requires prior specific permission and/or a fee. Request permissions from permissions@acm.org.

SenSys '25, May 6–9, 2025, Irvine, CA, USA

© 2025 Copyright held by the owner/author(s). Publication rights licensed to ACM.

ACM ISBN 978-x-xxxx-xxxx-x/YY/MM

<https://doi.org/10.1145/nnnnnnn.nnnnnnn>

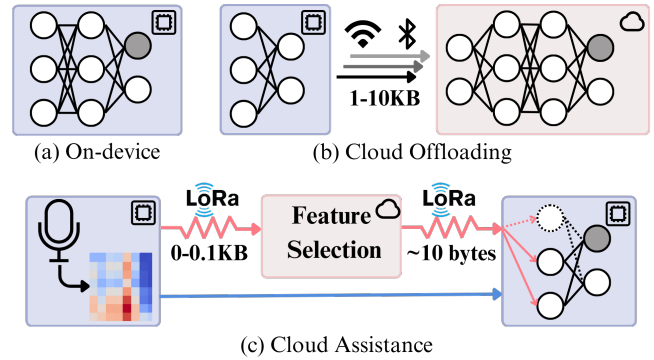


Figure 1: Comparisons of on-device inference, cloud offloading, and cloud assistance.

for Efficient Environmental Sound Recognition on LPWANs. In *The 23rd ACM Conference on Embedded Networked Sensor Systems (SenSys '25)*, May 6–9, 2025, Irvine, CA, USA. ACM, New York, NY, USA, 12 pages. <https://doi.org/10.1145/nnnnnnn.nnnnnnn>

1 Introduction

Recent advances in intelligent environmental monitoring highlight machine learning-based environmental sound recognition, leveraging ultra-low-power sensing in embedded systems which offers advantages over vision-based solutions [3, 26, 34]. These applications are usually deployed in remote and resource-constrained areas, such as forests, wildlife reserves, or urban environments, where energy-efficient operation is crucial for continuous, autonomous monitoring. They demonstrate potential in biological research, such as classifying bird vocalizations in the rainforest [45], and in city-scale sensing applications, such as monitoring noise pollution and traffic flows [10, 31, 40].

Despite their potential, edge devices' limited processing power and energy constraints make high-accuracy on-device predictions challenging [14, 20, 21, 28]. To overcome these limitations, recent efforts focus on edge-cloud collaboration [3, 15, 17, 58]. Compared to on-device learning, edge-cloud collaboration offloads inference tasks to the cloud server via wireless networks like Bluetooth LE, Wi-Fi, and LTE [3, 15, 17, 58]. This improves accuracy and reduces latency, but adds network dependency and energy overheads of costly wireless communication. Additionally, network coverage is a key factor in matching the diverse application scenarios. LTE provides wide coverage but is power-hungry for resource-constrained devices. In contrast, BLE and Wi-Fi are energy-efficient but have limited range, making them unsuitable for wide-area sensing applications. For instance, biologists deploy sensor nodes for acoustic

bird species identification across vast rainforest areas [55]. Similarly, civil engineers and researchers use sensor nodes for large-scale acoustic sensing and classification in urban noise monitoring [50]. We find Low-Power Wide-Area Networks (LPWANs) ideal for these scenarios, balancing range and communication efficiency in edge-cloud collaborations.

In this paper, we introduce a novel resource-aware cloud-assisted machine learning system, ORCA (Offload Rethinking by Cloud Assistance), tailored for environmental sound recognition on ultra-low-power batteryless devices operating over LPWANs like LoRa networks. First, we leverage LPWANs to enable low-power, wide-area, and long-range edge-cloud collaboration for wide-area sound sensing applications. Second, we propose a novel *cloud assistance* strategy for high-accuracy, resource-efficient, and LPWAN-adapted cloud offloading. In cloud assistance, instead of on-device inference as Figure 1(a) or offloading by splitting the pipeline across wireless channels and generating inference results on the cloud as Figure 1(b), ORCA keeps the entire inference pipeline on edge devices while leveraging the server for assistance. Specifically, the server selects the most important features uploaded by the edge devices. Here, we focus on identifying the most important frequency-domain features as previous studies show their effectiveness in environmental sound classification [36]. After that, the server provides the edge device with feature importance information through the downlink. This process is shown as the red arrows in Figure 1(c). The edge devices can now use the given information to selectively process and perform inference on the most important features as the blue arrow in Figure 1(c), thereby saving energy and time by scaling down the inputs and improving accuracy. As a result, the role of the server is now "assisting" edge devices for inference, avoiding edge devices being dependent on it. Specifically, ORCA tackles three key challenges of edge-cloud collaboration over LPWANs:

(1) High communication costs and low data rate: Though LPWANs like LoRa are "low-power", wireless communication remains resource-intensive, e.g., 40× for uplink and 6× for downlink to the average power of on-device inference [30]. Additionally, LPWANs operate at a low data rate, e.g., 0.3-5.5 kbps in 125 kHz LoRa channel [6]. As a result, previous data streaming approaches on BLE, Wi-Fi, or LTE [17, 58] are infeasible. To further reduce payload sizes, we propose transmitting low-resolution spectrograms for cloud processing. However, our preliminary studies indicate that while low-resolution spectrograms significantly reduce payloads compared to conventional cloud offloading methods, they also degrade cloud inference accuracy. On the other hand, compared to cloud inference, feature selection is generally more resilient to accuracy degradation with low-resolution spectrograms. Therefore, we introduce a cloud-assisted approach that transmits low-resolution spectrograms to the cloud for feature selection rather than inference. ORCA implements this by feeding the low-resolution spectrogram into a pre-trained vision transformer and extracting feature importance masks from the self-attention maps.

(2) Dynamic communication cost: Wireless channel conditions are variable due to dynamic environments. To ensure reliable transmission, LPWANs adjust configurations like transmission power. Previous assumptions of constant wireless costs are impractical for energy-sensitive batteryless devices [3, 58]. In ORCA, we dynamically optimize the "assistance resolution", the size of

the spectrogram for uplink transmission and feature selection, to balance payload size and energy cost based on real-time communication feedback. For example, when communication cost is low, we select a larger size of spectrogram to improve feature extraction on the server and eventually increase the on-device classification accuracy. On the opposite, when communication cost is high, we switch to a smaller size of spectrogram for cloud assistance which result in lower classification accuracy.

(3) Unreliable offloading: Factors such as signal attenuation, interference, and environmental obstacles can lead to unreliable data transmission, resulting in packet loss and the need for retransmissions. This further challenges the reliability of the end-to-end offloading services. The previous server-dependent solution addresses this problem by resource-inefficient retransmission [15]. In ORCA, when a packet loss occurs, we switch to local on-device inference only without cloud assistance, i.e., we keep the blue arrow only and ignore the red arrows in Figure 1(c). This benefits from the design of maintaining the inference pipeline on-device, thereby saving the costs required for retransmission.

Application Scenarios: ORCA can operate over batteryless sensor networks in the wild, where distributed batteryless sensor nodes collect audio samples and perform resource-efficient cloud-assisted learning by connecting to an existing LPWAN gateway or a standalone edge server through wireless channels. As an aforementioned example [50], batteryless sensor nodes powered by small solar panels can be strategically deployed in outdoor urban environments to monitor noise pollution. These nodes connect to established LoRa infrastructure and edge servers for resource-efficient cloud-assisted noise monitoring over hundred-meter to kilometer-scale distances. This setup enables continuous urban noise monitoring without battery replacements or maintenance, ensuring long-term, low-cost sustainability for smart city applications.

Contributions: (1) We propose a novel cloud assistance strategy for environmental sound recognition on resource-limited embedded systems and LPWANs. By leveraging vision transformer architecture for subspectral feature selection and efficient on-device spectral encoding convolutional neural networks (CNNs), ORCA achieves 2.5–12.5 p.p. accuracy improvements on five public environmental sound datasets.

(2) We provide optimized assistance resolution strategies under dynamic communication costs and packet losses to ensure resource-efficient cloud assistance in dynamic environments.

(3) We build a real-world testbed to evaluate accuracy, payload size, energy consumption, inference latency, and system overhead using collected LoRa traces. ORCA achieves up to 80× energy savings and 220× latency reduction, while maintaining accuracy comparable to the state-of-the-art methods. We release an open-source LoRa library for batteryless computing on the ultra-low-power MSP430 microcontroller¹.

2 Background and Related Works

2.1 Sound Recognition

Audio Processing: Audio signals are high-dimensional time-series data with complex patterns and temporal dependencies, making

¹Library available at: <https://github.com/lezhangleonard/ORCA>

Prior Works	Edge Optimize	Wireless	Payload Data	Compression	Payload Size	Comm-adapt	ULP	Reliable	Testbed
DeepCOD [58]	Cloud offloading	Wi-Fi,LTE	Latent feature	Autoencoder	0.1-5KB	✓	✗	✗	✓
FLEET [17]	Early exits	BLE	Latent feature	Autoencoder	2-9KB	✓	✗	✗	✓
SEDAC [3]	Cloud offloading	BLE	Melspectrogram	Clip selection	N/A	✗	✓	✗	✓
CACTUS [42]	Micro-classifier	N/A	Model weights	Class similarity	11.5-43.9MB	✗	✗	✗	✓
LimitNet [15]	Cloud offloading	LPWANs	Latent feature	Gradual score	0.3-3.2KB	✓	✗	✗	✗
ORCA	Cloud assistance	LoRa	Spectrogram	Low resolution	0-0.1KB	✓	✓	✓	✓

Table 1: Comparisons of prior works on cloud offloading.

analysis challenging. Recent work in efficient sound classification uses Short-Time Fourier Transform (STFT) with CNNs or self-attention models to extract key time-domain features [3, 32]. These methods rely only on time-domain features and often perform poorly in environmental sound recognition. Additionally, STFT introduces overhead and lacks flexibility for selective frequency analysis, as it provides uniform resolution across bands. On the another hand, recent studies show that sub-spectral features in the frequency domain are effective for acoustic scene classification, as environmental sounds often have unique frequency distributions [7, 36]. Therefore, we explore using sub-spectral features for resource-efficient sound recognition.

Wavelet Transform: The wavelet transform provides a flexible approach for sub-spectral feature extraction, enabling analysis of non-stationary audio signals by decomposing them with orthonormal basis functions in L^2 space [9, 23, 25]. Compared to STFT, the wavelet transform provides better localization in both time and frequency domains [3, 32]. The discrete wavelet transform (DWT) [49] uses a high-pass filter and a low-pass filter at various levels to break the signal into detailed and approximate coefficients. DWT focuses on low-frequency decomposition, while the wavelet packet transform (WPT) [24] provides a more detailed and flexible decomposition by analyzing both low and high frequencies, offering a comprehensive signal representation across all frequency bands. Recent research has explored integrating wavelet transforms with deep learning for sound recognition [13, 33, 39, 57]. However, since frequency-domain features are not uniformly distributed, fine-tuning resolution is essential for efficient classification.

2.2 Cloud Offloading

Offloading Solution: Cloud offloading allocates partial computations to a cloud server, reducing the workload on edge devices. We summarize recent works in Table 1. DeepCOD [58], SEDAC [3], and LimitNet [15] split the inference pipeline across wireless channels. FLEET [17] adds early exits for resource savings. CACTUS [42] exchanges models for context-aware inference. We refer to these solutions as “cloud-dependent,” as their functionalities rely on the server. However, collaboration over LPWANs is limited by resource constraints and unreliable channels, making cloud-dependent strategies impractical. First, cloud-dependent approaches ignore edge resource constraints, offloading even basic inference task to the server. In contrast, empirical measurements show LoRa radios consume up to 40× more power for uplink and 6× for downlink than on-device computation [30]. Additionally, unreliable channels make consistent offloading infeasible. Data packets may be lost or corrupted during transmission, and edge devices may lack resources for retransmission. To tackle these challenges, we propose a novel

cloud assistance solution, contrasting with cloud-dependent strategies. In ORCA, the complete inference pipeline remains on edge devices for inference reliability. The server assists edge devices in identifying key input features, reducing their computational load.

Data Compression: Data compression mitigates high communication costs under low bitrates. DeepCOD [58] and FLEET [17] use autoencoders to compress latent embeddings dynamically. SEDAC [3] and LimitNet [15] select key input features for communication efficiency. LPAI [22] uploads selected audio clips for cloud training and requires downloading updated models. These approaches focus on transmitting compressed embeddings, input features, or model weights essential for cloud inference or training, aligning with the cloud-dependent strategy. However, large payloads are unsuitable for low-bitrate networks and resource-constrained devices. We propose an alternative approach to transmit smaller data and leverage complex server-side processing for cloud assistance. In ORCA, we use low-level feature abstractions like low-resolution audio spectrograms as a compressed form of data, significantly reducing transmission size. Despite the small size, the low-resolution feature abstraction aids the inference process substantially, as we will demonstrate later in this paper. We draw an analogy to the bounding box mechanism used in regional proposal networks (RPN) [44] and YOLO [43], which utilize low-resolution images to propose potential regions of interest and perform efficient classification within these bounded regions. However, SEDAC [3] indicates that it is infeasible to deploy RPN for audio tasks on resource-constrained devices due to the high computational demands and fundamental differences between the vision and audio domains. Thus, we conclude that there is a clear need for an audio-adaptive, cloud-assisted, and communication-efficient collaborative learning framework to enable resource-efficient environmental sound recognition.

3 Preliminary Study

Study 1: WPT Depths and Spectrogram Resolution. As discussed in Section 2.1, the Wavelet Packet Transform (WPT) decomposes signals into finer sub-frequency bands at each level, with spectrogram resolution depending on WPT depth. Greater depth improves classification but increases computational cost. We conduct a preliminary study on WPT depth in environmental sound classification using ESC10 [38] and US8K [46]. On an MSP430 microcontroller [52], we implemented a simple CNN classifier using WPT spectrograms at varying resolutions, measuring accuracy and energy consumption. Figure 2 shows that higher resolution improves accuracy but greatly increases energy consumption, highlighting the need for cost-efficient approaches to balance performance and efficiency. This experiment also implies that to achieve good classification in on-cloud inference, high-resolution spectrogram will

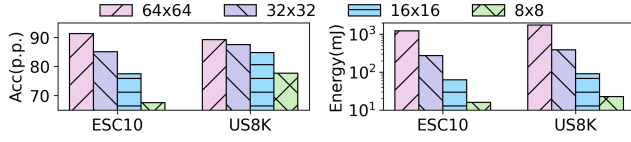


Figure 2: Accuracy (left) and energy consumption (right) at various spectrogram resolutions.

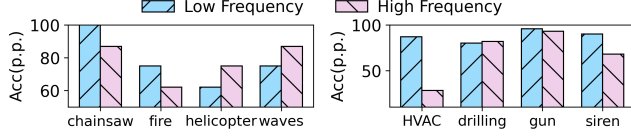


Figure 3: Accuracy of using high- and low-frequency band for ESC10 (left) and US8K (right).

need to be transmitted. This results in even larger energy and communication overhead for edge devices, hence motivating keeping the inference pipeline local.

Study 2: Effects of Frequency Bands. WPT also allows us to selectively upsample frequency-domain resolutions on certain frequency bands. We argue that the discriminative information for different sound classes is distributed differently across different frequency bands. To verify that, in the second preliminary experiment, we classify spectrograms of the same resolution but with either high-frequency bands only or low-frequency bands only. The results, shown in Figure 3, indicate that, for sounds of helicopters, waves, and drilling, high-frequency bands are more important for making the correct classification, whereas low-frequency bands are more important for some other classes.

These observations motivate the use of frequency-domain attention to guide the wavelet transform in generating multi-resolution spectrograms, achieving high accuracy while minimizing WPT and classification costs. This insight informs the design of our novel neural architecture, detailed in the following section.

4 ORCA Design

4.1 Overview

Based on the observations and discussions in Section 2 and 3, we argue that an ideal edge-cloud collaborative learning system over LPWANs should have the following design considerations. First, to tackle the unreliability of wireless channels, a cloud-assisted strategy should be adopted rather than the state-of-the-art cloud-dependent offloading. Second, to adapt to the low bit rates of LPWANs and the on-device resource constraints, we demand a more efficient information exchange strategy. Additionally, from an audio processing perspective, we look for a more effective feature selection method to reduce input size and therefore reduce on-device computation overheads while maintaining comparable accuracy performances. Informed by these demands, we introduce our novel design of a resource-aware cloud-assisted environmental sounds recognition system, primarily operating over LoRa networks. Our system features resource-aware and communication-adaptive cloud assistance, enabling efficient and flexible cloud offloading under resource constraints and unreliable communications. Furthermore, we apply a novel self-attention-based frequency band feature selection method with the wavelet transform to effectively select

important features for efficient on-device inference. We illustrate the workflow of the ORCA cloud-assisted framework in Figure 4: **Step ①:** Initially, the edge device preprocesses audio signals using low-level WPT to generate a low-resolution spectrogram. Preprocessing details are in Section 4.2, and optimized resolution selection based on wireless channel feedback, e.g., Adaptive Data Rate (ADR), is discussed in Section 4.5.

Step ②: The resulting low-resolution spectrogram is transmitted to the server via uplink LoRa channel, using ADR-recommended parameters.

Step ③: Upon receiving the low-resolution spectrogram, the server processes it using a pre-trained contrastive vision transformer [11] to extract an attention mask through attention rollout [1]. Details of the cloud model are provided in Section 4.3.

Step ④: The extracted attention mask, along with ADR feedback, is sent back to the edge device via downlink. Resource efficiency adaptations using ADR feedback are further discussed in Section 4.5.

Step ⑤: The edge device validates the received attention mask. If invalid or lost, it bypasses cloud assistance and performs standalone on-device inference. We will also discuss this in Section 4.5.

Step ⑥: If the mask is valid, the edge device refines the resolution to construct a multi-resolution spectrogram with details in Section 4.4.

Step ⑦: Finally, with the multi-resolution spectrogram, the edge device performs efficient inference using spectral encoding and spectral CNNs with details in Section 4.4.

To address resource constraints and dynamic communication costs, ORCA introduces a novel resource-aware scheduler for efficient cloud assistance on batteryless devices. Our algorithm dynamically adjusts to variable communication costs, enabling optimized communication scheduling in scenarios of high communication costs for adaptive transmission and bypassing. We will detail this algorithm in Section 4.5.

4.2 Preprocessing

To minimize communication costs, ORCA employs a low-resolution wavelet spectrogram as a compact and informative abstraction for cloud assistance. We use the WPT with depth n to extract coarse frequency-domain features from the input audio waveform, producing a spectrogram S with a frequency dimension of 2^n . To generalize features over time and reduce payload size, we apply average pooling along the time axis, transforming S into a square matrix S_a in dimension of 2^n . We refer to S_a as the cloud-assisted spectrogram and define its dimension as the cloud assistance resolution $R_a = 2^n$, with selection details in Section 4.5.

4.3 Attention Mask Generation

In this section, we discuss how the server identifies important features from the assistance spectrogram S_a . Specifically, we define important features as the most informative frequency bands, guided by preliminary studies. The edge device then leverages this information, encoded as an attention mask, to enhance on-device inference accuracy in later steps.

4.3.1 Vision Transformer for Assistance Spectrogram. ORCA server-side design leverages the self-attention mechanism to dynamically encode the importance of input features. The server processes the assistance spectrogram S_a by patching it into tokens and computing

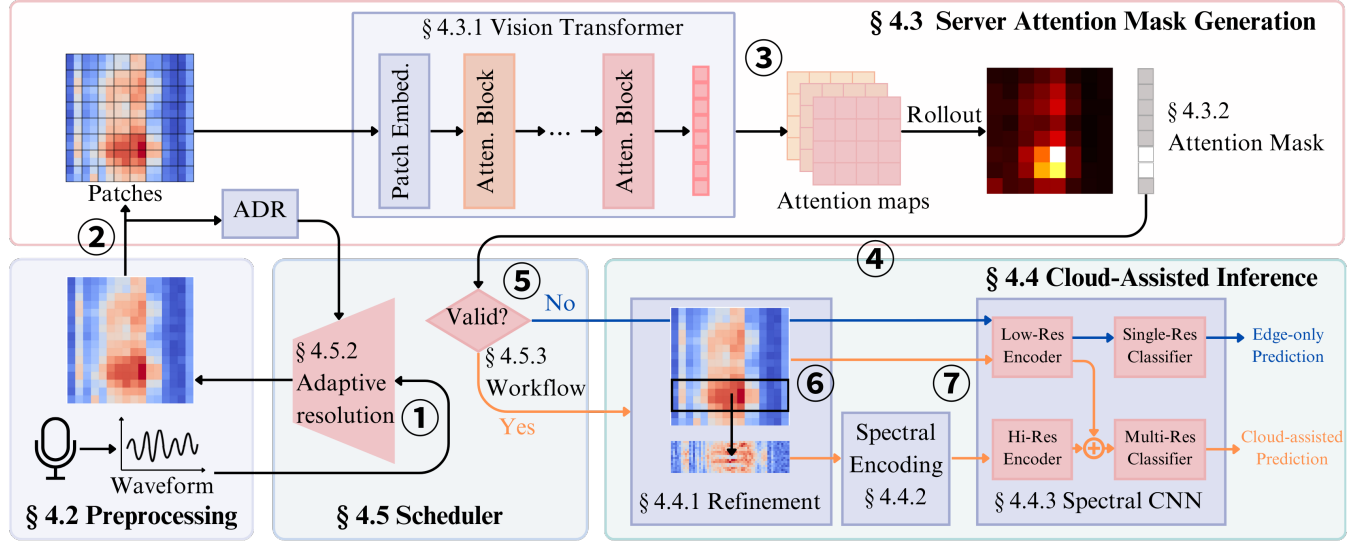


Figure 4: ORCA cloud-assisted design overview.

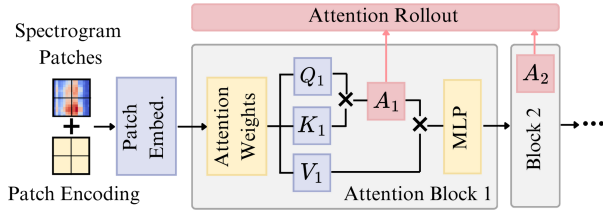


Figure 5: Attention computation for attention rollout.

a self-attention map to highlight key regions. We show the attention computation in Figure 5. First, we adopt the same architecture from the vision transformer [11] and divide the input spectrogram into p^2 patches. To preserve the spectrogram’s spectral-temporal properties, we apply positional encoding by adding trainable encoding to each patch. Next, we pass the patches through a convolutional patch embedding layer, encoding each patch into an embedding of dimension E . The resulting embedding is passed through the i -th attention block to compute the attention matrix A_i , sequentially. Formally, $A_i = \text{Softmax}(Q_i \cdot K_i^T / \sqrt{E})$, where Q_i and K_i are the query and key embeddings at each layer. The attention matrix A_i of size $p^2 \times p^2$ captures the relative importance between patch pairs, aiding in identifying the most informative frequency bands, as discussed next.

4.3.2 Attention Mask Generation. Recall that the attention matrix A_i represents the attention map of the i -th attention block, encoding the relative importance between patches in a spectrogram. Inspired by [1], we compute the rollout attention map $\tilde{A} = \Pi_{i=1}^n A_i = A_n A_{n-1} \cdots A_1$ for importance estimations. This approach aggregates attention matrices from all blocks, enhancing interpretability and preventing attention scores from vanishing. The resulting rollout attention map \tilde{A} has dimensions $p^2 \times p^2$. Then, we aim to identify the most informative frequency bands for the edge. Intuitively, a frequency band is informative if patches within that band

have high attention scores, as this indicates that the cloud model prioritizes those patches. Therefore, let \tilde{a}_{ij} represent the rollout attention between patches i and j in \tilde{A} . We compute the column-wise summation C of \tilde{A} as $C = [c_1, c_2, \dots, c_{p^2}]$ where $c_j = \sum_{i=1}^{p^2} \tilde{a}_{ij}$. The vector C is reshaped into a 2D importance matrix $C' \in \mathbb{R}^{p \times p}$, where each entry represents the importance of a patch in the input WPT spectrogram. We select frequency bands by summing contiguous k rows in C' and identifying the highest sum, where k is a predefined hyperparameter agreed upon by the server and edge device. A binary vector of length p records the selected indices, forming the spectral attention mask, which is sent to edge devices.

4.3.3 Contrastive Pre-Training. The method above relies on a vision transformer capable of identifying informative frequency bands from the WPT spectrogram. Given the lack of labeled data for frequency-domain feature importance information, we propose training the cloud model offline in an unsupervised manner. Inspired by contrastive learning, where the model learns to produce distinctive features via contrastive loss, we create attracting and contrasting pairs by masking random frequency bands and use triplet loss [47] on the flattened output of vision transformer as representations. Overall, the advantage of ORCA attention-based cloud assistance solution is twofold: first, it uses self-attention over spectrograms to guide clients in focusing on informative frequency bands, which not only improves inference accuracy on the resource-constrained edge devices but also reduces computational load by minimizing the edge model input size. Additionally, transmitting the low-resolution assistance spectrogram and attention masks is highly communication-efficient, significantly reducing communication costs and latency.

4.4 Cloud-Assisted Inference

Following the discussion on server-generated attention masks, we explore how edge devices can leverage this information for efficient

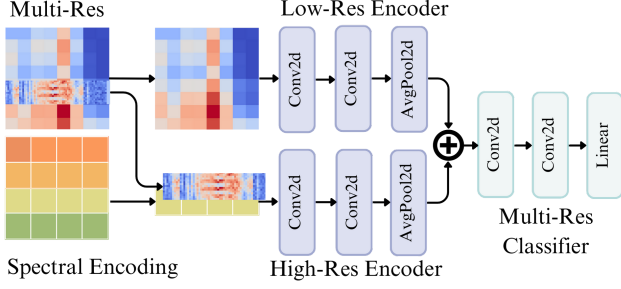


Figure 6: Spectral encoding and multi-resolution CNNs.

on-device inference. First, we introduce the *Multi-resolution Refinement* module, which extracts high-resolution frequency bands guided by attention masks. After refinement, two challenges remain: (i) embedding high-resolution spectral bands and (ii) creating a multi-resolution representation for accurate and efficient inference. For (i), we propose *Spectral Encoding*, a trainable weight that encodes high-resolution frequency band-specific knowledge. For (ii), we employ *Multi-resolution CNNs* to process the combination of high-resolution bands from multi-resolution refinement and their corresponding spectral encoding for efficient on-device classification.

4.4.1 Multi-resolution Refinement. The server-generated spectral attention mask captures key frequency bands. It guides the edge device to selectively extract high-resolution spectrograms via wavelet transform. Let R_l denote the pre-defined dimension of the low-resolution spectrogram and R_h the dimension of the high-resolution spectral bands, this refinement results in R_l -dimensional low-resolution spectrograms and R_h -dimensional high-resolution spectrograms frequency bands. To further reduce dimension, adaptive average pooling is applied along the time dimension, regularizing the size of both spectrograms.

4.4.2 Spectral Encoding. Since each frequency band captures unique frequency-domain properties, spectrograms from different bands should be interpreted accordingly. Using separate CNNs per band [36] is memory-inefficient and costly. Instead, inspired by transformer’s positional encoding, we use spectral encoding, a trainable weight that encodes frequency band-specific information. It is then concatenated channel-wise to corresponding high-resolution bands, as shown in Figure 6. This approach helps the network to learn spectral-specific knowledge independently of the input spectrogram.

4.4.3 Multi-resolution CNN. The next challenge is to create a multi-resolution representation for inference. As discussed in preliminary studies in Section 3, discriminative information varies between spectral bands of the spectrogram. With the full low-resolution spectrogram available from preprocessing, we use two 2-layer shallow CNN as encoders, one for low resolution and one for high resolution. The encoded features are fused channel-wise into a single vector and fed into the Multi-Res classifier for final classification. This architecture reduces inference costs by leveraging spectrograms at different resolutions. If cloud assistance is unavailable, an additional Single-Res classifier is employed to process the output of the Low-Res encoder only. All components are pre-trained

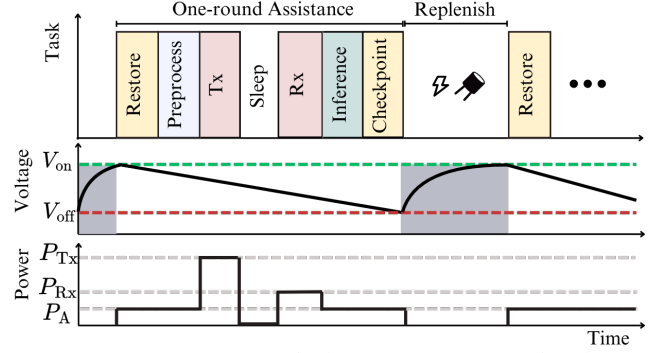


Figure 7: Execution model (up), capacitor voltage (mid), and relative power consumptions (low).

offline in a two-stage supervised process. First, we train the low-res encoder, high-res encoder, and multi-resolution classifier together with the attention masks generated by the pre-trained cloud vision transformer. In the second stage, we freeze all other components and train the single-resolution classifier independently.

4.5 Resource-Aware Scheduler

Given the high energy cost of communication and wireless uncertainty, dynamically managing data transmission size is essential for resource-efficient cloud assistance. Experimental measurements [30] indicate that the uplink phase dominates energy consumption in each communication round and varies with channel conditions. Thus, a key component of our framework is optimizing uplink data transmission. We introduce a resource-aware, communication-adaptive resolution algorithm. This algorithm dynamically schedules the assistance resolution R_a (as discussed in Section 4.2) based on energy storage and communication quality for resource-efficient cloud assistance.

4.5.1 Communication Model. As discussed in Section 4.1, ORCA uses two communication phases for one round of cloud assistance, uplink (Tx) and downlink (Rx). It adopts the intermittent computation model from [30] which concludes an uplink and a downlink in the same power cycle with a synchronized sleep period interleaved. The key advantage of this design is maintaining inference integrity and timeliness for cloud assistance, even during prolonged power failures in batteryless systems. We illustrate this design in Figure 7. Within one power cycle, edge device initiates by restoring the communication parameters, spreading factor (SF) and transmitting power (P_{Tx}) once waking up at voltage threshold V_{on} . Then it goes through sampling and preprocessing, Tx, sleeping, Rx, and on-device inference sequentially as discussed in Section 4.1. Between each power cycle, our edge device checkpoints and restores SF and P_{Tx} in and out of the non-volatile memory (yellow blocks in Figure 7). This ensures their synchronizations to the server’s recommendation for reliable communication. Here, the generic ADR algorithm [48] is employed to estimate the optimal communication parameters ensuring communication reliability. Every time the server receives an uplink packet, it calculates and compares the SNR margins to the optimal values and recommends the optimal SF and P_{Tx} back to the edge device in downlink message. Edge device

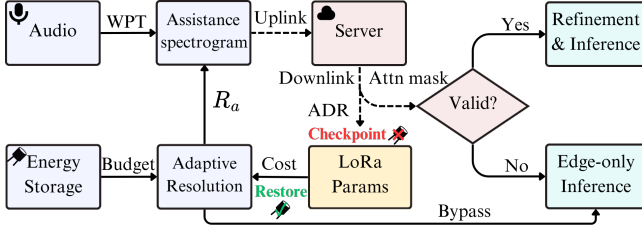


Figure 8: Cloud-assisted offloading flow chart.

can then checkpoint these parameters for next round of communication. The next challenge is to complete restoring, preprocessing, Tx, sleep, Rx, inference, and checkpointing within one power cycle.

4.5.2 Adaptive Resolution. Given the proposed communication model and parameters, we first examine the key factors influencing energy consumption. Since batteryless devices usually wake up at a pre-defined voltage threshold, the energy budget per power cycle is typically fixed and can be estimated by $E_{\text{cap}} = \frac{C}{2} (V_{\text{on}}^2 - V_{\text{off}}^2)$, where C is capacitance, and V_{on} and V_{off} represent the microcontroller switching voltage thresholds (on and off, respectively), as depicted in Figure 7. We propose ORCA resource-aware adaptive resolution algorithm for cloud assistance, designed to adapt to varying communication costs and complete each round of cloud assistance within a single power cycle. Our approach determines an optimal assistance resolution R_a which in turn defines the payload size $S = R_a^2$ for uplink. We model the adaptive resolution algorithm with the parameters followed. The uplink energy consumption E_{Tx} can be estimated as: $E_{\text{Tx}} = P_{\text{Tx}} \cdot \text{ToA} = P_{\text{Tx}}(R_a^2 + S_p)/\text{DR}$, where the uplink transmission time, known as the time-on-air (ToA), depends on the various data rate (DR) under different SF and can be estimated by $\text{ToA} = (S + S_p)/\text{DR}$ for sending a payload size of S with a fixed preamble S_p . The downlink energy cost is estimated as $E_{\text{Rx}} = P_{\text{Rx}} \cdot T_{\text{Rx}}$, the product of the downlink power and the downlink window length. Additionally, E_{Pre} , E_{sleep} , and E_{inf} are for energy usage during preprocessing, sleep period, and inference, respectively, and can be considered as constants in ORCA. Moreover, to formulate the optimization problem, we define the one-hot encoded resolution selection vector x for resolution R_a and the pre-estimated accuracy vector a for accuracy under different R_a values. To complete a round of cloud assistance within a single power cycle, the model ensures $E_{\text{Pre}} + E_{\text{Tx}} + E_{\text{sleep}} + E_{\text{Rx}} + E_{\text{inf}} \leq E_{\text{cap}}$. We define the following optimization problem, finding the optimal resolution selection vector x to maximize the accuracy under energy constraints:

$$\begin{aligned} \max_x \quad & a^T x \quad \text{s.t.} \quad E_{\text{Tx}}(x) + E_{\text{Pre}} + E_{\text{sleep}} + E_{\text{Rx}} + E_{\text{inf}} \leq E_{\text{cap}} \\ & \mathbf{1}^T x = 1, \quad x_i \in \{0, 1\} \end{aligned}$$

The optimal resolution selection is derived by $R_a = \text{argmax}(x)$, and, specifically, we define $R_a = 0$ as local bypassing without cloud assistance. In practice, since the optimization search space is small (as R_a is chosen from only a few options) and the capacitor is pre-selected to ensure enough budget for at least local inference without cloud assistance, we simply iterate through all feasible solutions within the energy budget and select the one with the highest estimated accuracy.

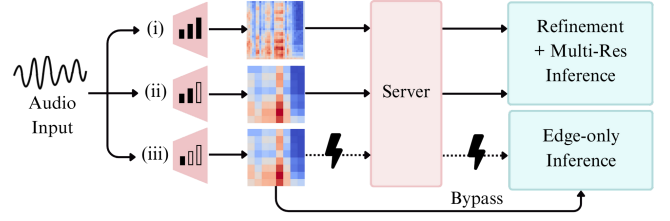


Figure 9: Resource-aware adaptive resolution for cloud assistance.

4.5.3 Workflow. The workflow is presented in Figure 8. Starting with the communication parameters in the yellow block, we use the energy storage E_{cap} and communication parameter recommendations from the previous round as the budget and cost inputs, respectively. These inputs are applied to the optimization problem, where the edge device determines the optimal R_a for maximum assistance accuracy and then uploads the low-resolution spectrogram. The server extracts and transmits the attention masks along with the ADR in the downlink back to the edge device. The edge device verifies downlink message validity using the CRC error check or by missing packets after a downlink timeout, treating invalid messages as such. If valid, the edge device proceeds with the multi-resolution inference step as described in Section 4.4. Otherwise, due to resource constraints, the device bypasses retransmission and cloud assistance, performing single-resolution on-device inference as also detailed in Section 4.4. Overall, ORCA using fixed energy budgets and dynamic data size offers two major advantages. First, unlike reconfigurable energy storage solutions, which require additional hardware and may face durability or read-write cycle limitations [5, 8, 30], our strategy does not require extra hardware. Second, our algorithm intelligently balances communication costs and accuracy gains by adaptively selecting the amount of resources for cloud assistance. As shown in Figure 9: (i) when communication cost is low, the edge device sends a high-resolution spectrogram for better inference accuracy; (ii) when communication cost is high, it sends a low-resolution spectrogram with a smaller payload to manage energy cost, resulting in lower accuracy; (iii) if communication is unstable with packet loss, the device bypasses cloud assistance and performs local inference to avoid costly retransmissions.

5 Algorithm Evaluation

In this section, we assess the effectiveness of ORCA's sub-spectral feature selection algorithm for environmental sound classification using public datasets.

5.1 Experimental Setup

Datasets and Model. We evaluate ORCA's model architecture using several public environmental sound datasets, including ESC10 [38], ESC-nature, ESC-animal, the subsets of ESC50 [38], US8k [46], and DESED [54]. The multi-resolution spectral encoding CNN model as discussed in Section 4.4 includes two convolutional layers for each of the low-resolution and high-resolution encoders, and a multi-resolution classifier consisting of two convolutional layers followed by one fully-connected layer.

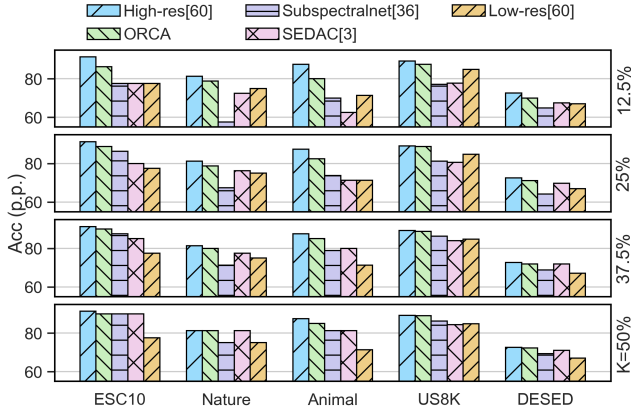


Figure 10: Classification accuracy comparisons to the state-of-the-art under various K .

Baselines. We compare ORCA’s attention-based subspectral feature selection strategy with the following state-of-the-art audio feature selection baselines:

- **Multiscale spectrogram:** MAST [60] uses fixed resolution spectrogram as audio feature extraction. This includes low-resolution spectrogram on a scale of 16×16 and high-resolution spectrogram on a scale of 64×64 .
- **Time-domain attention selection:** This implementation uses the attention-based time-domain selection method of SEDAC [3] to identify the most informative audio clips in spectrogram.
- **Frequency-domain amplitude selection:** This method selects frequency bands with the highest amplitude as in SubSpectralNet [36].

Metrics. For all baseline feature selection methods, classification is performed using a four-layer CNN followed by a fully connected layer. To evaluate ORCA’s effectiveness in extracting the most informative spectrogram features, we compare classification accuracy with state-of-the-art methods under varying K – the percentage of most informative regions selected. For MAST [60], we only report accuracy only for high and low resolutions.

5.2 Comparisons to the State-of-the-art

Figure 10 presents the comparisons for baseline methods and ORCA over five datasets with $K = 12.5\%$, 25% , 37.5% , and 50% , as we observe negligible accuracy difference from the high-resolution baseline at $K = 50\%$ and higher. ORCA achieves accuracy closest to the high-resolution baseline, outperforming other efficient baseline methods at each K value. Under extreme resource constraints at $K = 12.5\%$, ORCA shows only a 2–5 percentage point (p.p.) accuracy drop compared to the high-resolution baseline, surpassing other baselines by up to 20 p.p. As K increases, ORCA’s accuracy approaches the high-resolution baseline while remaining significantly above other designs. At $K = 50\%$, ORCA’s accuracy degradation is just 0.2–2.5 p.p., consistently outperforming other efficient baselines by 2.5–12.5 p.p., demonstrating the effectiveness of ORCA. A key difference between ORCA multi-resolution design and single-resolution methods is in handling less informative

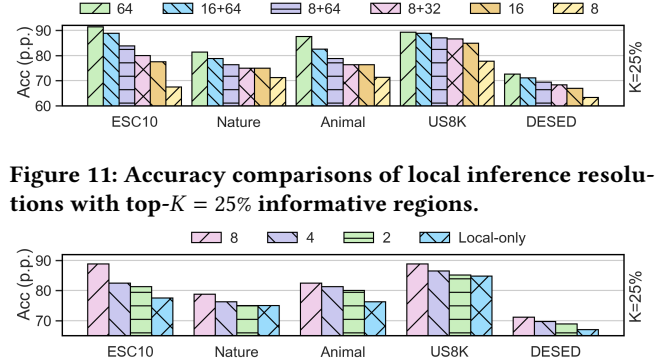


Figure 11: Accuracy comparisons of local inference resolutions with top- $K = 25\%$ informative regions.

Figure 12: Accuracy comparisons of different assistance resolution R_a .

regions. Single-resolution methods like SEDAC [3] and SubSpectralNet [36] discard these regions entirely. In contrast, our results show that simpler processing of less informative regions, alongside sophisticated processing of the most informative ones, yields superior performance with minimal overhead.

5.3 Ablation Study

In this section, to further understand how model parameters influence the classification accuracy, we investigate the key resolution parameters in ORCA with fixed K values: inference resolution (R_l and R_h) and assistance resolution (R_a) as discussed in Section 4. In ORCA, the selection of R_l and R_h is pre-defined based on the developer’s choices and hardware capabilities. On the other hand, the assistance resolution R_a represents the resolution of the low-resolution spectrogram sent to the server for attention mask generation and determines the cost of communication. This parameter is dynamically adjusted in ORCA system based on communication quality as mentioned in Section 4.5.

Effects of Inference Resolution (R_l and R_h): Figure 11 presents the accuracy of various multi-resolution configurations for on-device inference. Single-resolution setups are used for comparison purposes and indicated by the spectrogram dimensions (e.g., 8, 16, 64). Multi-resolution setups are denoted by a combination of R_l and R_h , separated by a plus symbol (e.g., 16+64 for $R_l = 16$ and $R_h = 64$). The results demonstrate that both R_l and R_h influence the classification accuracy. For example, 16+64 outperforms 8+64 due to the lower low-resolution dimension, while 8+64 outperforms 8+32 due to the lower high-resolution dimension. Overall, our experiments show a relationship between inference resolutions and accuracy. Higher resolutions demonstrate superior performances while requiring more computational resources. On the opposite, lower resolutions show degraded accuracy while being budget-friendly.

Effects of Assistance Resolution (R_a): Figure 12 presents how the assistance resolution R_a influences the classification accuracy. The number represents R_a , and "local-only" is for local on-device inference only without cloud assistance. Our results demonstrate that assistance improves accuracy up to 11 p.p., compared to on-device inference only. Overall, classification accuracy positively correlates to R_a used for cloud assistance, and thus correlates to the packet sizes and energy costs for transmissions. These results

will be used as accuracy estimators (i.e. the accuracy vector a in the optimization problem in Section 4.5) storing on edge devices for resource-aware cloud assistance in the subsequent real testbed implementation in Section 6.

6 Real-World Testbed Evaluation

6.1 Testbed Implementation

Edge device: We use the 16-bit MSP430FR5994 microcontroller [52] (Ⓐ in Figure 13) with 8KB of SRAM and 256KB of FRAM, operating at a 16MHz clock frequency, as the edge device. We connect MSP430 to the RFM95W LoRa Radio Transceiver [16] and a 2dBi spring antenna (Ⓑ in Figure 13). The solar board (Ⓒ in Figure 13) connects to the BQ25570 energy harvester [19] (Ⓓ in Figure 13) with a capacitor (Ⓔ in Figure 13), serving as the primary ambient power source for the edge devices. A VM1010 microphone [56] with wake-on-sound technology captures environmental sounds exceeding a predefined amplitude threshold (Ⓕ in Figure 13).

Server: Raspberry Pi 4 Model B [41] with 8GB of memory is used as a server to assist the MSP430 edge device (Ⓖ in Figure 13). An Adafruit Feather M0 with RFM95 microcontroller [2] (Ⓗ in Figure 13) with a 5.8dBi fiberglass antenna (Ⓘ in Figure 13) is connected to the Raspberry Pi through the serial port. Both edge and server operate on a 125MHz channel within the spreading factors between 7 to 12 and Tx power from 5 to 17 dBm.

Software: The PyWavelets library [27] is employed for preprocessing the audio clips, while PyTorch [35] is used for pretraining the server and edge models. Raspberry Pi server also uses PyTorch [35] for cloud assistance. Additionally, we have developed a custom wavelet transform library and an inference engine [59] integrated with the Low-Energy Accelerator (LEA) on the MSP430 [51], aimed at accelerating both preprocessing and inference processes. For the server side, we use the Arduino RadioHead library [29]. For MSP430, We adapt the RadioHead library [12, 29] over the SPI interface to facilitate communication with the RFM95W transceiver for both uplink and downlink. To the best of our knowledge, this is the first usable and open-source implementation of the LoRa library for the MSP430.

Controlled environment: To ensure fair comparisons and reproducibility, we collect real-world data and replicate it in a controlled environment using a two-step testbed. First, we implement an MSP430-based data collector with an RFM95W transceiver and TSL2591 luminosity sensor [4] to gather communication traces (SNR, RSSI), LoRa parameter recommendations (SF, P_{Tx}), and light conditions from target environments. In the second step, we simulate these environments in the lab using programmable Philips Hue bulbs [37] controlled by the phue Python library [18] to replicate lighting, with the server assisting edge inference by simulating communication traces and providing parameter recommendations. Environmental sound clips are played through a speaker.

6.2 Experimental Setup

Datasets: We randomly select environmental sound clips from the US8k [46] dataset to simulate real-world audio events. The audios are padded to 4-second clips and sampled at 16kHz. Additionally, we collect real solar energy traces (around 10k lux luminosity in




Figure 13: Testbed deployment, edge device (left) and server (right). We detail the setup Ⓐ–Ⓘ in Section 6.1.

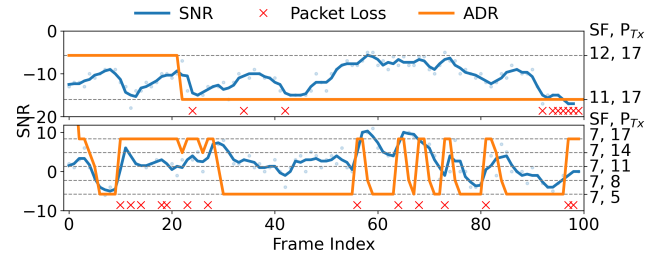


Figure 14: Traces of SNR, packet loss, and the ADR for Scenario 1 (up) and Scenario 2 (down).

outdoor daylight conditions), and LoRa communication traces, including SNR, communication costs recommended by ADR, and packet losses for two scenarios:

- **Scenario 1:** We set up the server and edge device at a distance of 500m in a complex urban environment with potential obstructions including buildings and moving vehicles. The SNR, packet losses, and ADR traces are presented in top of Figure 14. Since this scenario requires high energy costs for long-distance wireless communication, we select 100mF capacitor as energy storage.
- **Scenario 2:** We set up our system at a distance of 300m in line of sight. The SNR, packet losses, and ADR traces are presented in top of Figure 14. We select 33mF capacitor as energy storage for low cost short-distance communication. All communication traces are sampled at 1-minute intervals.

Baselines: We summarize the baseline methods as followed:

- **On-device Inference:** This implementation adopts the classic on-device inference without cloud offloading [14, 28] for different resolution spectrograms.
- **Audio Compression:** MP3 and AAC [53] are the two state-of-the-art audio compression algorithms for compressing raw audio waveforms and cloud offloading. This includes different compression bitrates.
- **Autoencoder Offload:** DeepCOD [58] and FLEET [17] compress latent features using an autoencoder before transmitting them to the server. This implementation includes different levels of compression rates.

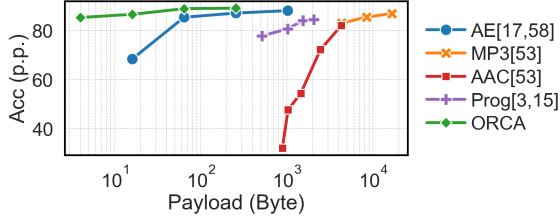


Figure 15: Comparisons of accuracy and payload sizes for baseline methods.

Table 2: On-device energy measurement and end-to-end inference latency for each stage. Uplink is a variable for optimization and mentioned in the text.

Metrics	Preprocess	Server	Downlink	Inference
Energy (mJ)	28.2	-	76.5	142.0
Latency (Sec)	4.0	0.02	2.0	20.1

- **Progressive Offload:** Both SEDAC [3] and LimitNet [15] use context-aware feature selection for offloading. They are combined into one baseline, termed progressive attention-based selection, since LimitNet’s saliency method [15] is unsuitable for spectrograms. This implementation incrementally includes top- K most informative regions.

Metrics: We measure the uplink payload size for cloud assistance, energy consumption, end-to-end inference latency, classification accuracy, and system overhead of ORCA. For energy, latency, and accuracy, we compute the average values across all events in two scenarios respectively.

6.3 Payload Size

One of the major benefits of ORCA’s cloud assistance strategy we discussed previously is that we can now share much smaller low-resolution spectrogram for feature selection on the cloud, rather than directly use them for high-accuracy cloud inference. Therefore, data compression can be more aggressive than a cloud-dependent strategy without severe accuracy degradation. In Figure 15, we compare ORCA to the baselines in terms of accuracy and uplink payload size. First, we notice that the time-series audio compression algorithms MP3 and AAC have poor accuracy even with thousand bytes of payload which is $10\times$ - $100\times$ larger than ours. The primary reason is they are generic algorithms for audio compression and are not co-optimized with downstream classification tasks. Next, we notice ORCA outperforms both autoencoder and progressive offloading methods with up to 10 p.p. accuracy advantage and $4\times$ - $8\times$ payload savings within the range of 0.1-1 KB, thanks to ORCA’s cloud assistance strategy which requires minimal communication for low-resolution spectrograms. Additionally, our method shows a clear 5-20 p.p. accuracy advantage under 100 bytes, the primary operation bitrates under LoRa low data rate mode for long-range transmission [48].

6.4 Energy Consumption

As discussed in Section 4.5, the on-device energy usage in preprocessing, downlink, and inference stages are considered constants

in our design. We present measurements of these values in Table 2. Specifically, preprocessing is done in real-time along with sampling by using an LEA hardware accelerator without time and energy overhead. Additionally, the uplink energy consumption is variable with respect to different payload sizes and LoRa parameters in the optimization problem. Therefore, we measure the total energy consumption of one round cloud assistance as in Section 4.5 with respect to the uplink payload size (S) under different LoRa parameters in Figure 16(a) and (b) for Scenario 1 and 2. The results show that with smaller spreading factor (SF) and transmitting power (P_{Tx}) values, ORCA consumes fewer resources as the energy consumption per byte is lower. Given fixed energy budgets $E_{cap1} = 685\text{mJ}$ and $E_{cap2} = 225\text{mJ}$ for Scenario 1 and 2 respectively as the red lines in Figure 16(a) and (b), smaller SF and P_{Tx} values allow larger payload size $S = R_a^2$ and therefore higher assistance resolution R_a . Then, the higher assistance resolution R_a leads to higher feature importance estimation on server side and results in higher cloud assistance accuracy as Figure 16(c).

Furthermore, we compare the energy consumption of ORCA to the state-of-the-art methods in Figure 17. Our results show that ORCA outperforms both autoencoder and progressive offloading by 25% and 90% energy savings in Scenario 1 and 40% and 60% energy savings in Scenario 2 even with up to 15 p.p. accuracy advantage. The primary reason for these savings is the huge payload savings in ORCA design as we explained in Section 6.3. Additionally, ORCA avoids retransmission which costs additional energy consumptions under resource constraints. ORCA shows a clear advantages of $40\times$ to $80\times$ and $8\times$ to $25\times$ energy savings in two scenarios compared to MP3 and AAC audio compression algorithms. ORCA saves 64% and 90% energy compared to the vanilla on-device inference with merely 1 p.p. accuracy degradation by leveraging the resource-efficient cloud-assisted feature selection.

6.5 End-to-End Latency

First, we present measurements of ORCA’s constant latency components, including on-device preprocessing, server processing, downlink, and on-device inference in Table 2. We then incorporate variable uplink latency under two scenarios to evaluate overall end-to-end latency, comparing ORCA with state-of-the-art methods in Figure 17. We notice that given the huge energy usage of LoRa communication, our energy harvesting system takes 50-60 seconds and 10-30 seconds to replenish the energy storage for two scenarios respectively. Compared to autoencoder and progressive baselines, ORCA outperforms both baselines by 40% and 95% latency improvements in Scenario 1 and 75% and 85% latency improvements in Scenario 2 under accuracy advantages respectively. The primary reason for these improvements is that ORCA avoids the latency of recharging across power cycles by using the resource-aware energy cloud assistance strategy we discussed in Section 4.5 to fit all data needed in one round of cloud assistance within one power cycle. Additionally, ORCA avoids retransmission which increases end-to-end with long power cycles. ORCA also achieves $125\times$ to $220\times$ and $35\times$ to $80\times$ latency improvements in the two scenarios, respectively, compared to MP3 and AAC audio compression algorithms. ORCA saves 64% and 90% energy compared to the vanilla on-device inference with merely 1 p.p. accuracy degradation. In

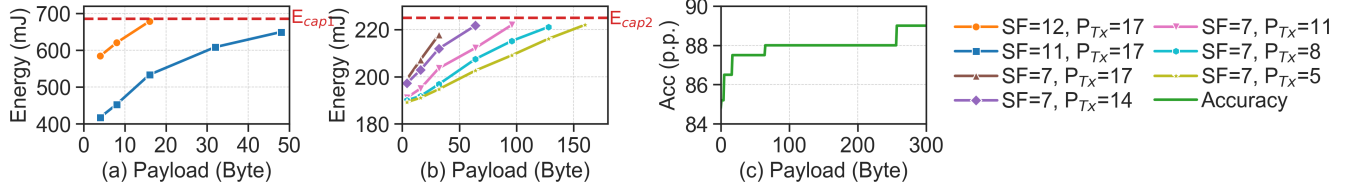


Figure 16: The total energy usage for one round of cloud assistance with various uplink payload payloads and LoRa parameters, (a) for Scenario 1 and (b) for Scenario 2. (c) is for accuracy measurement given payloads.

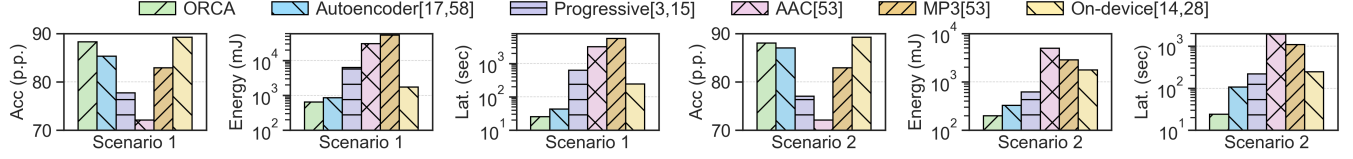


Figure 17: The average accuracy, energy, and end-to-end latency for baselines in Scenario 1 (left) and 2 (right).

both scenarios, ORCA saves 90% execution time compared to the vanilla on-device inference by the resource-efficient cloud-assisted feature selection.

6.6 System Overhead

As discussed in Section 4.4, we address the overhead of encoding individual frequency bands with a parameter-efficient spectral encoding CNN, using a spectral encoding matrix concatenated with high-resolution inputs. We compared its memory usage to Sub-SpectralNet [36] and a single-resolution on-device model. ORCA's spectral encoding CNN requires 106KB of non-volatile memory, only an 8% increase over the single-resolution model's 98KB, fitting well within the 256KB FRAM of the MSP430. In contrast, SubSpectralNet [36] needs 746KB (7× ORCA's usage), making it unsuitable for memory-limited microcontrollers.

7 Discussion and Future Works

Batteryless Computing. ORCA aligns with the batteryless computing paradigm by checkpointing and restoring LoRa communication parameters between power cycles to enable energy-efficient communication. In our design, we treat each round of cloud assistance as an atomic operation for simplicity and timeliness. Beyond that, exploring communication scheduling across multiple power cycles could benefit complex applications. Additionally, we observe that ADR-based parameters may be unreliable under extended duty and power cycles, highlighting the need for a robust algorithm to manage LoRa communication parameters on batteryless devices.

Intelligent Acoustic Application. While ORCA addresses environmental sound classification at the edge, real-world audio-based applications are often more diverse and complex. Exploring areas such as sound event detection, source separation, localization, speech recognition, and integration with human-centric multi-modal sensing could further expand its capabilities.

Wireless Communication. Although LoRa and other LPWAN technologies represent state-of-the-art solutions for long-range communication, recent advancements in backscatter offer more energy-efficient designs. Exploring ways to adapt existing LPWAN

infrastructure and integrate backscatter radios into batteryless computing devices presents a promising research direction.

8 Conclusion

Environmental monitoring through acoustic signals is increasingly vital across various real-world applications, creating a demand for energy-efficient, environment-adaptive solutions with high model accuracy. In this paper, we introduce ORCA, the first resource-efficient, cloud-assisted environmental sound recognition system on LPWANs, optimized for wide-area audio sensing on batteryless devices. ORCA leverages edge-cloud collaboration by integrating self-attention and vision transformer architectures to extract sub-spectral features in the cloud while exchanging minimal data. This enhances on-device inference accuracy and significantly reduces communication costs necessary for cloud offloading. As a result, ORCA achieves up to 80× energy savings and 220× latency reduction compared to state-of-the-art methods, without sacrificing accuracy.

Acknowledgments

This work was supported in part by the National Science Foundation under Grants #2112665 (TILOS AI Research Institute), #2003279, #1911095, #1826967, #2100237, #2112167, and in part by PRISM and CoCoSys, centers in JUMP 2.0, an SRC program sponsored by DARPA. We thank the reviewers and the shepherd for their insightful comments and suggestions.

References

- [1] ABNAR, S., ET AL. Quantifying attention flow in transformers. *arXiv preprint arXiv:2005.00928* (2020).
- [2] ADAFRUIT. Adafruit Feather M0 with RFM95 LoRa Radio - 900MHz - RadioFruit, 2019. Accessed: 2024-11-06.
- [3] AHN, J., ET AL. Split learning-based sound event detection in energy-constrained sensor devices. In *2024 23rd ACM/IEEE International Conference on Information Processing in Sensor Networks (IPSN)* (2024), IEEE, pp. 176–187.
- [4] AMS OSRAM. Tsl2591 datasheet - apr. 2013 - ams163.5, 2013. Accessed: 2024-11-06.
- [5] BAKAR, A., ET AL. Protean: An energy-efficient and heterogeneous platform for adaptive and hardware-accelerated battery-free computing. In *Proceedings of the 20th ACM Conference on Embedded Networked Sensor Systems* (2022), pp. 207–221.
- [6] BOR, M. C., ET AL. Lora for the internet of things. In *Ewsn* (2016), vol. 16, pp. 361–366.

- [7] CHANG, S., ET AL. Subspectral normalization for neural audio data processing. In *ICASSP 2021-2021 IEEE International Conference on Acoustics, Speech and Signal Processing (ICASSP)* (2021), IEEE, pp. 850–854.
- [8] COLIN, A., ET AL. A reconfigurable energy storage architecture for energy-harvesting devices. In *Proceedings of the Twenty-Third International Conference on Architectural Support for Programming Languages and Operating Systems* (2018), pp. 767–781.
- [9] DAUBECHIES, I. The wavelet transform, time-frequency localization and signal analysis. *IEEE transactions on information theory* 36, 5 (1990), 961–1005.
- [10] DE GODOY, D., ET AL. Paws: A wearable acoustic system for pedestrian safety. In *2018 IEEE/ACM Third International Conference on Internet-of-Things Design and Implementation (IoTDI)* (2018), IEEE, pp. 237–248.
- [11] DOSOVITSKIY, A., ET AL. An image is worth 16x16 words: Transformers for image recognition at scale. *arXiv preprint arXiv:2010.11929* (2020).
- [12] ECCOB. MSP430_LoRaWAN. https://github.com/EccoB/MSP430_LoRaWAN, 2019.
- [13] FRUSQUE, G., ET AL. Learnable wavelet packet transform for data-adapted spectrograms. In *ICASSP 2022-2022 IEEE International Conference on Acoustics, Speech and Signal Processing (ICASSP)* (2022), IEEE, pp. 3119–3123.
- [14] GOBIESKI, G., ET AL. Intelligence beyond the edge: Inference on intermittent embedded systems. In *Proceedings of the Twenty-Fourth International Conference on Architectural Support for Programming Languages and Operating Systems* (2019), pp. 199–213.
- [15] HOJJAT, A., ET AL. Limitnet: Progressive, content-aware image offloading for extremely weak devices & networks. In *Proceedings of the 22nd Annual International Conference on Mobile Systems, Applications and Services* (2024), pp. 519–533.
- [16] HOPERF. RFM95/96/97/98(W) - Low Power Long Range Transceiver Module, 2016.
- [17] HUANG, J., ET AL. Re-thinking computation offload for efficient inference on iot devices with duty-cycled radios. In *Proceedings of the 29th Annual International Conference on Mobile Computing and Networking* (2023), pp. 1–15.
- [18] IMAGINAIRE, S. phue: A Python library for Philips Hue. <https://github.com/studioimaignaire/phue>, 2020. Accessed: 2024-11-06.
- [19] INSTRUMENTS, T. bq25570 nano power boost charger and buck converter for energy harvester powered applications, 2019. Accessed: 2024-09-09.
- [20] ISLAM, B., ET AL. Zygarde: Time-sensitive on-device deep inference and adaptation on intermittently-powered systems. *Proceedings of the ACM on Interactive, Mobile, Wearable and Ubiquitous Technologies* 4, 3 (2020), 1–29.
- [21] JEON, S., ET AL. Harvnet: Resource-optimized operation of multi-exit deep neural networks on energy harvesting devices. In *Proceedings of the 21st Annual International Conference on Mobile Systems, Applications and Services* (2023), pp. 42–55.
- [22] JING, X., TIAN, X., AND DU, C. Lpai—a complete aiot framework based on lpwan applicable to acoustic scene classification scenarios. *Sensors* 22, 23 (2022), 9404.
- [23] KRONLAND-MARTINET, R., ET AL. Analysis of sound patterns through wavelet transforms. *International journal of pattern recognition and artificial intelligence* 1, 02 (1987), 273–302.
- [24] LAINE, A., ET AL. Texture classification by wavelet packet signatures. *IEEE Transactions on pattern analysis and machine intelligence* 15, 11 (1993), 1186–1191.
- [25] LAMBROU, T., ET AL. Classification of audio signals using statistical features on time and wavelet transform domains. In *Proceedings of the 1998 IEEE International Conference on Acoustics, Speech and Signal Processing, ICASSP'98 (Cat. No. 98CH36181)* (1998), vol. 6, IEEE, pp. 3621–3624.
- [26] LANE, N. D., ET AL. Deeppear: robust smartphone audio sensing in unconstrained acoustic environments using deep learning. In *Proceedings of the 2015 ACM international joint conference on pervasive and ubiquitous computing* (2015), pp. 283–294.
- [27] LEE, G. R., ET AL. Pywavelets: A python package for wavelet analysis. *Journal of Open Source Software* 4, 36 (2019), 1237.
- [28] LEE, S., ET AL. Intermittent learning: On-device machine learning on intermittently powered system. *Proceedings of the ACM on Interactive, Mobile, Wearable and Ubiquitous Technologies* 3, 4 (2019), 1–30.
- [29] MCCAULEY, M. Radiohead packet radio library for embedded microprocessors, 2013. Accessed: 2024-09-01.
- [30] MILEIKO, S., ET AL. Run-time energy management for intermittent lorawan communications. In *Proceedings of the 11th International Workshop on Energy Harvesting & Energy-Neutral Sensing Systems* (2023), pp. 23–29.
- [31] MOHAN, P., ET AL. Nericell: rich monitoring of road and traffic conditions using mobile smartphones. In *Proceedings of the 6th ACM conference on Embedded network sensor systems* (2008), pp. 323–336.
- [32] MONJUR, M., ET AL. Soundsieve: Seconds-long audio event recognition on intermittently-powered systems. In *Proceedings of the 21st Annual International Conference on Mobile Systems, Applications and Services* (2023), pp. 28–41.
- [33] NAKAMURA, T., ET AL. Time-domain audio source separation based on wave-u-net combined with discrete wavelet transform. In *ICASSP 2020-2020 IEEE International Conference on Acoustics, Speech and Signal Processing (ICASSP)* (2020), IEEE, pp. 386–390.
- [34] NIRJON, S., ET AL. Auditeur: A mobile-cloud service platform for acoustic event detection on smartphones. In *Proceeding of the 11th annual international conference on Mobile systems, applications, and services* (2013), pp. 403–416.
- [35] PASZKE, A., ET AL. Pytorch: An imperative style, high-performance deep learning library. *Advances in neural information processing systems* 32 (2019).
- [36] PHAYE, S. S. R., ET AL. Subspectralnet-using sub-spectrogram based convolutional neural networks for acoustic scene classification. *arXiv preprint arXiv:1810.12642* (2018).
- [37] PHILIPS. Smart LED light bulbs, 2024. Accessed: 2024-11-06.
- [38] PICZAK, K. J. Esc: Dataset for environmental sound classification. In *Proceedings of the 23rd ACM international conference on Multimedia* (2015), pp. 1015–1018.
- [39] QIAN, K. A. O. Wavelets revisited for the classification of acoustic scenes. In *DCASE* (2017), pp. 108–112.
- [40] RANA, R. K., ET AL. Ear-phone: an end-to-end participatory urban noise mapping system. In *Proceedings of the 9th ACM/IEEE international conference on information processing in sensor networks* (2010), pp. 105–116.
- [41] RASPBERRY PI FOUNDATION. Raspberry pi 4 model b, 2019.
- [42] RASTIKERDAR, M. M., ET AL. Cactus: Dynamically switchable context-aware micro-classifiers for efficient iot inference. In *Proceedings of the 22nd Annual International Conference on Mobile Systems, Applications and Services* (2024), pp. 505–518.
- [43] REDMON, J., ET AL. You only look once: Unified, real-time object detection. In *Proceedings of the IEEE conference on computer vision and pattern recognition* (2016), pp. 779–788.
- [44] REN, S., ET AL. Faster r-cnn: Towards real-time object detection with region proposal networks. *Advances in neural information processing systems* 28 (2015).
- [45] SALAMON, J., ET AL. Towards the automatic classification of avian flight calls for bioacoustic monitoring. *PloS one* 11, 11 (2016), e0166866.
- [46] SALAMON, J., ET AL. Deep convolutional neural networks and data augmentation for environmental sound classification. *IEEE Signal processing letters* 24, 3 (2017), 279–283.
- [47] SCHROFF, F., ET AL. Facenet: A unified embedding for face recognition and clustering. In *Proceedings of the IEEE conference on computer vision and pattern recognition* (2015), pp. 815–823.
- [48] SEMTECH. Lorawan – simple rate adaptation recommended algorithm. Technical Report Revision 1.0, Semtech, 2016.
- [49] SHENSA, M. J., ET AL. The discrete wavelet transform: wedding the a trous and mallat algorithms. *IEEE Transactions on signal processing* 40, 10 (1992), 2464–2482.
- [50] TAN, E.-L., KARNAPI, F. A., NG, L. J., OOI, K., AND GAN, W.-S. Extracting urban sound information for residential areas in smart cities using an end-to-end iot system. *IEEE Internet of Things Journal* 8, 18 (2021), 14308–14321.
- [51] TEXAS INSTRUMENTS. Low-energy accelerator (lea) frequently asked questions (faq), 2016.
- [52] TEXAS INSTRUMENTS. MSP430FR599x, MSP430FR596x Mixed-Signal Microcontrollers, 2021. Technical Report.
- [53] TOMAR, S. Converting video formats with ffmpeg. *Linux journal* 2006, 146 (2006), 10.
- [54] TURPAULT, N., ET AL. Sound event detection in domestic environments with weakly labeled data and soundscape synthesis. In *Workshop on Detection and Classification of Acoustic Scenes and Events* (2019).
- [55] VERMA, R., AND KUMAR, S. Aviear: An iot-based low power solution for acoustic monitoring of avian species. *IEEE Sensors Journal* (2024).
- [56] VESPER TECHNOLOGIES INC. VM1010 Low-Noise Bottom Port Piezoelectric MEMS Microphone With Wake on Sound Feature, 2017. Accessed: 2024-11-06.
- [57] WU, Y., ET AL. Time-frequency feature decomposition based on sound duration for acoustic scene classification. In *ICASSP 2020-2020 IEEE International Conference on Acoustics, Speech and Signal Processing (ICASSP)* (2020), IEEE, pp. 716–720.
- [58] YAO, S., ET AL. Deep compressive offloading: Speeding up neural network inference by trading edge computation for network latency. In *Proceedings of the 18th conference on embedded networked sensor systems* (2020), pp. 476–488.
- [59] ZHANG, L., ET AL. Demo abstract: Capuchin: A neural network model generator for 16-bit microcontrollers. In *2022 ACM/IEEE International Conference on Information Processing in Sensor Networks (IPSN)* (2022).
- [60] ZHU, W., ET AL. Multiscale audio spectrogram transformer for efficient audio classification. In *ICASSP 2023-2023 IEEE International Conference on Acoustics, Speech and Signal Processing (ICASSP)* (2023), IEEE, pp. 1–5.