

A Meta-Evaluation of Style and Attribute Transfer Metrics

Amalie Brogaard Pauli¹ Isabelle Augenstein² Ira Assent¹

¹Department of Computer Science, Aarhus University, Denmark

²Department of Computer Science, University of Copenhagen, Denmark
{ampa, ira}@cs.au.dk, augenstein@di.ku.dk

Abstract

LLMs make it easy to rewrite text in any style, be it more polite, persuasive, or more positive. We present a large-scale study of evaluation metrics for style and attribute transfer with a focus on *content preservation; meaning content not attributed to the style shift is preserved*. The de facto evaluation approach uses lexical or semantic similarity metrics often between source sentences and rewrites. While these metrics are not designed to distinguish between style or content differences, empirical meta-evaluation shows a reasonable correlation to human judgment. In fact, recent works find that LLMs prompted as evaluators are only comparable to semantic similarity metrics, even though intuitively, the LLM approach should better fit the task. To investigate this discrepancy, we benchmark 8 metrics for evaluating content preservation on existing datasets and additionally construct a new test set that better aligns with the meta-evaluation aim. Indeed, we then find that the empirical conclusion aligns with the intuition: content preservation metrics for style/attribute transfer must be conditional on the style shift. To support this, we propose a new efficient zero-shot evaluation method using the likelihood of the next token. We hope our meta-evaluation can foster more research on evaluating content preservation metrics, and also to ensure fair evaluation of methods for conducting style transfer.

1 Introduction

Large language models (LLMs) make it easy to rewrite text in a variety of styles or to change any text attribute, even without training data. Examples are to make a text more formal, polite, simplified, or to change its sentiment. However, the evaluation of style and attribute transfer is still challenging as it lacks validation and standardization (Ostheimer et al., 2023; Briakou et al., 2021b).

In this paper, we present a large-scale study of the evaluation of content preservation for style

TASK: Rewrite the style to be **Polite**

Source sentence

I don't appreciate your lack of effort.

Output 1

I would like to express my concern regarding the effort being put forth.

S: C:

4.3 ✓ 5.0 ✓

Output 2

I would appreciate less effort in this area.

4.0 ✓ 1.3 ✗

Automatic Evaluation Metrics for content preservation



		Bert- Score	BLEURT	Cos. emb.	Llama3 prompt	Our*
Output 1: 	0.12	0.67	-0.07	0.44	4	-1.7
Output 2: 	0.45	0.69	0.33	0.57	2	-3.0

Figure 1: Sample from our new test set with human annotations and metrics for content preservation. S: style strength, C: content preservation. Bold indicates which of the output different metrics scored as the output where the content is best preserved.

transfer for various styles and more fundamentally, we question the meta-evaluation itself:

Traditionally, style and attribute transfer have been evaluated in three separate dimensions: 1) style strength (did the style successfully shift?), 2) content preservation (is the content otherwise the same?) and 3) fluency (is the rewrite fluent and grammatically correct?) (Jin et al., 2022). Style transfer papers heavily rely on automatic metrics for evaluation (Ostheimer et al., 2023):

Style Strength/Shift: the de facto evaluation approach, also in recent work, uses a classifier, e.g. RoBERTa-based, trained on a specific style (Lai et al., 2024; Hallinan et al., 2023; Han et al., 2024; Mukherjee et al., 2024; Liu et al., 2024; Luo et al., 2023; Zeng et al., 2024). Its disadvantage is 1) that training data for the specific style is needed, limiting its scope and scale, and 2) it does not measure

that a style can shift to differing degrees.

Content Preservation: many of these metrics originate from other natural language generation tasks; the most commonly used is lexical similarity using BLEU (Ostheimer et al., 2023; Jin et al., 2022), but many different metrics are used such as METEOR, BertScore, cosine distance between embeddings, and BLEURT (Ostheimer et al., 2023).

However, using lexical or semantic similarity between 1) source and rewrite does not logically fit the task of content preservation in the case of style transfer: It does not condition on the style changes. Hence, these methods cannot distinguish between a change due to style or due to content error, and will, therefore, evaluate content preservation lower the greater the style shift.

Using similarity metrics between 2) source and reference would require ground-truth references. Even if available, this approach suffers from the issue that style/attribute rewriting is a task where many different solutions may exist, which are not necessarily similar to a given reference.

Prior work has already criticized and pointed out the flaws in using these metrics for content preservation (Lai et al., 2024; Scialom et al., 2021b; Mir et al., 2019; Logacheva et al., 2022a). Nevertheless, they are still widely used (Lai et al., 2024; Hallinan et al., 2023; Han et al., 2024; Mukherjee et al., 2024; Liu et al., 2024; Zhang et al., 2024; Luo et al., 2023; Zeng et al., 2024), and in fact the semantic similarity metrics often show reasonable correlation with human judgment.

Recent work proposes prompting LLMs for evaluating different style transfer tasks (Zeng et al., 2024; Lai et al., 2023; Ostheimer et al., 2024). However, correlation to human evaluations only shows results that are comparable, and not superior, to those obtained using semantic similarity metrics (Lai et al., 2023; Ostheimer et al., 2024), despite the fact that they intuitively fit the task better because they take the style shift into account.

We posit that the status quo of evaluating these metrics does not tell the full story. There is a discrepancy between what logically would be reasonable metrics for content preservation and what the empirical results currently show. The current meta-evaluation approach is to test the metric’s correlation to human judgement on datasets containing style transfer samples - This implies that the meta-evaluation is limited to the distributions of these samples. Hence the correlation might be spurious and might not show the limits of the metrics. We

propose a new test set better aligned with the aim of content preservation. A new understanding of the meta-evaluation is needed, and with this, a new evaluation across styles of the best metrics.

Our contributions:

- We benchmark 8 evaluation methods on a variety of tasks (9) and data (7);
- We construct and annotate a new test set (500 samples) with errors in content and high style change; a new resource for evaluating content preservation metrics
- We show how meta-evaluation can lead to different conclusions when not considering the underlying distribution of test data;
- We find that the metrics for content preservation for style/attribute transfer must be conditional on the style shift; otherwise, many similarity metrics show no correlation to human judgement on our test set;
- We propose an efficient, zero-shot method that conditions the style shift for content preservation and also for style strength, which uses the likelihood of the next token.

2 Related Work: Critique of Metrics and Meta-Evaluation

Several works have, in different years, argued for the need to validate and standardize the evaluation for style transfer methods (Ostheimer et al., 2023; Briakou et al., 2021b; Mir et al., 2019). The most common for style transfer papers is to use similarity metrics, and some works have, in addition, included small-scale human annotations. However, often these annotations are not publicly released or standardized, which otherwise could help in meta-evaluation (Briakou et al., 2021b).

Automatic evaluation for content preservation

Automatic evaluation metrics are much less costly than human evaluations and, therefore, more practical. The most used automatic metrics for content preservation are lexical similarity like BLEU (Papineni et al., 2002) or semantic similarity like BertScore (Zhang et al., 2019). The lexical metrics are intended for use on references, but such are costly to obtain. The metrics are often also used by measuring similarity to source sentences (Hu et al., 2022; Lai et al., 2022).

At the same time, such use on different style transfer cases is widely criticised: Mir et al. (2019) state the logical fault in using, e.g. source BLEU, because the metric cannot distinguish a change due

to style from one due to content, and will therefore penalise style changes in content preservation.

Implications of critique The criticism of metrics for content preservation is also discussed in [Cao et al. \(2020\)](#), which states that style transfer evaluation can be gamed by a naïve classifier consisting of style words concatenated with the source sentence. [Lai et al. \(2024\)](#) also discusses that these metrics favour copying output over paraphrasing, hence penalizing some types of transfer models. [Logacheva et al. \(2022a\)](#) conclude, on detoxifying transfer, that metrics correlate differently with human annotations depending on the transfer model.

Methods taking style shift into account There is work on metrics for content preservation which considers the style change: for example, [Mir et al. \(2019\)](#) propose using a lexicon of style words to mask the sentence in a sentiment task. As a follow-up, [Yu et al. \(2021\)](#) extracts a style lexicon automatically. More recent work prompts LLMs as an evaluator on different specific tasks, e.g. ([Zeng et al., 2024](#); [Lai et al., 2023](#); [Ostheimer et al., 2024](#)). But correlation to human evaluations only shows comparable, and not superior, results to similarity metrics ([Lai et al., 2023](#); [Ostheimer et al., 2024](#)) - despite prompting LLMs intuitively fitting the task better by taking the style shift into account.

In this paper, we investigate why the metrics seemingly logically unsuitable for the task obtain relatively good results compared to using LLMs as evaluators, which intuitively would be a better fit.

Meta-Evaluation Meta-evaluations of different metrics study the correlation to human judgement. Examples of meta-evaluation studies on different style transfer include sentiment ([Yu et al., 2021](#); [Mir et al., 2019](#); [Ostheimer et al., 2024](#)), formality ([Briakou et al., 2021a](#); [Lai et al., 2022](#)), simplification ([Scialom et al., 2021b](#); [Alva-Manchego et al., 2021](#); [Cao et al., 2020](#)), and detoxifying ([Logacheva et al., 2022a](#)). We conduct a large-scale study across various style/attribute transfer tasks.

Prior meta-evaluation studies also point out issues with respect to the evaluation of the metrics: [Scialom et al. \(2021b\)](#) discusses that there is an intercorrelation between dimensions of fluency and content preservation in a simplifying task and recommends the use of human written output for meta-evaluation. [Devaraj et al. \(2022\)](#) examine faithfulness mistakes in training data and system output for simplicity and show that metrics have more dif-

ficulty locating some error types. We follow up on these works and examine how to improve meta-evaluation for style transfer in general by proposing a new test set to better fit the aim of the meta-evaluation.

3 Automatic Evaluation Methods

3.1 Task

We use the working definition from [Jin et al. \(2022\)](#) of *style transfer as a generation task aiming to control specific attributes of the text*. Note this definition of style transfer is data-driven and different from a linguistic definition. We use the term style and attribute transfer as the same as done in [Jin et al. \(2022\)](#) and likewise note that the 'attribute' is a broader category that covers changes that affect semantics, where a linguistic understanding of 'style' would not, e.g. change of sentiment. Hence, the aim is to change the attribute/style while preserving the *contextual or semantic* content.

In this paper, we focus on evaluating *content preservation and style strength: how well the content not attributed to the requested change is preserved and how well the style change succeeds*. Regarding style strength, we focus on benchmarking methods which can evaluate arbitrary style without training data - And output scores of multiple levels as opposed to the traditional binary approach, as recommended in [Briakou et al. \(2021a\)](#).

3.2 Metrics

Many different metrics are used on evaluating style transfer ([Ostheimer et al., 2023](#)). We examine (listed below) some of the more widely used ones that are still used in recent work such as in [Lai et al. \(2024\)](#); [Hallinan et al. \(2023\)](#); [Han et al. \(2024\)](#); [Mukherjee et al. \(2024\)](#); [Liu et al. \(2024\)](#); [Zhang et al. \(2024\)](#); [Luo et al. \(2023\)](#); [Zeng et al. \(2024\)](#).

Content preservation Some of the metrics we study are originally developed for other Natural Language Generation tasks and, like BLUE, are intended to measure rewritten sentences (output) against one (or several) gold standard sentences (references). Nevertheless, in the absence of such references, many use these metrics to compare source and output sentences. See also our discussion in Section 2 for prior criticism on this.

We categorize the metrics for content preservation into lexical similarity, semantic similarity, factual-based and style conditional metrics. We consider both similarities between output and

source (source-based) and output and reference (reference-based) when applicable. We benchmark the following metrics (implementation details and prompt in App. D):

- **Lexical similarity:** **BLEU** (Papineni et al., 2002) and **Meteor** (Banerjee and Lavie, 2005) – both are n-gram match metrics originally developed for evaluating machine translation.
- **Semantic similarity:** token-based semantic similarity metric **BERTScore** (Zhang et al., 2019), **Cosine** similarity between sentence embeddings using (Feng et al., 2022); the learned, also BERT-based, metric **BLEURT** (Sellam et al., 2020).
- **Fact-based:** **QuestEval**: uses question generation and question answering to evaluate answers on source and output; originally developed for factual consistency and relevance in summaries (Scialom et al., 2021a), later extended to evaluating faithfulness in simplification tasks (Scialom et al., 2021b).
- **Style conditional metrics:** **Llama3 Instruct** (Dubey et al., 2024) as an evaluator by prompting the model to return a score on a 5-point scale given source sentence, style and output sentence; **our method** using likelihood estimates, described in the next section.

3.3 Our Method

We argue, as others, (Mir et al., 2019), that the metrics for content preservation need to be conditional on the style shift; (Mir et al., 2019) apply it to sentiment transfer. In order to achieve this, we propose a new method for content preservation, which works for any style and is parameter-efficient, applying smaller LLM of 3B or 8B parameters, and works zero-shot. At the same time, we also propose a method for evaluating style change.

We propose to use the likelihood of the tokens in the output sentence conditional on the source sentence and on a *different task* (details below). The difference in the likelihood of the completion of different tasks can inform us of both style change and content preservation. Our inspiration is from the work of Jia et al. (2023), who use likelihood estimate to evaluate faithfulness in summaries; here, we use the likelihood conditional on a style shift.

Let X be the source sentence consisting of tokens x_1, x_2, \dots, x_m , and let $\tilde{X} = \tilde{x}_1, \tilde{x}_2, \dots, \tilde{x}_n$ be the rewritten sentence that we want to evaluate with respect to some arbitrary style change S .

With an LLM, we can estimate the probability of the output sentence when the model has seen the source sentence and some task instruction T , denoted as $P^{LM}(\tilde{X}|X, T)$. We can utilize this in the following way:

Content Preservation Our requirement is to measure content preservation with respect to the style change, such that the content not related to the style should be preserved. Please note that content preservation could also be high without a style change. Hence, the measure of content preservation should be high if one of the following conditions is likely: 1) the tokens of \tilde{X} are likely a rewrite with respect to the style S , or 2) the tokens of \tilde{X} are likely a paraphrase of X , or 3) the special case that the tokens of \tilde{X} are likely a repetition of X . This implies that content *is not* well preserved if the likelihood of a token is low in all three cases. Hence, if the token can neither be attributed to repetition, paraphrasing, nor requested style change. To weight these cases with tokens *not* preserving content, we take the log of the most likely token of our three cases and define our measure as follows:

$$C = \frac{1}{n} \sum_{i=1}^n \log (\max (p_i^{ts}, p_i^{tpa}, p_i^{tr})) \quad (1)$$

with

$$\begin{aligned} p_i^{ts} &= p^{LM}(x_i|X, \tilde{x}_{<i}, t^s), \\ p_i^{tpa} &= p^{LM}(x_i|X, \tilde{x}_{<i}, t^{pa}), \\ p_i^{tr} &= p^{LM}(x_i|X, \tilde{x}_{<i}, t^r) \end{aligned}$$

and t^s, t^{pa}, t^r being instructions on rewrite with respect to style, paraphrase and repeat.

Style To measure how well the style changes, we check 1) how likely the tokens in \tilde{X} are a rewrite with respect to the style, and 2) how likely the tokens in \tilde{X} are a paraphrase or repetition without conditioning on the style. The hypothesis is that the more a token contributes to the style change, the more likely it is that the likelihood of it is higher when the instruction is on style than otherwise. Hence, to provide us with a measure of style change, we take the difference in the likelihood between ‘style rewrite’ and ‘paraphrase/repetition’:

$$S = \frac{1}{n} \sum_{i=1}^n (p_i^{ts} - \max (p_i^{tpa}, p_i^{tr})) \quad (2)$$

Implementation We experiment with two backbone model sizes, one with 3B and one with 8B parameters, and use Llama 3 Instruct models (Dubey

et al., 2024). We use the following instructions:
 X, t^s : ‘Rewrite the following sentence to be S : X ’
 X, t^{pa} : ‘Paraphrase the following sentence: X ’
 X, t^r : ‘Repeat the following sentence: X ’
 Further details in App. D.

4 Benchmarking

4.1 Datasets for Benchmarking

We benchmark the metrics on existing datasets containing human evaluations on style strength and/or content preservation. We use datasets for rewriting tasks on simplifying sentiment, formality, and appropriate arguments. The data consists of system-written output and/or human-written references. The human rating is obtained on different scales, such as a 5-point Likert scale or ratings of 1-100. When benchmarking the metrics, we consider the Pearson correlation to the mean human judgement. We benchmark on the following datasets with the abbreviated names in []:

- Lai et al. (2022) [Lai] on formal/informal,
- Mir et al. (2019) [Mir] on positive/negative,
- Alva-Manchego et al. (2020) [Alva-M.] on simplifying,
- Scialom et al. (2021a) [Scialom] on simplifying,
- Ziegenbein et al. (2024) [Ziegen.] on appropriated arguments,
- Cao et al. (2020) [Cao] on rewriting for layman/expert.

See App. A for details about the datasets.

We analyse the intercorrelations of the dimensions using Pearson correlation between the mean annotations (Table 1) – we mostly see a significant positive correlation between the dimensions, but also a case of negative correlation between style and meaning preservation on sentiment on Mir. We hypothesise there are two effects in **intercorrelations**; the data happens to be such that: 1) “successful” output is successful in all dimensions, which would yield a positive correlation, 2) large style change affects content preservation, which would yield a negative correlation.

4.2 Our Constructed Test Set for Style Transfer Evaluation

Methodology. We create test data with high variation on content preservation by constructing output with deliberate content errors, and output with large style shifts. For each source sentence, we construct two output sentences:

Data	Cor. S-C	Cor. S-F	Cor. F-C
Lai	0.387	0.692	0.705
Mir	-0.342	-	-
Alva-M.	0.709	0.828	0.763
Scialom	0.471	0.673	0.592
Ziegen.	0.103	0.673	-0.015*

Table 1: Correlation on mean annotations between dimensions. *not significant

- 1) one where we preserve the content and shift the style to a large degree with more variation in the rewrite;
- 2) one where we shift the style to a lesser degree, staying closer to the wording in the source sentence but, in addition, producing an error in the content.

Ideally, we aim for data where all output sentences succeed on the style transfer, but where, for each source sentence, one output succeeds on content preservation and one does not, creating variation in the level of content preservation.

The methodology for adding content errors is inspired by Devaraj et al. (2022) – they analyse data on the task of simplifying text by categorising errors into a taxonomy of substitution, deletion and insertion. We construct errors with these categories in mind – we substitute or swap key information, we drop key information, or we fabricate additional information not supported by the source sentence.

In total, our constructed test data covers six style/attribute tasks and consists of 500 samples, 100 of which are manually created and the remaining synthetically generated. All samples are annotated by three workers on a 5-point Likert scale on style strength and content preservation.

Synthetically generated. We instruct an LLM (GPT-4o-mini, from openai.com) in steps to provide us with the decided transfer samples. In the first step, we ask the LLM to generate source sentences. Secondly, we prompt the LLM to transfer the source samples *a lot more* to a new style in order to provide us with the first set of rewritten sentences. For the second set of rewrites, we a) prompt to transfer the source sentences *a bit more* to a new style and b) take the transferred sentence from point a) and introduce a content error. We conduct this on four rewriting tasks: i) a headline to be more catchy; ii) an impolite sentence from an email to be polite; iii) a persuasive request to be more persuasive; and iv) a sentence with informal

language with grammatical mistakes and internet slang to be formal. Prompt details in App. B.

Manually generated. We construct 100 transfer samples starting from a source sentence and manually construct the output sentences by adding errors, as in steps 1 and 2. In addition, we supply each sample with a reference to enable a small evaluation of reference-based methods. We construct rewrites on two tasks: Task 1) on sentiment (positive/negative). In this case, we use as source sentences headlines from Wiki News (Wikinews.org)¹ with minor modifications. Task 2) on detoxifying, and here we use toxic sentences from Logacheva et al. (2022b).

Samples . We show one synthetically generated sample in Fig. 1, and below one manually constructed sample (sentiment transfer task; positive):

- Source sentence: *President of China lunches with Brazilian President.*
- Output 1: *The Great Presidents of China and Brazilian strengthen important ties over lunch.*
- Output 2: *The President of China enjoys lunches with the Brazilian first lady.*

Human Evaluation We obtain a high level of human agreement on content preservation on our test set with a Krippendorff Alpha of 0.768 and a good level of success in style transfer, with an average score on the 5-point Likert scale of 4.27. Details divided into subparts are outlined in Table 2: we report the percentage of samples that at least obtain an average rating of 3 (fair) to show that most sentences succeeded in style transfer.

Three workers annotate each sample in batches corresponding to each subpart. Five different workers participated in total, recruited on a crowdsourcing platform. Annotators are asked to rate content preservation and style change on a 5-point Likert scale, as in previous work (Mir et al., 2019; Ziegenbein et al., 2024). We use the scale

1: Very poor, 2: Poor, 3: Fair,
4: Good, 5: Very Good.

Details on annotation guideline, setup and payment in Annotation guideline in App. C.

5 Results

We benchmark the different metrics on the different datasets using correlation to human judgement. For content preservation, we show results split on data

¹megarhyme.com/blog/wikinews-dataset/, Creative Commons Attribution 2.5

Task	Const.	Supp.	Con. IAA	S _{≥3} (%)
sentiment	m	50	0.676	88
detoxify	m	50	0.758	96
catchy	s	100	0.806	90
polite	s	100	0.645	100
persuasive	s	100	0.80	88
formal	s	100	0.817	99

Table 2: Stats on our constructed test set. Constructed m: manually, s: synthetic.

with system output, reference output and our constructed test set: we show that the data source for evaluation leads to different conclusions on the metrics. In addition, we examine whether the metrics can rank style transfer systems similar to humans. On style strength, we likewise show correlations between human judgment and zero-shot evaluation approaches. When applicable, we summarize results by reporting the average correlation. And the average ranking of the metric per dataset (by ranking which metric obtains the highest correlation to human judgement per dataset).

5.1 Content preservation

How do data sources affect the conclusion on best metric? The conclusions about the metrics’ performance change radically depending on whether we use system output data, reference output, or our constructed test set. Ideally, a good metric correlates highly with humans on any data source. Ideally, for meta-evaluation, a metric should correlate consistently across all data sources, but the following shows that the correlations indicate different things, and the conclusion on the best metric should be drawn carefully.

Looking at the metrics correlations with humans on the data source with system output (Table 3), we see a relatively high correlation for many of the metrics on many tasks. The overall best metrics are S-BertScore and S-BLEURT (avg+avg rank). We see no notable difference in our method of using the 3B or 8B model as the backbone.

Examining the average correlations based on data with reference output (Table 4), now the zero-shot prompting with LLaMA3 70B is the best-performing approach (0.59 avg). Tied for second place are source-based cosine embedding (0.46 avg), BLEURT (0.45 avg) and BertScore (0.45 avg). Our method follows on a 5. place: here,

task	Mir		Lai		Ziegen.		Cao		Alva-Man.		avg.	avg. rank
metrics	cor.	p-v.	cor.	p-v.	cor.	p-v.	cor.	p-v.	cor.	p-v.		
S-Bleu	0.50	0.0	0.47	0.0	0.59	0.0	0.58	0.0	0.68	0.0	0.57	5.8
R-Bleu	–	–	0.27	0.0	0.30	0.0	–	–	–	–	–	–
S-Meteor	0.49	0.0	0.48	0.0	0.61	0.0	0.57	0.0	0.64	0.0	0.56	6.1
R-Meteor	–	–	0.34	0.0	0.26	0.0	–	–	–	–	–	–
S-Bertscore	0.53	0.0	<u>0.80</u>	0.0	0.70	0.0	<u>0.66</u>	0.0	<u>0.78</u>	0.0	0.69	1.7
R-Bertscore	–	–	<u>0.51</u>	0.0	0.38	0.0	–	–	–	–	–	–
S-Bleurt	<u>0.52</u>	0.0	0.80	0.0	0.60	0.0	0.70	0.0	0.80	0.0	<u>0.68</u>	<u>2.3</u>
R-Bleurt	–	–	<u>0.59</u>	0.0	-0.05	0.13	–	–	–	–	–	–
S-Cosine	0.51	0.0	0.69	0.0	0.62	0.0	0.61	0.0	0.65	0.0	0.62	4.4
R-Cosine	–	–	0.40	0.0	<u>0.29</u>	0.0	–	–	–	–	–	–
QuestEval	0.23	0.0	0.25	0.0	0.49	0.0	0.47	0.0	0.62	0.0	0.41	9.0
LLaMa3	0.36	0.0	0.84	0.0	0.62	0.0	0.61	0.0	0.76	0.0	0.64	3.6
our (3b)	0.49	0.0	0.73	0.0	<u>0.54</u>	0.0	0.53	0.0	0.7	0.0	0.60	5.8
our (8b)	0.48	0.0	0.73	0.0	0.52	0.0	0.53	0.0	0.7	0.0	0.59	6.3

Table 3: Pearson correlation on human evaluation on system output. ‘R-’: reference-based. ‘S-’: source-based.

task	Lai	Ze.	Scia.		
metrics	cor.	cor.	cor.	avg.	avg. rank
S-Bleu	0.40	0.40	0.19*	0.33	7.67
S-Meteor	0.41	0.42	0.16*	0.33	7.33
S-BertS.	0.58	0.47	0.31	0.45	3.67
S-Bleurt	0.45	0.54	0.37	0.45	3.33
S-Cosine	0.56	0.52	0.3	0.46	3.33
QuestE.	0.27	0.35	0.06*	0.23	9.00
LlaMA3	0.6	0.67	0.51	0.59	1.0
Our (3b)	0.51	0.49	0.23*	0.39	4.83
Our (8b)	0.52	0.49	0.22*	0.43	4.83

Table 4: Pearson correlation on human ratings on reference output. *not significant; we cannot reject the null hypothesis of zero correlation

the 8b version ((0.43 avg)) shows a bit stronger results than 3b (0.39 avg). The fact that the conclusions change, whether looking at reference or system output, confirms the observations made by Scialom et al. (2021a) on simplicity transfer.

Now consider the results on our test set (Table 5): Several metrics show low or no correlation; we even see a significantly negative correlation for some metrics on ALL (BLEU) and for specific subparts of our test set for BLEU, Meteor, BertScore, Cosine. On the other end, LLaMA3 70B is again performing best, showing strong results (0.82 in ALL). The runner-up is now our 8B method, with a gap to the 3B version (0.57 vs 0.47 in ALL). Note our method still shows zero correlation for the sentiment task. After, ranks BLEURT (0.29), QuestEval (0.21), BertScore (0.11), Cosine (0.01).

On our test set, we find that some metrics that

correlate relatively well on the other datasets, now exhibit low correlation. Hence, with our test set, we can now support the logical reasoning with data evidence: Evaluation of content preservation for style transfer needs to take the style shift into account. This conclusion could not be drawn using the existing data sources: We hypothesise that for the data with system-based output, successful output happens to be very similar to the source sentence and vice versa, and reference-based output might not contain server mistakes as they are gold references. Thus, none of the existing data sources tests the limits of the metrics.

How do reference-based metrics compare to source-based ones? Reference-based metrics show a lower correlation than the source-based counterpart for all metrics on both datasets with ratings on references (Table 3). As discussed previously, reference-based metrics for style transfer have the drawback that many different good solutions on a rewrite might exist and not only one similar to a reference.

How well can the metrics rank the performance of style transfer methods? We compare the metrics’ ability to judge the best style transfer methods w.r.t. the human annotations: Several of the data sources contain samples from different style transfer systems. In order to use metrics to assess the quality of the style transfer system, metrics should correctly find the best-performing system. Hence, we evaluate whether the metrics for content preservation provide the same system ranking as human

task	ALL	sentiment	detoxify	catchy	polite	persuasive	formal	avg. rank
metrics	cor.	cor.	cor.	cor.	cor.	cor.	cor.	
S-Bleu	-0.17	-0.82	-0.45	-0.12*	-0.1*	-0.05	-0.21	8.42
R-Bleu	-	-0.5	-0.45					
S-Meteor	-0.07*	-0.55	-0.4	-0.01*	0.1*	-0.16	-0.04*	7.67
R-Meteor	-	-0.17*	-0.39	-	-	-	-	-
S-BertScore	0.11	-0.38	-0.07*	-0.17*	0.28	0.12	0.25	6.0
R-BertScore	-	-0.02*	-0.21*	-	-	-	-	-
S-Bleurt	0.29	0.05*	0.45	0.06*	0.29	0.23	0.46	4.2
R-Bleurt	-	0.21	0.38	-	-	-	-	-
S-Cosine	0.01*	-0.5	-0.13*	-0.19*	0.05*	-0.05*	0.15*	7.42
R-Cosine	-	-0.11*	-0.16*	-	-	-	-	-
QuestEval	0.21	0.29	0.23	0.37	0.19*	0.35	0.14*	4.67
LlaMA3	0.82	0.80	0.72	0.84	0.84	0.90	0.88	1.00
Our (3b)	0.47	-0.11*	0.37	0.61	0.53	0.54	0.66	3.5
Our (8b)	0.57	0.09*	0.49	0.72	0.64	0.62	0.67	2.17

Table 5: Pearson correlation on human ratings on our constructed test set. 'R-': reference-based. 'S-': source-based. *not significant; we cannot reject the null hypothesis of zero correlation

	LlaMA3	Our (3b)	Our (8b)
Mir	0.46	0.54	0.57
Lai	0.57	0.18	0.19
Ziegen.	0.25	0.27	0.32
Alva-M.	0.59	0.03*	0.02*
Scialom	0.62	0.45	0.44
Our Test	0.63	0.46	0.48

Table 6: Style strength: Pearson correlation to human ratings. *not significant; we cannot reject the null hypothesis of zero correlation

evaluators. We take the mean of the score for every output on each system and the mean of the human annotations; we compare the systems using the Kendall’s Tau correlation.

We find only the evaluation using the dataset Mir, Lai, and Ziegen to result in significant correlations, probably because of sparsity in a number of system tests (App. A). Our method (8b) is the only metric providing a perfect ranking of the style transfer system on the Lai data, and Llama3 70B the only one on the Ziegen data. Results in App. E.

5.2 Style strength results

Llama3 70B shows better overall results than our method. However, our method scores higher than Llama3 70B on 2 out of 6 datasets, but it also exhibits zero correlation on one task (Table 6).

5.3 Ablation

We conduct several runs of the methods using LLMs with variations in instructions/prompts

(App. D). We observe that the lower the correlation on a task, the higher the variation between the different runs. For our method, we only observe low variance between the runs. None of the variations leads to different conclusions of the meta-evaluation. Results in App. E.

6 Conclusion

We conduct a large-scale meta-evaluation of metrics for style transfer, focusing on content preservation. We construct a new test set with human evaluations. We hope our meta-evaluation can foster more research in evaluating metrics for style transfer. As well as to ensure fair evaluation of (new) methods for conducting style transfer.

We show that the meta-evaluation of metrics for content preservation is not straightforward: taking correlations to human ratings is not sufficient to show metric performance; one needs to be aware of the underlying data distribution.

We demonstrate empirically, in line with intuition, that similarity metrics are not a good fit for content preservation in style transfer as they have trouble distinguishing between whether a change in a text is due to style or to an actual content error.

Instead, metrics for content preservation should be conditional on the style change: We propose a new efficient metric for this and show it works better than similarity metrics when there are content errors and high style changes in the data. We also conclude that prompting a large instruct LLM (70B) for evaluation is showing the best result.


7 Limitations

In evaluating style transfer, many different metrics are used for content preservation, which is why there is a need for standardization (Ostheimer et al., 2023). We are limited in the number of metrics we test, but we do test the more widely used ones, as well as metrics of different types: lexical similarity, semantic similarity, fact-based, and LLMs conditioned on style shift.

In our paper, we limit our scope to mainly content preservation and some aspects of style strength. Hence, we do not examine fluency; we leave this dimension about judging whether a text is natural and fluent, because it is not specific to the style transfer task. Evaluating whether a text is fluent does not, in our opinion, have to be conditioned on the source sentence or on the task.

We posit, as others in the field have, that in evaluation of content preservation, the style shift must be taken into account. On the other hand, it is not necessarily wrong to consider that a more radical style shift also hurts content preservation. However, it should be weighted less than an actual shift in content unrelated to the style change.

Acknowledgements

 This work was supported by the Danish Data Science Academy, which is funded by the Novo Nordisk Foundation (NNF21SA0069429) and VILLUM FONDEN (40516). It was further supported by the European Union (ERC, ExplainYourself, 101077481), and by the Pioneer Centre for AI, DNRF grant number P1.

References

- Fernando Alva-Manchego, Louis Martin, Antoine Bordes, Carolina Scarton, Benoît Sagot, and Lucia Specia. 2020. **ASSET: A dataset for tuning and evaluation of sentence simplification models with multiple rewriting transformations**. In *Proceedings of the 58th Annual Meeting of the Association for Computational Linguistics*, pages 4668–4679, Online. Association for Computational Linguistics.
- Fernando Alva-Manchego, Carolina Scarton, and Lucia Specia. 2021. **The (un)suitability of automatic evaluation metrics for text simplification**. *Computational Linguistics*, 47(4):861–889.
- Satanjeev Banerjee and Alon Lavie. 2005. **METEOR: An automatic metric for MT evaluation with improved correlation with human judgments**. In *Proceedings of the ACL Workshop on Intrinsic and Extrinsic Evaluation Measures for Machine Translation and/or Summarization*, pages 65–72, Ann Arbor, Michigan. Association for Computational Linguistics.
- Eleftheria Briakou, Sweta Agrawal, Joel Tetreault, and Marine Carpuat. 2021a. **Evaluating the evaluation metrics for style transfer: A case study in multilingual formality transfer**. In *Proceedings of the 2021 Conference on Empirical Methods in Natural Language Processing*, pages 1321–1336, Online and Punta Cana, Dominican Republic. Association for Computational Linguistics.
- Eleftheria Briakou, Sweta Agrawal, Ke Zhang, Joel Tetreault, and Marine Carpuat. 2021b. **A review of human evaluation for style transfer**. In *Proceedings of the 1st Workshop on Natural Language Generation, Evaluation, and Metrics (GEM 2021)*, pages 58–67, Online. Association for Computational Linguistics.
- Yixin Cao, Ruihao Shui, Liangming Pan, Min-Yen Kan, Zhiyuan Liu, and Tat-Seng Chua. 2020. **Expertise style transfer: A new task towards better communication between experts and laymen**. In *Proceedings of the 58th Annual Meeting of the Association for Computational Linguistics*, pages 1061–1071, Online. Association for Computational Linguistics.
- Ashwin Devaraj, William Sheffield, Byron Wallace, and Junyi Jessy Li. 2022. **Evaluating factuality in text simplification**. In *Proceedings of the 60th Annual Meeting of the Association for Computational Linguistics (Volume 1: Long Papers)*, pages 7331–7345, Dublin, Ireland. Association for Computational Linguistics.
- Abhimanyu Dubey, Abhinav Jauhri, Abhinav Pandey, Abhishek Kadian, Ahmad Al-Dahle, Aiesha Letman, Akhil Mathur, Alan Schelten, Amy Yang, Angela Fan, et al. 2024. The llama 3 herd of models. *arXiv preprint arXiv:2407.21783*.
- Fangxiaoyu Feng, Yinfei Yang, Daniel Cer, Naveen Ariavazhagan, and Wei Wang. 2022. **Language-agnostic BERT sentence embedding**. In *Proceedings of the 60th Annual Meeting of the Association for Computational Linguistics (Volume 1: Long Papers)*, pages 878–891, Dublin, Ireland. Association for Computational Linguistics.
- Skyler Hallinan, Faeze Brahman, Ximing Lu, Jaehun Jung, Sean Welleck, and Yejin Choi. 2023. **STEER: Unified style transfer with expert reinforcement**. In *Findings of the Association for Computational Linguistics: EMNLP 2023*, pages 7546–7562, Singapore. Association for Computational Linguistics.
- Jingxuan Han, Quan Wang, Zikang Guo, Benfeng Xu, Licheng Zhang, and Zhendong Mao. 2024. **Disentangled learning with synthetic parallel data for text style transfer**. In *Proceedings of the 62nd Annual Meeting of the Association for Computational Linguistics (Volume 1: Long Papers)*, pages 15187–15201, Bangkok, Thailand. Association for Computational Linguistics.

- Zhiqiang Hu, Roy Ka-Wei Lee, Charu C Aggarwal, and Aston Zhang. 2022. Text style transfer: A review and experimental evaluation. *ACM SIGKDD Explorations Newsletter*, 24(1):14–45.
- Qi Jia, Siyu Ren, Yizhu Liu, and Kenny Zhu. 2023. Zero-shot faithfulness evaluation for text summarization with foundation language model. In *Proceedings of the 2023 Conference on Empirical Methods in Natural Language Processing*, pages 11017–11031, Singapore. Association for Computational Linguistics.
- Di Jin, Zhijing Jin, Zhiting Hu, Olga Vechtomova, and Rada Mihalcea. 2022. Deep learning for text style transfer: A survey. *Computational Linguistics*, 48(1):155–205.
- Huiyuan Lai, Jiali Mao, Antonio Toral, and Malvina Nissim. 2022. Human judgement as a compass to navigate automatic metrics for formality transfer. In *Proceedings of the 2nd Workshop on Human Evaluation of NLP Systems (HumEval)*, pages 102–115, Dublin, Ireland. Association for Computational Linguistics.
- Huiyuan Lai, Antonio Toral, and Malvina Nissim. 2023. Multidimensional evaluation for text style transfer using chatgpt. *arXiv preprint arXiv:2304.13462*.
- Wen Lai, Viktor Hangya, and Alexander Fraser. 2024. Style-specific neurons for steering LLMs in text style transfer. In *Proceedings of the 2024 Conference on Empirical Methods in Natural Language Processing*, pages 13427–13443, Miami, Florida, USA. Association for Computational Linguistics.
- Qingyi Liu, Jinghui Qin, Wenxuan Ye, Hao Mou, Yuxuan He, and Keze Wang. 2024. Adaptive prompt routing for arbitrary text style transfer with pre-trained language models. In *Proceedings of the AAAI Conference on Artificial Intelligence*, volume 38:17, pages 18689–18697.
- Varvara Logacheva, Daryna Dementieva, Irina Krotova, Alena Fenogenova, Irina Nikishina, Tatiana Shavrina, and Alexander Panchenko. 2022a. A study on manual and automatic evaluation for text style transfer: The case of detoxification. In *Proceedings of the 2nd Workshop on Human Evaluation of NLP Systems (HumEval)*, pages 90–101, Dublin, Ireland. Association for Computational Linguistics.
- Varvara Logacheva, Daryna Dementieva, Sergey Ustyantsev, Daniil Moskovskiy, David Dale, Irina Krotova, Nikita Semenov, and Alexander Panchenko. 2022b. ParaDetox: Detoxification with parallel data. In *Proceedings of the 60th Annual Meeting of the Association for Computational Linguistics (Volume 1: Long Papers)*, pages 6804–6818, Dublin, Ireland. Association for Computational Linguistics.
- Guoqing Luo, Yu Han, Lili Mou, and Mauajama Firdaus. 2023. Prompt-based editing for text style transfer. In *Findings of the Association for Computational Linguistics: EMNLP 2023*, pages 5740–5750, Singapore. Association for Computational Linguistics.
- Remi Mir, Bjarke Felbo, Nick Obradovich, and Iyad Rahwan. 2019. Evaluating style transfer for text. In *Proceedings of the 2019 Conference of the North American Chapter of the Association for Computational Linguistics: Human Language Technologies, Volume 1 (Long and Short Papers)*, pages 495–504, Minneapolis, Minnesota. Association for Computational Linguistics.
- Sourabrata Mukherjee, Atul Kr. Ojha, and Ondrej Dusek. 2024. Are large language models actually good at text style transfer? In *Proceedings of the 17th International Natural Language Generation Conference*, pages 523–539, Tokyo, Japan. Association for Computational Linguistics.
- Phil Ostheimer, Mayank Kumar Nagda, Marius Kloft, and Sophie Fellenz. 2023. A call for standardization and validation of text style transfer evaluation. In *Findings of the Association for Computational Linguistics: ACL 2023*, pages 10791–10815, Toronto, Canada. Association for Computational Linguistics.
- Phil Sidney Ostheimer, Mayank Kumar Nagda, Marius Kloft, and Sophie Fellenz. 2024. Text style transfer evaluation using large language models. In *Proceedings of the 2024 Joint International Conference on Computational Linguistics, Language Resources and Evaluation (LREC-COLING 2024)*, pages 15802–15822, Torino, Italia. ELRA and ICCL.
- Kishore Papineni, Salim Roukos, Todd Ward, and Wei-Jing Zhu. 2002. Bleu: a method for automatic evaluation of machine translation. In *Proceedings of the 40th Annual Meeting of the Association for Computational Linguistics*, pages 311–318, Philadelphia, Pennsylvania, USA. Association for Computational Linguistics.
- Thomas Scialom, Paul-Alexis Dray, Sylvain Lamprier, Benjamin Piwowarski, Jacopo Staiano, Alex Wang, and Patrick Gallinari. 2021a. QuestEval: Summarization asks for fact-based evaluation. In *Proceedings of the 2021 Conference on Empirical Methods in Natural Language Processing*, pages 6594–6604, Online and Punta Cana, Dominican Republic. Association for Computational Linguistics.
- Thomas Scialom, Louis Martin, Jacopo Staiano, Eric Villemonte de La Clergerie, and Benoît Sagot. 2021b. Rethinking automatic evaluation in sentence simplification. *arXiv preprint arXiv:2104.07560*.
- Thibault Sellam, Dipanjan Das, and Ankur Parikh. 2020. BLEURT: Learning robust metrics for text generation. In *Proceedings of the 58th Annual Meeting of the Association for Computational Linguistics*, pages 7881–7892, Online. Association for Computational Linguistics.
- Ping Yu, Yang Zhao, Chunyuan Li, and Changyou Chen. 2021. Rethinking sentiment style transfer. In *Findings of the Association for Computational Linguistics: EMNLP 2021*, pages 1569–1582, Punta Cana, Dominican Republic. Association for Computational Linguistics.

Biqing Zeng, Junjie Liang, Yining Hua, Ruizhe Li, Huimin Deng, Yihao Peng, and Ruitang Wang. 2024. The bat: Thoughts hierarchical enhancement beyond arbitrary text style transfer. In *International Conference on Intelligent Computing*, pages 376–388. Springer.

Chiyu Zhang, Honglong Cai, Yuezhong Li, Yuexin Wu, Le Hou, and Muhammad Abdul-Mageed. 2024. *Distilling text style transfer with self-explanation from LLMs*. In *Proceedings of the 2024 Conference of the North American Chapter of the Association for Computational Linguistics: Human Language Technologies (Volume 4: Student Research Workshop)*, pages 200–211, Mexico City, Mexico. Association for Computational Linguistics.

Tianyi Zhang, Varsha Kishore, Felix Wu, Kilian Q Weinberger, and Yoav Artzi. 2019. Bertscore: Evaluating text generation with bert. *arXiv preprint arXiv:1904.09675*.

Timon Ziegenbein, Gabriella Skitalinskaya, Alireza Bayat Makou, and Henning Wachsmuth. 2024. *LLM-based rewriting of inappropriate argumentation using reinforcement learning from machine feedback*. In *Proceedings of the 62nd Annual Meeting of the Association for Computational Linguistics (Volume 1: Long Papers)*, pages 4455–4476, Bangkok, Thailand. Association for Computational Linguistics.

A Data sets

In table 7, we list the stats of datasets with human annotations used for benchmarking in this paper.

The data form Mir et al. (2019) [Mir] is on the Yelp sentiment task and is annotated by 3 workers, where the mean ratings are released. Data is downloaded from github.com/passeul/style-transfer-model-evaluation. No licence.

The data from Lai et al. (2022) [Lai] supplied human annotations on system output on formality task, using a continuous scale from 1-100. Download at <https://github.com/laihuiyuan/eval-formality-transfer> with MIT License.

The data from Scialom et al. (2021b) [Scialom] is on human ratings for human written output for a simplification sentence task. It is complimenting the the dataset from Alva-Manchego et al. (2020). Download using the URL in the paper. No license specified. We have filtrated this data to obtain annotation in all three dimensions for the same data input (we check for an exact match on source sentence, rewrite, sentenceID), and we ended up with 65 samples annotated by 25 workers.

The data from Alva-Manchego et al. (2020) [Alva-m.] is system output on a simplification task. We use the resource released along with in Scialom

et al. (2021b), as it contains more meta-data, such as system information and more annotations. We filter the data such that we have 135 samples with 11 annotations in all three dimensions because we favour more samples over the number of annotations per sample.

The data from Ziegenbein et al. (2024) [Ziegen] is on rewriting inappropriate arguments to appropriated, download available at <https://github.com/timonziegenbein/inappropriateness-mitigation>.

The data from Cao et al. (2020) is human evaluation on a task between transferring different styles of expertise in the medical domain. The authors have kindly shared the data with human ratings.

B Synthetic Generated Test Part

A part of our construct test set is synthetically generated using GPT-4o-mini from Openai. We display the prompts for obtaining the samples from our stepwise approach; we show it for the subpart of politeness:

Generating source data prompt = *'Please give me {number} examples of impolite sentences from emails, and return only in json format with key "sentences"'*

Generate rewrites

- 1) *"Please rewrite the following {number} sentences to be very polite, return in JSON with key 'sentences:' {list of sentences}"*
- 2) *"Please rewrite the following {number} sentences to be just a bit more polite, return in JSON with key 'sentences:' {list of sentences}"*

Generate one content error in the 2. rewrites

- a) *"Please rewrite the following {number} sentences staying as close to the original wording as possible but make a mistake in the content by substituting some key information, return in json with key 'sentences:' {list of sentences}"*
- b) *"Please rewrite the following {number} sentences staying as close to the original wording as possible but make a mistake in the content by omitting some key information, return in json with key 'sentences:' {list of sentences}"*
- c) *"Please rewrite the following {number} sentences staying as close to the original wording*

Abb.	Style	Dim	Support	#Ann.	#Sys.	Ref.	Rating on ref.	Scale
Lai	formal, informal	S,C,F	640	2	8	✓	✓	1-100
Mir	positive, negative	S,C	2928	1*	12			1-5
Alva-M.	simplifying	S,C,F	135	11	6			0-100
Scialom	simplifying	S,C,F	65	25	1		✓	0-100
Ziegen.	appropriated arguments	S,C,F	1350	5	6	✓	✓	1-5
Cao	layman, expert	C	3800	1	5			1-5

Table 7: Stats on the dataset used for benchmarking style transfer metrics: **Dimensions** which of (Style, Content preservation, Fluency) are rated in the data, **Support**: numbers of rated samples, **#Annotators**: number of annotations per sample, **#Systems**: number of different systems/settings (including references) used to produce the samples, **Reference**: is the data supplied with references to enable reference-based evaluation, **Rating on reference**: does the data have ratings on references. *Mir dataset is conducted with multiple annotators, but only the mean of the annotations is released.

as possible but make a mistake by adding a very short extra detail, return in json with key 'sentences:' {list of sentences}

C Annotation Guide and Process

C.1 Annotation Procedure

We recruit annotators through the crowd-sourced platform prolific.com. We use workers whom we have experienced delivering high-quality in a previous annotation study. In total, we use five different workers, all from the UK. The workers are paid a fixed amount per task, which Prolific considers a 'great' hourly pay. Considering the completion times, the average hourly pay to the workers was 16.2 GBP.

One of our subtasks involves detoxifying toxic content; we warn the workers of potentially disturbing content before they select the task.

Full annotation guidelines are below, and a screenshot of the annotation interface with a sample is in Figure 2. We use Google Forms as our annotation tool.

C.2 Annotation Guideline

Evaluating Rewrites to Change Style/Attribute

In this task, your goal is to help us evaluate sentences that have been paraphrased or rewritten to modify a specific style or attribute. These attributes may include tone, formality, positivity, politeness, or personalization, among others. For example, a

Consider the following sentence:
 I just wanna binge-watch Netflix all weekend, fr.
 and the task of rewriting the sentence to be more formal with the result:
 I would like to binge-watch Hulu throughout the weekend, for real.

1:Very poor 2:Poor 3:Fair 4:Good 5:Very good

A) Style	<input type="radio"/>	<input type="radio"/>	<input type="radio"/>	<input type="radio"/>	<input type="radio"/>
B) Preserved	<input type="radio"/>	<input type="radio"/>	<input type="radio"/>	<input type="radio"/>	<input type="radio"/>

Figure 2: Screenshot of annotation tool, Google Forms

sentence might be rewritten to add a positive sentiment or to simplify the text for a younger audience.

When a text is rewritten to modify its style or attribute, it is important that the original content unrelated to the intended change remains intact. For example, no important information should be dropped, new information should not be fabricated, and the rewritten sentence should not mix up or misrepresent facts—except where necessary to achieve the requested change.

We will provide you with an original sentence and a rewritten version, along with the intended style or attribute change. Note that the style/attribute may vary across different examples during the study, so please pay attention to the provided description for each pair.

For each sentence pair, you will answer two evaluation questions using a 5-point Likert scale from 'Very poor' to 'Very good':

B) Style/Attribute Change: Evaluate how well the intended style or attribute change is

achieved in the rewritten sentence.

- A) Content Preservation: Evaluate how well the meaning/content unrelated to the style or attribute change is preserved in the rewritten sentence.

The study will provide you with a link to a Google Form, where there will be 100 samples to evaluate. The study is estimated to take 35 minutes.

The annotation will be part of a research project for my PhD.

Thank you for considering participating.

D Methods Implementation

D.1 Our method

We experiment with the backbone models META-LLAMA/LLAMA-3.2-3B-INSTRUCT and META-LLAMA/LLAMA-3.1-8B-INSTRUCT downloaded from <https://huggingface.co/meta-llama>.

We set the system prompt to *"You can repeat sentences, paraphrase sentences or rewrite sentences to change the style or certain attribute of the text while preserving non-related content and context. Your answers contain just the rewrite."* In the ablation, we change the system-prompt to the default *You are a helpful assistant*. We also change minor wording in instructions, e.g. by emphasising the repeat, paraphrase and style using *.

D.2 Metrics

BLEU (Papineni et al., 2002) we use the python package NLTK implementations of BLEU with default settings.

Meteor (Banerjee and Lavie, 2005) we use the python package from Huggingface evaluate with default settings.

BertScore (Zhang et al., 2019) We use the implementation from https://github.com/Tiiiger/bert_score with the current recommended backbone model MICROSOFT/DEBERTA-XLARGE-MNLI.

BLEURT (Sellam et al., 2020) we use the python implementation from <https://huggingface.co/Elron/bleurt-large-512> using Huggingface Transformer library with the backbone model ELRON/BLEURT-LARGE-512.

Cosine similarity embeddings we use the SentenceTransformer library with Labse embeddings SENTENCE-TRANSFORMERS/LABSE, (Feng et al., 2022).

task	style	con	out of
Mir	13	13	2928
Lai	1	1	640
Cao	10	10	3800
Ziegen	4	4	1350
Alva-M.	0	0	135
Our (ALL)	0	0	50

Table 8: Number of times where prompting Llama3 did not return scores in the requested format along with the total number of samples per dataset

QuestEval we use the implementations from <https://github.com/ThomasScialom/QuestEval>.

D.3 Prompting Llama3 70B as Evaluator

We prompt META-LLAMA/META-LLAMA-3.1-8B-INSTRUCT using API calls to replicate.com. we use the following prompt:

- *"Evaluate the following completion of a task where a 'source sentence' has been rewritten to be more {style} in the style, denoted 'target sentence', Ideally the context and content in the sentence which does not relate to the style should be preserved. Please evaluate on a Likert scale from 1-5 with 5 being the best: 1) how well the meaning is preserved and 2) how well the the style is changed. Return in JSON format with the keys 'meaning', 'style'. Given the 'source sentence': {source sentence} 'target sentence': {rewrite}"*

It occurs rarely that the LLM does not provide an answer in the right format. In these cases, we provide the mean rating of the datasets. The number of occurrences is reported in Table 8.

In ablation, we change minor phrasing or wording and ask for an explanation of the given scores.

E Results

task	Mir		Lai		Ziegen.		Cao		Alva-M.	
metrics	kendell	pval	kendell	pval	kendell	pval	kendell	pval	kendell	pval
S-Bleu	0.61	0.01	0.36	0.28	0.87	0.02	0.8	0.08	0.6	0.14
S-Meteor	0.52	0.02	0.5	0.11	0.87	0.02	0.6	0.23	0.47	0.27
S-BertScore	0.61	0.01	0.71	0.01	0.87	0.02	0.8	0.08	0.47	0.27
S-Bleurt	0.55	0.01	0.79	0.01	0.47	0.27	0.8	0.08	0.6	0.14
S-Cos.emb	0.45	0.04	0.71	0.01	0.87	0.02	0.8	0.08	0.33	0.47
QuestE.	0.55	0.01	0.93	0.0	0.87	0.02	0.8	0.08	0.73	0.06
llama3	0.52	0.02	0.91	0.0	1.0	0.0	0.8	0.08	0.2	0.72
Our (3b)	0.64	0.0	0.86	0.0	0.87	0.02	0.8	0.08	0.47	0.27
Our (8b)	0.61	0.01	1.0	0.0	0.87	0.02	0.6	0.23	0.6	0.14

Table 9: Kendelltau correlation on ranking the style transfer systems

task	Mir		Lai		Zeigen		Cao6		Alva-M.		Our (ALL)	
metrics	cor.	pval	cor.	pval	cor.	pval	cor.	pval	cor.	pval	cor.	pval
prompt 1	0.36	0.0	0.84	0.0	0.62	0.0	0.61	0.0	0.76	0.0	0.83	0.0
prompt 2	0.28	0.0	0.82	0.0	0.59	0.0	0.58	0.0	0.74	0.0	0.82	0.0
prompt 3	0.22	0.0	0.82	0.0	0.58	0.0	0.6	0.0	0.74	0.0	0.80	0.0
prompt 4	0.17	0.0	0.77	0.0	0.43	0.0	0.52	0.0	0.78	0.0	0.81	0.0

Table 10: Runs with different prompts for Llama 3 70B prompt method

task	Mir		Lai		Zeigen		Cao6		Alva-M.		Our (ALL)	
metrics	cor.	pval	cor.	pval	cor.	pval	cor.	pval	cor.	pval	cor.	pval
Instruct 1 (8b)	0.48	0.0	0.73	0.0	0.52	0.0	0.53	0.0	0.7	0.0	0.57	0.0
Instruct 2 (8b)	0.48	0.0	0.72	0.0	0.54	0.0	0.54	0.0	0.71	0.0	0.56	0.0
Instruct 3 (8b)	0.48	0.0	0.73	0.0	0.49	0.0	0.54	0.0	0.71	0.0	0.56	0.0
Instruct 4 (8b)	0.49	0.0	0.72	0.0	0.51	0.0	0.55	0.0	0.7	0.0	0.52	0.0
Instruct 1 (3b)	0.49	0.0	0.73	0.0	0.54	0.0	0.53	0.0	0.7	0.0	0.47	0.0
Instruct 2 (3b)	0.48	0.0	0.73	0.0	0.55	0.0	0.53	0.0	0.69	0.0	0.48	0.0
Instruct 3 (3b)	0.48	0.0	0.73	0.0	0.51	0.0	0.52	0.0	0.72	0.0	0.48	0.0
Instruct 4 (3b)	0.48	0.0	0.74	0.0	0.54	0.0	0.52	0.0	0.71	0.0	0.45	0.0

Table 11: Different runs with our proposed method, varying minor wording and system-prompt