

# Learning to Solve and Verify: A Self-Play Framework for Code and Test Generation

Zi Lin<sup>\*1</sup> Sheng Shen<sup>2</sup> Jingbo Shang<sup>1</sup> Jason Weston<sup>2</sup> Yixin Nie<sup>2</sup>

## Abstract

Recent advances in large language models (LLMs) have improved their performance on coding benchmarks. However, improvement is plateauing due to the exhaustion of readily available high-quality data. Prior work has shown the potential of synthetic *self-instruct* data, but naively training on a model’s own outputs can cause error accumulation, especially in coding tasks, where generalization may collapse due to overly simple or erroneous training data, highlighting the need for rigorous quality checks on synthetic data. In this work, we explore an effective approach whereby the model itself verifies the correctness of its own data. We thus propose SOL-VER, a self-play solver-verifier framework that jointly improves a single model’s code and test generation capacity. By iteratively refining code (LLM-as-a-solver) and tests (LLM-as-a-verifier) together, we boost both capabilities without relying on human annotations or larger teacher models. Experiments with the Llama 3.1 8B model demonstrate substantial performance enhancements, achieving average relative improvements of 19.63% in code generation and 17.49% in test generation on MBPP and LiveCodeBench.

## 1. Introduction

Large language models (LLMs) have demonstrated impressive ability in code generation, significantly enhancing the programming efficiency and productivity of human developers (Li et al., 2022; Roziere et al., 2023; Chaudhary, 2023). The ability to code is largely driven by high-quality online resources where coding problems, human-written solutions, and corresponding unit tests are freely available. However, as these free resources being depleted, the momentum of LLMs’ improvement diminishes.

<sup>\*</sup>Work done during internship at Meta GenAI. <sup>1</sup>University of California, San Diego <sup>2</sup>Meta. Correspondence to: Zi Lin <lzi@ucsd.edu>, Yixin Nie <ynie@meta.com>.

To address the scarcity of supervised data for code generation, recent studies have adopted synthetic data generation techniques such as SELF-INSTRUCT (Wang et al., 2023) to augmenting LLM training sets. Specifically, previous work collects and designs code instructions and generates corresponding responses using a high-capacity teacher LLM. This generated data is then employed to fine-tune a student LLM, thereby enhancing its code generation abilities. Although synthetic code data produced in this manner has demonstrated success, it relies on the availability of a strong teacher model, presumably with a larger parameter size and higher computation costs. Additionally, existing work has shown that training a model on data generated by itself is ineffective because errors introduced during generation tend to accumulate over iterations (Dubey et al., 2024). As a result, there is a critical need for effective methods to verify the generated data.

Despite this pressing need, evaluating the correctness of the generated code is not trivial and often demands substantial programming expertise, even for human annotators. Recently, some research has explored the use of LLM-as-a-judge (McAleese et al., 2024; Alshahwan et al., 2024; Dong et al., 2024), which can automatically provide feedback on the code it has generated, for example by running the code against unit tests it produces. However, as we will show in this work, the current capability of LLMs to generate unit tests, herein referred to as LLM-as-a-verifier, is substantially worse than their ability to produce code solutions, herein referred to as LLM-as-a-solver (Section 4.3). This is because of the lack of high-quality data specifically for unit test generation during the post-training phase, i.e., most fine-tuning data focuses on code generation, while only a small portion targets unit test generation.

In this work, we propose SOL-VER, a self-play solver-verifier framework to iteratively train a model for both code and test generation. The main idea is to let the LLM-as-a-solver and LLM-as-a-verifier help each other. Specifically, we ask the model to generate code solutions and unit tests for the same set of coding problems. By executing the generated test against the generated code, we obtain feedback for training, involving two steps: (1) SFT training: we take the passed examples for fine-tuning the model, and (2) DPO

training: we take both passed and failed examples as preference pairs to further train the model aligning with the preference. These training steps are for both code generation and unit test generation, and they can be repeated in an iterative manner.

The experimental results on Llama 3.1 8B model show that we can successfully improve the model’s performance on both code and test generation without relying on human-annotated data or larger models. Specifically, on MBPP and LiveCodeBench, we achieve an average of 19.63% and 17.49% relative improvement for code and test generation respectively.

In summary, our work makes the following contributions:

- **Identification of a critical gap:** We analyze and highlight the significant gap in LLMs’ abilities between code generation and unit test generation.
- **Novel Self-Play Framework:** We propose a novel iterative framework where the model simultaneously functions as a code solver and a verifier. This methodology effectively self-aligns the model’s outputs with desired performance criteria without relying on external annotations or teacher models.
- **High-Quality Synthetic Data Generation:** We contribute a generalizable method for creating high-quality synthetic data for both code and unit test generation. This data augmentation approach can be extended to various model training scenarios in the coding domain.

## 2. Related Work

Various empirical studies applying scaling laws to the training of foundation models have highlighted the critical role of the data size (Kaplan et al., 2020; Hoffmann et al., 2022). To address the need for larger datasets, synthetic data generation has become a popular and cost-effective solution, which leverages advanced LLMs to produce high-quality data. One notable method is SELF-INSTRUCT (Wang et al., 2023), which employs a pre-trained LLM to generate instruction-output pairs from a small seed dataset.

In the realm of code, previous work commonly devises synthetic coding instructions using a stronger teacher model (e.g., ChatGPT or GPT-4) and then finetunes a weaker student model (e.g., CODEALPACA (Chaudhary, 2023) and CODELLAMA (Roziere et al., 2023)) with the generated data to distill knowledge from the teacher. For example, code alpaca consists of 20K automatically generated code instructions by applying SELF-INSTRUCT on ChatGPT using 21 seed tasks. To further enhance the code abilities of LLMs, Luo et al. (2023) proposes *Code Eval-Instruct* that employs various heuristics to increase the complexity

of seed code instructions. Magicode (Wei et al., 2024) proposes to generate new coding problems by drawing inspiration from random snippets collected from open source code.

While previous work has shown significant improvements for models trained on data generated by larger, more competent models, training an LLM on its own generated data is not helpful and can even degrade performance (Zhou et al., 2024). Therefore, to prevent the model from learning errors present in its own generated data, some post-processing steps are essential. For example, Llama 3.1 (Dubey et al., 2024) utilizes error feedback from test execution and adopts an iterative self-correction procedure to revise potential errors. CodeDPO (Zhang et al., 2024) replaces teacher models with a self-generation-and-validation process that uses a PageRank-like algorithm to rank code snippets by correctness and efficiency, yielding diverse preference optimization data without external resources.

In this work, we propose leveraging both positive and negative examples generated by the model, treating pairs of passing and failing responses as chosen-rejected pairs for Direct Preference Optimization (DPO) (Rafailov et al., 2024). Note that our method is complementary to self-correction, rather than orthogonal. By improving the quality of unit tests, our framework enhances the accuracy of unit test execution feedback, and thereby can benefit self-correction scenarios as well. While CodeDPO also employs a self-verification method, it is fundamentally constrained by the quality of its generated tests. In contrast, our approach simultaneously improves the generation of both code and tests in a self-play method, mitigating this bottleneck and enabling more robust training.

## 3. A Self-play Solver-verifier Framework

### 3.1. Problem Formulation

**Setup** We consider that an LLM can play two roles:

- **Solver ( $S$ ):** Given a coding problem description  $P$ , it produces a candidate solution  $C$  (e.g., a piece of code).
- **Verifier ( $V$ ):** Given a proposed solution  $C$  and the original problem  $P$ , the verifier tries to produce test cases  $T^1$  (e.g., a set of inputs and expected outputs) and can catch errors in  $C$  if it is incorrect. Essentially, it produces and selects challenging unit tests to determine if the code is correct or not.

The objective of the solver is to produce a correct solution  $C$  that will pass any tests the verifier can come up with. The objective of the verifier is to produce a set of tests  $T$  that

<sup>1</sup>We use bold italic to represent a set.

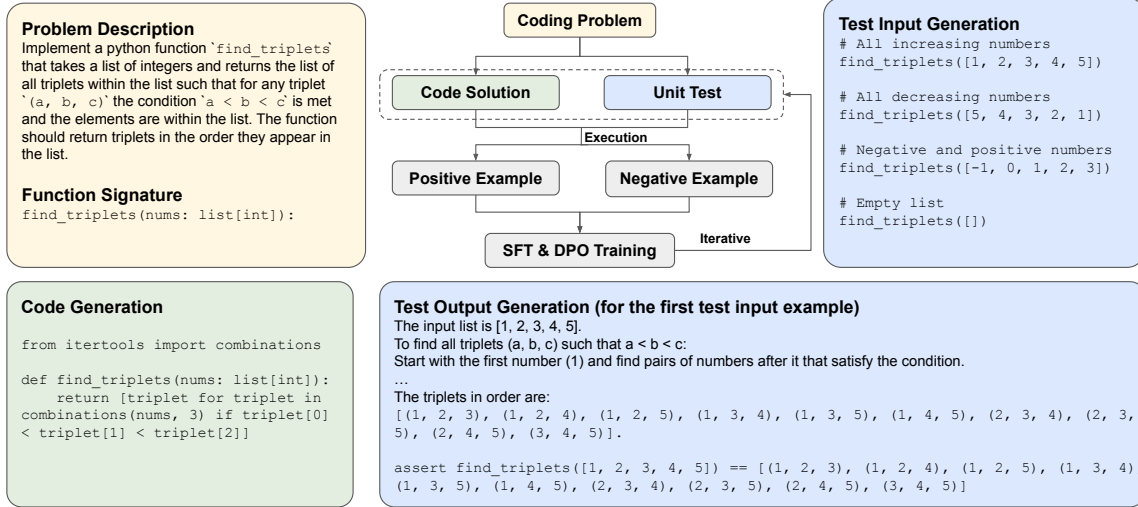


Figure 1. An overview of the SOL-VER framework. We train an LLM to both generate coding solutions (solver) and unit tests (verifier) in an iterative self-play framework, whereby synthetic preference pairs are constructed at each iteration depending on whether the code passes the generated tests or not. We show that this approach enables the model to self-improve in both capabilities (see Table 1).

will fail any incorrect solutions and thus distinguish correct solutions from incorrect ones.

Let  $p(\mathbf{P})$  be the distribution over problem statements. We can think of having a training set of problems or a domain from which we can sample problems. The sampling strategies we consider are detailed in Section 3.2.

The solver  $S_\theta$  is a model parameterized by  $\theta$  that, given a problem  $P$ , generates a candidate solution  $C$ :  $C \sim S_\theta(\cdot|P)$ . The verifier  $V_\phi$  is a model parameterized by  $\phi$ , given the problem  $P$  and a candidate solution  $C$ , generates a test suite  $\mathbf{T}$ :  $\mathbf{T} \sim V_\phi(\cdot|P, C)$ .

In practice, the solver and verifier can be the same LLM.

**Scoring Function** We define a function that executes  $C$  on the tests  $\mathbf{T}$  as  $\text{Score}(C, \mathbf{T}) \in [0, 1]$ , which is the fraction of tests passed by solution  $C$ . A score of 1 means  $C$  passes every test  $T$ ; a score of 0 means it failed all tests. Formally,

$$\text{Score}(C, \mathbf{T}) = \mathbb{E}_{T \sim \mathbf{T}} [\mathbb{I}(C(T) = \text{expected.output}(T))] \quad (1)$$

where  $\mathbb{I}$  is the indicator function, and  $C(T)$  means running one single test on code solution  $C$ .

We sample a set of problems  $P \sim p(\mathbf{P})$ , generate some candidate solutions  $C \sim S_\theta(\cdot|P)$ , and generate candidate tests  $\mathbf{T} \sim V_\phi(\cdot|P, C)$ . We now have tuple  $(P, C, \mathbf{T})$ . We consider:

$$y = \begin{cases} 1 & \text{if } \text{Score}(C, \mathbf{T}) = 1 \text{ (i.e., passes all tests)} \\ 0 & \text{otherwise.} \end{cases} \quad (2)$$

We employ two stages of training to make use of both chosen ( $y = 1$ ) and rejected ( $y = 0$ ) examples for training the solver and verifier, described as follows:

**Stage 1: SFT Training** For pairs where  $y = 1$ , we have a correct solution-test pair. These are high-quality examples that reflect desired behavior, i.e., the solution  $C$  solves the problem  $P$ , and the test suite  $\mathbf{T}$  properly validates that the solution is correct. We use  $(P, C, \mathbf{T}, y = 1)$  tuples to fine-tune the model directly. The training signal here encourages the model (1) as a solver, to generate similar correct solutions for similar problems, and (2) as a verifier, to produce meaningful tests that confirm correctness. We call this the supervised fine-tuning (SFT) stage, where we optimize for both solver and verifier:

$$\mathcal{L}_{\text{SFT}_{\text{solver}}}(\theta) = -\mathbb{E}_{(P, C, \mathbf{T}): y=1} [\log S_\theta(C|P)] \quad (3)$$

$$\mathcal{L}_{\text{SFT}_{\text{verifier}}}(\phi) = -\mathbb{E}_{(P, C, \mathbf{T}): y=1} [\log V_\phi(\mathbf{T}|P, C)] \quad (4)$$

In practice, both objectives can be trained using a mixture of data consisting of chosen examples for solver and verifier.

**Stage 2: DPO Training** We now aim to form pairwise comparisons (preferences) to train both solver and verifier roles more effectively. In practice, we adopted the Direct Preference Optimization (DPO) method, but any preference tuning methods can be used at this stage.

For the solver perspective, for each problem  $P$ , and each chosen tuple  $(P, C^+, \mathbf{T}, y = 1)$ , we find a rejected tuple  $(P, C^-, \mathbf{T}, y = 0)$ . Following standard DPO training (Rafailov et al., 2024), we can formulate our policy

objective as:

$$\mathcal{L}_{\text{DPO}_{\text{solver}}}(S_{\theta}^*; S_{\theta}) = -\mathbb{E}[\log \sigma(\beta \log \frac{S_{\theta}^*(C^+|P)}{S_{\theta}(C^+|P)} - \beta \log \frac{S_{\theta}^*(C^-|P)}{S_{\theta}(C^-|P)})] \quad (5)$$

where  $\beta$  is the hyperparameter to regulate the strength of weight updates;  $S_{\theta}(C|P)$  is the probability that our model (with parameter  $\theta$ ) assigns to generating code solution  $C$  given problem  $P$ .

For the verifier perspective, similarly, for each problem  $P$ , and each chosen tuple  $(P, C, \mathbf{T}^+) : y = 1$ , find a rejected tuple  $(P, C, \mathbf{T}^-) : y = 0^2$ . The verifier-related DPO loss is then:

$$\mathcal{L}_{\text{DPO}_{\text{verifier}}}(V_{\phi}^*; V_{\phi}) = -\mathbb{E}[\log \sigma(\beta \log \frac{V_{\phi}^*(\mathbf{T}^+|P, C)}{V_{\phi}(\mathbf{T}^+|P, C)} - \beta \log \frac{V_{\phi}^*(\mathbf{T}^-|P, C)}{V_{\phi}(\mathbf{T}^-|P, C)})] \quad (6)$$

### 3.2. Synthetic Data Generation

In this section, we describe our approach to generating the synthetic data, including problem description generation, code generation, test generation and preference data generation. All related prompts can be found in Appendix A.

**Problem Description Generation** Following Magi-coder (Wei et al., 2024), we generate a large collection of programming problem descriptions that span a diverse range of topics, including those in the long tail distribution. To achieve this diversity, we sample random code snippets from various sources and prompt the model to generate programming problems inspired by these examples. This allows us to tap into a wide range of topics and create a comprehensive set of problem descriptions (as demonstrated in Figure 3).

It is noted that code generation tasks can follow different problem description formats despite having the same content. For example, here is the same problem but stated in different ways:

- Write a python function to remove the kth element from a given list.
- In the ancient Library of Alexandria, scrolls are stored in a mystical list. The librarian needs to remove a specific scroll whenever a visitor requests it.

To make our prompt sets accommodate these diverse problem description formats, we adopt some templates from the training set of different coding benchmarks (e.g., MBPP, APPS) into the original prompt to generate the problem description.

<sup>2</sup>This can be achieved by selecting any expected output that is not equal to the chosen one in the sampling space for  $T$ .

To create a self-contained coding problem description, we need to ensure it not only includes a clear problem statement but also a well-defined starter code. The starter code should contain all necessary built-in libraries and a detailed function signature description to show what should be the input and output. Therefore, after obtaining the original problem description generated by the model, we then ask the model to generate function signatures. After deduplication, we get 103,280 problem descriptions in total.

**Code Generation** We prompt the LLM to solve each problem given the generated function signature. Following the Llama 3.1 (Dubey et al., 2024), we also require the model to explain its thought process in comments, which improves code generation in both accuracy and readability.

**Test Generation** We use a pipelined approach to generate unit test sets. Specifically, we first ask the model to generate a set of valid inputs and then ask it to generate expected outputs based on the inputs.

For input generation, we ask the model to generate different types of function inputs to cover different cases including general, corner or difficult cases. For example, the following problem description should contain two different cases:

**Problem Description:**

Write a function to find the longest string in a list of strings. If the strings are not comparable due to being of different lengths, the function should return None.

```
longest_string(strings: list[str])
```

**Case 1:** strings is a list of strings.

**Case 2:** strings is empty.

For output generation, we ask the model to generate the expected output based on the problem description and input. We also find that two strategies can boost the performance of unit test generation (as demonstrated in Section 4.3):

- **Majority Voting:** The majority voting mechanism in the self-consistency approach (Wang et al., 2022) asks the model to generate multiple candidate outputs for a query, and aggregates them using a majority voting procedure to select the most commonly occurring answer.
- **Chain-of-Thought reasoning:** Following Wei et al. (2022), before outputting the expected values, we asked the model to first generate its reasoning steps.

Additionally, we employ the following strategies to ensure the quality and robustness of the generated unit tests:

- **Test Coverage Optimization:** We sample multiple candidate test cases and strategically select a subset that maximizes branch coverage of the solution code (a maximum coverage problem), ensuring comprehensive testing of different execution paths.
- **Output Diversification:** We notice that if the outputs of the test cases are not diverse enough, the solution code



can cheat by exploiting patterns in test cases. For example, if all test cases return the same value (e.g., `True`), the model could trivially pass by implementing a function that always returns that value. To address this issue, we explicitly select test samples with diverse output values.

**Synthetic Preference Data Generation** The key goal of constructing synthetic data for preference tuning, which is DPO training in our case, is to construct pairs of “chosen” and “rejected” responses to the given prompts. As illustrated in Section 3.1, the “chosen” examples are those examples where the solver agrees with the verifier, i.e., the generated codes can pass the generated tests. However, identifying “rejected” examples is considerably more complex, as it is not always clear which side is at fault when they disagree.

In previous work, Dong et al. (2024) adopts an automated quality cross verification process by selecting both test case and functions with an accuracy rate greater than 0.5. We utilize a similar cross validation strategy, but with a focus on both code and test generation. Specifically, if at least one generated solution passes all the generated tests, we will assume the solution and the test are “correct”. For training the solver, any other sampled code solutions that fail to pass these “correct” tests are treated as “rejected” examples. Similarly, for training the verifier, when we find a “correct” test  $f(x) == y$ , we revisit the original sampling space for generating expected outputs, and treat any expected outputs  $y' \neq y$  as “rejected” tests  $f(x) == y'$ . In this way, we can reuse all the chain-of-thought explanations generated by the model during the majority voting process.

## 4. Experiments

### 4.1. Experimental Setup

**Models and Datasets** We conduct experiments using Llama 3.1 8B (Dubey et al., 2024).<sup>3</sup> For the SFT and DPO training, we use the fairseq2 infrastructure (Balioglu, 2023) and run inference using vLLM (Kwon et al., 2023).

We sample the problem descriptions using Llama 3.1 based on open source snippets from the OSS-Instruct dataset (Wei et al., 2024)<sup>4</sup>. For the problem description templates, we use the training sets of some standard coding benchmark: MBPP (Austin et al., 2021), APPS (Hendrycks et al., 2021) and CodeContest (Li et al., 2022). For our experiments we only focus on Python-related coding questions.

We test both code generation and unit test generation on standard python coding benchmarks including:

- MBPP (Austin et al., 2021): A popular benchmark for

<sup>3</sup><https://huggingface.co/meta-llama/Llama-3.1-8B>

<sup>4</sup><https://huggingface.co/datasets/ise-uiuc/Magicoder-OSS-Instruct-75K>

Python code generation which focuses on relatively simple, self-contained functions.

- LiveCodeBench (Jain et al., 2024): A comprehensive and contamination-free evaluation of LLMs for code, which continuously collects new problems over time from contests across three competition platforms, namely LeetCode, AtCoder, and CodeForces.

LiveCodeBench contains both code generation and test output prediction tasks. Since MBPP does not originally include a unit test generation task, we utilize the existing gold unit tests to assess the model’s accuracy in generating expected outputs given the inputs in gold unit tests.

**Evaluation Metrics** For the code generation task, all results are obtained using greedy decoding with the pass@1 metric (Pass%). For unit test generation, we consider the following metrics:

- Accuracy (Acc%): The accuracy of test output prediction. A test output is correct only when its literal value is equal to the gold one.
- False Positive Rate (FP%): A robust unit test set should effectively differentiate between correct and incorrect code solutions. To evaluate this capability, in addition to the pass rate on correct solutions, we also evaluate the pass rate for known flawed solutions (false positive rate). To obtain flawed solutions for testing, we generate 20 candidate code solutions for each coding problem and use the gold unit tests to identify those that fail, treating them as negative examples.<sup>5</sup>

### 4.2. Evaluating SOL-VER

Table 1 reports SOL-VER’s iterative training performance for both code and test generation tasks on the MBPP and LiveCodeBench datasets.<sup>6</sup> To further show the improvement trend for SOL-VER, we plot the performance change across iterations for test generation in Figure 2 (other figures for iterative change can be found in Appendix B). The results demonstrate that SOL-VER can consistently improve the performance of the base Llama 3.1 model in both code generation and unit test generation, as illustrated by the increased pass rate for code generation, increased accuracy and decreased false positive rate for test generation at each iteration. Specifically, we have achieved an average of 19.63% and 17.49% relative improvement for code and

<sup>5</sup>We use the same Llama 3.1 8B base model to generate negative examples (temperature is set to 0.6 and top p is set to 0.9). As a result, we get 400 examples for both MBPP and LiveCodeBench separately.

<sup>6</sup>Our baseline performance for code generation differs from that reported in the Llama 3.1 technical report because we employ a unified three-shot prompt template for both MBPP and LiveCodeBench, rather than using the prompts specifically provided for MBPP. We do not include the gold test in the prompt.

Table 1. Evaluation results over training iterations for our Solver-Verifier ( SOL-VER) method.  $\Delta(\%)$  means the relative percentage change from Baseline to Iter3+DPO. Pass% means average pass rate, Acc% is accuracy, and FP% is false positive rate. SOL-VER provides large gains over the baseline on both code generation (solver) and unit test generation (verifier) tasks, which increase across iterations.

		Baseline	Iter1+SFT	Iter1+DPO	Iter2+SFT	Iter2+DPO	Iter3+SFT	Iter3+DPO	$\Delta(\%)$
<b>MBPP</b>	CodePass%	38.60	38.60	40.80	38.60	40.80	40.80	40.98	6.17
	TestAcc%	42.68	49.01	49.50	50.69	51.01	51.54	51.76	17.54
	TestFP%	12.75	12.57	10.32	10.12	10.06	9.80	9.60	24.71
<b>LiveCodeBench</b>	CodePass%	18.23	24.86	25.97	25.12	26.38	26.41	27.24	33.08
	TestAcc%	20.14	36.43	37.09	39.40	40.65	41.25	41.50	51.47
	TestFP%	20.76	20.65	19.34	19.28	19.05	18.94	18.63	10.26

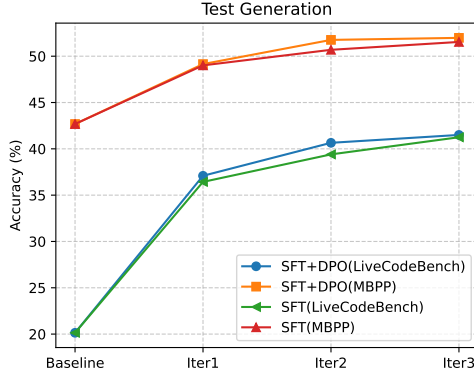


Figure 2. Iterative performance of our method, SOL-VER, for test generation. Our method outperforms the baseline and SFT training for both LiveCodeBench and MBPP benchmarks, and improve across training iterations.

test generation respectively. In particular, two interesting conclusions can be made:

- The improvement in unit test generation performance is more significant than that observed in code generation. This greater enhancement may be due to the relatively limited availability of unit test-related code data compared to code generation-related data during the pre-training phase of Llama 3.1.
- The difference between SFT+DPO and SFT-only models suggests that incorporating negative examples during preference tuning helps the model learn from errors and refine its generation strategies.

#### 4.3. Evaluating the Base Model

In Section 3.2, we discuss several strategies for improving test generation. To evaluate their effectiveness and assess the initial performance of both code generation (LLM-as-a-solver) and test generation (LLM-as-a-verifier), we conduct base model evaluation using Llama 3.1 8B on the MBPP benchmark. Specifically, we measure: (1) the pass rate

Table 2. Code generation and test generation performance for Llama 3.1 8B on the MBPP benchmark. The case pass rate represents the average pass rate per test set. CoT means Chain-of-Thought reasoning, and MV means majority voting.

Llama 3.1 8B	Pass Rate	Case Pass Rate
Code Generation	38.60%	44.20%
Test Generation	18.60%	37.60%
+ CoT	19.60%	39.60%
+ MV	24.80%	42.40%
+ CoT + MV	31.40%	47.60%
Code Reranked by Synthetic Test Rate	35.00%	42.40%

Table 3. Agreement between Iter 1 and Iter 2, and the test accuracy for the model ensemble. The ensemble approach (Ens.) refers to selecting code solutions that successfully pass both the tests generated in the first iteration and those from the second iteration.

Dataset	Acc% <sub>Iter1</sub>	Acc% <sub>Iter2</sub>	Agreement	Acc% <sub>Ens.</sub>
MBPP	49.50%	51.01%	75.14%	51.12%
LiveCodeBench	37.09%	40.65%	72.38%	40.68%

of generated code as evaluated by gold standard unit tests; and (2) the pass rate of generated unit tests when executed against the gold standard code solutions. The results are presented in the first two rows of Table 2.

As shown in the table, unit test generation significantly underperforms compared to code generation on the same set of examples. This highlights a performance gap between employing LLMs as solvers and as verifiers. This discrepancy motivates our work, as we aim to enhance verification capabilities by leveraging the strong code generation abilities of LLMs. Additionally, improvements in unit test generation can, in turn, contribute to stronger code generation.

To further improve the baseline performance on unit test generation, we utilize two sampling strategies as discussed

in Section 3.2, i.e., Majority Voting (MV) and Chain-of-Thought (CoT) Prompting, that can improve the accuracy of generated unit tests. These strategies were originally proven effective for other tasks, such as mathematical reasoning. In Table 2, we report the results after applying these strategies. As can be seen, both strategies can significantly improve the quality of unit test generation on the MBPP datasets, and combining them together yields the best result.

Nevertheless, despite these improvements, the combined strategies remain insufficient for generating an optimal test set for verification. To substantiate this claim, we report the performance of code generation reranked by the generated tests (see the last row of Table 2). Specifically, multiple code solution candidates are sampled and ranked using the generated tests as outlined in “Test Generation + CoT + MV” from Table 2. The results indicate a decline in performance compared to the original code generation, thereby demonstrating that poor-quality test generation adversely affects the final outcomes. In contrast, our proposed method, SOL-VER, effectively addresses this limitation.

#### 4.4. Evaluating Agreement between Iterations

Since models from different iterations are trained on different sets of synthetic data, which may introduce varying biases, we examine the agreement between the first and second iteration models to monitor progress across iterations. Specifically, both models are employed to generate unit tests for the MBPP benchmarks, and we measure the extent to which the unit tests produced by each model can agree on the gold code solutions. The results are given in Table 3. Both datasets exhibit performance enhancements from the first to the second iteration and maintain a high level of agreement across iterations. This indicates that, despite being trained on distinct sets of synthetic data, both iterations produce largely consistent unit test generation outputs.

Given the agreement between iterations, we evaluate the performance of a model ensemble. In this context, the ensemble approach refers to selecting code solutions that successfully pass both the tests generated in the first iteration and those from the second iteration. The ensemble demonstrated a modest improvement over the second iteration alone, indicating that integrating the outputs from both iterations can enhance overall performance. As a result, we adopt this ensemble method when generating synthetic data for the third iteration for SOL-VER, as reported in Table 1.

## 5. Ablation Study

### 5.1. Prompt and Test Analysis

**Prompt Coverage Analysis** To analyze the domain coverage of our generated coding problem set, in Figure 3, we visualize the embedding distributions of our synthetic

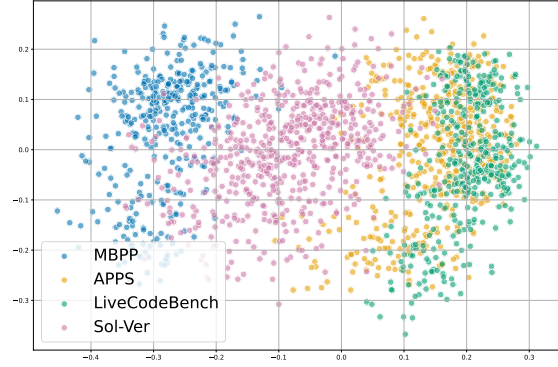


Figure 3. Prompt distribution comparison with other standard coding benchmarks. We use Principal Component Analysis (PCA) for embedding dimension reduction.

problem descriptions with those from established coding benchmarks, including MBPP, APPS, and LiveCodeBench. Specifically, we use Gecko, a compact and versatile text embedding model distilled from LLMs (Lee et al., 2024) for obtaining the sentence embeddings. The embedding distribution plot reveals that our synthetic problem set exhibits a broad and diverse coverage, encompassing a wide range of topics, difficulty levels, and programming paradigms present in the compared benchmarks.

**Progress Analysis per Iteration** To evaluate the iterative advancements of our model, we present a case study on test generation across iterations in Table 4. The results illustrate that SOL-VER progressively refines its test generation for the same set of coding problems, thereby enhancing the quality of the synthetic data. These enhancements include the generation of more accurate expected values and better adherence to required format specifications. Additionally, we monitor the execution results at each iteration and display the distribution of pass and error rates in Figure 4. As shown, the pass rate increases with each iteration, primarily due to a reduction in assertion errors, indicating an improvement in the accuracy of the predicted expected outputs.

### 5.2. Discussion on the Scoring Function

In Section 3.1, we define the scoring function for selecting the chosen / rejected solution-test pair as a binary function. In our experiments for Iter 1, we find that only 45% examples can get agreed solution-test pairs, where there is at least one code generated by the model will pass all the generated test. Consequently, the total number of preference tuning pairs is limited by the number of these selected examples.

To explore whether we can utilize the rest of the data where the pass rate is not necessarily 100%, but is still high enough to rely on, we conduct a series of experiments to discuss the potential of using a *soft pass rate* for select-

Table 4. Case study of iterative improvement made by SOL-VER’s test generator. Red highlighted tests refer to incorrect tests.

Problem	Write a function that takes an integer number of seconds as input and returns the number of minutes in that time, disregarding any remaining seconds.	Write a function that calculates and returns the greatest common divisor (GCD) of two integers using the Euclidean algorithm, with the output formatted as "GCD(a, b)= result".
Iter 1	<pre>assert minutes.in(1) == 0 assert minutes.in(3660 + 60 + 60 + 1) == 3 assert minutes.in(3660 + 60 + 60 + 60 + 60 + 1) == 5</pre>	<pre>assert pgcd(8, 7) == 1 assert pgcd(20, 25) == 5 assert pgcd(14, 6) == 2</pre>
Iter2	<pre>assert minutes.in(1) == 0 assert minutes.in(3660 + 60 + 60 + 1) == 61 assert minutes.in(3660 + 60 + 60 + 60 + 60 + 1) == 61</pre>	<pre>assert pgcd(8, 7) == "PGCD(8,7) = 1" assert pgcd(20, 25) == "PGCD(20,25) = 5" assert pgcd(14, 6) == "PGCD(14,6) = 2"</pre>
Iter3	<pre>assert minutes.in(1) == 0 assert minutes.in(3660 + 60 + 60 + 1) == 63 assert minutes.in(3660 + 60 + 60 + 60 + 60 + 1) == 65</pre>	<pre>assert pgcd(8, 7) == "GCD(8, 7) = 1" assert pgcd(20, 25) == "GCD(20, 25) = 5" assert pgcd(14, 6) == "GCD(14, 6) = 2"</pre>

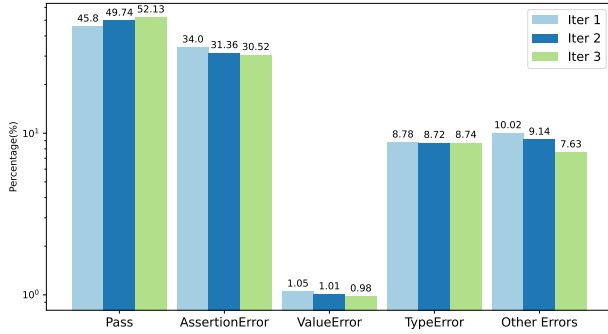


Figure 4. Pass or error distribution of synthetic data generated at each iteration.

ing preference pairs. Specifically, we change the chosen / rejected pair as  $(C^-, C^+)$ , where for the same test suite  $T$ ,  $\text{Score}(C^+, T) > \text{Score}(C^-, T)$ , and  $\text{Score}(C^+, T) \geq \epsilon$ , where  $\epsilon$  is a threshold to determine above which pass rate the test set is relatively reliable. For simplicity, we discuss three cases for  $\epsilon$ : (1)  $\epsilon > 0$  (can be any number); (2)  $\epsilon > 0.5$ ; (3)  $\epsilon > 0.75$ . For  $\text{Score}(C^-, T)$ , we also consider three cases: (1)  $\text{Score}(C^-, T)$  is a random score; (2)  $\text{Score}(C^-, T)$  is the lowest score among all sampling candidate; (3)  $\text{Score}(C^-, T)$  is the median score from the lowest to  $\text{Score}(C^+, T)$ .

In Table 5, we first present various  $\epsilon$  settings for assigning  $\text{Score}(C^-, T)$  as a random score. After identifying the optimal setting from our results ( $\epsilon > 0.75$ ), we examine the impact on  $\text{Score}(C^-, T)$ . The findings reveal that randomly selecting the threshold for a high-quality test set significantly degrades performance, despite an increase in data size. This underscores that the quality of synthetic data is more critical than its quantity. Regarding  $\text{Score}(C^-, T)$ , we found that its impact is less sensitive compared to  $\epsilon$ . Considering the overall performance, we have chosen to retain the original settings for SOL-VER to maintain simplicity.

Table 5. Code generation performance for different settings of the scoring function for selecting DPO pairs. Results indicate better results are obtained with less, but higher quality, data ( $\epsilon > 0$ ).

$\epsilon$	$> 0$	$> 0.5$	$> 0.75$	SOL-VER
Data Size	25,525	20,457	13,158	12,525
MBPP	36.00	37.00	<b>40.80</b>	<b>40.80</b>
LiveCodeBench	22.41	25.75	<b>26.18</b>	25.97
$\text{Score}(C^-, T)$	Random	Lowest	Median	SOL-VER
MBPP	<b>40.80</b>	39.00	38.60	<b>40.80</b>
LiveCodeBench	<b>26.18</b>	<b>26.18</b>	25.98	25.97

We also encourage future research to explore the potential of scoring functions design in more diverse ways.

## 6. Conclusion

In this work, we introduced SOL-VER, a novel self-play solver-verifier framework that iteratively enhances both code and unit test generation capabilities of large language models (LLMs). By enabling the model to act simultaneously as a solver and a verifier, our approach effectively leverages synthetic data to bridge the critical gap between code generation and unit test generation. Experimental results on the Llama 3.1 8B model demonstrate significant improvements in generating both high-quality code solutions and corresponding unit tests without the necessity of human-annotated data or reliance on larger teacher models. SOL-VER not only advances the state-of-the-art in automated code and test generation but also offers a scalable solution that can be adapted to various programming tasks.

There are several avenues for further enhancement of SOL-VER. Future work could explore more controlled input generation techniques to optimize the relevance and quality of synthetic data. Additionally, extending the framework



to accommodate more complex coding scenarios beyond function-level generation can broaden its applicability. Further optimization of the iterative training process could also reduce computational overhead, making the approach more efficient. Finally, evaluating the framework on larger and more diverse models will help to determine its generalizability and effectiveness across different architectures.

## References

- Alshahwan, N., Chheda, J., Finogenova, A., Gokkaya, B., Harman, M., Harper, I., Marginean, A., Sengupta, S., and Wang, E. Automated unit test improvement using large language models at meta. In *Companion Proceedings of the 32nd ACM International Conference on the Foundations of Software Engineering*, pp. 185–196, 2024.
- Austin, J., Odena, A., Nye, M., Bosma, M., Michalewski, H., Dohan, D., Jiang, E., Cai, C., Terry, M., Le, Q., et al. Program synthesis with large language models. *arXiv preprint arXiv:2108.07732*, 2021.
- Balioglu, C. fairseq2, 2023. URL <http://github.com/facebookresearch/fairseq2>.
- Chaudhary, S. Code alpaca: An instruction-following llama model for code generation. <https://github.com/sahil280114/codealpaca>, 2023.
- Dong, G., Lu, K., Li, C., Xia, T., Yu, B., Zhou, C., and Zhou, J. Self-play with execution feedback: Improving instruction-following capabilities of large language models. *arXiv preprint arXiv:2406.13542*, 2024.
- Dubey, A., Jauhri, A., Pandey, A., Kadian, A., Al-Dahle, A., Letman, A., Mathur, A., Schelten, A., Yang, A., Fan, A., et al. The llama 3 herd of models. *arXiv preprint arXiv:2407.21783*, 2024.
- Hendrycks, D., Basart, S., Kadavath, S., Mazeika, M., Arora, A., Guo, E., Burns, C., Puranik, S., He, H., Song, D., and Steinhardt, J. Measuring coding challenge competence with apps. *NeurIPS*, 2021.
- Hoffmann, J., Borgeaud, S., Mensch, A., Buchatskaya, E., Cai, T., Rutherford, E., Casas, D. d. L., Hendricks, L. A., Welbl, J., Clark, A., et al. Training compute-optimal large language models. *arXiv preprint arXiv:2203.15556*, 2022.
- Jain, N., Han, K., Gu, A., Li, W.-D., Yan, F., Zhang, T., Wang, S., Solar-Lezama, A., Sen, K., and Stoica, I. Livecodebench: Holistic and contamination free evaluation of large language models for code. *arXiv preprint arXiv:2403.07974*, 2024.
- Kaplan, J., McCandlish, S., Henighan, T., Brown, T. B., Chess, B., Child, R., Gray, S., Radford, A., Wu, J., and Amodei, D. Scaling laws for neural language models. *arXiv preprint arXiv:2001.08361*, 2020.
- Kwon, W., Li, Z., Zhuang, S., Sheng, Y., Zheng, L., Yu, C. H., Gonzalez, J., Zhang, H., and Stoica, I. Efficient memory management for large language model serving with pagedattention. In *Proceedings of the 29th Symposium on Operating Systems Principles*, pp. 611–626, 2023.
- Lee, J., Dai, Z., Ren, X., Chen, B., Cer, D., Cole, J. R., Hui, K., Boratko, M., Kapadia, R., Ding, W., et al. Gecko: Versatile text embeddings distilled from large language models. *arXiv preprint arXiv:2403.20327*, 2024.
- Li, Y., Choi, D., Chung, J., Kushman, N., Schrittwieser, J., Leblond, R., Eccles, T., Keeling, J., Gimeno, F., Dal Lago, A., et al. Competition-level code generation with alpha-code. *Science*, 378(6624):1092–1097, 2022.
- Luo, Z., Xu, C., Zhao, P., Sun, Q., Geng, X., Hu, W., Tao, C., Ma, J., Lin, Q., and Jiang, D. Wizardcoder: Empowering code large language models with evol-instruct. *arXiv preprint arXiv:2306.08568*, 2023.
- McAleese, N., Pokorny, R. M., Uribe, J. F. C., Nitishinskaya, E., Trebacz, M., and Leike, J. Llm critics help catch llm bugs. *arXiv preprint arXiv:2407.00215*, 2024.
- Rafailov, R., Sharma, A., Mitchell, E., Manning, C. D., Ermon, S., and Finn, C. Direct preference optimization: Your language model is secretly a reward model. *Advances in Neural Information Processing Systems*, 36, 2024.
- Roziere, B., Gehring, J., Gloeckle, F., Sootla, S., Gat, I., Tan, X. E., Adi, Y., Liu, J., Sauvestre, R., Remez, T., et al. Code llama: Open foundation models for code. *arXiv preprint arXiv:2308.12950*, 2023.
- Wang, X., Wei, J., Schuurmans, D., Le, Q., Chi, E., Narang, S., Chowdhery, A., and Zhou, D. Self-consistency improves chain of thought reasoning in language models. *arXiv preprint arXiv:2203.11171*, 2022.
- Wang, Y., Kordi, Y., Mishra, S., Liu, A., Smith, N. A., Khashabi, D., and Hajishirzi, H. Self-instruct: Aligning language models with self-generated instructions. In *Proceedings of the 61st Annual Meeting of the Association for Computational Linguistics (Volume 1: Long Papers)*, pp. 13484–13508, 2023.
- Wei, J., Wang, X., Schuurmans, D., Bosma, M., Xia, F., Chi, E., Le, Q. V., Zhou, D., et al. Chain-of-thought prompting elicits reasoning in large language models. *Advances in neural information processing systems*, 35:24824–24837, 2022.

Wei, Y., Wang, Z., Liu, J., Ding, Y., and Zhang, L. Magi-coder: Empowering code generation with oss-instruct. In *Forty-first International Conference on Machine Learning*, 2024.

Zhang, K., Li, G., Dong, Y., Xu, J., Zhang, J., Su, J., Liu, Y., and Jin, Z. Codedpo: Aligning code models with self generated and verified source code. *arXiv preprint arXiv:2410.05605*, 2024.

Zhou, C., Liu, P., Xu, P., Iyer, S., Sun, J., Mao, Y., Ma, X., Efrat, A., Yu, P., Yu, L., et al. Lima: Less is more for alignment. *Advances in Neural Information Processing Systems*, 36, 2024.

## A. Prompt Template

### Prompt for Generating Problem Description

[Code Snippet]

```
for (first_p, second_p) in zip_longest(diag1, diag2):
    assert first_p[0] == pytest.approx(second_p[0])
    assert first_p[1] == pytest.approx(second_p[1])
```

[Template]

Polycarp is reading a book consisting of  $n$  pages numbered from 1 to  $n$ . Every time he finishes the page with the number divisible by  $m$ , he writes down the last digit of this page number. For example, if  $n = 15$  and  $m = 5$ , pages divisible by  $m$  are 5, 10, 15. Their last digits are 5, 0, 5 correspondingly, their sum is 10.

Your task is to calculate the sum of all digits Polycarp has written down.

You have to answer  $q$  independent queries.

[Instruction]

Please gain inspiration from the previous random code snippet and template to create a high-quality python programming problem.

Rules:

- Never mention the “code snippet”.
- Don’t write the solution.
- Do not specify constraints nor example inputs/outputs.
- The inspiration is just an inspiration. You can deviate from it.
- The solution of the problem should be only one function, not an entire program.
- The problem should be self-contained.

### Prompt for Generating Function Signature

<Problem1>

Write a function to find the similar elements from the given two tuple lists.

</Problem1>

<Signature1>

similar\_elements(test\_tup1: list, test\_tup2: list) ->list

</Signature1>

<Problem2>

Write a python function to identify non-prime numbers.

</Problem2>

<Signature2>

**Prompt for Generating Test Input**

&lt;Q1&gt;

Write a function to find the longest string in a list of strings. If the strings are not comparable (due to being of different lengths), the function should return None. function signature: longest\_string(strings: list[str])

&lt;/Q1&gt;

&lt;ANALYSIS1&gt;

- Case 1: 'strings' is a list of strings.
- Case 2: 'strings' is empty.

&lt;/ANALYSIS1&gt;

&lt;INPUTS1&gt;

```
longest_string(['dog', 'cat', 'elephant']) # Consider case 1.
```

```
longest_string([]) # Consider case 2.
```

&lt;/INPUTS1&gt;

&lt;Q2&gt;

Write a function to check if the given string represents a sequence of ASCII characters. The function should be able to handle different types of sequences, such as lists, tuples, and NumPy arrays. The function should return True if the sequence contains only ASCII characters, and False otherwise.

function signature: is\_ascii(seq: list) -> bool

&lt;/Q2&gt;

&lt;ANALYSIS2&gt;



## Prompt for Generating Test Output

&lt;Q1 &gt;

Write a function to find the similar elements from the given two tuple lists.

function signature: similar\_elements(test\_tup1: Tuple, test\_tup2: Tuple)

&lt;/Q1 &gt;

&lt;INPUT1 &gt;

similar\_elements((3, 4, 5, 6), (5, 7, 4, 10))

&lt;/INPUT1 &gt;

&lt;ANALYSIS1 &gt;

- In the first tuple (3, 4, 5, 6), the elements 4 and 5 are present.
- In the second tuple (5, 7, 4, 10), the elements 4 and 5 are also present.
- Since 4 and 5 are present in both tuples, they should be included in the output.
- The other elements in the tuples (3, 6, 7, and 10) are not present in both tuples, so they should not be included in the output.
- So the expected output is (4, 5).

&lt;/ANALYSIS1 &gt;

&lt;OUTPUT1 &gt;

assert similar\_elements((3, 4, 5, 6), (5, 7, 4, 10)) == (4, 5)

&lt;/OUTPUT1 &gt;

&lt;Q2 &gt;

Write a python function to identify non-prime numbers.

function signature: is\_not\_prime(n: int)

&lt;/Q2 &gt;

&lt;INPUT2 &gt;

is\_not\_prime(2)

&lt;/INPUT2 &gt;

&lt;ANALYSIS2 &gt;

- One of the fundamental properties of prime numbers is that they can only be divided evenly by 1 and themselves.
- 2 is considered a prime number because it can only be divided evenly by 1 and itself.
- So 2 is a prime, and the expected output is False.

&lt;/ANALYSIS2 &gt;

&lt;OUTPUT2 &gt;

assert is\_not\_prime(2) == False

&lt;/OUTPUT2 &gt;

&lt;Q3 &gt;

Write a function to find all words which are at least 4 characters long in a string by using regex.

function signature: find\_char\_long(text: str)

&lt;/Q3 &gt;

&lt;INPUT3 &gt;

find\_char\_long('Jing Eco and Tech')

&lt;/INPUT3 &gt;

&lt;ANALYSIS3 &gt;

- For the first word 'Jing', it's 4 characters long, and  $4 \geq 4$ , so it should be included.
- For the second word 'Eco', it's 3 characters long, and  $3 < 4$ , so it should NOT be included.
- For the third word 'and', it's 3 characters long, and  $3 < 4$ , so it should NOT be included.
- For the fourth word 'Tech', it's 4 characters long, and  $4 \geq 4$ , so it should be included.
- To sum up, the output is ['Jing', 'Tech'].

&lt;/ANALYSIS3 &gt;

&lt;OUTPUT3 &gt;

assert find\_char\_long('Jing Eco and Tech') == ['Jing', 'Tech']

&lt;/OUTPUT3 &gt;

&lt;Q4 &gt;

function signature:

&lt;/Q4 &gt;

&lt;INPUT4 &gt;

&lt;/INPUT4 &gt;

&lt;ANALYSIS4 &gt;

## B. Performance Change Across Iterations

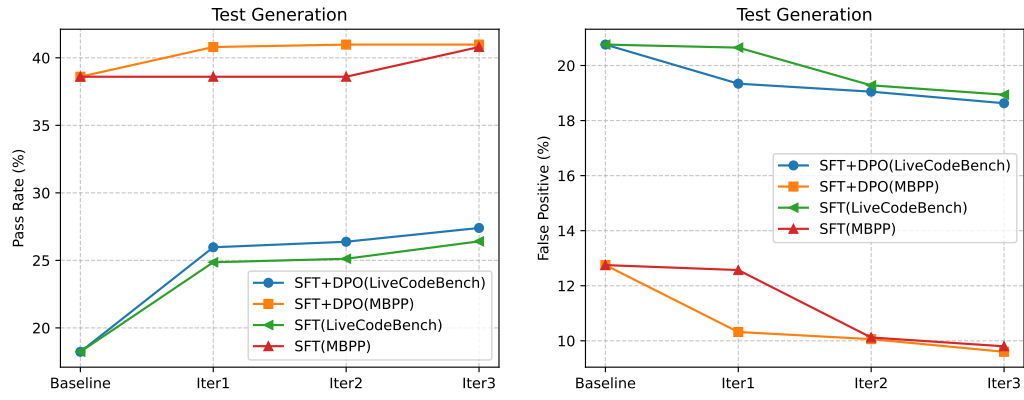


Figure 5. Performance of Solver-Verifier Framework.