

# SQL4NN: Validation and expressive querying of models as data

Mark Gerarts\* Juno Steegmans† Jan Van den Bussche‡

Data Science Institute, Hasselt University, Belgium

## Abstract

We consider machine learning models, learned from data, to be an important, intensional, kind of data in themselves. As such, various analysis tasks on models can be thought of as queries over this intensional data, often combined with extensional data such as data for training or validation. We demonstrate that relational database systems and SQL can actually be well suited for many such tasks.

## 1 Introduction

Any serious machine learning project will quickly produce a multitude of models learned from data. These models are then validated, tested in different ways, modified, retrained, and archived or deployed. This multitude of models also constitutes valuable data in itself. We may refer to such data as *intensional*, in contrast to what we already know as *extensional* data: training data, background data, data for validation, etc.

Our point of view in this paper is that *models are data too* and should be managed using database technology, just like the extensional data. In particular, we should be able to *query* models. Indeed, many tasks that we usually consider as validation, analysis, explanation, verification, pruning, etc., of models [Rud19, Alb21, LAL<sup>+</sup>21, Mol22, Tes21], can actually be considered as expressive database queries over extensional and intensional data. We give some examples:

(1) Evaluating specified models in the database on specified inputs in the database, e.g., for validation or debugging. This also includes comparing different models on given inputs. This example will probably not be surprising to the reader, but note here that the models are not fixed and part of the query, but instead are intensional data, also stored in the database.

(2) Feature attribution: given a model and an input, compute for each feature its relevance to the output of the model on that input.

---

\*Corresponding author: mark.gerarts@student.uhasselt.be

†juno.steegmans@uhasselt.be

‡jan.vandenbussche@uhasselt.be

(3) Verifying a model on possibly unseen inputs. This goes a level up. For example, given a model for a speed control, we can ask if it would ever output a speed above 70 mph, on any possible input. It is not clear whether a standard query language would be able to express such queries.

(4) Function geometry reconstruction. This generalizes the previous example and makes possible various other analyses. The function represented by a feedforward neural network with ReLU activations is piecewise linear. We can ask for all breakpoints of the function and the pieces between them. For example, this allows us to compute definite integrals of the function represented by a model [GSSVdB24].

(5) Pruning models. For example, given a neural network, find all hidden units that can be pruned, since they give a very weak signal on all inputs from some training data set [HPT<sup>+</sup>15]. Note that this kind of querying is again different, since we are looking inside the models, opening up the black boxes, so to speak.

We refer to queries of the kind illustrated in 1 and 2 above as *evaluation* queries; those like 3 and 4 as *verification* queries; and those like 5 as *white-box* queries.

## 2 SQL as a model-query language

Our goal is to demonstrate that SQL is, in principle, well-suited to support expressive querying of models. SQL can cover relevant queries from all three types of our taxonomy (evaluation, verification, and white-box queries). We will focus in our demo on a basic but fundamental class of models: feedforward neural networks with ReLU activations [GBC16].

Neural networks, both the architecture as a graph of nodes and edges, and the weights, can be naturally represented in relations. It is not surprising that SQL can express *evaluation* queries; see Section 3. Using SQL for *white-box* queries has been much less considered. Our contribution is to propose the idea of model querying, and to demonstrate it in practice, “out of the box”, on small but real-world neural networks. Moreover, model querying presents a nice application of *recursive* queries in SQL, as we will see.

That *verification* queries are expressible in SQL is more surprising. Our demo provides the practical confirmation of a recent theoretical result (by Grohe, Standke, and two of us [GSSVdB24]) to this effect. Specifically, the theorem considers first-order logic over the reals, with linear arithmetical constraints, to query real functions. This is the standard logic for expressing properties to be verified on neural networks [Alb21]. For fixed network depths, it is shown that this logic can indeed be simulated in SQL, working over relations storing a neural network representing the function to be queried.

### 3 Related Work

Expressive querying of models stored as intensional data is, to the best of our knowledge, an original idea. At the same time, this idea fits more broadly in the important general theme of integrating machine learning tasks in database systems; there has been much research on this theme, as covered in surveys and monographs [BJY19, MV21, SS22].

Specifically on applications of SQL to machine learning, there has been interesting work on using and extending SQL to not only invoke [HRS<sup>+</sup>12], but also train machine learning models [LGG<sup>+</sup>18, S<sup>+</sup>22, MLWV21]. In essence, the latter also involves evaluation-type queries over models. Our novel focus here is on using SQL for the analysis of already learned models, stored as intensional data in the database.

We also note that the general idea of querying intensional data, other than machine learning models, has repeatedly surfaced in database research, e.g., constraints [KKR95], schemas [LSS99], or even queries as data [S<sup>+</sup>84, VdBV05].

### 4 Demo overview

A video presenting our demo is available: <https://vimeo.com/1042270724>. Everything shown in the video is implemented. The database system running SQL is DuckDB, and supporting code is in Python with supporting libraries, including PyTorch.

#### 4.1 Deploying stored models

##### Evaluating a network

A neural network can be straightforwardly stored in two tables. Table `Node(id, bias)` contains all units: input, hidden, as well as output, with their bias (input units have no bias; we set a default value there). Table `Edge(src, dst, weight)` stores the weights of the connections between units. By adding a column `model_id` to both tables, we can also store multiple models.

An input vector can be stored in a table `Input(in_id, val)`, giving values to the input units. (Note that the input units can be readily identified by querying for nodes without an incoming edge.) Again, multiple input vectors can be represented by adding a column `vec_id`.

When evaluating a network on an input vector, every unit  $u$  from the first hidden layer gets as value

$$\sigma(u.bias + \sum_{(v,u,w) \in \text{Edge}} w \cdot v.value), \tag{1}$$

with  $\sigma$  an activation function expressible in SQL; we will work with  $\text{ReLU}(x) = \max(0, x)$ . Here,  $v.value$  is the value given to input unit  $v$  which can be obtained

by joining with the `Input` table. This is straightforward to express in SQL, resulting in a view `Layer1(id, val)`. Subsequent layers are evaluated similarly.

### Demo: MNIST

We have explained that, when the depth of the network is known, evaluation can be expressed by a fixed composition of SQL views. In our demo, we show this using the PyTorch-supplied example network trained on the MNIST dataset for handwritten digit recognition. This is a convolutional neural network, but we transform it to a graph structure to store it in relations. Also, the output layer does not use ReLU, but softmax, which is expressible in SQL using arithmetic expressions and max aggregation. In our demo, we apply this to recognizing handwritten zip codes. We also show how to compare multiple models (variants of the MNIST network of different sizes) on digits drawn by hand by the user during the demo. All this runs interactively in SQL.

### Recursion

When the depth of the stored network is not known, we cannot define a fixed number of views `Layer1` to `Layer5`, say. Instead, a single view `Values(id, val)` with values for all units in all layers must be constructed progressively, layer by layer. Thereto, we use SQL recursion (recursive with-clause). DuckDB supports recursive views involving aggregation, which is crucial for our purposes. Interestingly, the evaluation query is faster with recursion than without (on a network of known depth), as shown in Figure 1(e).

We further analyzed the running time of the recursive evaluation query in an experimental setting similar to the MNIST example ( $28 \times 28$  input units, 4 layers, 10K hidden units in each layer). We then varied input length, input size, depth, and layer size independently. The results are shown in Figure 1(a–d), showing linear scaling in all parameters except for layer size, which indeed is quadratic: since we are considering a fully connected feedforward network, there are  $s^2$  edges between successive layers, where  $s$  is the layer size. Since our demo is meant to be interactive, both for this experiment and the demo video we run everything on a commodity laptop (AMD Ryzen 7 at 3.6GHz with 16GB RAM and 150GB SSD free space running Ubuntu 22.04.4).

## 4.2 Model geometry reconstruction

We demonstrate verification querying in SQL by showing how to reconstruct the geometry of a function defined intensionally by a stored ReLU network. Even with a single hidden layer, such networks can approximate any continuous function on a compact interval [Pin99]. Due to the use of ReLU, the represented function is always piecewise linear. So let us consider networks with a single input, one hidden layer (arbitrarily large), and a single output. As before, the network is stored in relations `Node` and `Edge`.

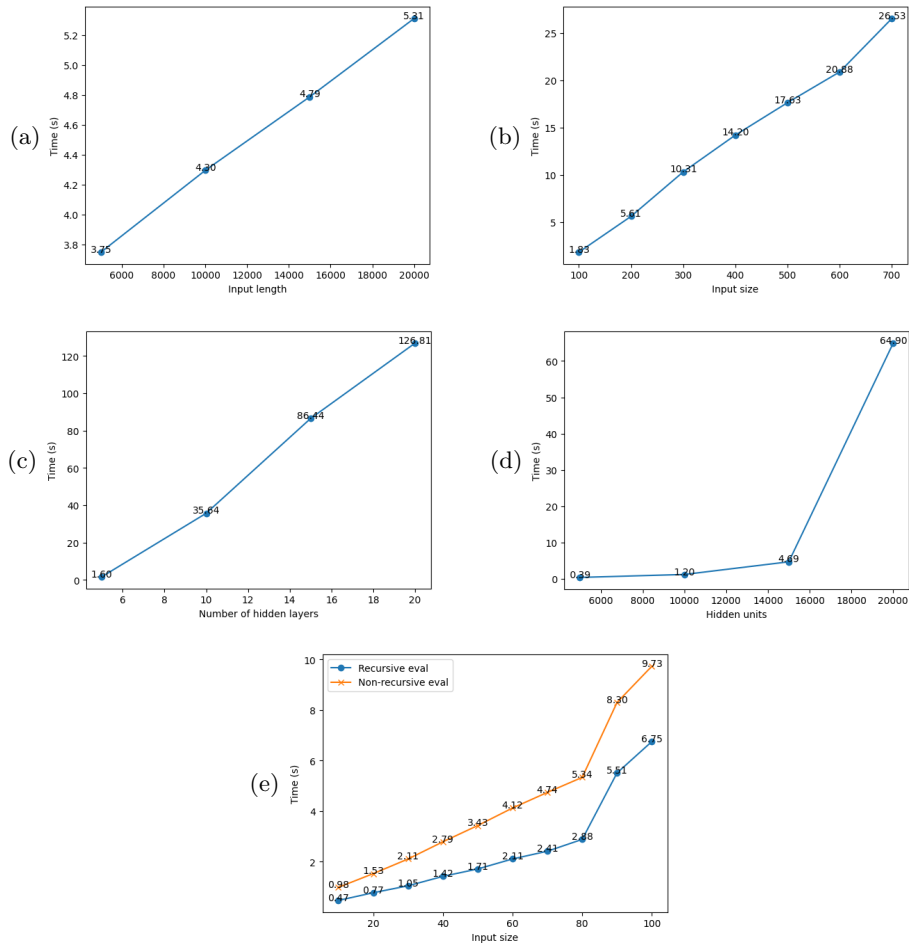


Figure 1: (a)–(d): Scaling input vector length; number of input vectors to be evaluated; depth of the network; number of hidden neurons in every layer. (e) Evaluating a depth-5 network on multiple input vectors is faster with a recursive SQL view than with a fixed composition of 5 non-recursive views.

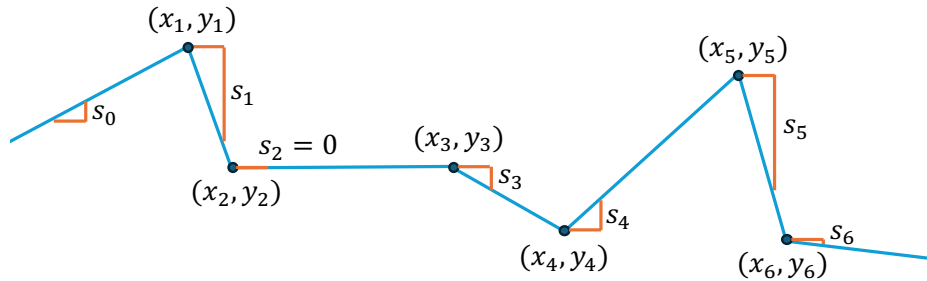


Figure 2: Breakpoints and slopes. The blue line is the represented function.

As the function represented by the network is piecewise linear, we can reconstruct its geometry in SQL if we are able to define views `Breakpoints(x, y)` and `Slopes(x, s)` containing the breakpoints between the pieces, and the slopes of the pieces, as illustrated in Figure 2. (We also need the initial slope  $s_0$  which can be a separate singleton view.) These views allow us to verify various properties of the network. For example, querying the views for the initial slope, the maximum  $y$ , and the slope of the last piece, we can easily check if the function ever exceeds some threshold value (compare the speed control example from the Introduction).

Expressing these views is an interesting application of SQL. We can identify breakpoints with the hidden units, which are readily retrieved from the `Node` and `Edge` columns. Taking into account equation 1 in Section 4.1, the  $x$ -coordinate of the breakpoint generated by unit  $u$  equals  $-u.bias/w$ , where  $(v, u, w) \in \text{Edge}$  and  $v$  is the input unit. The  $y$ -coordinates can be computed using the evaluation query we already discussed above. Slopes can be determined by querying for successive breakpoints and using the high-school math formula for slope. Thus, this is all well expressible in SQL.

### Demo: sine wave, computing integrals

We have stored in our database a neural network, trained beforehand, that approximates a sine wave. The demo first visualizes the piecewise linear function represented by the network, closely following the sine function. We then retrieve the geometry (pieces) by interactively materializing the SQL views `Breakpoints` and `Slopes`.

To illustrate that these views allow a variety of further verifications, we also demonstrate an SQL query that computes the definite integral of the piecewise linear function. The integral of a sine wave over one period is 0, so the correct result returned by SQL is readily verifiable by the demo audience.

### 4.3 White-box querying

White-box querying refers to querying and inspecting the model structure directly. For example, we can query for the number of neurons, the number of distinct connections, or the depth of the network (using recursion). But there is more.

#### Pruning

Pruning machine learning models to make them smaller without losing effectiveness is a huge topic [Tes21]. A basic but effective form of pruning neural networks consists of removing connections (edges) with weight close to zero [HPT+15]; this may leave neurons unconnected which may then be pruned.

These are easy queries on the `Edge` relation. For example, the following query returns all nodes that have only incoming edges with weights close to zero: ( $\epsilon > 0$  is a small parameter)

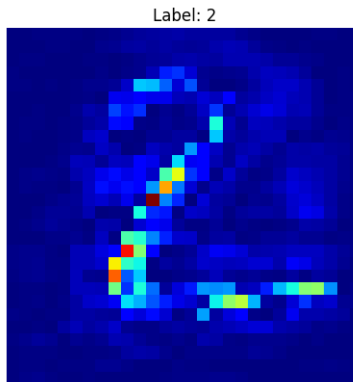


Figure 3: Saliency map for a  $28 \times 28$  image of a handwritten digit.

```
select dst from Edges group by dst
having -epsilon < min(weight) and max(weight) < epsilon
```

### Demo: interactive slider

In the demo, we will consider a standard MNIST network and five smaller versions of it. The original network has a few prunable neurons, but going smaller decreases this number. On the other hand, increasing  $\epsilon$  increases the number. Using a slider for epsilon, the audience can play with these effects. The SQL queries run interactively.

### Saliency maps

Explaining the output of a model on a given input is a huge area [Mol22, BGG<sup>+</sup>23]. Here we demonstrate a very crude method, where we compare the output with the output produced on a perturbation of the input, with that component dropped or set to zero. A measure of the difference of the two outputs (e.g., the absolute value) may be called the *saliency* of the component under consideration for that input. When the input is an image, this results in a “poor man’s” saliency map as illustrated in Figure 3 (actual saliency map techniques work with backpropagation).

The data for this Figure was indeed generated by SQL; let us see how. In Section 4.1 we have seen how to define a view `Values(id, val)` returning the value (`val`) of each network unit (`id`) when evaluating the network on an input vector stored in relation `Input(in_id, val)`. We can expand this relation to contain a set of perturbed input vectors as follows:

```
create view PInputs as
select I2.in_id as d_id, I1.in_id,
       (case when I1.in_id=I2.d_id then 0 else I1.val) as val
from Input I1, Input I2
```

Here, `d_id` is the “dropped” input unit, set to zero. This `d_id` column now effectively can play the role of a `vec_id` (cf. Section 4.1) to store a set of input vectors in a single relation. We can easily generalize the SQL queries for evaluating a network to evaluate such a set of input vectors in parallel. It now remains to join that result with the result of evaluating the original input vector, and to return the differences in outputs. The exact SQL expressions will be visible during the demo.

*Remark.* Instead of “dropping” an input by setting it to zero, we may also really omit it from the neural network. This can be done by an alternative SQL approach where, instead of modifying the `Input` table as done above, we modify the `Edge` table. Specifically, we will define a view `MEdges(d_id, src, dst, weight)` such that `(src, dst, weight)` is a tuple in the `Edge` graph where node `d_id` is dropped. Now `d_id` can play the role of a `model_id` (cf. Section 4.1) so that `MEdge` stores a set of models. As before we now evaluate all these models in parallel, joining with the original `Input` relation. Interestingly, the same approach also works for dropping hidden units, allowing to compute saliency or relevance of these as well. Such queries qualify as highly expressive, true white-box queries.

### Demo: Saliency

In our demo we continue with the MNIST model and let the audience draw a digit, upon which we compute its classification in SQL as before, but also compute a saliency map. The full and self-contained SQL saliency query is rather complex and takes too long to run interactively on a commodity laptop. We can circumvent this by running the  $28 \times 28$  perturbed evaluations separately, still each in SQL, but in a concurrent loop governed by Python.

## 5 Conclusion

Much research is being done towards in-database machine learning (cf. Section 3). We have shown that data systems supporting SQL also support the further analysis of learned models (which often integrates with learning, e.g., in the pruning application). Our current demonstration is a proof of concept and analyzes small (but realistic) models running on a laptop; further experimentation with state-of-the-art data systems for ML should explore the handling of large models. Other questions for further research are: Can graph databases bring a benefit for our purposes, compared to SQL? How about other models, like decision trees [ABB<sup>+</sup>21, ABB<sup>+</sup>24], or other neural network architectures?

## References

- [ABB<sup>+</sup>21] M. Arenas, D. Báez, P. Barceló, J. Pérez, and B. Subercaseaux. Foundations of symbolic languages for model interpretability. In M. Ranzato et al., editors, *Proceedings 34th Annual Conference on Neural Information Processing Systems*, pages 11690–11701, 2021.



- [ABB<sup>+</sup>24] M. Arenas, P. Barceló, D. Bustamente, J. Caraball, and B. Subercaseaux. A uniform language to explain decision trees. In P. Marquis, M. Ortiz, and M. Pagnucco, editors, *Proceedings 21st International Conference on Principles of Knowledge Representation and Reasoning*, pages 60–70. IJCAI Organization, 2024.
- [Alb21] A. Albarghouthi. Introduction to neural network verification. *Foundations and Trends in Programming Languages*, 7(1–2):1–157, 2021.
- [BGG<sup>+</sup>23] F. Bodria, F. Giannotti, R. Guidotti, F. Naretto, D. Pedreschi, and S. Rinzivillo. Benchmarking and survey of explanation methods for black box models. *Data Mining and Knowledge Discovery*, 37:1719–1778, 2023.
- [BJY19] M. Boehm, A. Jumar, and J. Yang. *Data Management in Machine Learning Systems*. Synthesis Lectures on Data Management. Springer Cham, 2019.
- [GBC16] I. Goodfellow, Y. Bengio, and A. Courville. *Deep Learning*. MIT Press, 2016.
- [GSSVdB24] M. Grohe, C. Standke, J. Steegmans, and J. Van den Bussche. Query languages for neural networks. arXiv:2408.10362, 2024. To appear at International Conference on Database Theory, Barcelona, March 2025.
- [HPT<sup>+</sup>15] S. Hand, J. Pool, J. Tran, et al. Learning both weights and connections for efficient neural network. In C. Cortes, N.D. Lawrence, D.D. Lee, M. Sugiyama, et al., editors, *Proceedings 28th Annual Conference on Neural Information Processing Systems*, pages 1135–1143, 2015.
- [HRS<sup>+</sup>12] J.M. Hellerstein, Ch. Ré, F. Schoppman, D. Zhe Wang, et al. The MADlib analytics library of MAD skills, the SQL. *Proceedings of the VLDB Endowment*, 5(12):1700–1711, 2012.
- [KKR95] P.C. Kanellakis, G.M. Kuper, and P.Z. Revesz. Constraint query languages. *Journal of Computer and System Sciences*, 51(1):26–52, August 1995.
- [LAL<sup>+</sup>21] C. Liu, T. Arnon, Ch. Lazarus, Ch. Strong, et al. Algorithms for verifying deep neural networks. *Foundations and Trends<sup>®</sup> in Optimization*, 4(3–4):244–404, 2021.
- [LGG<sup>+</sup>18] S. Luo, Z.J. Gao, M.N. Gubanov, L.L. Perez, and C.M. Jermaine. Scalable linear algebra on a relational database system. *SIGMOD Record*, 47(1):24–31, 2018.

- [LSS99] L.V.S. Lakshmanan, F. Sadri, and I.N. Subramanian. On efficiently implementing SchemaSQL on an SQL database system. In *Proceedings 25th International Conference on Very Large Data Bases*, pages 471–482. Morgan Kaufmann, 1999.
- [MLWV21] N. Makrynioti, R. Ley-Wild, and V. Vassalos. Machine learning in SQL by translation to TensorFlow. In M. Boehm, J. Stoyanovich, and S. Whang, editors, *Proceedings 5th Workshop on Data Management for End-to-End Machine Learning*, pages 2:1–2:11. ACM, 2021.
- [Mol22] Ch. Molnar. *Interpretable Machine Learning: A Guide for Making Black Box Models Explainable*. Second edition, 2022.
- [MV21] N. Makrynioti and V. Vassalos. Declarative data analytics: A survey. *IEEE Transactions on Knowledge and Data Engineering*, 33:2392–2411, June 2021.
- [Pin99] A. Pinkus. Approximation theory of the MLP model in neural networks. *Acta Numerica*, 8:143–195, 1999.
- [Rud19] C. Rudin. Stop explaining black box machine learning models for high stakes decisions and use interpretable models instead. *Nature Machine Intelligence*, 1:206–215, 2019.
- [S<sup>+</sup>84] M. Stonebraker et al. QUEL as a data type. In B. Yormark, editor, *Proceedings of SIGMOD 84 Annual Meeting*, volume 14:2 of *SIGMOD Record*, pages 208–214. ACM Press, 1984.
- [S<sup>+</sup>22] M.E. Schüle et al. Recursive SQL and GPU-support for in-database machine learning. *Distributed and Parallel Databases*, 40(2–3):205–259, 2022.
- [SS22] M. Schlegel and K.-U. Sattler. Management of machine learning lifecycle artifacts: A survey. *SIGMOD Record*, 51(4):18–35, 2022.
- [Tes21] H. Tessier. Neural network pruning 101. Towards Data Science, September 2021. <https://towardsdatascience.com/neural-network-pruning-101-af816aaea61>.
- [VdBVV05] J. Van den Bussche, S. Vansummeren, and G. Vossen. Towards practical meta-querying. *Information Systems*, 30(4):317–332, 2005.