

# Rumor Detection by Multi-task Suffix Learning based on Time-series Dual Sentiments

Zhiwei Liu<sup>1</sup> Kailai Yang<sup>1\*</sup> Eduard Hovy<sup>2,3</sup> Sophia Ananiadou<sup>1</sup>

<sup>1</sup> The University of Manchester <sup>2</sup> The University of Melbourne <sup>3</sup> Carnegie Mellon University  
{zhiwei.liu,kailai.yang,sophia.ananiadou}@manchester.ac.uk  
eduard.hovy@unimelb.edu.au

## Abstract

The widespread dissemination of rumors on social media has a significant impact on people’s lives, potentially leading to public panic and fear. Rumors often evoke specific sentiments, resonating with readers and prompting sharing. To effectively detect and track rumors, it is essential to observe the fine-grained sentiments of both source and response message pairs as the rumor evolves over time. However, current rumor detection methods fail to account for this aspect. In this paper, we propose MSuf, the first multi-task suffix learning framework for rumor detection and tracking using time series dual (coupled) sentiments. MSuf includes three modules: (1) an LLM to extract sentiment intensity features and sort them chronologically; (2) a module that fuses the sorted sentiment features with their source text word embeddings to obtain an aligned embedding; (3) two hard prompts are combined with the aligned vector to perform rumor detection and sentiment analysis using one frozen LLM. MSuf effectively enhances the performance of LLMs for rumor detection with only minimal parameter fine-tuning. Evaluating MSuf on four rumor detection benchmarks, we find significant improvements compared to other emotion-based methods.

## 1 Introduction

Rumors, one type of misinformation, are typically widely circulated stories or statements that have not been confirmed or verified as fact (DiFonzo and Bordia, 2007). All rumors start as uncertain and are later classified as true (verified), false (debunked), or unverified (keep uncertain) (Zubiaga et al., 2016). The characteristics of social media that enable widespread dissemination have become the primary carriers for the propagation of rumors (Reshi and Ali, 2019). Widespread rumors can cause serious consequences in real life, including

political events, the economy, and social stability (Cao et al., 2018). Figure 4 shows several examples. As such, the need for high-performance methods to automatically detect rumors is becoming increasingly urgent.

Misinformation often triggers specific emotions/sentiments to encourage re-shares, highlighting the critical role of sentiment and emotion in misinformation detection tasks (Liu et al., 2024e). Posts on social media typically consist of a source and corresponding comments, both of which convey sentiments. The pairing of source-response emotions/sentiments is commonly referred to as “dual emotion” (Zhang et al., 2021). Notably, the sentiments expressed in comments typically change dynamically over time (Nguyen et al., 2012). Moreover, sentiment intensity is a fine-grained dimension of sentiment analysis, typically scored between 0 and 1, where 0 indicates strong negativity and 1 indicates strong positivity (Wang et al., 2018), which can help capture the sentiments that change dynamically over time (Hutto and Gilbert, 2014).

Numerous studies have explored rumor detection, including time-based methods (Guo and Song, 2022; Qu et al., 2024; Cavalcante et al., 2024) and LLMs-based methods (Augenstein et al., 2024; Hu et al., 2024; Wang et al., 2024b). Some researchers apply multi-task structures to integrate emotion information (Ekbali and Kumari, 2024; Jiang et al., 2024a; Kumari et al., 2024) and several studies enhance LLMs through fine-tuning or RAG based on sentiment features (Liu et al., 2024b,c). Unfortunately, most of these studies focus only on the coarse-grained sentiment of the source, ignoring fine-grained pair-wise sentiments in both source and responses. Although certain methods do address dual emotion for rumor detection (Luvembe et al., 2023; Zhang et al., 2021; Wang et al., 2024a), they overlook the dynamic changes and rely on complex structures that consume time and resources. To bridge these gaps, it is crucial to

\*Corresponding Author

develop a framework that not only captures dual sentiment dynamics over time but also efficiently integrates them into the rumor detection process.

Prompt-tuning (Lester et al., 2021) and prefix-tuning (Li and Liang, 2021) are parameter-efficient methods that only require adjusting a small number of prefixes or prompt parameters, without modifying the original model’s parameters. These two techniques have already been applied across various fields (Peng et al., 2024; He et al., 2024; Fischer et al., 2024; Ma et al., 2024a; Wu et al., 2024; Ma et al., 2024b; Lin et al., 2023).

Inspired by these works, we propose MSuf, a novel multi-task suffix learning framework for rumor detection using time-series dual (paired) sentiments to capture dynamic sentiment information effectively. The framework contains three main modules. Given an input stream of messages, (1) an emotion LLM extracts sentiment embeddings and labels for each message-response pair, which are used to construct the time-series sequence and auxiliary task labels; (2) The Cross-Modal Fusion module aligns the temporal dual sentiment sequence with their corresponding source text to obtain aligned text-sentiment embeddings; (3) Two types of hard prompts are combined with the aligned text-sentiment stream to perform the auxiliary sentiment task and the main rumor detection task. This paper focuses on sentiment intensity (SI), which refines sentiment expression and effectively captures the differences in dual emotions as they evolve over time.

Our main contributions are:

- We conduct sentiment analysis on four rumor detection datasets and design the first pipeline to mine temporally sorted dual SI. The analysis results indicate that temporal SI is strongly correlated with the veracity of rumors.
- We propose MSuf, the first parameter-efficient multi-task suffix learning framework for rumor detection, which can also align time-series sentiments and source text.
- We evaluate the MSuf framework on a variety of rumor detection benchmarks. Results show that MSuf achieves significant improvements over other emotion-based methods, with the highest F1 increases of 15.3%, 10.9%, 23.4%, and 15.6% respectively.

## 2 Methodology

This section introduces the MSuf framework for rumor detection. We first present the dataset collections and sentiment analysis in Sec 2.1 and Sec 2.2 respectively to explore the relationship between temporal SI and rumors. Sec 2.3 to Sec 2.5 introduce the three main modules of MSuf, with the overall architecture shown in Figure 1. In the *dual sentiment mining* module (Sec. 2.3), we apply an emotion LLM to extract SI features and sort them chronologically. The *cross-modal fusion* module (Sec. 2.4) obtains the aligned embedding by fusing the dual SI stream with its source text. Finally, the *multi-task training* module (Sec. 2.5) performs rumor detection and tracking based on one frozen LLM by multi-task suffix learning after combining two hard-prompts with the aligned embedding.

### 2.1 Datasets

We collect PHEME16 (Zubiaga et al., 2016), PHEME18 (Kochkina et al., 2018), RumourEval19 (RE19) (Gorrell et al., 2019), Twitter15 (Ma et al., 2017) and Twitter16 (Ma et al., 2017) datasets. PHEME16 is a multilingual rumor dataset associated with 9 newsworthy events, containing three label values (false, true, unverified). We select the English threads in this paper. PHEME18 is an extended version of PHEME16. Each thread in PHEME18 is annotated as either rumor or non-rumor; rumors in PHEME18 are labeled as either true, false, or unverified. We combine these two-level labels by using true, false, unverified to replace the rumor label. RE19 is collected from two platforms (Twitter and Reddit), in which each news piece is labeled as true, false, or unverified. Twitter15 and Twitter16 also have four kinds of labels (true, false, unverified, non-rumor). We crawled data using conversation IDs. Due to lots of tweets being removed, we merged Twitter15 and Twitter16 and de-duplicated them into TW1516. After collecting all datasets, we remove the data items without comments. For PHEME16, PHEME18, and TW1516, we select 20% of the data as test set and keep 20% of the remaining data as the evaluation set. For RE19, we keep the original dataset split. Statistics of the four datasets are shown in Table 4.

### 2.2 Sentiment Analysis

To determine if there is a statistical dependency between time-series dual SI signals and the actual ver-

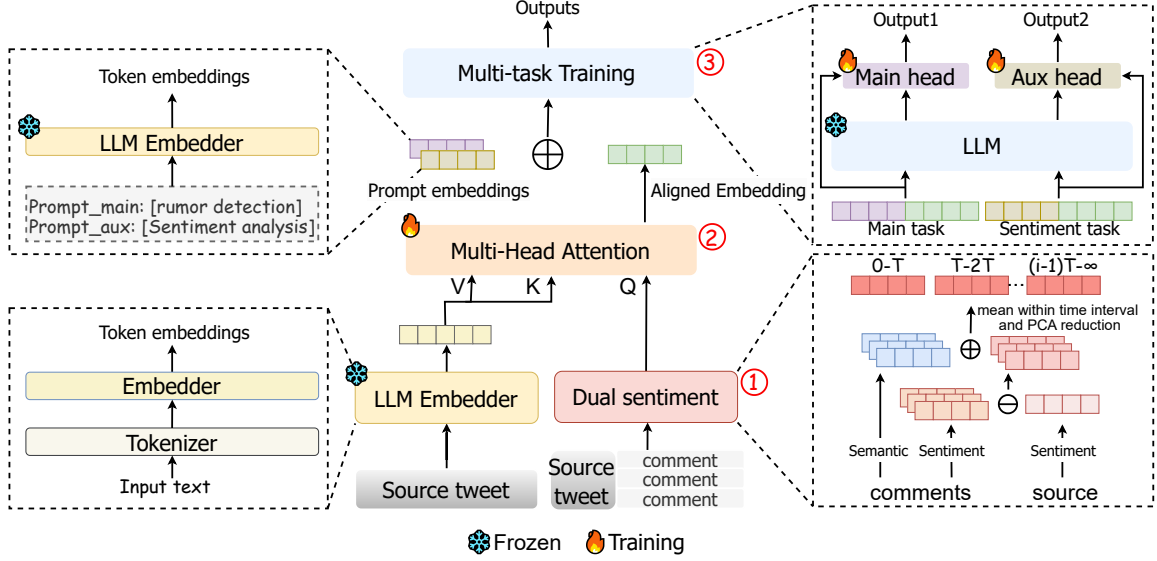


Figure 1: The architecture of MSuf. ①: Dual Sentiment Mining Module obtains sentiment intensity and semantic features, which are sorted to get the temporal dual sentiment. ②: Cross-Modal Fusion Module fuses dual sentiment and source messages to get an aligned text-sentiment embedding stream. ③: Multi-task Training Module concatenates hard prompts with the aligned embedding stream to perform multi-task suffix learning that identifies rumors. T: time interval. i: the number of intervals.

ification judgment of the text topic/event, we create two categorical variables and conduct a chi-squared significance test. One is the misinformation label (False, True, Unverified for PHEME16 and RE19, False, True, Unverified, Non-rumor for PHEME18 and TW1516), and the other variable is temporal dual SI signals. We divide all comments into 25 intervals based on the publication time difference between the comments and source. The final interval ranges from  $24 \times T$  to the end (we set T as one hour). We define the SI of the initial source message and the SI of its corresponding comments in each interval as  $SI_s$  and  $SI_c$  respectively (SI labels are all obtained by EmoLlama-chat-7b).  $SI_{dual} = SI_c - SI_s$  measures dual sentiment differences. “ $SI_{dual} > 0$ :  $SI_{dual} > 0$ ” means the comments are more positive, reflecting sentiment resonance and optimistic interpretations, while “ $SI_{dual} < 0$ :  $SI_{dual} < 0$ ” means comments are more negative, reflecting sentiment amplification and negative interpretations. We count the quantities of  $SI_{dual} > 0$  and  $SI_{dual} < 0$  in each category of the rumor of 25 intervals as another variable<sup>1</sup>. In the chi-squared statistical significance test, we start by assuming the null hypothesis, which posits that temporal dual SI signals are independent of the truthfulness of

the news piece. Next, we determine whether the chi-squared statistic supports or opposes the null hypothesis. For PHEME16, the chi-squared statistic is 222.41, and the p-value is  $1.32e-23$ , indicating that we can reject the null hypothesis. Similarly, for PHEME18, the chi-squared statistic is 3608.26, and the p-value is 0. For TW1516, the chi-squared statistic is 1064.62, and the p-value is  $6.49e-139$ . For RE19, the chi-squared statistic is 637.74, and the p-value is  $4.64e-80$ . In summary, the null hypothesis can be rejected across all four datasets, suggesting that temporal dual SI signals are statistically linked to the veracity of the news.

Figure 5 in Appendix G presents the dual SI difference with time changes. The phenomena demonstrate that different categories of SI changes follow different trends, which can serve as important features for rumor detection.

### 2.3 Dual Sentiment Mining Module

After conducting sentiment analysis and understanding the dual SI importance in rumor detection, we aim to extract the dual SI features in this module. Firstly, we apply EmoLlama-chat-7b (Liu et al., 2024d) to obtain the SI embeddings (i.e., last hidden state)<sup>2</sup> of the source text and corresponding comments, and utilize RoBERTa to obtain the

<sup>1</sup>“ $SI_s^{dual} = 0$ ” means complete sentiment resonance, this type is not included in the statistical process due to the small number.

<sup>2</sup>We have obtained the SI labels in the last section, which will be used in the auxiliary task.

semantic embeddings (i.e., last hidden state) of message texts.

$$E_s^{si} = EmoLlama(text_{source}) \in R^{1 \times d^{si}} \quad (1)$$

$$E_c^{si} = EmoLlama(text_{comments}) \in R^{num_c \times d^{si}} \quad (2)$$

$$E_c^{sem} = RoBERTa(text_{comments}) \in R^{num_c \times d^{sem}} \quad (3)$$

where  $E_s^{si}$  and  $E_c^{si}$  denote sentiment intensity embeddings of source and comment messages respectively, and  $E_c^{sem}$  denotes semantic embeddings of messages.  $d^{si}$  and  $d^{sem}$  are the dimension of the last hidden state of EmoLlama (4096) and RoBERTa (768).  $num_c$  is the number of comments responding to the original source tweet.

$$E_{com} = (E_c^{si} \ominus E_s^{si}) \oplus E_c^{sem} \in R^{num_c \times (d^{si} + d^{sem})} \quad (4)$$

$$\begin{aligned} E_{sort} &= sort(E_{com}) \\ &= \{[e_0^{0-T}, e_1^{0-T}, \dots], [e_0^{T-2T}, e_1^{T-2T}, \dots], \dots \\ &\quad [e_0^{(i-1)T-\infty}, e_1^{(i-1)T-\infty}, \dots]\} \end{aligned} \quad (5)$$

We obtain the fusion embeddings  $E_{com}$  as shown in Equation 4. Subtraction between source SI  $E_s^{si}$  and subsequent comment SI  $E_c^{si}$  produces the SI fusion vector, which will be concatenated with semantic embeddings  $E_c^{sem}$ . We sort the embeddings  $E_{com}$  by time interval to construct the final fusion embeddings  $E_{sort}$ <sup>3</sup>. Here,  $i$  represents the number of time intervals, and  $T$  represents the size of each time interval. The final interval consists of all comments posted after  $(i-1)T$  time points.

$$\begin{aligned} E_{ave} &= ave(E_{sort}) \\ &= \{e_{t_0}^{ave}, e_{t_1}^{ave}, \dots, e_{t_{i-1}}^{ave}\} \in R^{i \times (d^{si} + d^{sem})} \end{aligned} \quad (6)$$

$$E_{dual} = PCA(E_{ave}) \in R^{i \times d^{dual}} \quad (7)$$

We calculate the average of embeddings within each time interval to obtain  $E_{ave}$ . Finally, we adopt the PCA technique to reduce the original dimensions  $(d^{si} + d^{sem})$  to  $d^{dual}$  dimensions.

<sup>3</sup>The posting time of each source is denoted as 0. The time of comments discussed in this paper occurs after the source message publication.

## 2.4 Cross-Modal Fusion Module

In this module, we attempt to align the time series dual sentiment  $E_{dual}$  obtained in Sec 2.3 and the LLM word embedding of the source message. We first obtain the word embedding representation of source message through LLM, followed by Multi-head Self Attention (MHSA) to get the projected dual sentiment tokens  $E_{time}$ .

$$E_s^{word} = LLMEmbedder(text_{source}) \in R^{num_w \times d^{llm}} \quad (8)$$

$$E_{time} = MHSA(MAP((E_{dual})^{Trans})) \in R^{d^{dual} \times d^{llm}} \quad (9)$$

Where  $E_s^{word}$  is the word embedding of source text.  $LLMEmbedder$  denotes the LLM embedder.  $num_w$  is the number of tokens,  $d^{llm}$  denotes the representation dimension of the LLM. The MAP layer  $MAP(\cdot)$  performs a channel-wise dimensional mapping from  $i$  to  $d^{llm}$  (Liu et al., 2024a).

After this, we apply Multi-head Cross-Attention with  $E_s^{word}$  as key (K) and value (V), and  $E_{time}$  as query (Q) to align the source word embeddings and temporal dual SI tokens to obtain the temporally sequenced aligned text-sentiment embedding stream  $E_{align}$ ,

$$\begin{aligned} E_{align} &= \text{Softmax}\left(\frac{QK^T}{\sqrt{num_w}}\right)V \in R^{d^{dual} \times d^{llm}}, \\ Q &= E_{time}W_q, K = E_s^{word}W_k, V = E_s^{word}W_v, \end{aligned} \quad (10)$$

where  $W_q$ ,  $W_k$  and  $W_v \in R^{d^{llm} \times d^{llm}}$  are the projection matrices for Q, K, and V, respectively.

## 2.5 Multi-task Training Module

While prompting effectively activates and enhances the performance of LLMs on specific tasks (Chang et al., 2024), transforming the fused dual SI features into natural language and integrating them with prompts remains a significant challenge. Recent studies have demonstrated that integrating diverse data modalities (e.g., images, time series) with prompts can substantially improve the adaptability of LLMs to downstream tasks (Tsimpoukelli et al., 2021; Jin et al., 2024). Inspired by these findings, we propose a multi-task suffix learning structure to facilitate rumor detection based on temporal dual SI information. The learned suffixes provide the ability to identify and track rumor messages in the message stream.



We design prompts for both the main task (rumor detection) and the auxiliary task (SI analysis, we adopt the SI labels from Emollama as gold labels). The prompt templates are shown in Appendix E. We apply LLMEmbedder to encode the two prompts to obtain the prompt embeddings, which are concatenated with the aligned text-sentiment embeddings described earlier.

$$E_{main} = LLMEmbedder(Prompt_{main}) \oplus E_{align} \quad (11)$$

$$E_{aux} = LLMEmbedder(Prompt_{aux}) \oplus E_{align} \quad (12)$$

where  $E_{main}$  and  $E_{aux}$  are the combined embeddings of the main task prompt and auxiliary prompt with aligned text-sentiment embeddings. After that, the fused embeddings serve as the input to the frozen LLM to produce outputs, where a residual structure is used to add the original input. Subsequently, the outputs of the main task  $output_{main}$  and the auxiliary task  $output_{aux}$  can be obtained through two linear layers respectively.

$$output_{main} = liner_{main}(LLM(E_{main}) + E_{main}) \quad (13)$$

$$output_{aux} = liner_{aux}(LLM(E_{aux}) + E_{aux}) \quad (14)$$

For the main task, we apply cross-entropy loss ( $loss_{main}$ ) as the objective function. For the auxiliary task, we adopt mean-squared-error loss ( $loss_{aux}$ ) as the objective function. The total loss can be calculated as follows:

$$loss_{total} = loss_{main} + \lambda \cdot loss_{aux} \quad (15)$$

where  $\lambda$  is a hyperparameter that controls the magnitude of the auxiliary loss.

### 3 Experiments

#### 3.1 Experimental settings

Base model: GPT-2 (Radford et al., 2019), Llama3.2-1b<sup>4</sup> (Llama). We use one Nvidia V100 GPU (16G) to perform experiments. All models are trained for ten epochs based on AdamW optimizer (Loshchilov and Hutter, 2017), utilizing early stopping techniques (Dodge et al., 2020) to prevent overfitting (tolerance is set to 3). For learning rate (lr) and batch size (bs), we perform a grid search strategy (Liashchynskyi and Liashchynskyi,

<sup>4</sup><https://www.llama.com/>

2019) with lr: [1e-2, 1e-3, 1e-4], bs: [4, 8, 16, 32]. The final results are the average of three different seed runs.

In the following experiments, we set the time interval ( $T$ ) to 1 hour, the number of intervals ( $i$ ) to 25, dual dimensions ( $d^{dual}$ ) to 256, and  $\lambda$  to 0.5. The selection process of hyperparameters can be found in Appendix D.

#### 3.2 Baseline models

We make comparisons with a series of baseline methods as follows:

- LLMs<sup>5</sup>: We apply GPT-3.5-turbo-0125 (GPT-3.5), GPT-4o-mini, GPT-4o (Achiam et al., 2023).
- RAEMLLM (Liu et al., 2024c) is a framework for misinformation detection by retrieval augmenting demonstrations through affective information. We choose the best-performing LLM (GPT-3.5) from the above as the base model. For comparison, we apply SI for retrieval.
- RoBERTa (Liu et al., 2019): One pre-trained language model, which is commonly used for classification tasks.
- MDE (Zhang et al., 2021) applies dual emotional features to represent the relationship between the emotions of the source and the response message, and combines them for rumor detection. The base model is BiGRU.
- BiGCN (Bian et al., 2020) adopt bi-directional graph model to learn the patterns of rumor propagation.
- BiGRU (Zhang et al., 2021): One text-based model. We use GloVe (Pennington et al., 2014) for word embeddings. The max sequence length of BiGRU is 100, and the dimensionality of the hidden state of BiGRU is 32.
- We also compare our method with BERT, NileTMRG, Emoratio, EmoCred, AGAT, Double-Channel, S2MTL-FND in RE19. The results refer to (Zhang et al., 2021; Jiang et al., 2024a). The specific descriptions can be found in Appendix F.

For the baselines, we conduct two kinds of experiments: one based only on the source content (marked as sou-only) and the other on a simple concatenation of the source content and the corresponding comments (without special marks). The template for simple concatenation: *Source text: [text], Corresponding Comments: [comments list]*.

#### 3.3 Evaluation Metric

Rumor detection is typically regarded as a classification task. We employ metrics Accuracy, Precision, Recall, and macro-F1 for evaluation (Su et al., 2020).

Method	PHEME16				PHEME18				TW1516			
	ACC	PRE	REC	F1	ACC	PRE	REC	F1	ACC	PRE	REC	F1
RoBERTa-sou-only	0.567	0.387	0.428	0.364	0.779	0.690	0.642	0.657	0.732	0.669	0.662	0.634
RoBERTa	0.528	0.249	0.390	0.296	0.770	0.714	0.610	0.635	0.758	0.708	0.700	0.688
BiGRU	0.617	0.619	0.555	0.562	0.775	0.679	0.661	0.665	0.570	0.493	0.518	0.499
BiGCN	0.672	0.649	0.637	0.639	<b>0.808</b>	<b>0.763</b>	0.672	0.707	0.775	0.761	0.749	0.754
MDE	0.572	0.591	0.524	0.537	0.759	0.650	0.599	0.611	0.646	0.578	0.584	0.566
GPT-4o-mini	0.350	0.278	0.368	0.224	0.475	0.408	0.381	0.284	0.403	0.536	0.388	0.322
GPT-4o	0.417	0.456	0.407	0.346	0.608	0.232	0.241	0.229	0.451	0.279	0.272	0.266
GPT-3.5-sou-only	0.550	0.360	0.464	0.404	0.576	0.417	0.449	0.422	0.457	0.417	0.388	0.388
GPT-3.5	0.483	0.358	0.446	0.361	0.216	0.341	0.322	0.206	0.273	0.391	0.305	0.285
RAEmoLLM	0.567	<u>0.702</u>	0.532	0.522	0.726	0.681	0.622	0.601	0.672	0.677	0.658	0.647
MSuf	<b>0.700</b>	<b>0.720</b>	<b>0.666</b>	<b>0.675</b>	0.797	0.737	<b>0.695</b>	<b>0.710</b>	<b>0.827</b>	<b>0.808</b>	<b>0.800</b>	<b>0.800</b>
Msuf-Llama	0.678	0.675	0.674	0.667	0.785	0.695	0.689	0.691	0.795	0.768	0.769	0.767

Table 1: Results on PHEME16, PHEME18, and TW1516. Those without special markers indicate using both source and comments and “sou-only” means using only source messages. Bold indicates best performance. Underlining denotes the best performance among the baselines excluding MSuf and MSuf-Llama. For GPT-4 series and RAEmoLLM, we only present the best version from “sou-only” and using both source and comments.

Method	RumourEval19	
	ACC	F1
BiGRU	-	0.269
MDE	-	0.346
NileTMRG	-	0.309
Emoratio (Ajao et al., 2019)	-	0.271
EmoCred (Giachanou et al., 2019)	-	0.308
AGAT (Li et al., 2021)	-	0.370
BERT	-	0.272
RoBERTa	0.300	0.193
Double-Channel (Kim and Yoon, 2023)	0.494	0.403
S2MTL-FND (Jiang et al., 2024a)	<b>0.519</b>	0.414
GPT-4o-mini	0.247	0.214
GPT-4o	0.309	0.262
GPT-3.5-sou-only	0.358	0.354
GPT-3.5	0.210	0.186
RAEmoLLM	0.296	0.295
MSuf	<u>0.502</u>	<b>0.427</b>
Msuf-Llama	0.469	0.392

Table 2: Results on RE19 dataset. Bold indicates best performance. Underlining denotes the second-best performance. In the results of the first column, all except RoBERTa are referenced from (Zhang et al., 2021; Jiang et al., 2024b).

### 3.4 Results

Table 1 and 2 present the results on four datasets of different baseline methods and MSuf. MSuf applies GPT-2 as the base model. It achieves SOTA F1 performance across four datasets. Next, we analyze the experimental results in detail (discussing results exclusively based on F1 score).

**Comparison with traditional models:** In the datasets with smaller amounts of data (PHEME16 and RE19), we can see that RoBERTa and Bi-GRU perform largely worse compared to the MSuf, but show significant improvement in PHEME18 and

TW1516. This indicates that series models like RoBERTa and Bi-GRU require a certain amount of data to train effectively, which also illustrates that our proposed MSuf method can effectively learn the necessary features on small datasets.

**Comparison with LLMs:** MSuf method performs better than LLMs among all datasets. The LLMs with zero-shot prompts are worse than the fine-tuned models in most cases except for RE19. RE19 is collected from different platforms. GPT-3.5 performs well (GPT-4o series still performs worse<sup>6</sup>). We can also observe that, after adding comment messages, the performance of most LLMs decreases, which indicates that simply concatenating source text with its comments is not an effective combination method. Overall, the MSuf method outperforms LLMs in terms of overall performance and can effectively utilize both source and comment information.

**Comparison with emotion/sentiment-based methods:** MDE is one typical method that fuses dual emotion and RAEmoLLM is a framework to improve LLMs through retrieval using SI embeddings. In this paper, we apply GPT-3.5 as the base model for RAEmoLLM since it has the best performance among LLMs. RAEmoLLM improves the performance of GPT-3.5 largely in PHEME16, PHEME18 and TW1516 datasets. However, these emotion/sentiment-based methods, including the NileTMRG, Emoratio, EmoCred, S2MTL-FND, all perform worse than the MSuf method. This indicates that MSuf can effectively and fully utilize SI features.

<sup>5</sup>We also evaluate GPT-2 and Llama3.1-1b-instruct using the zero-shot prompt method, but they cannot give related answers and get low scores.

<sup>6</sup>One possible reason is that the GPT-4o series is more advanced than GPT-3.5, with stronger generation capabilities, which may result in a decrease in its classification ability.

Method	PHEME16		TW1516		RE19	
	ACC	F1	ACC	F1	ACC	F1
Msuf	<b>0.700</b>	<b>0.675</b>	<b>0.827</b>	<u>0.800</u>	<b>0.502</b>	<b>0.427</b>
Full-para	0.650	0.615	0.811	0.780	0.453	0.376
Msuf-Llama	0.678	0.667	0.795	0.767	0.469	0.392
Dual Emotion Mining Module						
w/o semantic	0.678	<u>0.657</u>	0.807	0.776	0.490	0.389
w/o sentiment	0.667	0.631	0.816	0.779	0.494	<u>0.400</u>
w/o sou sentiment	0.672	0.633	0.818	0.790	0.477	0.374
com sentiment-only	0.672	0.632	<u>0.826</u>	<b>0.801</b>	0.481	0.390
w/o time	0.672	0.644	0.815	0.781	0.465	0.389
Cross-Modal fusion Module						
w/o align	0.600	0.515	0.623	0.494	0.412	0.340
Multi-task Training Module						
align first	0.611	0.511	0.820	0.787	0.358	0.321
align-only	<u>0.683</u>	0.649	0.823	0.790	0.444	0.332
w/o aux	0.650	0.611	0.815	0.788	0.465	0.370
w/o residual	0.611	0.566	0.817	0.787	0.481	0.337

Table 3: Ablation Analysis. “w/o” denotes without. “sou” denotes source. “com” denotes comments. Bold indicates best performance. Underlining denotes the second-best performance.

**Comparison between comment-based methods:** By integrating features of comments (e.g. NileTMRG, Double-Channel), or constructing a graph structure to simulate rumor propagation (e.g. AGAT, BiGCN), can achieve better results. Double-Channel and BiGCN perform similarly to MSuf, but MSuf still maintains an advantage, further highlighting the effectiveness of incorporating SI features.

**Comparison between different base models for MSuf:** From Table 1, we can see MSuf based on GPT-2 is better than MSuf-Llama in all datasets. One possible reason is that the latest LLMs are more focused on generation, so using an external fully connected layer for classification may affect their effectiveness. But our MSuf framework can still largely enhance the performance of original LLMs.

Overall, MSuf is an effective framework for enhancing model performance, capable of fully utilizing dual SI information.

### 3.5 Ablation study

To verify the validity of each module of the MSuf framework, we design multiple different versions by removing different factors for ablation experiments as follows:

(1) For the dual sentiment mining module.

- w/o semantic: Do not use semantic embeddings  $E_c^{sem}$ .
- w/o sentiment: Do not use SI embeddings  $E_c^{si}$  and  $E_s^{si}$ .
- w/o sou sentiment: Do not use source SI embeddings  $E_s^{si}$ .
- com sentiment-only: Only use comment SI embeddings  $E_c^{si}$ .

- w/o time: Do not use temporal sequence, just randomly split the comments into 25 intervals.

(2) For Cross-Modal Fusion Module.

- w/o align: Do not use aligned text embedding. Just concatenate the prompt and the source text.

(3) For the Multi-task Training Module.

- align first: Concatenate aligned embedding and prompt in [align, prompt] order. The prompt is adjusted accordingly.
- align-only: Only use aligned embedding without prompts.
- w/o aux: Do not use the sentiment auxiliary task.
- w/o residual: Do not use the residual structure.

Table 3 shows the results of the ablation experiment. Different model variants all exhibit varying degrees of performance decrease except *com sentiment-only* variant in TW1516<sup>7</sup>. The results of the *without-semantic* variant indicate that semantic information can enhance the robustness of MSuf, especially for the multi-source RE19 dataset. Over the three datasets, the *without sentiment* variant decreased by 4.4%, 2.1%, and 2.7%, respectively. This highlights the importance of SI information in dual sentiment mining. The performance reduction in the *without-time* variant confirms the effectiveness of temporal features. The *without-align* variant results illustrate using only the source content is not ideal and the cross-modal fusion module can produce meaningful combination information of temporal dual SI features and source content. The decreased results of the *align-first* variant and *align-only* variant demonstrate our proposed suffix structure (i.e., hard prompt + aligned text embedding) is the most effective, especially in the RE19 dataset. The results from *without-aux* variant indicate that the sentiment auxiliary task helps the main task. Full-para is a variant with LLM parameters unfrozen, which is not better than MSuf, especially at small scales, indicating that MSuf can effectively avoid overfitting or dropping in local optima.

### 3.6 Early Detection Analysis

To assess the real-time performance and effectiveness of MSuf in rumor detection, we conduct experiments based on the different number of intervals. We chose seven detection time points (0 (i.e.,

<sup>7</sup>This may be related to the TW516 dataset having rich comments (an average of about 21 comments per source tweet). In contrast, the average number of comments in other datasets is as follows: PHEME16: 16, PHEME18: 17, RE19: 18.

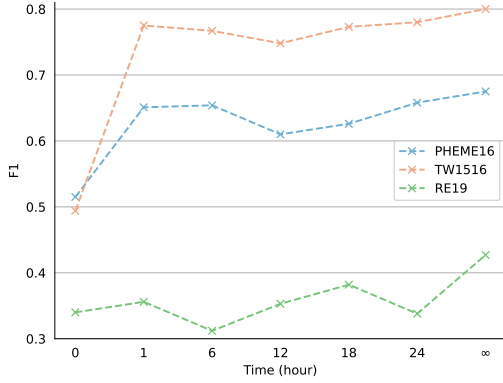


Figure 2: Early detection results on three datasets

without-align), 1h, 6h, 12h, 18h, 24h, and  $\infty$  (i.e., Full MSuf)). Figure 6 shows that most source messages receive many replies in the first 1 hour after posting. This can explain why the performance using the comments in the first 1 hour is close to the full MSuf in the PHEME16 and TW1516 datasets in figure 2. However, for the complex RE19 data, using fewer comments seems not ideal, it is better to collect as many as possible corresponding comments. In conclusion, for datasets from a single data source (e.g., PHEME16 and TW1516), the MSuf method can achieve good rumor detection performance within the first 1 hour. However, for datasets collected from multiple sources (e.g., RE19), MSuf needs more comment data to confirm rumors.

### 3.7 Generalization Evaluation

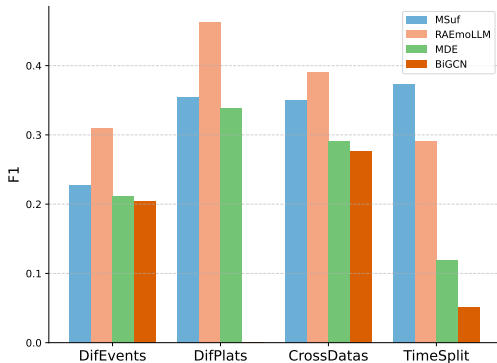


Figure 3: Generalization evaluation on different settings. “DifEvents” denotes testing on data from different events. “DifPlats” denotes testing on data from different platforms. “CrossDatas” denotes testing across datasets. “TimeSplit” denotes testing on data occurring late.

To evaluate the generalization ability of MSuf, we set four experiments.

(1) Evaluation on data from different events (DifEvents). We use PHEME18 and set Ferguson, Prince, and Ebola events as the test set, Otawashooting, Putinmissing, and Gurlitt events as the validation set, and the remaining three events as the training set.

(2) Evaluation on data from different platforms (DifPlats). We divide RE19 into Twitter and Reddit parts. The Reddit part is used as the test set, while the Twitter part is used for the training and validation sets.

(3) Evaluation across datasets (CrossDatas). We apply PHEME18 as training and validation sets, while use TW1516 as test set.

(4) Evaluation on data occurring late (TimeSplit). We sort the TW1516 data by the publication time of the source tweet, selecting the last 300 items as the test set, the last 300 items from the remaining data as the validation set, and the rest of the data as the training set.

Figure 3 presents the performance on different settings. Due to not requiring fine-tuning, RAEmoLLM is not significantly affected by these settings. Among the remaining methods, MSuf performs the best, followed by MDE, and BiGCN performs the worst. This confirms the importance of utilizing SI information.

## 4 Conclusion

In this paper, we propose the MSuf framework, the first multi-task suffix learning framework for rumor detection using temporally sorted dual (source-comments coupled) sentiment intensity. We introduce three modules of MSuf. We also conduct a comprehensive sentiment analysis for four public rumor datasets to explain the relationship between temporal dual SI and rumors. We evaluate the performance of MSuf on the four rumor detection benchmarks. The results show that MSuf can significantly improve LLMs compared to other emotion-based methods, comment-based methods and zero-shot LLMs. We also conduct an ablation analysis of each module, early detection analysis and four generalization evaluation experiments, which provide a foundation for further improvements.

In the future, we will explore the application of the MSuf framework for multi-lingual and multi-modal misinformation tasks. We will also evaluate



the application of the MSuf framework in other fields. There are many other factors influencing misinformation, such as stance and topic. We will combine sentiments with other features to construct a more robust MSuf framework.

## 5 Limitations

Due to restricted computational resources, we only applied GPT-2, Llama3.2-1b open-sourced LLMs as the base model to evaluate MSuf framework. As such, we have not considered how the use of larger or different model architectures may potentially impact upon performance in rumor detection tasks.

The results show that the MSuf framework based on Llama does not surpass the performance of MSuf based on GPT-2. A possible reason is that current popular LLMs are more focused on generative capabilities, and adding an external classification layer may impact their performance. Therefore, optimizing the framework to better align with recent LLMs is worth further exploration.

We found that many data points were no longer available when collecting the Twitter15 and Twitter16 datasets due to the long time passed, potentially compromising conversation completeness.

Due to dataset limitations, the debunking time of rumors and whether users obtain information from external platforms remain uncertain. This may affect the accuracy of sentiment analysis to some extent.

## 6 Ethics Statement

The datasets we use in this paper are sourced from public social media platforms and websites. We strictly adhere to privacy agreements and ethical principles to protect user privacy and to ensure the proper application of anonymity in all texts.

## References

- Josh Achiam, Steven Adler, Sandhini Agarwal, Lama Ahmad, Ilge Akkaya, Florencia Leoni Aleman, Diogo Almeida, Janko Altschmidt, Sam Altman, Shyamal Anadkat, et al. 2023. Gpt-4 technical report. *arXiv preprint arXiv:2303.08774*.
- Oluwaseun Ajao, Deepayan Bhowmik, and Shahrzad Zargari. 2019. Sentiment aware fake news detection on online social networks. In *ICASSP 2019-2019 IEEE International Conference on Acoustics, Speech and Signal Processing (ICASSP)*, pages 2507–2511. IEEE.
- Isabelle Augenstein, Timothy Baldwin, Meeyoung Cha, Tanmoy Chakraborty, Giovanni Luca Ciampaglia, David Corney, Renee DiResta, Emilio Ferrara, Scott Hale, Alon Halevy, et al. 2024. Factuality challenges in the era of large language models and opportunities for fact-checking. *Nature Machine Intelligence*, pages 1–12.
- Tian Bian, Xi Xiao, Tingyang Xu, Peilin Zhao, Wenbing Huang, Yu Rong, and Junzhou Huang. 2020. Rumor detection on social media with bi-directional graph convolutional networks. In *Proceedings of the AAAI conference on artificial intelligence*, volume 34, pages 549–556.
- Juan Cao, Junbo Guo, Xirong Li, Zhiwei Jin, Han Guo, and Jintao Li. 2018. Automatic rumor detection on microblogs: A survey. *arXiv preprint arXiv:1807.03505*.
- Argus Antonio Barbosa Cavalcante, Paulo Márcio Souza Freire, Ronaldo Ribeiro Goldschmidt, and Claudia Marcela Justel. 2024. Early detection of fake news on virtual social networks: A time-aware approach based on crowd signals. *Expert Systems with Applications*, 247:123350.
- Arkajyoti Chakraborty, Inder Khatri, Arjun Choudhry, Pankaj Gupta, Dinesh Kumar Vishwakarma, and Mukesh Prasad. 2023. An emotion-guided approach to domain adaptive fake news detection using adversarial learning (student abstract). In *Proceedings of the AAAI Conference on Artificial Intelligence*, volume 37, pages 16178–16179.
- Kaiyan Chang, Songcheng Xu, Chenglong Wang, Yingfeng Luo, Tong Xiao, and Jingbo Zhu. 2024. Efficient prompting methods for large language models: A survey. *arXiv preprint arXiv:2404.01077*.
- Arjun Choudhry, Inder Khatri, Minni Jain, and Dinesh Kumar Vishwakarma. 2022. An emotion-aware multitask approach to fake news and rumor detection using transfer learning. *IEEE Transactions on Computational Social Systems*, 11(1):588–599.
- Nicholas DiFonzo and Prashant Bordia. 2007. Rumor, gossip and urban legends. *Diogenes*, 54(1):19–35.
- Jesse Dodge, Gabriel Ilharco, Roy Schwartz, Ali Farhadi, Hannaneh Hajishirzi, and Noah Smith. 2020. Fine-tuning pretrained language models: Weight initializations, data orders, and early stopping. *arXiv preprint arXiv:2002.06305*.
- Asif Ekbal and Rina Kumari. 2024. Multitasking for misinformation detection. In *Dive into Misinformation Detection: From Unimodal to Multimodal and Multilingual Misinformation Detection*, pages 67–82. Springer.
- Omar Enayet and Samhaa R El-Beltagy. 2017. Niletmrgr at semeval-2017 task 8: Determining rumour and veracity support for rumours on twitter. In *Proceedings of the 11th international workshop on semantic evaluation (SemEval-2017)*, pages 470–474.

- Marc Fischer, Alexander Bartler, and Bin Yang. 2024. Prompt tuning for parameter-efficient medical image segmentation. *Medical Image Analysis*, 91:103024.
- Bilal Ghanem, Simone Paolo Ponzetto, Paolo Rosso, and Francisco Rangel. 2021. Fakeflow: Fake news detection by modeling the flow of affective information. In *Proceedings of the 16th Conference of the European Chapter of the Association for Computational Linguistics: Main Volume*, pages 679–689.
- Anastasia Giachanou, Paolo Rosso, and Fabio Crestani. 2019. Leveraging emotional signals for credibility detection. In *Proceedings of the 42nd international ACM SIGIR conference on research and development in information retrieval*, pages 877–880.
- Genevieve Gorrell, Elena Kochkina, Maria Liakata, Ahmet Aker, Arkaitz Zubiaga, Kalina Bontcheva, and Leon Derczynski. 2019. Semeval-2019 task 7: Rumoureal 2019: Determining rumour veracity and support for rumours. In *Proceedings of the 13th International Workshop on Semantic Evaluation: NAACL HLT 2019*, pages 845–854. Association for Computational Linguistics.
- Ying Guo and Wei Song. 2022. A temporal-and-spatial flow based multimodal fake news detection by pooling and attention blocks. *IEEE Access*, 10:131498–131508.
- Jianping He, Fang Li, Jianfu Li, Xinyue Hu, Yi Nian, Yang Xiang, Jingqi Wang, Qiang Wei, Yiming Li, Hua Xu, et al. 2024. Prompt tuning in biomedical relation extraction. *Journal of Healthcare Informatics Research*, 8(2):206–224.
- Beizhe Hu, Qiang Sheng, Juan Cao, Yuhui Shi, Yang Li, Danding Wang, and Peng Qi. 2024. Bad actor, good advisor: Exploring the role of large language models in fake news detection. In *Proceedings of the AAAI Conference on Artificial Intelligence*, volume 38, pages 22105–22113.
- Clayton Hutto and Eric Gilbert. 2014. Vader: A parsimonious rule-based model for sentiment analysis of social media text. In *Proceedings of the international AAAI conference on web and social media*, volume 8, pages 216–225.
- Siqi Jiang, Zeqi Guo, and Jihong Ouyang. 2024a. What makes sentiment signals work? sentiment and stance multi-task learning for fake news detection. *Knowledge-Based Systems*, 303:112395.
- Siqi Jiang, Zeqi Guo, and Jihong Ouyang. 2024b. What makes sentiment signals work? sentiment and stance multi-task learning for fake news detection. *Knowledge-Based Systems*, 303:112395.
- Ming Jin, Shiyu Wang, Lintao Ma, Zhixuan Chu, James Y Zhang, Xiaoming Shi, Pin-Yu Chen, Yuxuan Liang, Yuan-Fang Li, Shirui Pan, and Qingsong Wen. 2024. Time-LLM: Time series forecasting by reprogramming large language models. In *International Conference on Learning Representations (ICLR)*.
- Ling Min Serena Khoo, Hai Leong Chieu, Zhong Qian, and Jing Jiang. 2020. Interpretable rumor detection in microblogs by attending to user interactions. In *Proceedings of the AAAI conference on artificial intelligence*, volume 34, pages 8783–8790.
- Alex Kim and Sangwon Yoon. 2023. Detecting rumor veracity with only textual information by double-channel structure. *arXiv preprint arXiv:2312.03195*.
- Elena Kochkina, Maria Liakata, and Arkaitz Zubiaga. 2018. All-in-one: Multi-task learning for rumour verification. *arXiv preprint arXiv:1806.03713*.
- Rina Kumari, Vipin Gupta, Nischal Ashok, Tirthankar Ghosal, and Asif Ekbal. 2024. Emotion aided multi-task framework for video embedded misinformation detection. *Multimedia Tools and Applications*, 83(12):37161–37185.
- Brian Lester, Rami Al-Rfou, and Noah Constant. 2021. The power of scale for parameter-efficient prompt tuning. In *Proceedings of the 2021 Conference on Empirical Methods in Natural Language Processing*, pages 3045–3059.
- Chen Li, Hao Peng, Jianxin Li, Lichao Sun, Lingjuan Lyu, Lihong Wang, S Yu Philip, and Lifang He. 2021. Joint stance and rumor detection in hierarchical heterogeneous graph. *IEEE transactions on neural networks and learning systems*, 33(6):2530–2542.
- Xiang Lisa Li and Percy Liang. 2021. Prefix-tuning: Optimizing continuous prompts for generation. In *Proceedings of the 59th Annual Meeting of the Association for Computational Linguistics and the 11th International Joint Conference on Natural Language Processing (Volume 1: Long Papers)*, pages 4582–4597.
- Petro Liashchynskiy and Pavlo Liashchynskiy. 2019. Grid search, random search, genetic algorithm: a big comparison for nas. *arXiv preprint arXiv:1912.06059*.
- Hongzhan Lin, Pengyao Yi, Jing Ma, Haiyun Jiang, Ziyang Luo, Shuming Shi, and Ruifang Liu. 2023. Zero-shot rumor detection with propagation structure via prompt learning. In *Proceedings of the AAAI Conference on Artificial Intelligence*, volume 37, pages 5213–5221.
- Peiyuan Liu, Hang Guo, Tao Dai, Naiqi Li, Jigang Bao, Xudong Ren, Yong Jiang, and Shu-Tao Xia. 2024a. Calf: Aligning llms for time series forecasting via cross-modal fine-tuning. *arXiv preprint arXiv:2403.07300*.
- Yinhan Liu, Myle Ott, Naman Goyal, Jingfei Du, Mandar Joshi, Danqi Chen, Omer Levy, Mike Lewis, Luke Zettlemoyer, and Veselin Stoyanov. 2019. Roberta: A robustly optimized bert pretraining approach. *arXiv preprint arXiv:1907.11692*.

- Zhiwei Liu, Boyang Liu, Paul Thompson, Kailai Yang, and Sophia Ananiadou. 2024b. [Conspemollm: Conspiracy theory detection using an emotion-based large language model](#). In *European Conference on Artificial Intelligence*.
- Zhiwei Liu, Kailai Yang, Qianqian Xie, Christine de Kock, Sophia Ananiadou, and Eduard Hovy. 2024c. Raemollm: Retrieval augmented llms for cross-domain misinformation detection using in-context learning based on emotional information. *arXiv preprint arXiv:2406.11093*.
- Zhiwei Liu, Kailai Yang, Qianqian Xie, Tianlin Zhang, and Sophia Ananiadou. 2024d. Emollms: A series of emotional large language models and annotation tools for comprehensive affective analysis. In *Proceedings of the 30th ACM SIGKDD Conference on Knowledge Discovery and Data Mining*, pages 5487–5496.
- Zhiwei Liu, Tianlin Zhang, Kailai Yang, Paul Thompson, Zeping Yu, and Sophia Ananiadou. 2024e. Emotion detection for misinformation: A review. *Information Fusion*, page 102300.
- Ilya Loshchilov and Frank Hutter. 2017. Decoupled weight decay regularization. *arXiv preprint arXiv:1711.05101*.
- Alex Munyole Luvembe, Weimin Li, Shaohua Li, Fangfang Liu, and Guiqiong Xu. 2023. Dual emotion based fake news detection: A deep attention-weight update approach. *Information Processing & Management*, 60(4):103354.
- Congda Ma, Tianyu Zhao, Makoto Shing, Kei Sawada, and Manabu Okumura. 2024a. Focused prefix tuning for controllable text generation. *Journal of Natural Language Processing*, 31(1):250–265.
- Hui Ma, Dongli Jia, Jiejie Xiao, and Xu Su. 2024b. Image super-resolution: prefix-tuning transformer from large to small datasets. *Signal, Image and Video Processing*, 18(3):2753–2761.
- Jing Ma, Wei Gao, and Kam-Fai Wong. 2017. Detect rumors in microblog posts using propagation structure via kernel learning. Association for Computational Linguistics.
- Jing Ma, Wei Gao, and Kam-Fai Wong. 2018. [Rumor detection on Twitter with tree-structured recursive neural networks](#). In *Proceedings of the 56th Annual Meeting of the Association for Computational Linguistics (Volume 1: Long Papers)*, pages 1980–1989, Melbourne, Australia. Association for Computational Linguistics.
- Le T Nguyen, Pang Wu, William Chan, Wei Peng, and Ying Zhang. 2012. Predicting collective sentiment dynamics from time-series social media. In *Proceedings of the first international workshop on issues of sentiment discovery and opinion mining*, pages 1–8.
- H Ruda Nie, Xiuzhen Zhang, Minyi Li, James Baglin, and Anil Dolgun. 2021. Early rumour detection with temporal bidirectional graph convolutional networks. In *Proceedings of Twenty-fifth Pacific Asia Conference on Information Systems (PACIS'2021)*, pages 1–14. Association for Information Systems.
- Cheng Peng, XI Yang, Kaleb E Smith, Zehao Yu, Aokun Chen, Jiang Bian, and Yonghui Wu. 2024. Model tuning or prompt tuning? a study of large language models for clinical concept and relation extraction. *Journal of biomedical informatics*, 153:104630.
- Jeffrey Pennington, Richard Socher, and Christopher D Manning. 2014. Glove: Global vectors for word representation. In *Proceedings of the 2014 conference on empirical methods in natural language processing (EMNLP)*, pages 1532–1543.
- Zhibo Qu, Fuhui Zhou, Xi Song, Rui Ding, Lu Yuan, and Qihui Wu. 2024. Temporal enhanced multimodal graph neural networks for fake news detection. *IEEE Transactions on Computational Social Systems*.
- Alec Radford, Jeff Wu, Rewon Child, David Luan, Dario Amodei, and Ilya Sutskever. 2019. [Language models are unsupervised multitask learners](#).
- Junaid Ali Reshi and Rashid Ali. 2019. Rumor proliferation and detection in social media: A review. In *2019 5th international conference on advanced computing & communication systems (ICACCS)*, pages 1156–1160. IEEE.
- Qi Su, Mingyu Wan, Xiaoqian Liu, and Chu-Ren Huang. 2020. Motivations, methods and metrics of misinformation detection: an nlp perspective. *Natural Language Processing Research*, 1(1-2):1–13.
- Maria Tsimpoukelli, Jacob L Menick, Serkan Cabi, SM Eslami, Oriol Vinyals, and Felix Hill. 2021. Multimodal few-shot learning with frozen language models. *Advances in Neural Information Processing Systems*, 34:200–212.
- Taichi Murayama Shoko Wakamiya and Eiji Aramaki. 2020. Fake news detection using temporal features extracted via point process. In *Proceedings of the workshop on cyber social threats*.
- Ge Wang, Li Tan, Ziliang Shang, and He Liu. 2024a. Multimodal dual emotion with fusion of visual sentiment for rumor detection. *Multimedia Tools and Applications*, 83(10):29805–29826.
- Jin Wang, Bo Peng, and Xuejie Zhang. 2018. Using a stacked residual lstm model for sentiment intensity prediction. *Neurocomputing*, 322:93–101.
- Yifeng Wang, Zhouhong Gu, Siwei Zhang, Suhang Zheng, Tao Wang, Tianyu Li, Hongwei Feng, and Yanghua Xiao. 2024b. Llm-gan: Construct generative adversarial network through large language models for explainable fake news detection. *arXiv preprint arXiv:2409.01787*.

Yue Wu, Yaoxiang Yu, Zhengming Yuan, Siwei Huang, and Bo Cai. 2024. Apt: Adaptive prefix-tuning on pretrained models for code intelligence. In *2024 International Joint Conference on Neural Networks (IJCNN)*, pages 1–10. IEEE.

Chang Yang, Peng Zhang, Wenbo Qiao, Hui Gao, and Jiaming Zhao. 2023. *Rumor detection on social media with crowd intelligence and ChatGPT-assisted networks*. In *Proceedings of the 2023 Conference on Empirical Methods in Natural Language Processing*, pages 5705–5717, Singapore. Association for Computational Linguistics.

Xueyao Zhang, Juan Cao, Xirong Li, Qiang Sheng, Lei Zhong, and Kai Shu. 2021. Mining dual emotion for fake news detection. In *Proceedings of the web conference 2021*, pages 3465–3476.

Arkaitz Zubiaga, Maria Liakata, Rob Procter, Geraldine Wong Sak Hoi, and Peter Tolmie. 2016. Analysing how people orient to and spread rumours in social media by looking at conversational threads. *PloS one*, 11(3):e0150989.

## A Related Work

### A.1 Temporal Misinformation Detection

Posts on social media often come with timestamps. Therefore, many studies use time information to assist in detecting false information. Nie et al. (2021) propose a temporal Bi-GCN model to learn representations for rumor propagation by encoding the temporal information for graph structures. Qu et al. (2024) design multimodal graph neural networks that can form a temporal news cluster and learn temporal features for fake news detection. Guo and Song (2022) suggest a block-based representation and fusion mechanism that can utilize the information from both spatial and temporal perspectives. Wakamiya and Aramaki (2020) adopt an attention-based method to combine linguistic and user features alongside temporal features. Cavalcante et al. (2024) propose the time-aware crowd signals method to explore the temporal nature of news propagation, utilizing users’ reputations obtained from their public behavior when spreading news in the past.

### A.2 Emotion-based Misinformation Detection

Emotion and sentiment are important features in detecting misinformation (Liu et al., 2024e). Choudhry et al. (2022); Chakraborty et al. (2023); Jiang et al. (2024a); Kumari et al. (2024) introduce multitask frameworks for incorporating sentiment/emotion as auxiliary tasks to enhance the main misinformation detection task. Ghanem et al.

(2021) propose the FakeFlow for fake news detection that can capture the flow of affective information by combining topic and sentiments. Liu et al. (2024b,c) adapt LLMs for misinformation detection by leveraging affective information based on fine-tuning and RAG techniques respectively. However, these models are only applicable to fake source text and do not consider social content. Luvenbe et al. (2023) develop an attention-based mechanism by combining CNN and Bi-GRU for enriched extraction of dual emotion features. Zhang et al. (2021) analyze the relationship between dual emotions and propose dual emotion features, which can be plugged into existing fake news detectors. Wang et al. (2024a) further fuses the author’s visual emotion for multi-modal rumor detection. These works indicate the importance of dual emotion features.

### A.3 Comment-based Rumor Detection

Social media posts often come with rich comments. Combining information from the source and tweets can help improve rumor detection models. Some studies focus on the propagation pattern in rumors. Ma et al. (2018) apply two recursive neural models based on tree-structured neural networks to learn the propagation layout of tweets. Bian et al. (2020) adopt a bi-directional graph model to learn the patterns of rumor propagation. Khoo et al. (2020) propose a post-level attention model, which incorporates tree structure information into the transformer network. (Yang et al., 2023) design a Crowd Intelligence and ChatGPT-Assisted Network, which combines crowd intelligence-based feature learning, ChatGPT-enhanced knowledge mining, and an entity-aware heterogeneous graph. Also, there are many studies using the features of comments. Like Zhang et al. (2021) apply the emotion and sentiment features and Enayet and El-Beltagy (2017); Li et al. (2021) leverage stance features for misinformation detection.

### A.4 Prompt-tuning and Prefix-tuning

Prompt-tuning (Lester et al., 2021) and prefix-tuning (Li and Liang, 2021) typically involve fine-tuning a small number of parameters to adapt to specific tasks, rather than modifying the entire LLM. Peng et al. (2024) develop a soft prompt-based learning architecture based on a clinical LLM for clinical concept and relation extraction. Fischer et al. (2024) provide a prompt-able architecture for medical image segmentation, which is frozen post pre-training but remains flexible with class-



specific learnable prompt tokens. Ma et al. (2024b) propose a super-resolution training method based on prefix and prompt fine-tuning, in which only a few prefix and prompt parameters are added to the self-attention module. Wu et al. (2024) design an adaptive prefix-tuning technique involving the training of prefix parameters on adapting tasks, followed by fine-tuning on downstream tasks. Ma et al. (2024a) propose focused prefix tuning to enable the control to focus on the desired attribute for controllable text generation. Lin et al. (2023) propose a zero-shot framework for rumor detection based on prompt learning. They first represent Rumors as different propagation threads, then a hierarchical prompt encoding mechanism is designed to learn context representations.

## B Rumor samples (Figure 4)



Figure 4: Rumor examples.

## C Data Statistic (Table 4)

### D The selection process of hyperparameters

From the distribution of comments with time intervals in Figure 6, we can observe that most comments are posted within 24h (more than 80%). Therefore, we choose to divide the comments within 24 hours and merge all comments after 24

hours into one interval. Table 5 presents the performance of different dimensions and time intervals. Considering both the computational complexity of the model and its performance, we ultimately chose a dual dimension of 256 and an interval of 1 hour (i.e. total of 25 intervals, the last interval includes all comments posted after 24h).

After confirming the interval and dual dimension, we conduct experiments on PHEME16, TW1516, RE19 to evaluate the impact of  $\lambda$ , which controls the magnitude of the auxiliary loss. After comprehensively considering the results in Table 6, we finally determined that  $\lambda$  is 0.5.

## E Prompts for the main task and auxiliary task

### Template for main task

**Task description:** This is a rumor detection task, you need to judge the source text based on the source text information and corresponding comments (0. false rumour, 1. true rumour, 2. unverified rumour, 3. non-rumours.) The following content is fusion information, including the emotional information and content information of the comments, and the content of the source text information. Please give your answer (0. false rumour, 1. true rumour, 2. unverified rumour, 3. non-rumours.) according to all information.

### Template for auxiliary task

**Task description:** Calculate the sentiment intensity or valence score of the source text, which should be a real number between 0 (extremely negative) and 1 (extremely positive). The following content is fusion information, including the emotional information and content information of the comments, and the content of the source text information.

## F The description of other baselines

- NileTMRG (Enayet and El-Beltagy, 2017) is a linear SVM that uses text features, social features, and comment stance features.
- Emoratio (Ajao et al., 2019) applies sentiment features from news content to detect fake news by calculating affective words.
- EmoCred (Giachanou et al., 2019) leverage sentiment lexicon and sentiment intensity features based on lexicon frequency.
- AGAT (Li et al., 2021) adopts high-frequency words and stance features to construct a heterogeneous graph for fake news detection.
- Double-Channel (Kim and Yoon, 2023) applies a lie detection algorithm to informed rumors and a thread-reply agreement detection algorithm to uninformed rumors.

Split	Veracity	PHEME16		PHEME18		RumourEval19		TW1516	
		source	comments	source	comments	source	comments	source	comments
Training	FALSE	40	577	326	3854	79	1135	216	2749
	TRUE	85	1438	605	9092	143	1905	224	2202
	Unverified	64	1112	396	6944	104	1838	149	2518
	Non-Rumor	-	-	2351	43440	-	-	345	11974
	Total	189	3127	3678	63330	326	4878	934	19443
Validating	FALSE	9	76	72	833	19	824	51	622
	TRUE	23	249	169	2072	10	404	55	523
	Unverified	16	341	94	1534	9	212	36	645
	Non-Rumor	-	-	585	10930	-	-	92	3111
	Total	48	666	920	15369	38	1440	234	4901
Testing	FALSE	13	156	107	1224	40	689	66	744
	TRUE	29	366	198	3044	31	805	73	602
	Unverified	18	481	127	2126	10	181	43	600
	Non-Rumor	-	-	718	13836	-	-	111	3728
	Total	60	1003	1150	20230	81	1675	293	5674
Total	FALSE	62	809	505	5911	138	2648	333	4115
	TRUE	137	2053	972	14208	184	3114	352	3327
	Unverified	98	1934	617	10604	123	2231	228	3763
	Non-Rumor	-	-	3654	68206	-	-	548	18813
	Total	297	4796	5748	98929	445	7993	1461	30018

Table 4: Statistic of datasets.

Dimension	ACC	PRE	REC	F1
32	0.821	0.803	0.785	0.788
64	0.802	0.778	0.774	0.773
128	0.804	0.782	0.780	0.778
256	0.827	0.808	0.800	0.800
512	0.838	0.828	0.802	0.808
Interval	ACC	PRE	REC	F1
1h	0.827	0.808	0.800	0.800
30min	0.825	0.801	0.784	0.787
10min	0.824	0.804	0.795	0.795

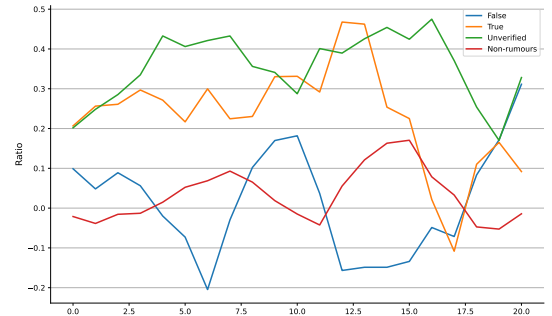
Table 5: Performance of different dual dimensions and time intervals (Conducted on TW1516 dataset). For dual dimensions selection, we set the time interval to 1 hour (i.e. 25 intervals). For interval selection, we set the dual dimension to 256.

$\lambda$	PHEME16		TW1516		RE19	
	ACC	F1	ACC	F1	ACC	F1
0	0.650	0.611	0.815	0.788	0.465	0.370
0.2	0.700	0.677	0.797	0.766	0.486	0.354
0.5	0.700	0.675	0.827	0.800	0.502	0.427
0.8	0.672	0.651	0.809	0.777	0.465	0.342
1	0.689	0.655	0.833	0.804	0.453	0.382

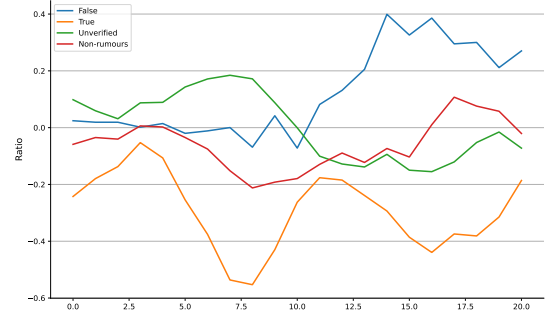
Table 6: Performance of different  $\lambda$  on PHEME16, TW1516, RE19.

- S2MTL-FND (Jiang et al., 2024a) is a multi-tasking learning method using sentiment and stance as auxiliary tasks for misinformation detection.

## G The changes of dual SI difference with time



(a) PHEME18



(b) TW1516

Figure 5: The changes of dual SI difference between two populations ( $SI_{dual>0}$  and  $SI_{dual<0}$ ) on the PHEME18 and TW1516 datasets.

Figure 5 presents the dual SI difference with time changes on PHEME18 and TW1516 within 24h (We set the window to 4 for smoothing.). Each value is calculated by  $(SI_{dual>0}^{num} - SI_{dual<0}^{num}) / (SI_{dual>0}^{num} + SI_{dual<0}^{num})$  (num denotes the number of the specific category). From the figures, we can observe that False rumors (blue) show an overall upward trend in fluctuations, with a larger fluctuation amplitude in PHEME18 and a greater increase in TW1516. True rumors (orange) show an overall downward trend in fluctuations. Unverified rumors (green) show an upward trend in the initial stage, followed by an overall downward trend in the later stage. In contrast, the non-rumor category remains stable, the values close to 0 throughout. There are significant trend differences among different categories within the dataset. Although the trends of different categories show slight variations in different datasets due to different events and debunking times, we can still identify some commonalities from the figures. Overall, these phenomena demonstrate that differences in sentiment intensity can serve an important role in rumor detection.

## **H The distribution of comments with time interval**




Figure 6: The distribution of comments with time interval (hour). F: False rumor, T: True rumor, U: Unverified rumor, NR: Non-rumor. The last interval (i.e. 25) contains all comments after 24 hours