

Fact or Guesswork? Evaluating Large Language Models’ Medical Knowledge with Structured One-Hop Judgments

Jiaxi Li¹ Yiwei Wang² Kai Zhang³ Yujun Cai⁴
Bryan Hooi⁵ Nanyun Peng⁶ Kai-Wei Chang⁶ Jin Lu¹

¹University of Georgia ²University of California, Merced

³Lehigh University ⁴The University of Queensland

⁵National University of Singapore ⁶University of California, Los Angeles

plusnli.github.io/med-knowledge-judgment.github.io

Abstract

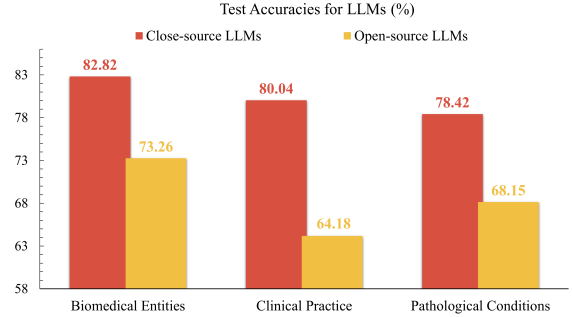
Large language models (LLMs) have been widely adopted in various downstream task domains. However, their abilities to directly recall and apply factual medical knowledge remains under-explored. Most existing medical QA benchmarks assess complex reasoning or multi-hop inference, making it difficult to isolate LLMs’ inherent medical knowledge from their reasoning capabilities. Given the high-stakes nature of medical applications, where incorrect information can have critical consequences, it is essential to evaluate the factuality of LLMs to retain medical knowledge.

To address this challenge, we introduce the **Medical Knowledge Judgment Dataset (MKJ)**, a dataset derived from the Unified Medical Language System (UMLS), a comprehensive repository of standardized biomedical vocabularies and knowledge graphs. Through a binary classification framework, MKJ evaluates LLMs’ grasp of fundamental medical facts by having them assess the validity of concise, one-hop statements, enabling direct measurement of their knowledge retention capabilities.

Our experiments reveal that LLMs have difficulty accurately recalling medical facts, with performances varying substantially across semantic types and showing notable weakness in uncommon medical conditions. Furthermore, LLMs show poor calibration, often being overconfident in incorrect answers. To mitigate these issues, we explore retrieval-augmented generation, demonstrating its effectiveness in improving factual accuracy and reducing uncertainty in medical decision-making.

1 Introduction

Large language models (LLMs) such as GPT-4 (OpenAI, 2023) and Llama3 (Dubey et al., 2024) have demonstrated remarkable generative capabilities, achieving state-of-the-art performance in various NLP tasks. However, their abilities to ac-



Example cases on which GPT-4O-MINI fails

Semantic Type: *Neoplastic Process*

Judgment: Gastrointestinal Tract is primary anatomic site of disease Extrahepatic Bile Duct Tubular Adenoma.

Label: True

GPT-4O-MINI: False

Semantic Type: *Clinical Drug*

Judgment: The multivitamin with minerals Calcium and Magnesium oral tablet contains the ingredient Lipitor.

Label: False

GPT-4O-MINI: True

Semantic Type: *Hormone*

Judgment: The codeine hydrochloride is a contraindicated drug for the Deep Vein Thrombosis.

Label: False

GPT-4O-MINI: True

Figure 1: Accuracy for close-source and open-source LLMs evaluated on the MKJ dataset across three categories. Examples are provided that GPT-4O-MINI fails to answer correctly.

curately recall and apply domain-specific knowledge remain a major challenge, particularly in high-stakes fields such as medicine and healthcare (Li et al., 2022; Yang et al., 2023; Liu et al., 2023; Yan et al., 2023). LLMs are prone to hallucinations - generating plausible but incorrect content (Bang et al., 2023; Zhang et al., 2023; Liu et al., 2025), which raises concerns about their factuality (Li et al., 2024; Latif et al., 2024). These domain-specific knowledge gaps often lead to contradictions, misinformation, and overconfident yet incorrect predictions, making them unsuitable for direct deployment in clinical decision-making.

To evaluate “how knowledgeable are LLMs in medicine and healthcare”, existing benchmarks typically frame the task as a question-answering

(QA) challenge, often involving clinical questions that require multi-step reasoning, indirect relationships, or external retrieval (Pal et al., 2022; Malaviya et al., 2024; Zhou et al., 2025). However, evaluating LLMs’ core medical knowledge requires a direct and controlled framework, one that can systematically quantify what LLMs “know” without the confounding effects of reasoning or retrieval augmentation. Fundamental knowledge evaluation is not merely an auxiliary task. It is a prerequisite for trustworthy and effective medical foundation models (Zhang et al., 2024; Moor et al., 2023). By ensuring that LLMs possess a solid factual foundation, we pave the way for more reliable reasoning, clinical applications, and ultimately, safer deployment in real-world healthcare settings.

To bridge this gap, we introduce the Medical Knowledge Judgment Dataset (MKJ), which is designed to systematically evaluate LLMs’ inherent factual medical knowledge through one-hop binary judgment task. We construct MKJ through a systematic process of extracting knowledge triplets from Unified Medical Language System (UMLS) and transforming them into carefully templated judgment questions. We focus on one-hop relation and remove triplets with multi-hop nodes or multiple relationships, which ensures single and indisputable answer (Wei et al., 2024; Sun et al., 2024a). Some examples are provided in Figure 1.

The UMLS serves as the ideal foundation for our dataset due to its unparalleled comprehensiveness and reliability in the medical domain. First, UMLS is a rigorously curated and widely trusted biomedical resource, integrating over 3.8 million concepts and 78 million relationships from authoritative medical terminologies, which ensures the knowledge assessed in our dataset is clinically validated and standardized. Second, its knowledge graph (KG) structure provides an explicit, structured representation of medical knowledge, enabling precise fact-based evaluation while minimizing ambiguity and inconsistencies often found in alternative sources (Abacha et al., 2017; Malaviya et al., 2024). By leveraging UMLS as a gold-standard knowledge base, we ensure high factual reliability, broad medical coverage, and systematic evaluation of LLMs’ medical factuality. The generated questions are then grouped into three progressive categories: Biomedical Entities (foundational concepts), Pathological Conditions (phenomena), and Clinical Practice (applications) with detailed information in Appendix A.1.

To comprehensively examine LLMs’ capabilities in medical knowledge retention, we focus on four specific research questions (RQs):

- **RQ1:** To what extent can LLMs accurately perform medical judgments?
- **RQ2:** How well are LLMs calibrated in medical and healthcare contexts?
- **RQ3:** What are the underlying reasons behind LLMs’ failure to retain certain critical medical knowledge?
- **RQ4:** What strategies can enhance the response accuracy of LLMs?

Through comprehensive analysis on MKJ, we find that LLMs, especially open-source LLMs, still struggle with basic factual medical knowledge retention as illustrated in Figure 1. Our investigation in later sections reveals critical challenges: poor calibration with frequent overconfidence in incorrect predictions as shown in Figure 4, and notably degraded performance when handling rare medical conditions as shown in Figure 5. To address these limitations, we implement retrieval-augmented generation, which substantially improves factual accuracy as displayed in Table 3.

Our work’s contributions extend beyond the introduction of the MKJ dataset. The systematic evaluation and analysis provide comprehensive insights into LLMs’ handling of medical knowledge, illuminating challenges and opportunities that can inform future medical applications.

2 Related Work

Factuality Benchmarks. Evaluating LLM factuality presents a non-trivial challenge and various benchmarks are proposed in the general domain (Joshi et al., 2017; Trivedi et al., 2017; Dubey et al., 2019; Lin et al., 2022; Sun et al., 2024b; Kim et al., 2023). Recently, the SimpleQA series of works (Wei et al., 2024; Cheng et al., 2025; Gu et al., 2025; He et al., 2024) facilitate factuality evaluation by constraining the scope to short, fact-seeking questions with single answers, making factuality assessment more tractable compared to previous long and open-ended model outputs.

Despite the progress, the factuality evaluation in medicine and healthcare for LLMs nowadays is still a lack to some extent. There are some prior work exploring direct probing of medical knowledge in language models (Meng et al., 2022; Zhou et al., 2024). However, they either rely on cloze-style queries that may inadvertently assess reasoning

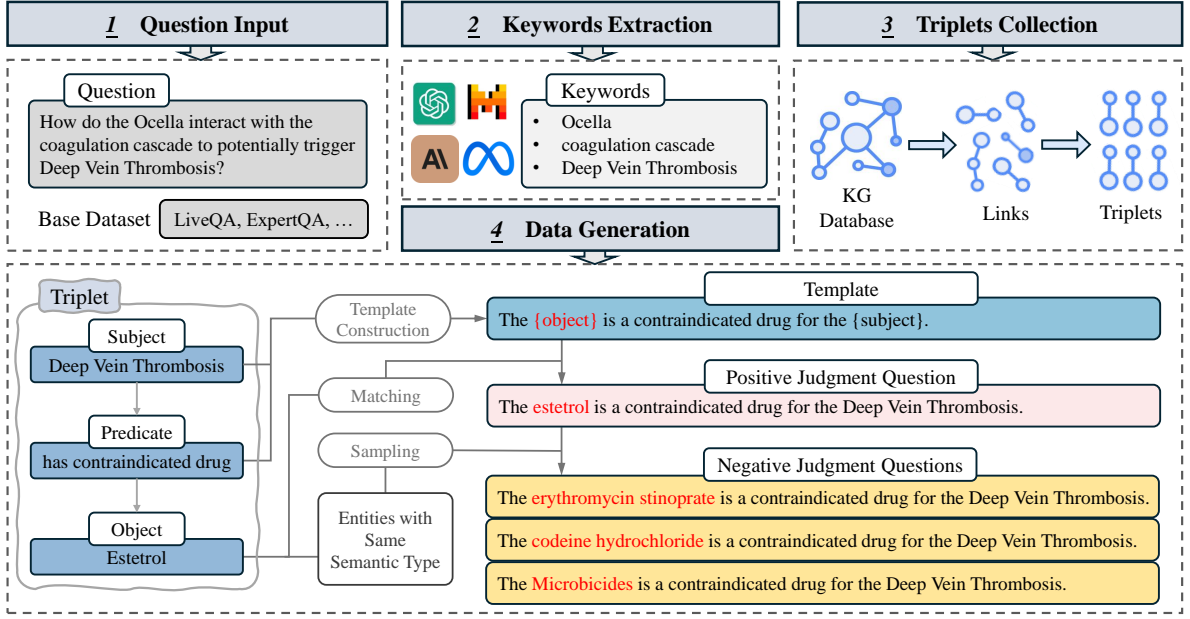


Figure 2: Pipeline for the MKJ dataset construction.

rather than pure knowledge, or employ LLM-based generation methods that could introduce noise and bias. In contrast, our MKJ dataset employs binary classification questions with a systematic construction pipeline based on entity substitution, providing a more direct and unambiguous evaluation of medical knowledge in LLMs.

LLMs in Medicine. To apply LLMs on different tasks in medical and healthcare contexts, some approaches are adopted such as prompt engineering (Shi et al., 2024b; Chen et al., 2024b; Singhal et al., 2025) and fine-tuning LLMs with domain-specific data (Xu et al., 2023; Xie et al., 2024; Chen et al., 2023b; Shi et al., 2024c; Xiong et al., 2023; Zhao et al., 2024). There are also some work integrating medical knowledge graphs to assist LLMs on tasks such as medical question answering (Yang et al., 2024; Yasunaga et al., 2022) and diagnosis prediction (Afshar et al., 2024; Gao et al., 2023). While existing efforts have focused on enhancing LLMs’ performances across various tasks, fundamental assessments of their capabilities to internalize and apply medical knowledge remain relatively limited. Our proposed MKJ dataset bridges this gap by constructing questions covering various factual medical knowledge types, and answers in the easily verifiable short-form format.

3 Dataset Construction

3.1 Overview

The objective of MKJ dataset is to provide a structured and controlled environment for evaluating

LLMs on fundamental, one-hop medical knowledge. We use the following three-step construction pipeline, which yields 3,000 rigorously curated and standardized questions:

1. **Triplet Extraction.** We systematically retrieve medical knowledge triplets (s, p, o) from the UMLS, then apply filtering steps to remove sub-standard or repetitive entries.
2. **Template Design.** We assess the evaluation as a binary classification task, which involves constructing predicate-specific templates that map each triplet into a well-defined judgment statement (either "True" or "False").
3. **Entity Substitution.** We populate the templates with entities of the same semantic types to generate both positive and negative samples for creating balanced binary judgments.

3.2 Triplets collection

Let $\mathcal{G} = \{\mathcal{V}, \mathcal{E}\}$ represent the medical knowledge graph derived from UMLS, where \mathcal{V} is the set of vertices (i.e., medical concepts or entities), and \mathcal{E} is the set of predicates (relations) among them.

Concretely, UMLS contains over 3.8 million concepts $|\mathcal{V}|$ and more than 78 million relations $|\mathcal{E}|$. Since directly using all possible triples is infeasible, we filter and refine relevant samples as follows:

1. **Preliminary Question Set.** We begin with a set of multi-hop medical QA benchmarks \mathcal{Q}_{ori} , such as LiveQA (Abacha et al., 2017) and ExpertQA (Malaviya et al., 2024). Each question $Q \in \mathcal{Q}_{ori}$ is a natural-language query. It provides a diverse set of real-world medical problems and

serve as a basis for identifying the most relevant and valuable UMLS knowledge components.

2. **Keyword Extraction.** For each Q , we prompt an LLM (e.g. GPT-4O-MINI (OpenAI, 2023)) to recognize specialized medical named entities. Let

$$\mathcal{K}(Q) = \{k_1, \dots, k_n\}$$

be the extracted set of medical keywords from Q .

3. **Graph Matching.** For each keyword $k \in \mathcal{K}(Q)$, we query the UMLS API¹ to acquire associated links

$$\ell = (v_1, e, v_2),$$

where $v_1, v_2 \in \mathcal{V}$ and $e \in \mathcal{E}$. Denote the multiset of all such links retrieved across all $Q \in \mathcal{Q}_{ori}$ by \mathcal{L} .

4. **Deduplication & Filtering.** We deduplicate entries and incorrect artifacts from \mathcal{L} . This process yields a high-quality subset:

$$\mathcal{T} = \{(s, p, o) \mid s, o \in \mathcal{V}, p \in \mathcal{E}\},$$

where each element (s, p, o) corresponds to a verified medical subject-predicate-object triplet.

5. **Knowledge Base Construction.** Finally, each triplet (s, p, o) is converted into a short “fact” in natural language (e.g., “ s is a contraindicated drug for o ”), which forms a knowledge base \mathcal{D} . This textual representation serves as the source for subsequent experiments in later sections.

3.3 Template construction

To facilitate direct assessment of LLMs’ medical knowledge, we frame our evaluation as a binary classification task, converting extracted triplets \mathcal{T} into binary judgment questions.

Central to this transformation is our template-based approach, where we develop a specific template for each predicate type p in the triplet (s, p, o) , which enables us to consistently frame the medical knowledge contained in each triplet as a well-structured binary judgment question, and facilitates standardized precise evaluation.

Specifically, we identify about 200 unique predicates among the collected triplets \mathcal{T} . Then we leverage LLMs to generate and human experts to check the templates tailored to the unique predicates present in the triplets \mathcal{T} .

¹<https://documentation.uts.nlm.nih.gov/rest/home.html>

3.4 Question generation with templates

Having predicate-specific templates, we proceed to generate binary judgment questions by applying these templates to the UMLS triplets \mathcal{T} . This process involves substituting the entities from each triplet into the corresponding placeholders in the template to form complete and meaningful judgments. The judgments involve positive judgments that their statements hold, as well as negative judgments that their statements do not hold.

For positive judgment samples, they are generated by simply replacing the placeholders in the templates with the original entities present in the triplet.

However, for negative judgment samples, we need to construct statements that do not hold. In practice, we substitute the object placeholder with other entities that do not satisfy the given relationship with the subject in the triplet. It is essential to ensure that the substituted entities belong to the same semantic type as the original object to maintain logical coherence. To achieve this, we collect N_i entities within the same semantic type i as the object in the original triplet. We then randomly shuffle this list and select k candidate entities (where $k \ll N_i$) and fill in the placeholder to create k negative ones (here we set $k = 3$).

While negative samples are generated by randomly sampling objects from the same semantic type, there remains a nonzero yet small probability that the resulting statement (s, p, o_{neg}) might actually reflect a valid relation. To solve this issue, we perform post-hoc checks against our curated knowledge base \mathcal{D} . In the rare case where (s, p, o_{neg}) is present in \mathcal{D} , we exclude that instance and re-sample. In practice, we find this probability to be negligible (below 1%), which is partially due to the large amount of entities within the same semantic type as shown in Appendix A.1, ensuring that nearly all sampled negative statements are indeed invalid relationships.

The resulting set of binary judgment questions forms the MKJ dataset, providing resource for evaluating the medical knowledge within LLMs. Using templates to guide question generation, we enable robust and interpretable assessments across a wide range of aspects of medical knowledge. More information about the dataset can be found in Appendix A.1.

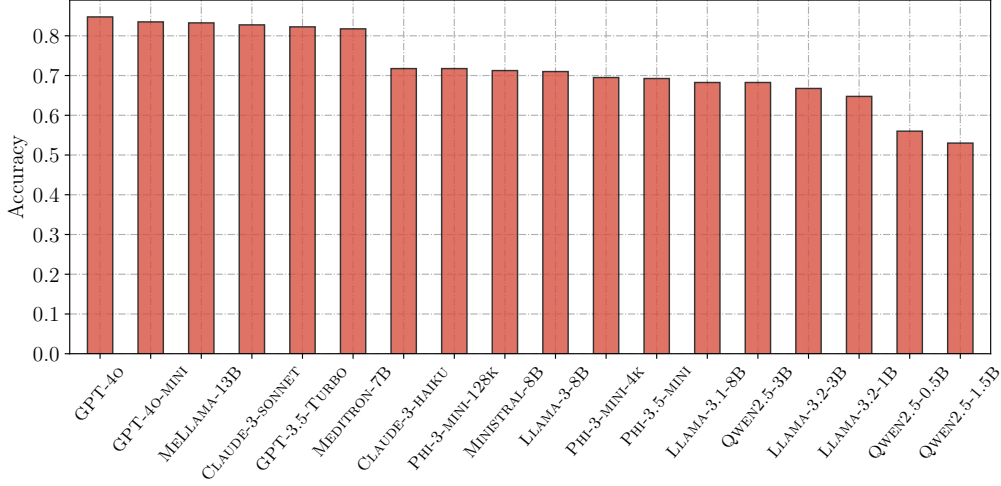


Figure 3: Accuracies of LLMs on the MKJ dataset with zero-shot prompting.

4 Experiments and Analysis

4.1 Experiment setup

We evaluate representative open-source and closed-source LLMs of various sizes and architectures, with an intention on LLMs with smaller sizes. Closed-source models include GPT-3.5-TURBO, GPT-4O-MINI, GPT-4O (OpenAI, 2023), CLAUDE-3-HAIKU and CLAUDE-3-SONNET (cla). Open-source LLMs involve Llama-3 series (including LLAMA-3-8B, LLAMA-3.1-8B, LLAMA-3.2-1B, LLAMA-3.2-3B) (Dubey et al., 2024), MINISTRAL-8B (Mistral, 2024), Qwen2.5 series (QWEN2.5-0.5B, QWEN2.5-1.5B, QWEN2.5-3B) (Team, 2024), Phi-3 series (including PHI-3-MINI-4K, PHI-3-MINI-128K, PHI-3.5-MINI) (Abdin et al., 2024), as well as medical LLMs MEDITRON-7B (Chen et al., 2023b) and MELLAMA-13B (Xie et al., 2024).

More information can be found in Appendix A.2. We utilize zero-shot prompting technique to LLMs for their responses and employ the most deterministic setting (i.e., temperature=0 or top_k=1). Detailed prompts can be found in Appendix A.3.

4.2 Evaluation

Each datapoint in the MKJ dataset contains 1 positive judgments and k negative judgments (we set $k=3$). Therefore, we have three categories of evaluation metrics, positive accuracy Acc_{pos} (accuracy on the positive judgment questions), negative accuracy Acc_{neg} (accuracy on the negative judgment questions), and accuracy Acc (regular accuracy over all samples in Acc_{pos} and Acc_{neg} combined),

which can be formally defined as:

$$\text{Acc} = \frac{1}{k+1} \text{Acc}_{\text{pos}} + \frac{k}{k+1} \text{Acc}_{\text{neg}}.$$

4.3 RQ1: To what extent can LLMs accurately perform medical judgments?

Figure 3 shows the overall accuracies Acc of LLMs with zero-shot prompting, from which we can observe that GPT-4O and GPT-4O-MINI achieve the best results, and medical LLMs MELLAMA-13B and MEDITRON-7B also display strong performances. However, general-domain open-source LLMs fall behind and their performances generally decreases as model sizes becomes smaller.

Model	Acc	Acc _{pos}	Acc _{neg}	Acc _{gap}
GPT-SERIES	0.83	0.69	0.88	-0.19
CLAUDE-3-SERIES	0.77	0.78	0.77	0.01
MINISTRAL-8B	0.71	0.48	0.79	-0.31
LLAMA-3-SERIES	0.68	0.39	0.77	-0.38
QWEN2.5-SERIES	0.59	0.46	0.63	-0.17
PHI-3-SERIES	0.70	0.63	0.73	-0.10
MEDITRON-7B	0.82	0.74	0.84	-0.10
MELLAMA-13B	0.83	0.79	0.85	-0.06

Table 1: Averaged results of accuracy metrics for LLMs and their corresponding gaps Acc_{gap} , measured as the difference between positive (Acc_{pos}) and negative (Acc_{neg}) accuracies.

The results of positive accuracies Acc_{pos} and negative accuracies Acc_{neg} are shown in Table 1. We also calculate the accuracy gap between Acc_{pos} and Acc_{neg} , which is denoted as $\text{Acc}_{\text{gap}} = \text{Acc}_{\text{pos}} - \text{Acc}_{\text{neg}}$. For LLM families with more than one models tested in our experiment, we report the averaged results (round to two decimal places) for convenience and denote these aggregated values with the

suffix -SERIES (e.g., LLAMA-3-SERIES). The full results for all models are displayed in Table 5.

As shown in Table 1, most LLMs exhibit negative Acc_{gap} values, indicating that Acc_{neg} consistently exceeds Acc_{pos} . This pattern reflects LLMs’ inherent bias toward skepticism, showing a stronger inclination to reject rather than accept medical judgments, which aligns with previous research findings (Sun et al., 2024b; Xiong et al., 2024). This behavior may be due to the model’s intrinsic uncertainty in the domain-specific knowledge required to validate medical statements, which suggests a shortage of knowledge in medicine and healthcare.

4.4 RQ2: How well are LLMs calibrated in medical and healthcare contexts?

Given the bias in accuracies observed in Section 4.3, we aim to assess the calibration of LLMs (Guo et al., 2017; Minderer et al., 2021; Xiao et al., 2022) in this section.

Miscalibration is commonly quantified in terms of Expected Calibration Error (ECE) (Naeini et al., 2015), which measures the absolute difference between predictive confidence and accuracy. For better visualization, we present the calibration curve by plotting the pairs of confidence and accuracy.

To illustrate, considering N samples with predicted probabilities p_i and true labels y_i ($y_i \in \{0, 1\}$), we plot the calibration curve as follows. Firstly, the interval $[0, 1]$ is divided into M equal-width bins (we set $M = 20$ in our experiment). Define the k -th bin B_k as

$$B_k = \{i \mid p_i \in \left[\frac{k-1}{M}, \frac{k}{M}\right)\}, k = 1, 2, \dots, M.$$

Then for each bin B_k , we compute the average predicted probability (confidence score) as

$$\hat{p}_k = \frac{1}{|B_k|} \sum_{i \in B_k} p_i,$$

and the observed positive rate (accuracy) as

$$\hat{y}_k = \frac{1}{|B_k|} \sum_{i \in B_k} y_i.$$

The calibration curve is then presented by plotting $\{(\hat{p}_k, \hat{y}_k)\}_{k=1}^M$. A perfectly calibrated model would have these points lie on the diagonal $y = x$.

The calibration curves of representative models from four general-domain LLM families and medical LLMs are shown in Figure 4. The results for

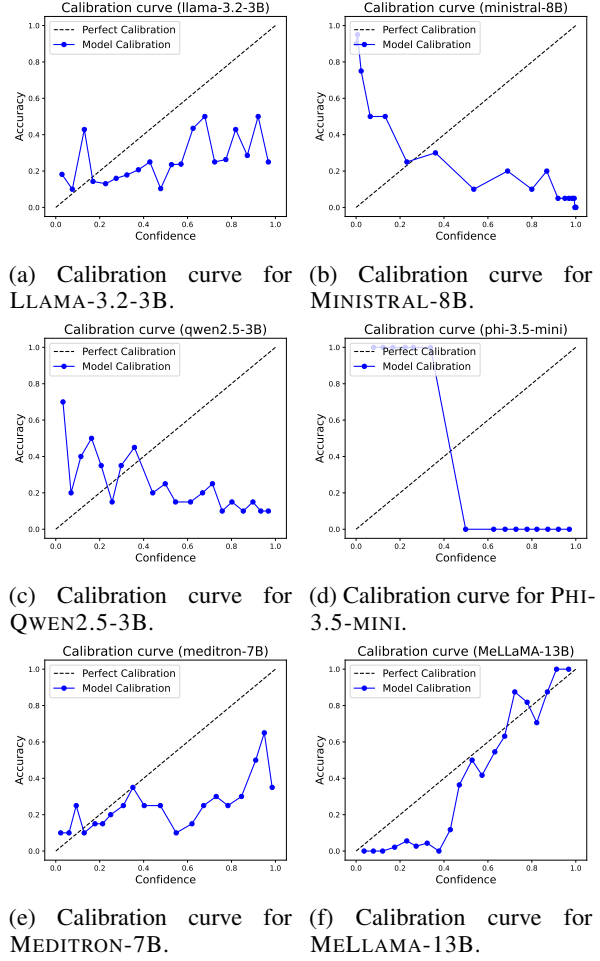


Figure 4: Calibration curves for representative models from four different open-source LLM families (Llama, Mistral, Qwen, and Phi), as well as Medical LLMs (MEDITRON-7B and MELLAMA-13B).

all LLMs can be found in Figure 10 and Figure 11 in the Appendix A.5.

The LLMs tested in this study illustrate varying degrees of calibration. We can observe that general-domain LLMs exhibit significant disparities from the perfect calibration line, while medical LLMs demonstrate better calibration performances.

For general-domain LLMs, they reveal erratic status, exhibiting both overconfidence and underconfidence patterns. It is especially notable for PHI-3.5-MINI, which may be due to its training process as other models in PHI-3-SERIES also observed similar patterns as shown in Figure 11. For LLAMA-3.2-3B, although it occasionally approaches the ideal calibration line when confidence is low, its uncertainty level is still high when the confidence increases.

For medical LLMs, the calibration of MEDITRON-7B is far from satisfactory, particularly in the mid-confidence range (0.4-0.8),

where it tends to be overconfident. Its accuracy improves at higher confidence scores but still remains inconsistent. As for MELLAMA-13B, the curve shows better calibration overall, with predictions closely aligned with the perfect calibration in mid-to-high confidence range although it still tends to be overconfident at low confidence levels.

Overall, our analysis reveals pervasive calibration deficiencies across all evaluated models on the MKJ dataset. Poor calibration can result in overconfidence, which may lead to misplaced trust in incorrect predictions (Xiong et al., 2024; Chen et al., 2023a; Li et al., 2025), or underconfidence, which could cause clinicians to overlook valuable insights (Yang and Thompson, 2010; Jiang et al., 2012). This points to calibration as a critical area for LLMs in healthcare and medicine.

4.5 RQ3: What are the underlying reasons behind LLMs’ failure to retain certain critical medical knowledge?

Given that LLMs exhibit problems observed in Section 4.3 and 4.4, a natural question is raised, "What are the underlying reasons behind LLMs’ failure to retain or recall certain medical knowledge?"

Semantic Type	Accuracy
Top-5 most error-prone	
Sign or Symptom (SS)	0.41
Hormone (H)	0.55
Physiologic Function (PF)	0.61
Neoplastic Process (NP)	0.64
Congenital Abnormality (CA)	0.65
Top-5 least error-prone	
Amino Acid, Peptide, or Protein (APP)	0.95
Immunologic Factor (IF)	0.95
Temporal Concept (TC)	0.95
Clinical Drug (CD)	0.93
Diagnostic Procedure (DP)	0.88

Table 2: Top-5 most and least error-prone semantic types for LLMs. We denote the semantic types using their abbreviations in parentheses.

To explore this, we analyze the performances of LLMs when tasked with assessing entities categorized under different semantic types, and summarize the accuracies accordingly in the Table 2, where we find the performance gap can be as large as 50%, and identify that questions involving *Sign or Symptom* and *Hormone* categories exhibit notably higher error rates in the MKJ dataset.

We analyze that the observed performance degradation can be primarily attributed to two fundamen-

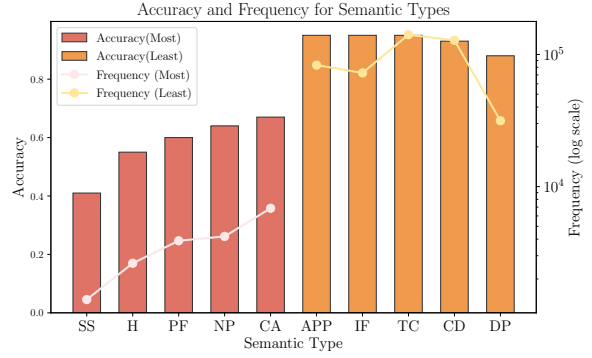


Figure 5: Overall accuracy (Acc) and frequency across most and least error-prone semantic types that are denoted via abbreviations as shown in Table 2.

tal challenges in LLM training: long-tail knowledge distribution (Kandpal et al., 2023) and co-occurrence bias (Kang and Choi, 2023). These issues manifest when medical concepts appear infrequently in training data, making it particularly challenging for LLMs to learn and retain accurate information about rare medical entities.

We validate this hypothesis through two complementary analyses. First, through comprehensive review of medical databases and literature (Chen et al., 2024c; Wang et al., 2024), we find that the most error-prone cases consistently involve rare medical conditions. This is especially evident in semantic types like *Sign or Symptom*, where uncommon terms such as "Swallow syncope" and "Asterixis" show high error rates, and *Hormone*, where rare pharmaceutical compounds like "Prednisolone hexanoate" and "Fluprednisolone" prove particularly challenging for LLMs.

Second, to quantitatively validate the relationship between concept rarity and model performance, we conduct a systematic examination using the PubMed API². By calculating the average frequency of medical terms per semantic type in the scientific literature, as illustrated in Figure 5, we reveal a clear correlation between term frequency and model accuracy. Semantic types with lower accuracies consistently demonstrate lower frequencies in the medical literature, providing empirical evidence for the impact of the long-tail knowledge.

These findings highlight a critical problem in current LLMs: their performances are significantly impacted by the uneven distribution of medical knowledge in training data, leading to substantial disparities in accuracy across different semantic types, particularly for rare medical concepts.

²<https://www.ncbi.nlm.nih.gov/books/NBK25497/>

Models	Sparse Retrieval			Dense Retrieval		
	Acc	Acc _{pos}	Acc _{neg}	Acc	Acc _{pos}	Acc _{neg}
GPT-3.5-TURBO	90.75 (↑ 8.5)	89.00 (↑ 19.0)	91.33 (↑ 5.0)	88.75 (↑ 6.5)	87.00 (↑ 17.0)	89.33 (↑ 3.0)
GPT-4O-MINI	93.50 (↑ 10.0)	99.00 (↑ 25.0)	91.66 (↑ 4.99)	92.50 (↑ 9.0)	99.00 (↑ 25.0)	90.33 (↑ 3.66)
GPT-4O	96.50 (↑ 11.75)	99.00 (↑ 35.0)	95.66 (↑ 3.99)	95.50 (↑ 10.75)	99.00 (↑ 35.0)	94.33 (↑ 2.66)
LLAMA-3-8B	88.75 (↑ 17.75)	69.00 (↑ 18.0)	95.33 (↑ 17.66)	87.00 (↑ 16.0)	64.00 (↑ 13.0)	94.66 (↑ 16.99)
LLAMA-3.1-8B	85.00 (↑ 16.75)	62.00 (↑ 11.0)	92.66 (↑ 18.66)	83.50 (↑ 15.25)	57.00 (↑ 6.0)	92.33 (↑ 18.33)
LLAMA-3.2-1B	69.25 (↑ 4.5)	20.00 (↑ 8.0)	85.66 (↑ 3.33)	67.75 (↑ 3.0)	29.00 (↑ 17.0)	80.66 (↓ 1.67)
LLAMA-3.2-3B	82.50 (↑ 15.75)	47.00 (↑ 5.0)	94.33 (↑ 19.33)	82.25 (↑ 15.5)	49.00 (↑ 7.0)	93.33 (↑ 18.33)
MINISTRAL-8B	90.00 (↑ 18.75)	67.00 (↑ 19.0)	97.66 (↑ 18.66)	91.50 (↑ 20.25)	73.00 (↑ 25.0)	97.66 (↑ 18.66)
QWEN2.5-0.5B	<u>34.50</u> (↓ 21.5)	96.00 (↑ 46.0)	<u>14.00</u> (↓ 44.0)	<u>32.00</u> (↓ 24.0)	96.00 (↑ 46.0)	<u>10.66</u> (↓ 47.34)
QWEN2.5-1.5B	70.50 (↑ 17.5)	83.00 (↑ 10.0)	66.33 (↑ 20.0)	65.75 (↑ 12.75)	85.00 (↑ 12.0)	59.33 (↑ 13.0)
QWEN2.5-3B	90.50 (↑ 22.25)	66.00 (↑ 50.0)	98.66 (↑ 12.99)	91.50 (↑ 23.25)	71.00 (↑ 55.0)	98.33 (↑ 12.66)
PHI-3-MINI-4K	90.00 (↑ 20.5)	93.00 (↑ 29.0)	89.00 (↑ 17.67)	90.00 (↑ 20.5)	93.00 (↑ 29.0)	89.00 (↑ 17.67)
PHI-3-MINI-128K	90.50 (↑ 18.75)	89.00 (↑ 31.0)	91.33 (↑ 15.0)	90.50 (↑ 18.75)	89.00 (↑ 31.0)	91.00 (↑ 14.67)
PHI-3.5-MINI	86.00 (↑ 16.75)	96.00 (↑ 29.0)	82.66 (↑ 12.66)	86.25 (↑ 17.0)	98.00 (↑ 31.0)	82.33 (↑ 12.33)
MEDITRON-7B	91.75 (↑ 10.0)	84.00 (↑ 10.0)	94.33 (↑ 10.0)	88.50 (↑ 6.75)	81.00 (↑ 7.0)	91.00 (↑ 6.67)
MeLLAMA-13B	92.25 (↑ 9.0)	89.00 (↑ 10.0)	93.33 (↑ 8.66)	90.00 (↑ 6.75)	87.00 (↑ 8.0)	91.00 (↑ 6.33)

Table 3: Performances of LLMs for RAG with sparse and dense retrieval methods. All numbers are in percentage (%). Highest accuracies are in **bold**, and worst results are with underline. The values in parentheses are the absolute differences between RAG and zero-shot, with ↑ denoting improvement and ↓ denoting decrement.

4.6 RQ4: What strategies can enhance the response accuracy of LLMs?

Current results by zero-shot prompting show that there still exists a gap in response accuracy. To explore more responsible approaches for utilizing LLMs, we experiment the technique of retrieval-augmented generation (RAG) (Guu et al., 2020; Karpukhin et al., 2020; Lewis et al., 2020).

Experiment setup. The experiment setup for RAG is outlined as below.

- **Retriever.** We incorporate both sparse retrieval method BM25 (Robertson et al., 2009) and dense retrieval method Sentence-BERT (Reimers and Gurevych, 2019; Thakur et al., 2021).
- **Documents.** We utilize the constructed knowledge base \mathcal{D} as described in Section 3.2 as our retrieval document corpus.
- **Implementation.** We retrieved documents for each query according to their cosine similarities, and prepend the top-5 to the input of the LLMs following Ram et al. (2023) and Shi et al. (2024a). Detailed prompts can be found in Appendix A.3.

The experiment outputs are listed in Table 3. The performance differentials between RAG and zero-shot approaches are indicated in parentheses, computed as RAG results minus zero-shot results.

It is demonstrated that RAG enhances the response accuracy compared with zero-shot prompting on most cases, reaching 83.05% accuracy with sparse retrieval and 81.85% with dense retrieval on average, which greatly helps the application of LLMs in real-life settings.

However, we also observe that some small-size

models such as QWEN2.5-0.5B and LLAMA-3.2-1B exhibit performance disparities between Acc_{pos} and Acc_{neg}, which match the overconfidence patterns observed in Section 4.4 and Figure 10. We hypothesize that this may be due to small models’ inability to properly handle the knowledge between external documents and from internal parameters, which is known as knowledge conflicts (Xu et al., 2024; Su et al., 2024).

Our experiment underscores the importance of retrieval methods to complement the inherent strengths and weaknesses of LLMs (Chen et al., 2024a). By integrating effective RAG systems, we can significantly improve LLMs’ ability in real-life medical QA scenarios.

5 Conclusion

We introduce the Medical Knowledge Judgment (MKJ) dataset which is designed to assess the factuality of LLMs in medical and healthcare by extracting and formulating knowledge triplets into one-hop direct judgment questions. Our experiments on the MKJ dataset and subsequent analysis indicate that LLMs still face challenges in retaining factual knowledge, with notable variations in performances across different medical semantic types, especially for rare medical conditions. In the meanwhile, most LLMs exhibit poor calibration status with mixed overconfidence and underconfidence patterns. To address these issues, we investigate retrieval-augmented generation, and demonstrate its effectiveness in enhancing accuracy and reducing uncertainty in medical knowledge retention.

Limitations

Despite the systematic construction of the MKJ dataset, evaluation experiment and subsequent analysis on LLMs, there are also limitations of our work.

- Because of the large scale of UMLS, we begin with a set of existing multi-hop medical QA benchmarks. However, if the benchmarks adopted in our dataset construction pipeline do not comprehensively cover concepts or components in medicine and healthcare, the constructed dataset may also lack coverage on some type of entities to some extent.
- Due to the constraints on GPU devices, our devices cannot support run LLMs with very large sizes, which may limit our analysis and findings extend to larger models.

References

[The claude 3 model family: Opus, sonnet, haiku.](#)

Asma Ben Abacha, Eugene Agichtein, Yuval Pinter, and Dina Demner-Fushman. 2017. Overview of the medical question answering task at trec 2017 liveqa. In *26th Text REtrieval Conference, TREC 2017*.

Marah Abdin, Sam Ade Jacobs, Ammar Ahmad Awan, Jyoti Aneja, Ahmed Awadallah, Hany Awadalla, Nguyen Bach, Amit Bahree, Arash Bakhtiari, Harkirat Behl, et al. 2024. Phi-3 technical report: A highly capable language model locally on your phone. *arXiv preprint arXiv:2404.14219*.

Majid Afshar, Yanjun Gao, Deepak Gupta, Emma Croxford, and Dina Demner-Fushman. 2024. On the role of the umls in supporting diagnosis generation proposed by large language models. *Journal of Biomedical Informatics*, 157:104707.

Yejin Bang, Samuel Cahyawijaya, Nayeon Lee, Wenliang Dai, Dan Su, Bryan Wilie, Holy Lovenia, Ziwei Ji, Tiezheng Yu, Willy Chung, et al. 2023. A multitask, multilingual, multimodal evaluation of chatgpt on reasoning, hallucination, and interactivity. In *Proceedings of the 13th International Joint Conference on Natural Language Processing and the 3rd Conference of the Asia-Pacific Chapter of the Association for Computational Linguistics (Volume 1: Long Papers)*, pages 675–718.

Jiawei Chen, Hongyu Lin, Xianpei Han, and Le Sun. 2024a. Benchmarking large language models in retrieval-augmented generation. In *Proceedings of the AAAI Conference on Artificial Intelligence*, volume 38, pages 17754–17762.

Junying Chen, Chi Gui, Anningzhe Gao, Ke Ji, Xidong Wang, Xiang Wan, and Benyou Wang. 2024b. Cod, towards an interpretable medical agent using chain of diagnosis. *arXiv preprint arXiv:2407.13301*.

Xuanzhong Chen, Xiaohao Mao, Qihan Guo, Lun Wang, Shuyang Zhang, and Ting Chen. 2024c. Rarebench: Can llms serve as rare diseases specialists? In *Proceedings of the 30th ACM SIGKDD Conference on Knowledge Discovery and Data Mining*, pages 4850–4861.

Yangyi Chen, Lifan Yuan, Ganqu Cui, Zhiyuan Liu, and Heng Ji. 2023a. [A close look into the calibration of pre-trained language models](#). In *Proceedings of the 61st Annual Meeting of the Association for Computational Linguistics (Volume 1: Long Papers)*, pages 1343–1367, Toronto, Canada. Association for Computational Linguistics.

Zeming Chen, Alejandro Hernández-Cano, Angelika Romanou, Antoine Bonnet, Kyle Matoba, Francesco Salvi, Matteo Pagliardini, Simin Fan, Andreas Köpf, Amirkeivan Mohtashami, Alexandre Sallinen, Alireza Sakhaeirad, Vinitra Swamy, Igor Krawczuk, Deniz Bayazit, Axel Marmet, Syrielle Montariol, Mary-Anne Hartley, Martin Jaggi, and Antoine Bosselut. 2023b. [Meditron-70b: Scaling medical pretraining for large language models](#). *Preprint, arXiv:2311.16079*.

Xianfu Cheng, Wei Zhang, Shiwei Zhang, Jian Yang, Xiangyuan Guan, Xianjie Wu, Xiang Li, Ge Zhang, Jiaheng Liu, Yuying Mai, et al. 2025. Simplevqa: Multimodal factuality evaluation for multimodal large language models. *arXiv preprint arXiv:2502.13059*.

Abhimanyu Dubey, Abhinav Jauhri, Abhinav Pandey, Abhishek Kadian, Ahmad Al-Dahle, Aiesha Letman, Akhil Mathur, Alan Schelten, Amy Yang, Angela Fan, et al. 2024. The llama 3 herd of models. *arXiv preprint arXiv:2407.21783*.

Mohnish Dubey, Debayan Banerjee, Abdelrahman Abdelkawi, and Jens Lehmann. 2019. Lc-quad 2.0: A large dataset for complex question answering over wikidata and dbpedia. In *The Semantic Web–ISWC 2019: 18th International Semantic Web Conference, Auckland, New Zealand, October 26–30, 2019, Proceedings, Part II 18*, pages 69–78. Springer.

Yanjun Gao, Ruizhe Li, John Caskey, Dmitriy Dligach, Timothy Miller, Matthew M Churpek, and Majid Afshar. 2023. Leveraging a medical knowledge graph into large language models for diagnosis prediction. *arXiv preprint arXiv:2308.14321*.

Jihao Gu, Yingyao Wang, Pi Bu, Chen Wang, Ziming Wang, Tengtao Song, Donglai Wei, Jiale Yuan, Yingxiu Zhao, Yancheng He, et al. 2025. Chinesesimplevqa—"see the world, discover knowledge": A chinese factuality evaluation for large vision language models. *arXiv preprint arXiv:2502.11718*.

Chuan Guo, Geoff Pleiss, Yu Sun, and Kilian Q Weinberger. 2017. On calibration of modern neural

- networks. In *International conference on machine learning*, pages 1321–1330. PMLR.
- Kelvin Guu, Kenton Lee, Zora Tung, Panupong Papat, and Mingwei Chang. 2020. Retrieval augmented language model pre-training. In *International conference on machine learning*, pages 3929–3938. PMLR.
- Yancheng He, Shilong Li, Jiaheng Liu, Yingshui Tan, Weixun Wang, Hui Huang, Xingyuan Bu, Hangyu Guo, Chengwei Hu, Boren Zheng, et al. 2024. Chinese simpleqa: A chinese factuality evaluation for large language models. *arXiv preprint arXiv:2411.07140*.
- Xiaoqian Jiang, Melanie Osl, Jihoon Kim, and Lucila Ohno-Machado. 2012. Calibrating predictive model estimates to support personalized medicine. *Journal of the American Medical Informatics Association*, 19(2):263–274.
- Mandar Joshi, Eunsol Choi, Daniel S Weld, and Luke Zettlemoyer. 2017. Triviaqa: A large scale distantly supervised challenge dataset for reading comprehension. In *Proceedings of the 55th Annual Meeting of the Association for Computational Linguistics (Volume 1: Long Papers)*, pages 1601–1611.
- Nikhil Kandpal, Haikang Deng, Adam Roberts, Eric Wallace, and Colin Raffel. 2023. *Large language models struggle to learn long-tail knowledge*. In *Proceedings of the 40th International Conference on Machine Learning*, volume 202 of *Proceedings of Machine Learning Research*, pages 15696–15707. PMLR.
- Cheongwoong Kang and Jaesik Choi. 2023. Impact of co-occurrence on factual knowledge of large language models. In *Findings of the Association for Computational Linguistics: EMNLP 2023*, pages 7721–7735.
- Vladimir Karpukhin, Barlas Oguz, Sewon Min, Patrick Lewis, Ledell Wu, Sergey Edunov, Danqi Chen, and Wen-tau Yih. 2020. *Dense passage retrieval for open-domain question answering*. In *Proceedings of the 2020 Conference on Empirical Methods in Natural Language Processing (EMNLP)*, pages 6769–6781, Online. Association for Computational Linguistics.
- Jiho Kim, Sungjin Park, Yeonsu Kwon, Yohan Jo, James Thorne, and Edward Choi. 2023. *FactKG: Fact verification via reasoning on knowledge graphs*. In *Proceedings of the 61st Annual Meeting of the Association for Computational Linguistics (Volume 1: Long Papers)*, pages 16190–16206, Toronto, Canada. Association for Computational Linguistics.
- Ehsan Latif, Yifan Zhou, Shuchen Guo, Yizhu Gao, Lehong Shi, Matthew Nayaaba, Gyeonggeon Lee, Liang Zhang, Arne Bewersdorff, Luyang Fang, et al. 2024. A systematic assessment of openai o1-preview for higher order thinking in education. *arXiv preprint arXiv:2410.21287*.
- Patrick Lewis, Ethan Perez, Aleksandra Piktus, Fabio Petroni, Vladimir Karpukhin, Naman Goyal, Heinrich Küttler, Mike Lewis, Wen-tau Yih, Tim Rocktäschel, et al. 2020. Retrieval-augmented generation for knowledge-intensive nlp tasks. *Advances in Neural Information Processing Systems*, 33:9459–9474.
- Irene Li, Jessica Pan, Jeremy Goldwasser, Neha Verma, Wai Pan Wong, Muhammed Yavuz Nuzumlalı, Benjamin Rosand, Yixin Li, Matthew Zhang, David Chang, et al. 2022. Neural natural language processing for unstructured data in electronic health records: a review. *Computer Science Review*, 46:100511.
- Jiaxi Li, Yiwei Wang, Kai Zhang, Yujun Cai, Bryan Hooi, Nanyun Peng, Kai-Wei Chang, and Jin Lu. 2025. Fact or guesswork? evaluating large language model’s medical knowledge with structured one-hop judgment. *arXiv preprint arXiv:2502.14275*.
- Junyi Li, Jie Chen, Ruiyang Ren, Xiaoxue Cheng, Xin Zhao, Jian-Yun Nie, and Ji-Rong Wen. 2024. *The dawn after the dark: An empirical study on factuality hallucination in large language models*. In *Proceedings of the 62nd Annual Meeting of the Association for Computational Linguistics (Volume 1: Long Papers)*, pages 10879–10899, Bangkok, Thailand. Association for Computational Linguistics.
- Stephanie Lin, Jacob Hilton, and Owain Evans. 2022. Truthfulqa: Measuring how models mimic human falsehoods. In *Proceedings of the 60th Annual Meeting of the Association for Computational Linguistics (Volume 1: Long Papers)*, pages 3214–3252.
- Wenqi Liu, Xuemeng Song, Jiaxi Li, Yinwei Wei, Na Zheng, Jianhua Yin, and Liqiang Nie. 2025. Mitigating hallucination through theory-consistent symmetric multimodal preference optimization. *arXiv preprint arXiv:2506.11712*.
- Zhengliang Liu, Tianyang Zhong, Yiwei Li, Yutong Zhang, Yi Pan, Zihao Zhao, Peixin Dong, Chao Cao, Yuxiao Liu, Peng Shu, et al. 2023. Evaluating large language models for radiology natural language processing. *arXiv preprint arXiv:2307.13693*.
- Chaitanya Malaviya, Subin Lee, Sihao Chen, Elizabeth Sieber, Mark Yatskar, and Dan Roth. 2024. *ExpertQA: Expert-curated questions and attributed answers*. In *Proceedings of the 2024 Conference of the North American Chapter of the Association for Computational Linguistics: Human Language Technologies (Volume 1: Long Papers)*, pages 3025–3045, Mexico City, Mexico. Association for Computational Linguistics.
- Zaiqiao Meng, Fangyu Liu, Ehsan Shareghi, Yixuan Su, Charlotte Collins, and Nigel Collier. 2022. *Rewire-then-probe: A contrastive recipe for probing biomedical knowledge of pre-trained language models*. In *Proceedings of the 60th Annual Meeting of the Association for Computational Linguistics (Volume*

- 1: Long Papers), pages 4798–4810, Dublin, Ireland. Association for Computational Linguistics.
- Matthias Minderer, Josip Djolonga, Rob Romijnders, Frances Hubis, Xiaohua Zhai, Neil Houlsby, Dustin Tran, and Mario Lucic. 2021. Revisiting the calibration of modern neural networks. *Advances in Neural Information Processing Systems*, 34:15682–15694.
- AI team Mistral. 2024. Un ministral, des ministraux.
- Michael Moor, Oishi Banerjee, Zahra Shakeri Hossein Abad, Harlan M Krumholz, Jure Leskovec, Eric J Topol, and Pranav Rajpurkar. 2023. Foundation models for generalist medical artificial intelligence. *Nature*, 616(7956):259–265.
- Mahdi Pakdaman Naeini, Gregory Cooper, and Milos Hauskrecht. 2015. Obtaining well calibrated probabilities using bayesian binning. In *Proceedings of the AAAI conference on artificial intelligence*, volume 29.
- OpenAI. 2023. [Gpt-4 technical report](#). Preprint, arXiv:2303.08774.
- Ankit Pal, Logesh Kumar Umapathi, and Malaikanan Sankarasubbu. 2022. Medmcqa: A large-scale multi-subject multi-choice dataset for medical domain question answering. In *Conference on health, inference, and learning*, pages 248–260. PMLR.
- Ori Ram, Yoav Levine, Itay Dalmedigos, Dor Muhlgay, Amnon Shashua, Kevin Leyton-Brown, and Yoav Shoham. 2023. In-context retrieval-augmented language models. *Transactions of the Association for Computational Linguistics*, 11:1316–1331.
- Nils Reimers and Iryna Gurevych. 2019. [Sentence-bert: Sentence embeddings using siamese bert-networks](#). In *Proceedings of the 2019 Conference on Empirical Methods in Natural Language Processing*. Association for Computational Linguistics.
- Stephen Robertson, Hugo Zaragoza, et al. 2009. The probabilistic relevance framework: Bm25 and beyond. *Foundations and Trends® in Information Retrieval*, 3(4):333–389.
- Weijia Shi, Sewon Min, Michihiro Yasunaga, Minjoon Seo, Richard James, Mike Lewis, Luke Zettlemoyer, and Wen-tau Yih. 2024a. [RE-PLUG: Retrieval-augmented black-box language models](#). In *Proceedings of the 2024 Conference of the North American Chapter of the Association for Computational Linguistics: Human Language Technologies (Volume 1: Long Papers)*, pages 8371–8384, Mexico City, Mexico. Association for Computational Linguistics.
- Wenqi Shi, Ran Xu, Yuchen Zhuang, Yue Yu, Jieyu Zhang, Hang Wu, Yuanda Zhu, Joyce Ho, Carl Yang, and May D Wang. 2024b. Ehragent: Code empowers large language models for complex tabular reasoning on electronic health records. *arXiv preprint arXiv:2401.07128*.
- Yucheng Shi, Peng Shu, Zhengliang Liu, Zihao Wu, Quanzheng Li, and Xiang Li. 2024c. Mgh radiology llama: A llama 3 70b model for radiology. *arXiv preprint arXiv:2408.11848*.
- Karan Singhal, Tao Tu, Juraj Gottweis, Rory Sayres, Ellery Wulczyn, Mohamed Amin, Le Hou, Kevin Clark, Stephen R Pfohl, Heather Cole-Lewis, et al. 2025. Toward expert-level medical question answering with large language models. *Nature Medicine*, pages 1–8.
- Zhaochen Su, Jun Zhang, Xiaoye Qu, Tong Zhu, Yanshu Li, Jiashuo Sun, Juntao Li, Min Zhang, and Yu Cheng. 2024. Conflictbank: A benchmark for evaluating the influence of knowledge conflicts in llm. *arXiv preprint arXiv:2408.12076*.
- Kai Sun, Yifan Xu, Hanwen Zha, Yue Liu, and Xin Luna Dong. 2024a. Head-to-tail: How knowledgeable are large language models (llms)? aka will llms replace knowledge graphs? In *Proceedings of the 2024 Conference of the North American Chapter of the Association for Computational Linguistics: Human Language Technologies (Volume 1: Long Papers)*, pages 311–325.
- Kai Sun, Yifan Xu, Hanwen Zha, Yue Liu, and Xin Luna Dong. 2024b. [Head-to-tail: How knowledgeable are large language models \(LLMs\)? A.K.A. will LLMs replace knowledge graphs?](#) In *Proceedings of the 2024 Conference of the North American Chapter of the Association for Computational Linguistics: Human Language Technologies (Volume 1: Long Papers)*, pages 311–325, Mexico City, Mexico. Association for Computational Linguistics.
- Qwen Team. 2024. [Qwen2.5: A party of foundation models](#).
- Nandan Thakur, Nils Reimers, Johannes Daxenberger, and Iryna Gurevych. 2021. [Augmented SBERT: Data augmentation method for improving bi-encoders for pairwise sentence scoring tasks](#). In *Proceedings of the 2021 Conference of the North American Chapter of the Association for Computational Linguistics: Human Language Technologies*, pages 296–310, Online. Association for Computational Linguistics.
- Priyansh Trivedi, Gaurav Maheshwari, Mohnish Dubey, and Jens Lehmann. 2017. Lc-quad: A corpus for complex question answering over knowledge graphs. In *The Semantic Web–ISWC 2017: 16th International Semantic Web Conference, Vienna, Austria, October 21–25, 2017, Proceedings, Part II 16*, pages 210–218. Springer.
- Guanchu Wang, Junhao Ran, Ruixiang Tang, Chiyuan Chang, Yu-Neng Chuang, Zirui Liu, Vladimir Braverman, Zhandong Liu, and Xia Hu. 2024. Assessing and enhancing large language models in rare disease question-answering. *arXiv preprint arXiv:2408.08422*.
- Jason Wei, Nguyen Karina, Hyung Won Chung, Yunxin Joy Jiao, Spencer Papay, Amelia Glaese, John

- Schulman, and William Fedus. 2024. Measuring short-form factuality in large language models. [arXiv preprint arXiv:2411.04368](#).
- Yuxin Xiao, Paul Pu Liang, Umang Bhatt, Willie Neiswanger, Ruslan Salakhutdinov, and Louis-Philippe Morency. 2022. Uncertainty quantification with pre-trained language models: A large-scale empirical analysis. In *Findings of the Association for Computational Linguistics: EMNLP 2022*, pages 7273–7284.
- Qianqian Xie, Qingyu Chen, Aokun Chen, Cheng Peng, Yan Hu, Fongci Lin, Xueqing Peng, Jimin Huang, Jeffrey Zhang, Vipina Keloth, et al. 2024. Me-llama: Foundation large language models for medical applications. [Research square](#), pages rs–3.
- Honglin Xiong, Sheng Wang, Yitao Zhu, Zihao Zhao, Yuxiao Liu, Linlin Huang, Qian Wang, and Dinggang Shen. 2023. Doctorglm: Fine-tuning your chinese doctor is not a herculean task. [arXiv preprint arXiv:2304.01097](#).
- Miao Xiong, Zhiyuan Hu, Xinyang Lu, YIFEI LI, Jie Fu, Junxian He, and Bryan Hooi. 2024. [Can LLMs express their uncertainty? an empirical evaluation of confidence elicitation in LLMs](#). In *The Twelfth International Conference on Learning Representations*.
- Canwen Xu, Daya Guo, Nan Duan, and Julian McAuley. 2023. Baize: An open-source chat model with parameter-efficient tuning on self-chat data. In *Proceedings of the 2023 Conference on Empirical Methods in Natural Language Processing*, pages 6268–6278.
- Rongwu Xu, Zehan Qi, Zhijiang Guo, Cunxiang Wang, Hongru Wang, Yue Zhang, and Wei Xu. 2024. [Knowledge conflicts for LLMs: A survey](#). In *Proceedings of the 2024 Conference on Empirical Methods in Natural Language Processing*, pages 8541–8565, Miami, Florida, USA. Association for Computational Linguistics.
- Zhiling Yan, Kai Zhang, Rong Zhou, Lifang He, Xiang Li, and Lichao Sun. 2023. Multimodal chatgpt for medical applications: an experimental study of gpt-4v. [arXiv preprint arXiv:2310.19061](#).
- Huiqin Yang and Carl Thompson. 2010. Nurses’ risk assessment judgements: A confidence calibration study. *Journal of Advanced Nursing*, 66(12):2751–2760.
- Rui Yang, Haoran Liu, Qingcheng Zeng, Yu He Ke, Wanxin Li, Lechao Cheng, Qingyu Chen, James Caverlee, Yutaka Matsuo, and Irene Li. 2024. Kg-rank: Enhancing large language models for medical qa with knowledge graphs and ranking techniques. [arXiv preprint arXiv:2403.05881](#).
- Rui Yang, Ting Fang Tan, Wei Lu, Arun James Thirunavukarasu, Daniel Shu Wei Ting, and Nan Liu. 2023. Large language models in health care: Development, applications, and challenges. *Health Care Science*, 2(4):255–263.
- Michihiro Yasunaga, Antoine Bosselut, Hongyu Ren, Xikun Zhang, Christopher D Manning, Percy S Liang, and Jure Leskovec. 2022. Deep bidirectional language-knowledge graph pretraining. *Advances in Neural Information Processing Systems*, 35:37309–37323.
- Kai Zhang, Rong Zhou, Eashan Adhikarla, Zhiling Yan, Yixin Liu, Jun Yu, Zhengliang Liu, Xun Chen, Brian D Davison, Hui Ren, et al. 2024. A generalist vision–language foundation model for diverse biomedical tasks. *Nature Medicine*, pages 1–13.
- Yue Zhang, Yafu Li, Leyang Cui, Deng Cai, Lemao Liu, Tingchen Fu, Xinting Huang, Enbo Zhao, Yu Zhang, Yulong Chen, et al. 2023. Siren’s song in the ai ocean: a survey on hallucination in large language models. [arXiv preprint arXiv:2309.01219](#).
- Huaqin Zhao, Jiaxi Li, Yi Pan, Shizhe Liang, Xiaofeng Yang, Wei Liu, Xiang Li, Fei Dou, Tianming Liu, and Jin Lu. 2024. Helene: Hessian layer-wise clipping and gradient annealing for accelerating fine-tuning llm with zeroth-order optimization. [arXiv preprint arXiv:2411.10696](#).
- Shuang Zhou, Wenya Xie, Jiaxi Li, Zaifu Zhan, Meijia Song, Han Yang, Cheyenna Espinoza, Lindsay Welton, Xinnie Mai, Yanwei Jin, et al. 2025. Automating expert-level medical reasoning evaluation of large language models. [arXiv preprint arXiv:2507.07988](#).
- Yuxuan Zhou, Xien Liu, Chen Ning, Xiao Zhang, and Ji Wu. 2024. Reliable and diverse evaluation of llm medical knowledge mastery. [arXiv preprint arXiv:2409.14302](#).

A Appendix

A.1 Dataset Details

A.1.1 Basic information

We extract triplets (s, p, o) from UMLS, where there is a basic attribute called “Semantic Type” that denotes the type of an entity or concept. By doing substitution on the object of a triplet, we assess LLM’s knowledge on the object o with the predicate p of subject s . Therefore, we use the semantic type of the object o to denote the type of a judgment question.

Specifically, there are 236 semantic types among the collected triplets \mathcal{T} . Due to the large amount of semantic types, we may only be able to list some of them here: *Organic Chemical, Pharmacologic Substance, Congenital Abnormality, Finding, Disease or Syndrome, Virus, Injury or Poisoning, Sign or Symptom, Therapeutic or Preventive Procedure, Physiologic Function, Idea or Concept, Pathologic Function, Functional Concept, Molecular Function, Amino Acid, Peptide, or Protein, Immunologic Factor, Neoplastic Process, Professional or Occupational Group, Clinical Drug, Hormone, Biologically Active Substance, Indicator, Reagent, or Diagnostic Aid, Intellectual Product, Health Care Activity, Body Part, Organ, or Organ Component, Temporal Concept, Diagnostic Procedure, Body System*.

We further group our judgment questions in the MKJ dataset into three categories according to the semantic types, including *Biomedical Entities, Pathological Conditions*, and *Clinical Practice*, as shown in Figure 1.

A.1.2 Statistics about MKJ dataset

Here we provide some detailed statistics on our MKJ dataset.

During the construction process, we collect 5820 high-quality triplets \mathcal{T} . There are more than 40,000 entities with 236 different semantic types. The average number of entities for each semantic type is around 160, which ensures our object substitution operation (Section 3.4) in the data generation process is effective with little chance of introducing noise or mistake.

A.2 Model Details

Details of LLMs in our experiment. Some full names of LLMs may occupy too-much space in the paper main body. Therefore, we provide the

detailed versions and sources of LLMs evaluated in our experiments, as listed in Table 4.

A.3 Prompts

Prompt for Extracting Keywords. In section 3.2, we extracting keywords in a problem for medical and healthcare, and the prompt is given below in Figure 6.

Question: {question}

You are interacting with a knowledge graph that contains definitions and relational information of medical terminologies. To provide a precise and relevant answer to this question, you are expected to:

1. Understand the Question Thoroughly: Analyze the question deeply to identify which specific medical terminologies and their interrelations, as extracted from the knowledge graph, are crucial for formulating an accurate response.
2. Extract Key Terminologies: Return the 3-5 most relevant medical terminologies based on their significance to the question.
3. Format the Output: Return in a structured JSON format with the key as "medical_terminologies". For example:
[
 {
 "medical_terminologies": ["term1", "term2", ...]
 }
]

Figure 6: Prompt for extracting medical keywords.

Prompt for Constructing Templates. In section 3.3, we prompt LLMs to generate templates for constructing judgment questions. By utilizing few-shot prompting technique (we provide 3 examples in the context), LLMs can generate high-quality templates that are logical and coherent. The prompt is given below in Figure 7.

Prompts for Evaluation. The prompts used for evaluation with zero-shot prompting and retrieval-augmented generation (RAG) are provided in Figure 8 and Figure 9.

A.4 Performances with zero-shot prompting

We display the full results of LLMs with zero-shot prompting in Table 5 below.

A.5 Calibration Curves and Uncertainty Quantification

We list the calibration curves of all open-source LLMs we tested in this paper in Figure 10 and Figure 11, including LLM families of Llama, Mistral,

Model	Version and Source
GPT-3.5-TURBO	https://platform.openai.com/docs/models/gpt-3-5-turbo#gpt-3-5-turbo
GPT-4o-MINI	https://platform.openai.com/docs/models#gpt-4o-mini
GPT-4o	https://platform.openai.com/docs/models#gpt-4o
CLAUDE-3-HAIKU	https://docs.anthropic.com/en/docs/about-claude/models#model-comparison-table
CLAUDE-3-SONNET	https://docs.anthropic.com/en/docs/about-claude/models#model-comparison-table
LLAMA-3-8B	https://huggingface.co/meta-llama/Meta-Llama-3-8B-Instruct
LLAMA-3.1-8B	https://huggingface.co/meta-llama/Llama-3.1-8B-Instruct
LLAMA-3.2-1B	https://huggingface.co/meta-llama/Llama-3.2-1B-Instruct
LLAMA-3.2-3B	https://huggingface.co/meta-llama/Llama-3.2-3B-Instruct
MINISTRAL-8B	https://huggingface.co/mistralai/Mistral-8B-Instruct-2410
QWEN2.5-0.5B	https://huggingface.co/Qwen/Qwen2.5-0.5B-Instruct
QWEN2.5-1.5B	https://huggingface.co/Qwen/Qwen2.5-1.5B-Instruct
QWEN2.5-3B	https://huggingface.co/Qwen/Qwen2.5-3B-Instruct
PHI-3-MINI-4K	https://huggingface.co/microsoft/Phi-3-mini-4k-instruct
PHI-3-MINI-128K	https://huggingface.co/microsoft/Phi-3-mini-128k-instruct
PHI-3.5-MINI	https://huggingface.co/microsoft/Phi-3.5-mini-instruct
MEDITRON-7B	https://huggingface.co/epfl-llm/meditron-7b
MeLLaMA-13B	https://physionet.org/content/me-llama/1.0.0/MeLLaMA-13B/

Table 4: Detailed versions and sources of LLMs used in our experiments.

Now given a triplet consisting of subject, object and predicate, your task is to generate a statement that checks the object has predicate with the subject.
Here are some examples.

Example 1
The triplet is: {"subject": "Noonan Syndrome", "predicate": "related to genetic biomarker", "object": "SOS1 Gene"}
Your generated statement: Genetic biomarker SOS1 Gene is related to Noonan Syndrome.

Example 2
The triplet is: {"subject": "Leukemia", "predicate": "disease has associated gene", "object": "HCK Gene"}
Your generated statement: HCK Gene has associated disease Leukemia.

Example 3
The triplet is: {"subject": "Muscle Cramp", "predicate": "may be prevented by", "object": "quinine salicylate"}
Your generated statement: Quinine salicylate may prevent Muscle Cramp.

Now it is your turn.
The triplet is: {triplet}
Your generated statement:

Figure 7: Prompt used for statement generation.

Given a statement, your task is to judge it true or false.
Format your answer like this: "Answer: [True or False]".

Statement: {query}

Figure 8: Zero-shot Prompting

Please judge the following statement is true or false based on the documents. Some relevant documents are provided that may help you do the judgement.
Finally, please format your answer like this: "Answer: [True or False]".

Statement:
{query}

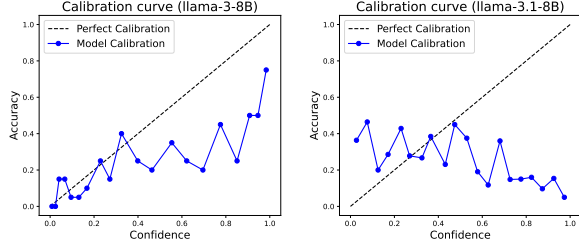
{context}

Figure 9: Prompt for retrieval-augmented generation

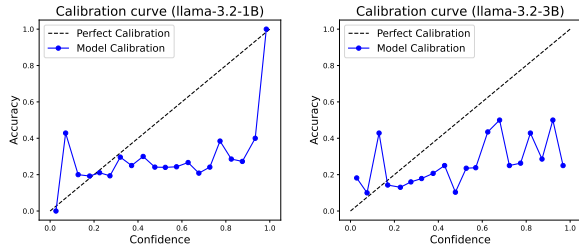
Models	Acc	Acc _{pos}	Acc _{neg}	Acc _{gap}
GPT-3.5-TURBO	0.82	0.70	0.86	-0.16
GPT-4o-MINI	0.84	0.74	0.87	-0.13
GPT-4o	0.85	0.64	0.92	-0.28
CLAUDE-3-HAIKU	0.72	0.88	0.66	0.22
CLAUDE-3-SONNET	0.83	0.68	0.88	-0.20
LLAMA-3-8B	0.71	0.51	0.78	-0.27
LLAMA-3.1-8B	0.68	0.51	0.74	-0.23
LLAMA-3.2-1B	0.65	0.12	0.82	-0.70
LLAMA-3.2-3B	0.67	0.42	0.75	-0.33
MINISTRAL-8B	0.71	0.48	0.79	-0.31
QWEN2.5-0.5B	0.56	0.50	0.58	-0.08
QWEN2.5-1.5B	0.53	0.73	0.46	0.27
QWEN2.5-3B	0.68	0.16	0.86	-0.70
PHI-3-MINI-4K	0.70	0.64	0.72	-0.08
PHI-3-MINI-128K	0.72	0.58	0.76	-0.18
PHI-3.5-MINI	0.69	0.67	0.71	-0.04
MEDITRON-7B	0.82	0.74	0.84	-0.10
MeLLaMA-13B	0.83	0.79	0.85	-0.06

Table 5: Model performances with zero-shot prompting.

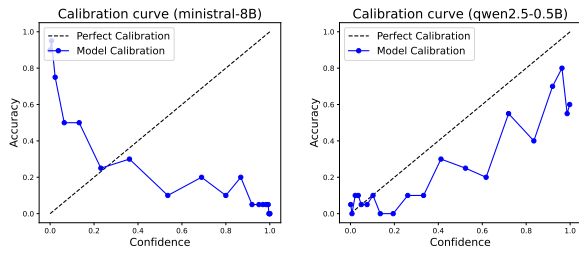
Qwen, Phi, and medical LLMs Meditron-7B and MeLLaMA-13B.



(a) Calibration curve for LLaMA-3-8B. (b) Calibration curve for LLaMA-3.1-8B.

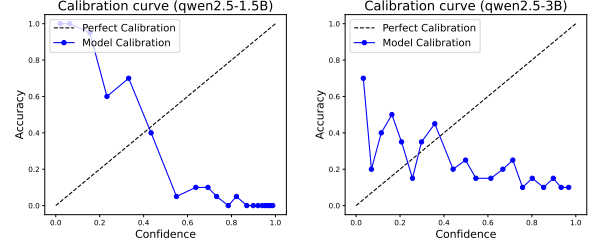


(c) Calibration curve for LLaMA-3.2-1B. (d) Calibration curve for LLaMA-3.2-3B.

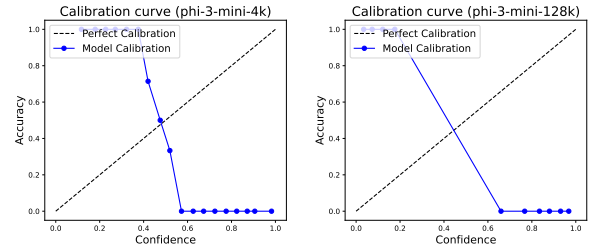


(e) Calibration curve for MINISTRAL-8B. (f) Calibration curve for QWEN2.5-0.5B.

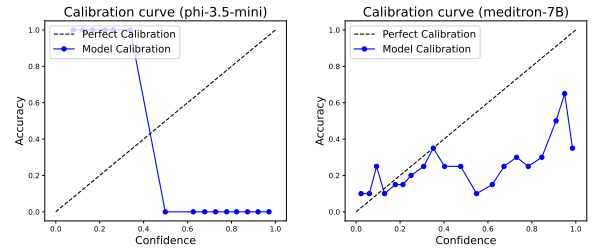
Figure 10: Calibration curves for all tested LLMs (first subfigure).



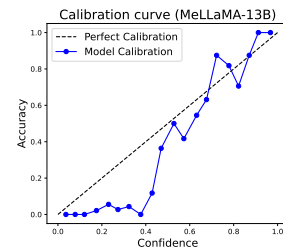
(a) Calibration curve for QWEN2.5-1.5B. (b) Calibration curve for QWEN2.5-3B.



(c) Calibration curve for PHI-3-MINI-4K. (d) Calibration curve for PHI-3-MINI-128K.



(e) Calibration curve for PHI-3.5-MINI. (f) Calibration curve for MEDITRON-7B.



(g) Calibration curve for MeLLAMA-13B.

Figure 11: Calibration curves for all tested LLMs (second subfigure).