

Towards Question Answering over Large Semi-structured Tables

Yuxiang Wang, Junhao Gan, Jianzhong Qi

School of Computing and Information Systems, The University of Melbourne
yuxiang.wang8@student.unimelb.edu.au, { junhao.gan, jianzhong.qi }@unimelb.edu.au

Abstract

Table Question Answering (TableQA) attracts strong interests due to the prevalence of web information presented in the form of semi-structured tables. Despite many efforts, TableQA over large tables remains an open challenge. This is because large tables may overwhelm models that try to comprehend them in full to locate question answers. Recent studies reduce input table size by decomposing tables into smaller, question-relevant sub-tables via generating programs to parse the tables. However, such solutions are subject to program generation and execution errors and are difficult to ensure decomposition quality. To address this issue, we propose TADRE, a TableQA model that incorporates both pre- and post-table decomposition refinements to ensure table decomposition quality, hence achieving highly accurate TableQA results. To evaluate TADRE, we construct two new large-table TableQA benchmarks via LLM-driven table expansion and QA pair generation. Extensive experiments on both the new and public benchmarks show that TADRE achieves state-of-the-art performance on large-table TableQA tasks.

Introduction

Table Question Answering (TableQA) aims to answer natural language questions grounded in semi-structured tabular data. It is an important problem because not only is information on the web often presented in the form of semi-structured tables (just “tables” hereafter), but also solving the problem helps to understand the capability of language models—which are usually trained with unstructured texts—to comprehend semi-structured data.

Recent studies (Cheng et al. 2023; Liu, Wang, and Chen 2024; Wang, Qi, and Gan 2025) exploit Large Language Models (LLMs) to comprehend both natural language questions and tables and generate answers. Such solutions are challenged by large tables (Liu et al. 2024), e.g., tables with just over 500 tokens (cf. Figure 1a), which could contain too much irrelevant information that overwhelms LLMs.

Studies on TableQA over large tables generally take a decompose-then-reason approach that first decomposes a large table into smaller, question-relevant sub-tables, upon which a model (e.g., an LLM) reasons to generate the question answer. Some existing works (Ye et al. 2023; Lee et al. 2024; Wang et al. 2024) feed an entire table to an LLM for decomposition, where the LLM is again challenged by the large table size. Others (Pourreza and Rafiei 2023; Chen



Figure 1: (a) TableQA accuracy of running GPT4-o mini and Gemini 2.0 on tables of different lengths (i.e., numbers of tokens) in the WikiTableQuestions dataset (Pasupat and Liang 2015). (b) Illustration of different LLM involvement strategies in TableQA.

et al. 2024; Nahid and Rafiei 2024) use LLMs to analyze the input question and table headers, and generate table parser programs which are executed for table decomposition. Due to the semi-structured nature of the tables and the generative nature of the table parser programs, the programs may fail to fetch question-relevant sub-tables or may not run at all.

We observe that these existing solutions run LLMs on tables either *too eagerly* (i.e., read full tables for decomposition) or *too late* (i.e., wait until tables are decomposed by a parser program), which leaves a gap to fill – see different pipelines in Figure 1b, and an opportunity to enhance TableQA accuracy over large tables.

We propose a TableQA model named TADRE where LLMs are an active participant in the table decomposition

step, i.e., table decomposition with LLM reasoning.

TADRE first employs a *Decomposition Planner*, an LLM-based component that leverages few-shot in-context learning to generate SQL queries. The queries are structured reasoning paths for question-relevant sub-table retrieval. Rather than executing these queries directly, a table semantics- and structure-aware *Table Decomposer* parses them to extract semantic signals, such as column names, values, and conditions, which are then converted into a Python program via a SQL-to-Python semantic mapping to extract a question-relevant sub-table. This yields a compact and relevant sub-table for answering the input question.

To enhance decomposition robustness, we introduce an LLM-based *Decomposition Refiner*, which operates both before and after table decomposition. Before decomposition, it verifies and corrects the generated SQL queries to ensure alignment with the input table structure and question semantics. After decomposition, we apply a novel, Chain-of-Table-Retrieval (CoTR) mechanism, which dynamically augments the sub-tables when they lack information to answer the input question. This design provides finer-grained control, avoids unnecessary token overhead, and adapts better to large tables. Finally, the refined sub-table is passed to an *Answer Generator* (another LLM) to produce the answer.

To support evaluation for large-table TableQA, we construct two new datasets derived from the `Spider` dataset (Yu et al. 2018): (1) `Spider Large TableQA Dataset` (denoted as `SLQA`), built by generating natural language QA pairs over original large tables, and (2) `Spider Expanded TableQA Dataset` (denoted as `SEQA`), which expands small tables from `Spider` into large ones using LLM-based data augmentation, followed by QA pair generation. We also extract large tables from the `WikiTableQuestions` dataset (Pasupat and Liang 2015) and the `HybridQA` dataset (Chen et al. 2020) to enrich our evaluation.

This paper makes the following contributions:

- We propose TADRE, a novel TableQA model designed for large semi-structured tables. TADRE transforms SQL queries into a decomposition reasoning step and integrates a structure- and semantics-aware Table Decomposer to extract sub-tables without executing the SQL queries.
- We introduce Decomposition Refiner, a refinement mechanism that operates both before and after table decomposition. It verifies SQL quality and supports dynamic sub-table augmentation via a Chain-of-Table-Retrieval (CoTR) mechanism.
- We present `SEQA` and `SLQA`, two large-table TableQA benchmarks automatically constructed from the `Spider` dataset via LLM-driven table expansion and QA generation. These datasets contain natural language questions over large tables and will be released with this paper.
- Extensive experiments show that TADRE achieves state-of-the-art (SOTA) performance on large-table TableQA tasks while generalizing well to small-table benchmarks, highlighting its efficiency and robustness.

Related Work

Existing TableQA studies can be broadly categorized into two groups based on whether they explicitly separate ta-

ble decomposition from semantic reasoning: (1) *single-stage models* and (2) *decompose-then-reason models*.

Single-Stage Models Single-stage models jointly encode the full input table and question to generate answers without constructing intermediate sub-tables.

PLM fine-tuning. Early studies fine-tune Pre-trained Language Models (PLMs) with structure adaptations to handle tabular data. For example, TaBERT (Yin et al. 2020) incorporates vertical self-attention to unify textual and tabular representations based on BERT (Devlin et al. 2019). TUTA (Wang et al. 2021) employs a hierarchical tree-based attention with column and table segment masking to learn table representations. TAPAS (Herzig et al. 2020) extends BERT by adding row, column, and rank embeddings, along with table cell masking. TAPEX (Liu et al. 2022) pre-trains BART (Lewis et al. 2020) using a large synthetic dataset derived from `WikiTableQuestions`. OmniTab (Jiang et al. 2022) pre-trains BART on both real and synthetic data, i.e., SQL queries from the `Spider` dataset and synthetic sentences generated from SQL queries via an SQL-to-NL module. CABINET (Patnaik et al. 2024) proposes a relevance scorer and a relevant cell predictor to assign weights to table cells. These single-stage PLM-based models struggle with large and noisy inputs due to their limited context windows and reasoning capabilities.

LLM prompting. Recent studies leverage LLMs via prompting. Mix-SC (Liu, Wang, and Chen 2024) issues multiple prompts using LLMs either as a Python agent or with Chain-of-Thought (CoT) prompting (Wei et al. 2022). It adopts a self-consistency voting strategy to select the most frequent answer of the prompted LLM. Binder (Cheng et al. 2023) iteratively refines an LLM-generated program and executes it to obtain answers, while TabLaP (Wang, Qi, and Gan 2025) follows a similar approach but focuses on numerical questions. These models still ingest the full input table. Their performance degrades on large tables, as shown earlier.

Decompose-then-Reason Models Decompose-then-reason models reduce the size of the input table first, such that the reasoning process (e.g., with an LLM) can focus on more targeted sub-tables. Studies taking this approach can be categorized by their table decomposition strategies.

SQL execution-as-decomposer. A natural choice to decompose tables (especially fully structured ones) is to run SQL queries. NL-to-SQL-based methods translate natural language questions into SQL queries that are directly executed to obtain the final answer. Such methods can also be seen as a type of single-stage method, as no reasoning is needed afterwards. The SQL queries can be generated with either a trained model or LLMs via in-context learning. For example, Seq2SQL (Zhong, Xiong, and Socher 2017) trains a seq2seq model to generate SQL queries. DIN-SQL (Pourreza and Rafiei 2023) decomposes SQL generation into sub-tasks to improve accuracy. LEVER (Ni et al. 2023) generates multiple candidate answers via SQL execution and trains a verifier to select the most accurate one. SynTQA (Zhang, Luu, and Zhao 2024) chooses answers from SQL execution and an end-to-end TableQA module.

There are also studies that run SQL queries to extract sub-tables for LLM reasoning. OpenTab (Kong et al. 2024) considers an open-domain setup where tables relevant to the input question are first retrieved using BM25 (Robertson and Zaragoza 2009). Then, it runs SQL queries generated via few-shot prompting to obtain sub-tables. TabSQLify (Nahid and Rafiei 2024) runs SQL queries generated based on the question and table headers to retrieve a sub-table.

Program-as-decomposer. TableRAG (Chen et al. 2024) uses LLM to iteratively generate Python programs based on the question, table headers, and reasoning contexts. The programs are executed to retrieve key cells and columns from the original table. An LLM reasons over the retrieved data to generate the final answer.

The models above rely heavily on the correctness and executability of SQL queries and programs, which could easily fail due to the generative nature of the queries and programs and the complex structure of the tables.

Model-as-decomposer. Another series of studies uses PLMs or LLMs as the table decomposer. Naively, one can put the full input table and question into an LLM to locate the table rows and columns (or their indexes) relevant to the question. Learn-to-Reduce (Lee et al. 2024) uses a column selector and a row selector, which are fine-tuned language models. These methods perform one-shot sub-table selection without iterative refinement or verification, making them vulnerable to failures of the selectors. Other studies further introduce *multi-stage decomposition-and-reasoning*. Chain-of-Table (Wang et al. 2024) extends the CoT framework by progressively extracting a sub-table at each reasoning step. DATER (Ye et al. 2023) follows a similar idea, decomposing both the original table and the input question into sub-tables and sub-questions, which are then used to answer questions. These methods also use models (e.g., LLMs) as the decomposer. They still feed the models with the full input tables. This challenges the models’ semantic understanding capabilities over a long input context.

Our model TADRE follows the decompose-then-reasoning paradigm. Instead of applying either SQL queries or LLMs directly on the full input tables, we use both to generate a decomposition plan, hence bypassing the limitations of both approaches and enhancing the quality of the decomposition outcomes.

Problem Formulation

Given a table T and a question Q about the information in T , the TableQA task aims to develop a model capable of generating an accurate answer A for Q . Specifically, each question $Q = (q_1, q_2, \dots, q_{|Q|})$ is expressed in natural language, where $q_i \in Q$ ($i \in [1, |Q|]$) represents a token (e.g., a word). The table T is also represented as a token sequence in natural language, where individual cells are separated by special characters such as ‘|’, and rows are delineated by newlines.

For TableQA over large tables which are of more than 4,096 tokens (the context window size limit of most TableQA PLMs), the aim becomes to identify a sub-table $T^* \subseteq T$ that allows a reasoning model $R(\cdot, \cdot)$ to answer Q

Algorithm 1: TableQA with TADRE

Require: Table T , Question Q ; Models: Decomposition Planner M_P , Decomposition Refiner M_V , Table Decomposer M_D , Answer Generator M_A

Ensure: Answer A

- 1: **Stage I: Table Decomposition**
- 2: $S_{\text{RAW}} \leftarrow M_P(Q, \text{header}(T))$
- 3: $S \leftarrow M_V^{(1)}(S_{\text{RAW}}, Q, \text{header}(T))$ // Pre-decomposition refinement
- 4: $(C, P, V) \leftarrow M_D.\text{Parse}(S)$
- 5: $C^* \leftarrow \text{LCS-Correct}(C, \text{header}(T))$
- 6: $T_{\text{SUB}}^{(0)} \leftarrow M_D.\text{Filter}(T, C^*, P, V)$
- 7: $\hat{A} \leftarrow M_V^{(2)}(Q, \text{header}(T), T_{\text{SUB}}^{(0)})$ // Post-decomposition refinement
- 8: **if** $\hat{A} \neq \emptyset$ **then**
- 9: **return** \hat{A}
- 10: **else**
- 11: $\mathcal{A}_{\text{CoTR}} \leftarrow M_V^{(2)}.\text{Actions}(Q, T_{\text{SUB}}^{(0)}, T)$
- 12: $T_{\text{SUB}} \leftarrow T_{\text{SUB}}^{(0)} + \text{Execute}(\mathcal{A}_{\text{CoTR}}, T)$
- 13: **end if**
- 14: **Stage II: Answer Generation**
- 15: $\hat{A} \leftarrow M_A(Q, T_{\text{SUB}})$
- 16: **return** \hat{A}

correctly while minimizing the length of T^* . Formally:

$$T^* = \arg \min_{T' \subseteq T} |T'| \text{ subject to } R(T', Q) = A. \quad (1)$$

Here $|\cdot|$ denotes the length of a table.

In practice, it is rather difficult, if not impossible, to obtain the minimum T^* , otherwise Q may have been answered already (e.g., when $T^* = A$). We reduce the goal to obtaining a size-reduced sub-table \hat{T}^* that maximizes the probability for $R(\cdot, \cdot)$, which is an imperfect model and could struggle with large table input, to answer Q correctly,

$$\hat{T}^* = \arg \max_{T' \subseteq T} \mathbb{P}(R(T', Q) = A). \quad (2)$$

Based on \hat{T}^* , we run $R(\hat{T}^*, Q)$, which could be a PLM or LLM, to generate the TableQA answer \hat{A} .

Methodology

TADRE runs in two stages: (i) *Table Decomposition* extracts a compact and relevant sub-table $T_{\text{SUB}} \subseteq T$; (ii) *Answer Generation* predicts the final answer \hat{A} based on T_{SUB} and Q , as outlined in Algorithm 1 and Figure 2.

Stage I: Table Decomposition

SQL Generation via Few-shot Prompting We first use a Decomposition Planner to generate a raw SQL query S_{RAW} based on question Q and the header of table T . Decomposition Planner is prompted with top- K in-context examples retrieved from an NL-to-SQL dataset SQUALL (Shi et al. 2020) (see prompt template in Appendix A.1). We compute the cosine similarity between the embeddings of Q and all N questions in SQUALL, denoted as $D = \{d_1, d_2, \dots, d_N\}$, using the Sentence Transformer (Song et al. 2020):

$$\mathbf{e}_Q = f(Q), \quad \mathbf{E}_D = \{f(d_i)\}_{i=1}^N, \quad (3)$$

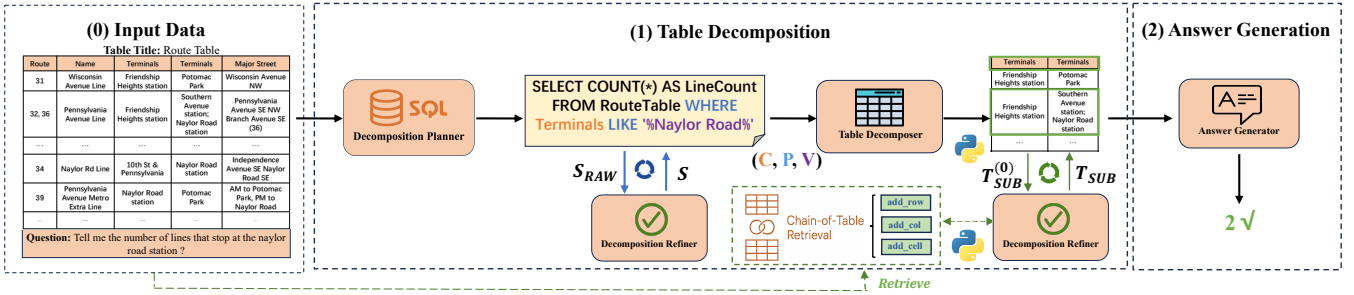


Figure 2: Overview of TADRE. The model contains two stages: (i) *Table Decomposition*, where an SQL query is generated and refined to guide sub-table extraction based on decomposition triples (Column Names, Conditions, Values), highlighted in orange, blue, and purple, respectively; and (ii) *Answer Generation*, where the question and the refined sub-table are used to prompt an LLM for the final answer.

where $f(\cdot)$ is an embedding model, $\mathbf{e}_Q \in \mathbb{R}^{1 \times m}$, $\mathbf{E}_D \in \mathbb{R}^{N \times m}$, and m denotes embedding dimensionality.

We select the top K examples based on cosine similarity:

$$\mathbf{Z} = \text{argsort}\left(\frac{\mathbf{e}_Q \mathbf{E}_D^T}{\|\mathbf{e}_Q\| \cdot \|\mathbf{E}_D\|}\right), \quad (4)$$

$$\text{TopK}(D) = \{d_{i_j} \mid i_j \in \mathbf{Z}, j \in [N - K + 1 : N]\}, \quad (5)$$

where $i \in [1, |D|]$, and $K = 5$ by default.

SQL Verification and Refinement (pre-decomposition)

The raw SQL query S_{RAW} is verified by the Decomposition Refiner, which prompts an LLM with S_{RAW} , the full table header, and question Q , to check if S_{RAW} leads to an answer of Q . If not, the Decomposition Refiner revises S_{RAW} into a refined SQL query S . This process could repeat, although we do not repeat by default, for cost efficiency. See the prompt template in Appendices A.2 and A.3.

Sub-table Construction The Table Decomposer parses S using regex (detailed in Appendix B.1) to extract a triple (C, P, V) representing column names, conditions (e.g., filtering clauses), and values (e.g., values in the conditions). We choose regex over an LLM-based parser because it achieves higher accuracy empirically (see Appendix B.2). To mitigate potential hallucinations in C (i.e., resulting from LLM SQL generation), we compute the longest common subsequence (LCS) ratio between each extracted column name and the column names of T . A column $c_i \in C$ is replaced with the matched column name from T if the best LCS score exceeds 0.2, or discarded otherwise.

We construct the initial sub-table $T_{\text{SUB}}^{(0)}$ using the corrected triple (C^*, P, V) by applying column projection and row filtering over the DataFrame form of T . Each SQL-style condition $p_i \in P$ is mapped to a corresponding DataFrame filtering operation (see Appendix B.3). For string-based filters, we adopt a fuzzy matching strategy where strict equality conditions (“=” in SQL) are relaxed to substring matching (“LIKE” in SQL), implemented using Python’s `in` operator. If filtering fails, all rows in the target column are retained.

CoTR: Sub-table Refinement (post-decomposition)

The Decomposition Refiner also verifies the completeness

of $T_{\text{SUB}}^{(0)}$. If $T_{\text{SUB}}^{(0)}$ is insufficient for answering Q , we present a Chain-of-Table-Retrieval (CoTR) mechanism inspired by the *Chain-of-Table* paradigm (Wang et al. 2024). CoTR uses an LLM to iteratively generate retrieval actions, such as to retrieve more rows, columns, or cells, to incrementally augment $T_{\text{SUB}}^{(0)}$. These actions are implemented as executable Python instructions over T , leading to a more complete sub-table T_{SUB} (the prompts used are in Appendix A.4).

Stage II: Answer Generation

At this stage, we leverage the strong semantic-parsing and reasoning capabilities of LLM to perform *end-to-end* TableQA. If the Decomposition Refiner in the previous stage has already produced a complete answer, it is returned directly. Otherwise, we feed the refined sub-table T_{SUB} and question Q (see prompt template in Appendix A.5) into the Answer Generator (an LLM) to generate the final answer A .

Dataset Construction

Prior work typically tests their models on a small subset of large tables from existing TableQA datasets (e.g., WikiTableQuestions), where the proportion of such tables is limited. Other efforts use large tables from NL-to-SQL datasets such as Spider. The QA pairs from such datasets are tailored for SQL generation and *not* for queries over semi-structured tables.

To address these issues, we construct two new large-table TableQA datasets: SEQA and SLQA, which contain QA pairs automatically generated through a self-adaptive QA generation pipeline using GPT-4o mini (OpenAI 2024), with minimal human annotation and correction. Our approach achieves over 70% QA pair acceptance rate (see Appendix C.1), allowing for scalable and cost-efficient dataset construction. Figure 3 shows examples of generated QA pairs.

Self-adaptive QA pair generation. We observe that directly prompting an LLM with a selected cell or sub-table as the ground-truth answer to generate a corresponding question often leads to low-quality QA pairs (acceptance rate $< 50\%$ based on human evaluation). To overcome this issue, we propose a *self-adaptive* QA pair generation method, where the LLM generates an answer – derived either from

Table Title: Item Information				
Item	Details	Cost	Additional Info	
Laptop	Dell XPS 13	1200	{'Weight': '1.2kg', 'Battery': '12 hrs'}	Q: What is the name of the smartphone mentioned in the table? A: iPhone 15
Smartphone	iPhone 15	999	{'Camera': '48MP', 'Chipset': 'A17 Bionic'}	Q: Which brand produces the Smart Speaker and what voice assistant does it use? A: Amazon, Alexa
...	Q: What is the price of the first item? A: 1200
Smart Speaker	Amazon Echo	99	{'Brand': 'Amazon', 'Assistant': 'Alexa'}	Q: Which is cheaper Laptop or Smartphone? A: Smartphone
Subscription	Cloud Storage	10	{'Provider': 'Google Drive', 'Storage': '1TB'}	
...	

Figure 3: Generated QA pair examples.

a specific cell or an answer field (i.e., row, column, or sub-table) – and then constructs the corresponding question. The generated QA pairs are further manually reviewed and post-processed: questions deemed unreasonable are revised, and incorrect answers are corrected to ensure the final QA pair is valid. This method significantly improves QA pair quality, with fewer than 30% of the QA pairs requiring human correction (see details in Appendix C.1).

We propose three answer field selection strategies: cell-based, column/row-based, and sub-table-based, which prompt the LLM to randomly select a cell, a column/row, and a sub-table (containing multiple rows and columns) as the ground-truth answer, respectively, and to generate a QA pair based on the answer (see prompts in Appendix C.2).

SLQA is construed by extracting all the large tables (with more than 4,096 tokens) from the Spider dataset. Spider’s original QA pairs are designed for NL-to-SQL tasks, which tend to align with rigid logical forms and thus lack the diversity and complexity required for TableQA testing. To address this gap, we regenerate QA pairs using our LLM-based pipeline above. Importantly, we include both SQL-executable questions and non-SQL-executable questions (detailed in Appendices C.4 and C.5; see prompts and analysis in Appendix C.6), enabling more challenging reasoning beyond rigid logical forms.

SEQA first expands the small tables (with 4,096 tokens or fewer) in Spider via LLM-based row and column augmentation, while maintaining structure consistency (see Appendix C.3). The expanded tables are then used with the same QA generation as above to produce diverse questions.

Experiments

Experimental Settings

Datasets We evaluate TADRE on five datasets: the two new large-table benchmarks constructed by us SLQA and SEQA, and three public datasets: WikiTableQuestions (WTQ), HybridQA (HybQA) and TabFact.

WTQ is derived from Wikipedia tables. To focus on large tables, we extract all tables with more than 4,096 tokens from the WTQ dataset to form a large-table subset, denoted as **WTQ^L**. We also evaluate on the full WTQ dataset to assess model generalizability across different table sizes.

HybQA combines semi-structured tables with texts from Wikipedia. To maintain consistency in prompt formatting, we include the texts directly in the corresponding table cells.

Dataset	# Cols.	# Rows	# Toks.	# Toks.	# Toks.	# QA Pairs		
	/ Table	/ Table	/ Table	/ Cell	/ Answer	Train	Validation	Test
TabFact	6.3	13.5	317.9	3.7	1.0	92,283	12,792	2,024
WTQ	6.4	25.4	662.6	4.1	1.7	11,321	2,831	4,344
WTQ ^L	6.8	232.8	6,860.8	4.3	2.9	191	33	81
HybQA ^L	4.6	16.9	9,035.7	116.2	4.4	48,541	2,694	2,630
SLQA	11.0	733.8	9,786.2	1.2	2.8	1,324	239	1,110
SEQA	10.7	519.6	18,291.5	3.3	3.7	226	46	169

Table 1: Dataset statistics (all values are average values). ‘Cols.’ means ‘Columns’; ‘Toks.’ means ‘Tokens’; ‘*^L’ denotes a dataset adapted to include only the large tables.

Then, we take all the tables with more than 4,096 tokens to construct a large-table subset, denoted as **HybQA^L**.

TabFact is a table-based fact verification benchmark. We use it to assess TADRE’s capability to handle different TableQA tasks beyond standard question answering.

Table 1 summarizes the five datasets.

Model Input Preparation Following the literature (Liu, Wang, and Chen 2024; Wang et al. 2024; Wang, Qi, and Gan 2025), tables are linearized into sequences by flattening their structure and incorporating them into prompts for LLMs. Table cells are delineated using ‘|’s, while rows are separated by line breaks. The questions are directly included in the prompts.

For our TADRE model, the Decomposition Planner takes the question, the table header, and in-context examples to generate an SQL query. The Table Decomposer takes the generated SQL query and the original table to extract a raw sub-table. The Decomposition Refiner, at pre-decomposition, takes the raw SQL query, the question, and the table header to generate a refined SQL query; at post-decomposition, it takes the question, the table header, and the initial sub-table to generate a refined sub-table. The Answer Generator takes the question and the refined sub-table as input, forms a compact prompt for the LLM to generate the final TableQA answer.

Competitors We compare with models of three categories: (i) NL-to-SQL based: DIN-SQL (Pourreza and Rafiei 2023); (ii) Fine-tuned PLM-based: TAPEX-Large (Liu et al. 2022), OmniTab-Large (Jiang et al. 2022), and CABINET (Patnaik et al. 2024) (SOTA); (iii) LLM-based: TableRAG (Chen et al. 2024), TabSQLify (Nahid and Rafiei 2024), DATER (Ye et al. 2023), and End-to-End QA (with full Tables) (OpenAI 2024; Anil et al. 2023) (SOTA).

Implementation Details We use GPT-4o mini (default and shared by all LLM-based models) and Gemini 2.0 as the LLM backbones. All baseline models use their default context window sizes if not specified. We use all-mpnet-base-v2 from the Sentence Transformers library (Reimers and Gurevych 2019) as the encoder for SQL example selection. For the study on token length, we use the cl100k_base tokenizer from tiktoken. All experiments are run with an NVIDIA A100 80 GB GPU.

Evaluation Metric We report the performance based on the exact-match **Accuracy**, following the official evaluator from Pasupat and Liang (2015).

	Model	WTQ ^L	HybQA ^L	SLQA	SEQA
NL-to-SQL	DIN-SQL	41.98	0.27	49.82	<u>69.82</u>
Fine-tuned	OmniTab-Large	29.63	7.83	20.95	13.02
	TAPEX-Large	30.86	6.46	17.09	10.65
	† CABINET	43.21	8.72	21.47	13.61
Base: GPT-4o mini					
	† TableRAG	30.86	9.89	27.12	36.69
	† TabSQLify	32.10	21.60	22.97	15.38
	† DATER	35.80	26.81	44.95	53.25
	End-to-End QA	<u>48.15</u>	<u>30.95</u>	<u>57.75</u>	64.50
	TADRE (ours)	61.73	36.01	71.35	76.33
	Δ	↑ 28.20	↑ 16.35	↑ 23.55	↑ 9.32
LLM-based Base: Gemini 2.0					
	† TableRAG	41.98	15.02	34.23	38.46
	† TabSQLify	40.74	19.90	25.67	21.89
	† DATER	39.51	18.78	47.03	52.07
	End-to-End QA	<u>60.49</u>	<u>36.24</u>	<u>65.41</u>	<u>71.01</u>
	TADRE (ours)	70.37	38.02	69.64	77.51
	Δ	↑ 16.33	↑ 4.91	↑ 6.47	↑ 9.15

Table 2: Overall performance results. The best results are in **boldface**, while the best baseline results are underlined; Δ (%) denotes the performance gain of TADRE compared with the best baseline results. † denotes baselines with table decomposition. The other baselines take full tables as input.

Results and Analysis

Overall Results Table 2 reports the overall performance results. Our model TADRE consistently outperforms all competitors across all four datasets using two different backbone LLMs. This confirms the effectiveness of TADRE on dealing with large tables.

Among the datasets, HybQA^L is the most challenging due to its mix with lengthy textual contents in cells. This invalidates the NL-to-SQL-based model DIN-SQL. Although the End-to-End QA model is relatively stable across datasets due to the strong textual understanding capability of the backbone LLMs, its accuracy degrades as the table length increases, as shown in Figure 1a. In contrast, TADRE is just as robust while its accuracy is higher, benefiting from its table decomposition process to reduce the table length and simplify LLM reasoning (comparison shown in Appendix B.4).

Effectiveness of the Table Decomposer As shown in Figure 4, our Table Decomposer effectively reduces the length of the table fed to the LLM in the Answer Generator by 40.0%, 63.5%, 69.8%, 48.5%, 84.0%, and 91.4% on the six datasets, respectively. This substantial reduction enables the Answer Generator to focus on important sub-tables while enhancing data efficiency.

As TADRE also uses LLMs in its other modules, Figure 5 further compares the total number of input tokens per question for all LLMs in TADRE with that of the End-to-End QA. TADRE reduces the overall LLM input size by 32.6%,

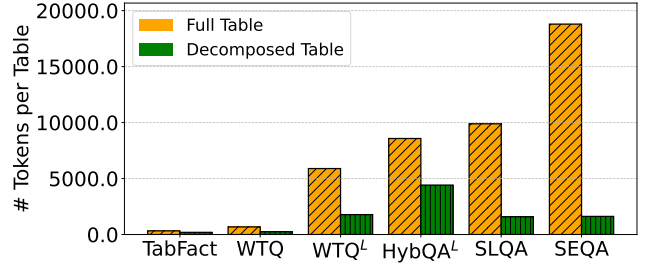


Figure 4: Comparison of the lengths of tables input to the LLM reasoning module with and without running Table Decomposer of TADRE on the test sets of the datasets.

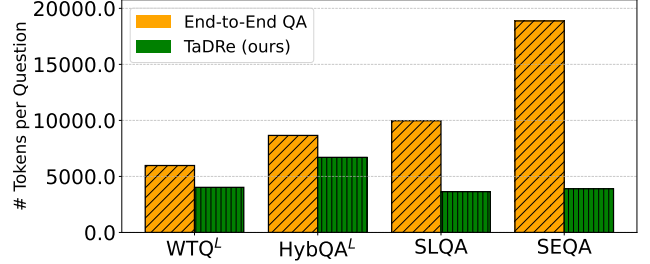


Figure 5: Comparison of the overall number of LLM input tokens per question between TADRE and the End-to-End QA model.

22.6%, 63.5%, and 79.4% on the four large-table benchmarks, WTQ^L, HybQA^L, SLQA, and SEQA, respectively.

The substantial reduction allows the sub-tables to fit the input window constraints of the fine-tuned PLM-based models and “small” LLMs, creating opportunities to achieve high accuracy with such models. Table 3 verifies this by powering PLM-based models TAPEX-Large and OmniTab-Large and “small” LLMs Qwen2.5-3B-Instruct and Qwen2.5-32B-Instruct (Qwen et al. 2025) with our Table Decomposer. We observe consistent and substantial accuracy gains with our Table Decomposer. Notably, Qwen2.5-32B-Instruct with our Table Decomposer matches or even surpasses the performance of GPT-4o mini- and Gemini 2.0-based End-to-End QA models (72.78 on SEQA vs. 64.50 and 71.01 as shown in Table 2).

We compare with an LLM-Decomposer, i.e., directly prompting GPT-4o mini to return the indexes of row and column relevant to input questions (see the prompt in Appendix D.1). We see that this decomposer leads to reduced accuracy, because the LLM struggles to reason effectively over large tables in full.

Model Applicability Table 2 has reported the applicability of TADRE to different backbone LLMs on large tables. Here, we further evaluate TADRE’s applicability on the full WTQ dataset containing smaller tables and the TabFact dataset for the Table Verification task.

Table 4 shows that TADRE also outperforms the baselines on the full WTQ dataset – see Appendix B.2 for a detailed breakdown of accuracy on tables of different lengths. On the

Model	WTQ ^L	HybQA ^L	SLQA	SEQA
TAPEX-Large	30.86	6.46	17.09	10.63
w/ LLM-Decomposer	25.93	5.89	17.66	8.28
w/ TADRE-Decomposer	39.51	11.60	40.27	42.60
OmniTab-Large	29.63	7.83	20.95	13.02
w/ LLM-Decomposer	24.61	6.43	20.10	11.24
w/ TADRE-Decomposer	46.92	10.80	54.23	50.89
Qwen2.5-3B-Instruct	25.93	19.58	27.57	26.04
w/ LLM-Decomposer	25.93	14.07	21.35	11.83
w/ TADRE-Decomposer	39.51	23.19	49.46	59.17
Qwen2.5-32B-Instruct	41.98	34.98	54.05	53.25
w/ LLM-Decomposer	32.10	14.20	32.34	19.51
w/ TADRE-Decomposer	58.02	36.12	66.31	72.78

Table 3: Performance gains from applying our Table Decomposer to PLM-based and “small” LLM-based models.

Model		WTQ	TabFact
NL-to-SQL	DIN-SQL	53.11	69.17
Fine-tuned	TAPAS-Large	48.80	78.46
	TAPEX-Large	57.50	75.30
	OmniTab-Large	61.21	85.15
LLM-based	Qwen2.5-3B-Instruct	37.25	66.95
	*Qwen2.5-3B-Instruct	38.28	73.37
	End-to-End QA	50.87	86.46
	TableRAG	54.10	69.57
	TabSQLify	56.49	70.55
	DATER	62.15	82.36
	TADRE (ours)	64.27	83.89

Table 4: Results on the full WTQ dataset and the TabFact dataset. * represents model with our Table Decomposer.

table verification dataset TabFact, TADRE is slightly less accurate than End-to-End GPT-4o mini. This is likely due to the small tables in TabFact (cf. Table 1), which are easy for GPT-4o mini while table decomposition poses risks in omitting question-relevant information.

Ablation Study We run an ablation study with four model variants: (1) **DP SQL execution**: Directly executing SQL queries generated by the Decomposition Planner; (2) **TADRE-w/o-DP+TD**: TADRE without both the Decomposition Planner and the Table Decomposer, i.e., only using the Answer Generator; (3) **TADRE-w/o-DR (pre)**: TADRE without SQL refinement using the Decomposition Refiner; (4) **TADRE-w/o-DR (post)**: TADRE without sub-table refinement using the Decomposition Refiner (also excluding the Chain-of-Table-Retrieval).

As Table 5 shows, directly executing SQL queries (i.e., DP SQL execution) results in substantial accuracy drops, because the SQL queries do not fit the semi-structured tables. Similarly, using only the Answer Generator (TADRE-w/o-DP+TD) leads to accuracy drops, since LLMs struggle with digesting large tables in full. The Decomposition Refiner helps improve the generated SQL queries for table de-

Model	WTQ ^L	HybQA ^L	SLQA	SEQA
DP SQL execution	23.46	0.42	12.61	26.04
TADRE-w/o-DP+TD	48.15	30.95	57.75	64.50
TADRE-w/o-DR (Pre)	56.79	28.40	69.01	72.25
TADRE-w/o-DR (Post)	58.02	31.83	70.10	75.15
TADRE	61.73	36.01	71.35	76.33

Table 5: Ablation study results. ‘DP’ denotes the Decomposition Planner; ‘TD’ denotes the Table Decomposer; ‘DR’ denotes the Decomposition Refiner.

composition and refines the sub-tables. Removing the module (TADRE-w/o-DR (pre) and TADRE-w/o-DR (post)) also hurts model accuracy.

Error Analysis We count the number of cases where directly executing the generated SQL queries results in execution errors (e.g., BinderException, IndexError, and ParseException). The execution error rates are 64.2%, 88.7%, 70.6%, and 61.5% on WTQ^L, HybQA^L, SLQA, and SEQA, respectively, further emphasizing that NL-to-SQL-based solutions struggle on these datasets. See Appendix D.2 for detailed results.

For the Decomposition Refiner, the acceptance rates (i.e., the proportion of cases where S_{RAW} is considered adequate to guide the Table Decomposer in retrieving an information-complete sub-table without refinement) are 71.6%, 54.3%, 77.1%, and 78.7%, respectively. The lower acceptance rate on HybQA^L (54.3%) suggests that SQL generation struggles more with the hybrid table-text format, thereby requiring more frequent refinement.

We also manually analyze 60 error cases of TADRE and report results in Appendix D.3. The primary accuracy bottleneck is the backbone LLM’s reasoning capability over tabular data. Even when provided with valid sub-tables, the model could still produce incorrect answers.

Other Results We further include a case study with three TableQA examples that fail existing table decomposition models but not our TADRE model (Appendix D.4).

Conclusions

We proposed TADRE, a TableQA model designed for large, semi-structured tables. TADRE utilizes an LLM-based Decomposition Planner to generate an SQL query as a decomposition plan, leveraging both structural and semantic information in SQL to guide sub-table construction without direct, error-prone SQL execution. We designed a Table Decomposer that uses pattern-driven extraction to accurately identify table-relevant fields from the SQL query. To further enhance table decomposition quality, the Decomposition Refiner refines both the SQL query and the sub-tables generated. We evaluated TADRE on five datasets. The results show that TADRE consistently outperforms all existing models, establishing new SOTA performance for TableQA over large tables.

References

- Anil, R.; Borgeaud, S.; Wu, Y.; Alayrac, J.; Yu, J.; Soricut, R.; Schalkwyk, J.; Dai, A. M.; Hauth, A.; Millican, K.; Silver, D.; Petrov, S.; Johnson, M.; Antonoglou, I.; Schrittwieser, J.; Glaese, A.; Chen, J.; Pitler, E.; Lillicrap, T. P.; Lazaridou, A.; Firat, O.; Molloy, J.; Isard, M.; Barham, P. R.; Hennigan, T.; Lee, B.; Viola, F.; Reynolds, M.; Xu, Y.; Doherty, R.; Collins, E.; Meyer, C.; Rutherford, E.; Moreira, E.; Ayoub, K.; Goel, M.; Tucker, G.; Piqueras, E.; Krikun, M.; Barr, I.; Savinov, N.; Danihelka, I.; Roelofs, B.; White, A.; Andreassen, A.; von Glehn, T.; Yagati, L.; Kazemi, M.; Gonzalez, L.; Khalman, M.; Sygnowski, J.; and et al. 2023. Gemini: A Family of Highly Capable Multimodal Models. *CoRR*, abs/2312.11805.
- Chen, S.; Miculicich, L.; Eisenschlos, J.; Wang, Z.; Wang, Z.; Chen, Y.; Fujii, Y.; Lin, H.; Lee, C.; and Pfister, T. 2024. TableRAG: Million-Token Table Understanding with Language Models. In *NeurIPS*, 74899–74921.
- Chen, W.; Zha, H.; Chen, Z.; Xiong, W.; Wang, H.; and Wang, W. Y. 2020. HybridQA: A Dataset of Multi-Hop Question Answering over Tabular and Textual Data. In *EMNLP*, 1026–1036.
- Cheng, Z.; Xie, T.; Shi, P.; Li, C.; Nadkarni, R.; Hu, Y.; Xiong, C.; Radev, D.; Ostendorf, M.; Zettlemoyer, L.; Smith, N. A.; and Yu, T. 2023. Binding Language Models in Symbolic Languages. In *ICLR*.
- Devlin, J.; Chang, M.-W.; Lee, K.; and Toutanova, K. 2019. BERT: Pre-training of Deep Bidirectional Transformers for Language Understanding. In *NAACL*, 4171–4186.
- Herzig, J.; Nowak, P. K.; Müller, T.; Piccinno, F.; and Eisenschlos, J. 2020. TaPas: Weakly Supervised Table Parsing via Pre-training. In *ACL*, 4320–4333.
- Jiang, Z.; Mao, Y.; He, P.; Neubig, G.; and Chen, W. 2022. OmniTab: Pretraining with Natural and Synthetic Data for Few-shot Table-based Question Answering. In *NAACL*, 932–942.
- Kong, K.; Zhang, J.; Shen, Z.; Srinivasan, B.; Lei, C.; Faloutsos, C.; Rangwala, H.; and Karypis, G. 2024. OpenTab: Advancing Large Language Models as Open-domain Table Reasoners. In *ICLR*.
- Lee, Y.; Kim, S.; Rossi, R. A.; Yu, T.; and Chen, X. 2024. Learning to Reduce: Towards Improving Performance of Large Language Models on Structured Data. In *ICML Workshop on Long-Context Foundation Models*.
- Lewis, M.; Liu, Y.; Goyal, N.; Ghazvininejad, M.; Mohamed, A.; Levy, O.; Stoyanov, V.; and Zettlemoyer, L. 2020. BART: Denoising Sequence-to-Sequence Pre-training for Natural Language Generation, Translation, and Comprehension. In *ACL*, 7871–7880.
- Liu, N. F.; Lin, K.; Hewitt, J.; Paranjape, A.; Bevilacqua, M.; Petroni, F.; and Liang, P. 2024. Lost in the Middle: How Language Models Use Long Contexts. *Transactions of the Association for Computational Linguistics*, 12: 157–173.
- Liu, Q.; Chen, B.; Guo, J.; Ziyadi, M.; Lin, Z.; Chen, W.; and Lou, J.-G. 2022. TAPEX: Table Pre-training via Learning a Neural SQL Executor. In *ICLR*.
- Liu, T.; Wang, F.; and Chen, M. 2024. Rethinking Tabular Data Understanding with Large Language Models. In *NAACL*, 450–482.
- Nahid, M. M. H.; and Rafiei, D. 2024. TabSQLify: Enhancing Reasoning Capabilities of LLMs Through Table Decomposition. In *NAACL*, 5725–5737.
- Ni, A.; Iyer, S.; Radev, D.; Stoyanov, V.; Yih, W.-t.; Wang, S.; and Lin, X. V. 2023. LEVER: Learning to Verify Language-to-Code Generation with Execution. In *ICML*, 26106–26128.
- OpenAI. 2024. GPT-4o mini. <https://platform.openai.com/docs/models/#gpt-4o-mini>.
- Pasupat, P.; and Liang, P. 2015. Compositional Semantic Parsing on Semi-Structured Tables. In *ACL/IJCNLP*, 1470–1480.
- Patnaik, S.; Changwal, H.; Aggarwal, M.; Bhatia, S.; Kumar, Y.; and Krishnamurthy, B. 2024. CABINET: Content Relevance-based Noise Reduction for Table Question Answering. In *ICLR*.
- Pourreza, M.; and Rafiei, D. 2023. DIN-SQL: Decomposed In-Context Learning of Text-to-SQL with Self-Correction. In *NeurIPS*, 359–371.
- Qwen; ; Yang, A.; Yang, B.; Zhang, B.; Hui, B.; Zheng, B.; Yu, B.; Li, C.; Liu, D.; Huang, F.; Wei, H.; Lin, H.; Yang, J.; Tu, J.; Zhang, J.; Yang, J.; Yang, J.; Zhou, J.; Lin, J.; Dang, K.; Lu, K.; Bao, K.; Yang, K.; Yu, L.; Li, M.; Xue, M.; Zhang, P.; Zhu, Q.; Men, R.; Lin, R.; Li, T.; Tang, T.; Xia, T.; Ren, X.; Ren, X.; Fan, Y.; Su, Y.; Zhang, Y.; Wan, Y.; Liu, Y.; Cui, Z.; Zhang, Z.; and Qiu, Z. 2025. Qwen2.5 Technical Report.
- Reimers, N.; and Gurevych, I. 2019. Sentence-BERT: Sentence Embeddings using Siamese BERT-Networks. In *EMNLP-IJCNLP*, 3980–3990.
- Robertson, S. E.; and Zaragoza, H. 2009. The Probabilistic Relevance Framework: BM25 and Beyond. *Foundations and Trends in Information Retrieval*, 3: 333–389.
- Shi, T.; Zhao, C.; Boyd-Graber, J. L.; III, H. D.; and Lee, L. 2020. On the Potential of Lexico-logical Alignments for Semantic Parsing to SQL Queries. In *EMNLP*, 1849–1864.
- Song, K.; Tan, X.; Qin, T.; Lu, J.; and Liu, T. 2020. MP-Net: Masked and Permuted Pre-training for Language Understanding. In *NeurIPS*, 16857–16867.
- Wang, Y.; Qi, J.; and Gan, J. 2025. Accurate and Regret-aware Numerical Problem Solver for Tabular Question Answering. In *AAAI*, 12775–12783.
- Wang, Z.; Dong, H.; Jia, R.; Li, J.; Fu, Z.; Han, S.; and Zhang, D. 2021. TUTA: Tree-Based Transformers for Generally Structured Table Pre-training. In *KDD*, 1780–1790.
- Wang, Z.; Zhang, H.; Li, C.-L.; Eisenschlos, J. M.; Perot, V.; Wang, Z.; Miculicich, L.; Fujii, Y.; Shang, J.; Lee, C.-Y.; and Pfister, T. 2024. Chain-of-Table: Evolving Tables in the Reasoning Chain for Table Understanding. In *ICLR*.
- Wei, J.; Wang, X.; Schuurmans, D.; Bosma, M.; Xia, F.; Chi, E.; Le, Q. V.; and Zhou, D. 2022. Chain-of-Thought Prompting Elicits Reasoning in Large Language Models. In *NeurIPS*, 24824–24837.

- Ye, Y.; Hui, B.; Yang, M.; Li, B.; Huang, F.; and Li, Y. 2023. Large Language Models are Versatile Decomposers: Decomposing Evidence and Questions for Table-based Reasoning. In *SIGIR*, 174–184.
- Yin, P.; Neubig, G.; Yih, W.-t.; and Riedel, S. 2020. TaBERT: Pretraining for Joint Understanding of Textual and Tabular Data. In *ACL*, 8413–8426.
- Yu, T.; Zhang, R.; Yang, K.; Yasunaga, M.; Wang, D.; Li, Z.; Ma, J.; Li, I.; Yao, Q.; Roman, S.; Zhang, Z.; and Radev, D. 2018. Spider: A Large-Scale Human-Labeled Dataset for Complex and Cross-Domain Semantic Parsing and Text-to-SQL Task. In *EMNLP*, 3911–3921.
- Zhang, S.; Luu, A. T.; and Zhao, C. 2024. SynTQA: Synergistic Table-based Question Answering via Mixture of Text-to-SQL and E2E TQA. In *EMNLP*, 2352–2364.
- Zhong, V.; Xiong, C.; and Socher, R. 2017. Seq2SQL: Generating Structured Queries from Natural Language using Reinforcement Learning. *arXiv:1709.00103*.

Appendix A. Prompts for Modules of TADRE

The section lists the prompts used by our model components.

A.1. Prompt for SQL Generation

The prompt used for the Decomposition Planner LLM to generate SQL queries is shown as follows.

Prompt: Decomposition Planner

```
/* Some example questions and
corresponding SQL queries
are provided based on similar
problems: */
Answer the following: [P1]
[S1]
Answer the following: [P2]
[S2]
Answer the following: [P3]
[S3]
Answer the following: [P4]
[S4]
Answer the following: [P5]
[S5]
The target questions: [P]
Table columns: [Columns]
The corresponding SQL:
Note:
- Do not add any explanation after the
SQL.
```

A.2. Prompt for SQL Verification

The prompt used for the Decomposition Refiner LLM to verify the generated SQL queries is shown as follows.

Prompt: SQL Verification

```
Please determine whether the sub-table
obtained using raw SQL is sufficient
to answer the given question.
The question is: [Question]
Raw Sub-table Columns: [Columns]
Raw Sub-table Content: [TAB.CONTENT]
Notes:
- Complete table contains the
following columns: [ORG.COLS]
- Give me the answer in format "Final
Answer: True / False" form (should
be either True or False, without any
explanation)
```

A.3. Prompt for SQL Refinement

The prompt used for the Decomposition Refiner LLM to refine the SQL queries is as follows.

Prompt: SQL Refinement

```
Please refine the given SQL according
to the question and the table header.
The SQL is: [SQL]
The table header: [Header]
The question is: [Question]
Notes:
- The current SQL query can not solve
the problem well.
- Please optimize it and return the
optimized SQL directly.
```

A.4. Prompt for Sub-table Refinement

The prompt used for the Decomposition Refiner LLM to verify, and if necessary, to refine the sub-table is as follows.

Prompt: Decomposition Refiner Post- Decomposition

```
Please answer the question using the
given table.
The question is: [Question]
Table Columns: [Columns]
Table Content: [TAB.CONTENT]
CASE 1: If you can answer the question
correctly, directly return the answer
(without any explanation).
CASE 2: If information is missing,
choose the necessary action with
Python code for the DataFrame.
Complete DF column names: [ORG.COLS]
Action list:
1. Retrieve.rows (you need additional
rows information to answer the
question)
2. Retrieve.columns (you need
additional columns information to
answer the question)
3. Retrieve.cells (you need additional
cells information to answer the
question)
In this case, directly return the
action names (can be one action or
more) with their Python code, for
example:
Action: Retrieve.rows
Code: "Python.code"
Notes:
- You should either return the answer
or return the action with its Python
code (no other cases).
```

A.5. Prompt for Answer Generation

The prompt used for the Answer Generator LLM to generate the final question answer is shown as follows.

Purpose	Regular expressions
Column name filters	1: <code>select\s+(.*?)\s+from</code> 2: <code>([\w\s\(\)]+)\s*(= like not like in not in > < <> >= <= != between is null is not null)</code>
Condition & Value filters	1: <code>where\s+(.*)</code> 2: <code>\(\s*select.*?where\s+(.*?)\s*\)</code> 3: <code>(\w+)\s*(= != <> > < >= <= like not like in not in between is null is not null)\s*('?[\w\s\-%]+?')</code> 4: <code>(?: (where having) \s+(.*?)) ?(?: \s*group by \s+ ([\w, \s]+)) ?(?: \s*limit \s+(\d+)) ?</code>

Table 6: Regular expressions used to parse SQL queries.

Prompt: Answer Generator

Please answer the question according to the given table.
The header is: [Columns]
The table content: [TAB.CONTENT]
The question is: [Question]

Notes:

- Give me the answer in the format "Final Answer: AnswerName1, AnswerName2..." form (should be a number or entity names, as short as possible, without any explanation).

Appendix B. Additional Details on the Table Decomposer

B.1. Regex Used by the Table Decomposer

The regular expressions used by our Table Decomposer to extract the column names, conditions, and values are summarized in Table 6.

B.2. Effectiveness of the Regex-based Parser

To assess the effectiveness of our regex-based parser, we empirically compare it with an LLM-based parser (GPT-4o-mini with the prompt shown below). We use 100 random SQL queries generated by our Decomposition Planner and manually evaluate whether each parser can extract the intended column names, conditions, and values.

Prompt: LLM-based SQL Parsing

Please directly extract the column names and filter conditions in the given SQL based on the question for table decomposition.
Question: [Q]
SQL: [SQL]

Note:

- Directly return the answer, without explanation.

As shown in Table 7, our regex-based parser achieves an accuracy of 87%, outperforming the LLM-based parser (i.e., 70%) substantially. The LLM-based parser often hallucinates non-existent columns and tends to omit critical components of the SQL queries. In contrast, the regex-based parser performs reliably in most cases and yields consistent results, even though it may still fail on highly complex queries not covered by the regular expressions.

Table 7: Accuracy comparison between regex-based and LLM-based SQL parsers over 100 SQL queries.

Parser	Accuracy (%)
LLM-based Parser	70.0
Regex-based Parser (ours)	87.0

B.3. SQL-to-Python Mapping

The Table Decomposer maps SQL operators to Python DataFrame operations following Table 8.

B.4. TADRE Performance by Table Size

We show the accuracy of TADRE and two best baselines, DATER and End-to-End GPT-4o mini, over tables of different sizes in Figure 6. The accuracy drops as the tables get larger, which is expected. Importantly, TADRE drops the slowest, demonstrating its stronger robustness and scalability towards large tables.

Appendix C. Additional Details on Dataset Construction

C.1. QA Pair Generation Errors

Figure 7 summarizes error statistics of our LLM-based QA pair generation process. Particularly, for the "Answer Error" cases, the generated questions are valid while the answers are incorrect. We manually correct the answers according to the tables to retain more QA pairs in the final datasets. For the "Invalid Question" cases, we remove the questions and their corresponding answers.

	SQL	DataFrame	Examples
Comparison	=	==	df[df['age'] == 30]
	!= or <>	!=	df[df['age'] != 30]
	>	>	df[df['salary'] > 5000]
	<	<	df[df['salary'] < 5000]
	>=	>=	df[df['rating'] >= 4.5]
	<=	<=	df[df['rating'] <= 4.5]
Logic	AND	&	df[(df['age'] > 25) & (df['salary'] > 500)]
	OR	—	df[(df['age'] > 25) — (df['salary'] > 500)]
	NOT	~	df[~(df['active'] == 1)]
Range	BETWEEN AND	>= x & <= y	df[(df['age'] >= 20) & (df['age'] <= 30)]
	IN	isin	df[df['city'].isin (['New York', 'Los Angeles'])]
	NOT IN	~.isin	df[~df['city'].isin (['New York', 'Los Angeles'])]
NULL	IS NULL	isna	df[df['phone'].isna()]
	IS NOT NULL	notna	df[df['phone'].notna()]
Matching	LIKE	startswith contains endswith	df[df['name'].str.startswith('A')] df[df['name'].str.contains('A')] df[df['email'].str.endswith('A')]
	NOT LIKE	~.contains	df[~df['name'].str.contains('A')]
Sorting	ORDER BY	sort_values	df.sort_values('age', ascending=True/False)
Grouping	GROUP BY	groupby	df.groupby('column')
	HAVING	filter	df.groupby().filter(lambda x: len(x) > x)
Aggregation	SUM	sum	df['salary'].sum()
	AVG	mean	df['salary'].mean()
	COUNT	count	df['salary'].count()
	MIN	min	df['salary'].min()
	MAX	max	df['salary'].max()
LIMIT	LIMIT	head	df.head(10)
	OFFSET LIMIT	iloc	df.iloc[5:15]

Table 8: Mapping between SQL operators and Python DataFrame operations.

C.2. Prompt for QA Pair Generation

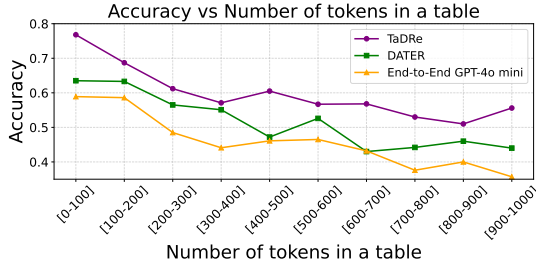
The prompts used to generate QA pairs are as follows.

(a) Cell-based

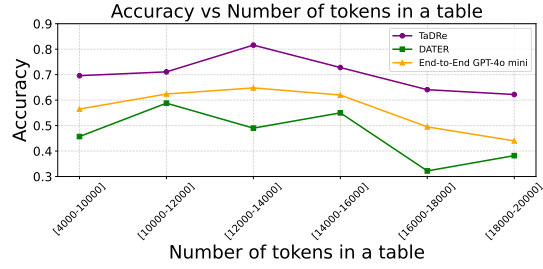
Use the given table as evidence.
Table Header: [HEADER]
Table Content: [TAB]
Task: Randomly select one cell in the table as the answer and generate a question that can produce the answer. Return both the question and the answer. Repeat this process 10 times and return to me 10 QA pairs.
Notes:
- Directly return questions in format "Q: question_content; A: answer_content" (without any explanation).
- Try to make the question diverse.
- Keep answers as concise as possible and only contain entities.

(b) Row-based

Use the given table as evidence.
Table Header: [HEADER]
Table Content: [TAB]
Selected Row: [ROW]
Task: Please use the selected row above to generate one question using the information within this row. Return the question and its answer. Repeat this process 4 times.
Notes:
- Directly return questions in format "Q: question_content; A: answer_content" (without any explanation).
- Try to make the question diverse.
- Do not include "selected row/given data" in questions, as the selected columns are not known to the person answering the question.
- Keep answers as concise as possible and only contain entities.



(a) WTQ



(b) SLQA

Figure 6: Breakdown of model accuracy over tables of different sizes (using GPT-4o mini as the backbone).

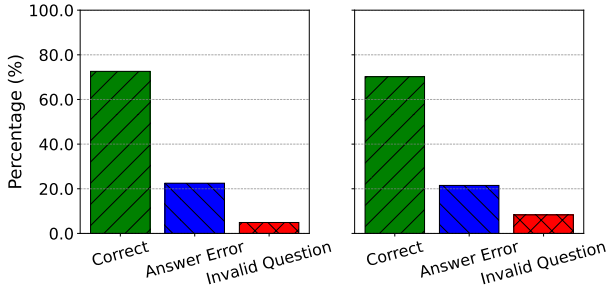


Figure 7: Error analysis for our LLM-based QA pair generation process: (a) Results for the SLQA dataset; (b) Results for the SEQA dataset. “Correct” means that the QA pairs are correct. “Answer Error” means that the generated questions are valid, but the answers are incorrect. “Invalid Question” means that the questions themselves are invalid.

(c) Column-based

Use the given table as evidence.
Table Header: [HEADER]
Table Content: [TAB]
Selected Column: [COL]
Task: Please use the selected column above to generate one question using the information within this column. Return the question and its answer. Repeat this process 4 times.
Notes:
- Directly return questions in format "Q: question.content; A: answer.content" (without any explanation).
- Try to make the question diverse.
- Do not include "selected column/given data" in questions, as the selected columns are not known to the person answering the question.
- Keep answers as concise as possible and only contain entities.

(d) Sub-table-based

Use the given table as evidence.
Table Header: [HEADER]
Table Content: [TAB]
Sub-table: [SUB]
Task: Please use the sub-table above to generate one question using the information within this sub-table. Return the question and its answer. Repeat this process 4 times.
Notes:
- Directly return questions in format "Q: question.content; A: answer.content" (without any explanation).
- Try to make the question diverse.
- Do not include "sub-table/given data" in questions, as the sub-table is not known to the person answering the question.
- Keep answers as concise as possible and only contain entities.

C.3. Prompt for Table Expansion

The prompt used to expand a small table into a larger one is shown as follows.

Prompt: Table Expansion via Synthesis

Please use the synthesized data to expand the existing table and increase its rows and columns.
Table Header: [HEADER]
Table Content: [TAB]
Notes:
- Directly returns the new table.
- Make sure there are no duplicate rows and columns.

C.4. Executable SQL Queries

Let T be a relation instance (i.e., a table) with known column names and data values. Let $\text{Cols}(T)$ be the set of column names in T . A SQL query s is considered *executable* on T if the following conditions are met:

- **1. Column Validity:** All column references in s (including those used in projection π , selection σ , renaming ρ , or extended relational operations) correspond to existing column names in T .
- **2. Semantic Interpretability:** Every operation in s can be semantically interpretable and safely applied to the table's values. This includes:
 - Value-level operations (e.g., arithmetic, comparison, and string functions).
 - Aggregation and grouping operations (e.g., SUM and GROUP BY).
 - Logical and set-level operations (e.g., AND, IN, EXISTS, and UNION).
- **3. Algebraic Mapping:** Query s can be faithfully translated into a relational algebra expression $A(s)$ whose evaluation on the instance R represented by table T is well-defined and returns a valid relation.
- **4. Runtime Error-Free:** The execution of s on T does not result in any runtime errors, such as division by zero, null dereferencing, invalid function domains, or other data-dependent failures that cannot be detected statically.

C.5. SQL Executable Questions

Let q be a natural language question. Let $\text{EXEC}_{\text{sql}}^T$ denote the set of all executable SQL queries on table T under the above semantics. Let M denotes a mapping mechanism from a question q to sets of semantically equivalent SQL queries.

We say that q is *SQL-executable* under semantics T if and only if:

$$M(q) \cap \text{EXEC}_{\text{sql}}^T \neq \emptyset$$

That is, at least one semantically correct SQL query mapped from q is executable on table T .

C.6. Prompt for Checking Question Executability

The prompt used for checking if a question is SQL-executable is shown as follows.

Prompt: SQL-executable Question Checking

Task: Given a natural language question q and a table column name C , determine whether q is a SQL-executable question under the following semantics:

A question q is considered SQL-executable if there exists at least one SQL query s that:

- Maps from q through a valid equal semantic mapping mechanism (i.e., $s \in M(q)$, and
- Satisfies all the following conditions:

1. **Column Validity:** All column references in s refer to column names in C .
2. **Semantic Interpretability:**

Every operation in s | including value-level operations (e.g., comparisons, arithmetic, string functions), aggregate and grouping operations (e.g., SUM, GROUP BY), and logical/set-level operations (e.g., AND, IN, EXISTS, UNION) | can be semantically interpreted and safely applied to the actual values in the referenced columns.

3. **Algebraic Mapping:** s can be faithfully translated into a well-defined relational algebra expression whose evaluation on the table is valid and returns a relation.

4. **Runtime Error-Free:** The execution of s on the given table would not lead to runtime errors (e.g., division by zero, null dereferencing, invalid function usage, or other data-dependent failures).

Few-shot Examples:

Condition 1: Violates Column Validity

Question:

What is the average employee rating by department?

Table Header:

["Department", "Employee Name", "Performance Score", "Join Date"]

Sample Row Values:

[["HR", "Alice", 4.5, "2018-01-01"], ["Engineering", "Bob", 3.8, "2020-06-01"]]

Explanation:

Although the question mentions "department" and "employee rating", the column "employee rating" does not exist. There is no column with a matching name or sufficiently clear mapping. "Performance Score" might be intended, but the mapping is ambiguous without schema-level aliases.

Condition Violated: Column Validity

Final Answer: No

Condition 2: Violates Semantic Interpretability

Question:

What is the median value among departments?

Table Header:

["Employee ID", "Name", "Department", "Salary"]

Sample Row Values:

```
[["E001", "Alice", "HR", 70000],
["E002", "Bob", "Engineering", 75000]]
```

Explanation:

"Median" is a statistical operation valid only on numeric or ordered data. "Department" is a categorical string column, so computing a median on it is semantically meaningless, even if syntactically allowed.

Condition Violated: Semantic Interpretability

Final Answer: No

Condition 3: Violates Algebraic Mapping

Question:

Which students performed better than average in subjects they are strongest at?

Table Header:

```
["Student", "Math Score", "English Score", "Science Score"]
```

Sample Row Values:

```
[["Alice", 88, 76, 91], ["Bob", 90, 85, 80], ["Charlie", 72, 95, 70]]
```

Explanation:

The question requires identifying the strongest subject (highest score) per student, then comparing it against that subject's average across all students. This involves row-wise dynamic column selection and per-row conditional aggregation, which cannot be represented in standard relational algebra or SQL without structural transformations like unpivoting. Therefore, a valid relational algebra mapping is not possible.

Condition Violated: Algebraic Mapping

Final Answer: No

Condition 4: Violates Runtime Error-Free

Question:

What is the highest average revenue per unit cost?

Table Header:

```
["Product", "Revenue", "Unit Cost"]
```

Sample Row Values:

```
[["P1", 10000, 0], ["P2", 20000, 100]]
```

Proportion of SQL-executable vs Non-SQL-executable Questions

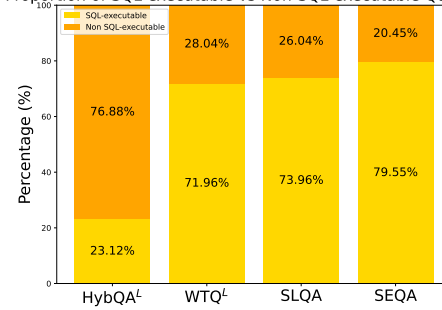


Figure 8: Question type statistics.

Explanation:

While the SQL query `SELECT MAX(Revenue / Unit Cost)` is syntactically and semantically valid, it can result in a division by zero runtime error when Unit Cost is 0, which is highly probable in the given data. Thus, it fails the Runtime Error-Free condition.

Condition Violated: Runtime Error-Free

Final Answer: No

Input:

Question: [Q]

Table Header (Column Names Only): [C]

Sample Row Values (Not the entire table): [V]

Output:

Is the question SQL-executable with respect to the given table? (Yes or No)

If Yes, explain briefly what a possible executable SQL query might look like.

If No, specify which condition(s) in the definition are violated.

Notes:

- For condition: Runtime Error-Free, don't assume that this condition has been violated unless the probability of a execution error is very high.

- If No, firstly specify which condition(s) in the definition are violated, and then give answers. If Yes, directly give answers.

- Then respond in format: Final Answer: Yes/No

Figure 8 shows the proportion of SQL-executable and non-SQL-executable questions in the large-table datasets. Our datasets SLQA and SEQA closely resemble the human-annotated dataset WTQ in the question type distributions.

We also manually check the classification accuracy of the prompt above. As Table 9 shows, the LLM can clarify the

Executable SQL Condition	Accuracy
Column validity	83%
Semantic interpretability	91%
Algebraic mapping	95%
Runtime error-free	90%
Overall	79%

Table 9: Question type classification accuracy.

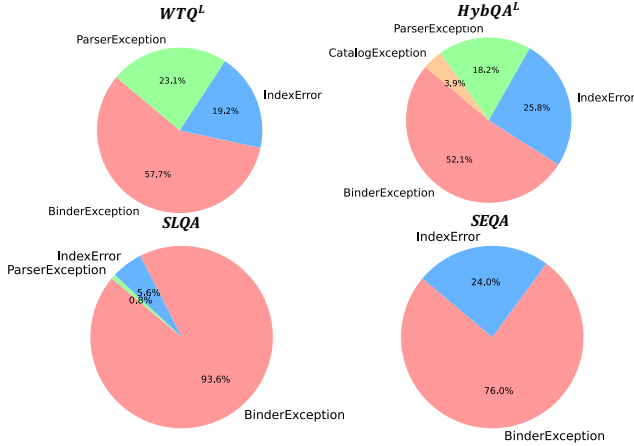


Figure 9: Statistics on SQL execution errors.

questions at 79% accuracy.

Appendix D. Additional Experimental Results

D.1. Prompt for LLM-based Table Decomposer

In Table 3 earlier, we compared the Table Decomposer with an LLM-based table decomposition method. Here, we show the prompt used for the method as follows.

Prompt: LLM Table Decomposer

Please return the row and column indices of the given table that contains the information to answer the question.
Table header: [Header]
Table content: [Table]
Question: [Q]

Notes:

- Include all the information regarding the question, not just the answer.
- Directly return the row indices in one list and return the column indices in another list (without any explanation).

D.2. SQL Execution Error Analysis

Figure 9 presents statistics on errors when directly executing the Decomposition Planner’s generated SQL queries

Fail Case	Percentage
Decompose Fail	28.33%
Python Retrieval Fail	31.67%
Decompose + Retrieval Fail	16.67%
Reasoning Fail with Valid Sub-tables	83.33%

Table 10: Failure rates for different error types.

to obtain answers. `BinderException`, which occurs when a query refers to invalid tables, columns, aliases, or incorrect conditions, is the most common error type. It is followed by `IndexError`, which happens at runtime due to out-of-bounds index access. The dominance of `BinderException` suggests schema or condition errors, while `IndexError` indicates issues with indexing.

On different datasets, the distributions of errors vary. This is because different datasets have various table size distributions (see Table 1), reflected in the number of rows and columns, and the complexity of the contents in each cell, e.g., the presence of lengthy descriptive texts in `HybQAL`.

D.3. Error Analysis for Modules of TADRE

In addition to SQL execution errors, we analyze errors in other stages of the TADRE. There are three main types of errors, as summarized in Table 10 over 60 error cases. “Decompose Fail” means that the decomposition process either fails to extract any useful information (falls back to using the entire table) or the resulting sub-table lacks the information necessary to answer the question. “Python Retrieval Fail” (for the CoTR process) means that either Python execution failure or the Python program fails to retrieve useful information. “Reasoning Fail with Valid Sub-tables” indicates that the final output errors are caused by the LLM reasoning process, even when the given sub-tables are valid. The main reason for errors, as shown in the table, is the limited LLM reasoning capability, which caused 83.33% of all errors, while only 16.67% of the errors are due to the decomposition and retrieval failure of TADRE—i.e., the final sub-table lacks the necessary information to derive the correct answer.

D.4. Case Study

We show three examples in Figure 10 and Figure 11, where TADRE successfully returns the question answers, while existing table decomposition-based models fail. CABINET fails to accurately identify and assign higher weights to the cells containing the answers when handling large tables, while DATER may miss the answer field during the table decomposition process. Reasons why the program-as-decomposer baselines fail are shown in Figure 10.

Table:	
Name	Location
Acadia Maine 44°21'N 68°13'W 44.35°N 68.21°W February 26, 1919 47,389.67 acres (191.8 km²) Covering most of Mount Desert Island and other coastal islands, Acadia features the tallest mountain on the Atlantic coast of the United States, granite peaks, ocean shoreline, woodlands, and lakes. There are freshwater, estuary, forest, and intertidal habitats.	
...	...
Question:	
which us state is home to the greatest number of national parks?	
CABINET Answer	Utah ✗
DATER Answer	59 ✗
TaDRe Answer	California ✓

(a)

Table:	
Name	Character
Standard DTD Old ISO subset Description	
...	...
diamond	U+2666 (9830) HTML 4.0 HTML symbol ISO pub
black diamond suit	
Question:	
what is the last symbol listed?	
CABINET Answer	sup ✗
DATER Answer	thorn ✗
TaDRe Answer	diamond ✓

(b)

Figure 10: Two TableQA questions that TaDRe answers correctly while CABINET and DATER fail.

Table: Hannes Hopley			
Year	Competition	Venue	Position
2000	World Junior Championships	Santiago, Chile	1st
2003	All-Africa Games	Abuja, Nigeria	5th
2003	All-Africa Games	Abuja, Nigeria	2nd
2004	African Championships	Brazzaville, Republic of the Congo	2nd
2004	Olympic Games	Athens, Greece	8th
2006	Commonwealth Games	Melbourne, Australia	7th
2006	Commonwealth Games	Melbourne, Australia	4th
2007	All-Africa Games	Algiers, Algeria	3rd
2008	African Championships	Addis Ababa, Ethiopia	2nd
Question: in which competition did hopley finish 5th?			
Text-to-SQL	SELECT Competition FROM "Hannes Hopley" WHERE Position = 5 AND (Event LIKE '%Hopley%' OR Notes LIKE '%Hopley%');	Execute	no result ✗
TabSQLify	SELECT * FROM "Hannes Hopley" WHERE Event LIKE '%Hopley%' OR Notes LIKE '%Hopley%';	Empty Sub-table	no result ✗
TableRAG	Schema Retrieval Name Type Example Values Competition String "World Junior Championships", "All-Africa Games Abuja" ... Cell Retrieval Column Cell Value Position 5th	Missing table structure information	unable to answer ✗
TaDRe	SELECT Competition FROM "Hannes Hopley" WHERE Position = 5 AND Event = 'hopley' Action: Retrieve_rows Code: "df[df['Position'] == '5th']"	Competition Position Event World Junior Championships 1st Discus throw All-Africa Games 5th Shot put All-Africa Games 2nd Discus throw African Championships 2nd Discus throw Olympic Games 8th Discus throw Commonwealth Games 7th Shot put Commonwealth Games 4th Discus throw All-Africa Games 3rd Discus throw African Championships 2nd Discus throw	All-Africa Games ✓

Figure 11: A question that TaDRe answers correctly while program-as-decomposer models fail.