

Geometry-Aware Diffusion Models for Multiview Scene Inpainting

Ahmad Salimi¹

Tristan Aumentado-Armstrong^{1,3}

Marcus A. Brubaker^{1,2,4}

Konstantinos G. Derpanis^{1,2,3}

¹York University

²Vector Institute for AI

³Samsung AI Centre Toronto

⁴Google DeepMind

{ahmadsa,marcus.brubaker,kosta}@yorku.ca, tristan.a@samsung.com

Abstract

In this paper, we focus on 3D scene inpainting, where parts of an input image set, captured from different viewpoints, are masked out. The main challenge lies in generating plausible image completions that are geometrically consistent across views. Most recent work addresses this challenge by combining generative models with a 3D radiance field to fuse information across viewpoints. However, a major drawback of these methods is that they often produce blurry images due to the fusion of inconsistent cross-view images. To avoid blurry inpaintings, we eschew the use of an explicit or implicit radiance field altogether and instead fuse cross-view information in a learned space. In particular, we introduce a geometry-aware conditional generative model, capable of inpainting multi-view consistent images based on both geometric and appearance cues from reference images. A key advantage of our approach over existing methods is its unique ability to inpaint masked scenes with a limited number of views (i.e., few-view inpainting), whereas previous methods require relatively large image sets for their 3D model fitting step. Empirically, we evaluate and compare our scene-centric inpainting method on two datasets, SPIn-NeRF and NeRFiller, which contain images captured at narrow and wide baselines, respectively, and achieve state-of-the-art 3D inpainting performance on both. Additionally, we demonstrate the efficacy of our approach in the few-view setting compared to prior methods. Our project page is available at <https://geomvi.github.io>.

1. Introduction

Image inpainting is a long-standing problem in computer vision and graphics [3]. Unlike unconditional generation, inpainting is constrained by the conditioning input, requiring the output to be visually plausible and to match the partial content. The problem of inpainting 3D scenes has recently grown in popularity (e.g., [42, 56]) due to the advent of powerful novel view synthesis (NVS) models. Such models are usually implemented as scene models capable of dif-



Figure 1. Visualization of our target inpainting tasks. We target three tasks: (i) narrow-baseline object removal, (ii) wide-baseline scene completion and (iii) few-view inpainting. Here, we show examples of our outputs for each task, with the corresponding masked inputs shown in the top left corner of each image.

ferentiable rendering, e.g., neural radiance fields (NeRFs) [40] or Gaussian splatting [25]. For both NVS and 3D inpainting, the input scene is implicitly represented through a posed set of images; hence, we may consider the equivalent problem of “multiview inpainting”, which provides a natural interface between 2D image inpainting and 3D NVS.

Multiview (3D) inpainting is significantly more constrained than even the 2D case: inpainted scene content must be *geometrically* realistic and exhibit *cross-view consistency*. Cross-view consistency is particularly critical when leveraging 2D image inpainters that, by default, are neither aware of the 3D scene structure nor the current state of inpainted content in other images – unsurprisingly, this results in inconsistent scene content. Yet, we still seek to exploit the powerful generative priors learned by 2D in-

painters, as the paucity of 3D scene data prevents training inpainters that operate directly in 3D to the same level of quality. This problem is likely exacerbated with increasingly powerful generative inpainters which tend to hallucinate even more aggressively [41].

A common approach, often used in NeRF editing (e.g., [72]), is to fuse information across views, via 3D scene models designed for NVS. A cyclic process, such as iterative dataset update [18], is then used, whereby images are edited, used to fit the NVS model, and NVS renders (which combine information across views) assist with new edits. While this approach ensures consistency via the integrated 3D radiance field, it has a few shortcomings: (i) a tendency towards blurry outputs and (ii) a reliance on the NVS scene model, which presents inherent difficulties of its own. The blur in (i) is, in part, due to the fusion happening in pixel space, while the downsides of (ii) include the need for accurate cameras, with sufficient view coverage.

In this work, we resolve these problems by fusing cross-view information in a learned space, during a generative diffusion process, and eschewing the necessity of an NVS model, though we can optionally choose to use one as a separate post-fitting step. We further reduce the tendency of generative inpainters to over-hallucinate, a common cause of 3D inconsistencies, by conditioning them on the 3D scene structure. In particular, we devise a geometry-aware conditional diffusion model, capable of inpainting multiview-consistent images based on geometric and appearance cues from reference images. One key capability of our model is the handling of *uncertain* or *partial* scene information (e.g., missing due to occlusions and viewpoint changes). We integrate our model into a 3D scene inpainting algorithm, performing 3D-consistent propagation of image content across views. Unlike NeRF-based inpainters, which fuse inconsistencies in appearance space and thus induce blur, our method fuses cross-view information via the generative model, resulting in sharper outputs even when a NeRF is fit to our final inpainted results. In this paper, we target three main inpainting tasks: narrow-baseline object removal, wide-baseline scene completion, and few-view inpainting. Most previous work has been focused on the first task, the second one is a recent addition, and the third task has not been extensively explored with recent innovations. Fig. 1 provides a visualization of each of our target tasks. We evaluate our multiview inpainter on two datasets, SPIn-NeRF [42] and NeRFfiller [72], which contain narrow and wide baselines, respectively, and achieve state-of-the-art 3D inpainting performance on both. Please see our project page for visualizations of results: <https://geomvi.github.io>.

2. Related Work

3D Scene Editing. Editing 3D scenes is essential for 3D content creation (e.g., for video games or virtual reality).

Spurred by the rise of 3D radiance fields (e.g., [7, 49]) there has been an explosion of techniques. There are numerous forms of 3D editing, including scene translation (e.g., [10, 11, 14, 18, 26, 43, 71, 74]), super-resolution (e.g., [22, 29]), shape deformation (e.g., [23, 81, 86]), appearance alterations (e.g., [27, 28, 37, 69]), and inpainting (e.g., [41, 42, 56, 73]), which is the focus here.

Many 3D inpainters focus primarily on *object removal* [36, 42, 65, 70, 73]. In contrast, our method can insert additional content and perform scene completion. RenderDiffusion [1] is capable of 3D-aware inpainting, but focuses on weak supervision (utilizing only 2D supervision) and simpler scenes. SIGNeRF [13] focuses on localized translation and object insertion, rather than general 3D inpainting. Chen et al. [9] focuses on the role of the inpainting mask for deterministic object removal, but only handles forward-facing scenes. Gaussian Grouping [77] builds segmentation features directly into the radiance field, improving the ease of a variety of editing tasks. For general inpainting, most methods build on 3D radiance fields [8, 30, 34, 44, 48]. Several methods (e.g., [8, 44, 48]) apply score distillation sampling (SDS) [47, 66] to utilize 2D diffusion priors. In contrast, our method inpaints the image set directly. Similar to our work, several recent inpainters also rely on altering diffusion models, specializing them for multiview inpainting [5, 44]. For our evaluation, we utilize the scene-centric settings of NeRFfiller [72] and SPIn-NeRF [42], which covers a variety of scene types and camera baselines.

Reference-Conditioned Generative Editing. The advent of diffusion foundation models for 2D image generation is promising for 3D inpainting. However, independent inpaintings of multiview images are inconsistent, particularly due to the high diversity of stochastic inpainters. To facilitate editing, a variety of methods have been devised to encourage consistency across generations (e.g., [2, 54, 63, 89]), usually by sharing features across diffusion processes. However, these methods are only able to enforce *semantic* consistency, which is insufficient to ensure the precise (i.e., pixel-level) coherence required for generating 3D-consistent content. Separately, conditional image generators can perform novel view synthesis (NVS) by mapping observed reference images and target camera parameters to a new view (e.g., [6, 16, 33, 57, 64, 75, 78–80]) by training on multiview data. However, these methods are meant for generative NVS, rather than inpainting existing 3D scenes with coherent content. While our conditional diffusion model is reminiscent of this, addressing the entirety of the NVS problem is not necessary for 3D inpainting; instead, we assemble reference information (from multiple source views) in the image coordinate frame of the target view (i.e., no camera information is sent to the model). Hence, our inpainter does not need to learn how to perform complex 3D transforms of image content; in-

stead, it needs only to learn to utilize the information projected from the source views, entirely in 2D image space. Finally, there is the notion of “reference-based inpainting” [83, 85, 88], where one image is inpainted via content from a reference image of the scene (though they may also be required to handle transforms beyond viewpoint, such as lighting changes). While our approach does use reference information to condition the inpainting, our method is more similar to other NeRF-based methods, in that we operate on full multiview image sets, where all views are initially masked, rather than just a single reference-target pair.

Iterative 3D Generation. 3D content generation is typically iterative or autoregressive. Iterative methods, common in text-to-3D [38, 47] and instruction-based 3D editing [18], have also been used for 3D inpainting via SDS [47] (e.g., [8, 44, 48]) and Iterative Dataset Update (IDU) [18] (e.g., [72]). In contrast, autoregressive approaches have been explored in 3D scene generation (e.g., [12, 21]) and generative NVS (e.g., [32, 51, 52, 64, 78]). We introduce an autoregressive approach for inpainting large-baseline scenes.

3. Method

Setting. We assume as given (i) a set of N views, $I_i \in \mathbb{R}^{H \times W \times 3}$, representing a static scene, and (ii) their corresponding inpainting masks, $M_i \in \{0, 1\}^{H \times W}$, demarcating the 3D region to be inpainted. While other methods may require additional inputs, such as camera parameters or depths per image, these are optional for our approach (though we can nonetheless use them). Our objective is to jointly inpaint the given views, thus inpainting the 3D scene, ideally in a consistent manner across views.

Overview. Prior works (e.g., [41, 42, 72]) often have two disparate components: (i) a (neural) 3D radiance field, which fuses information across views to ensure consistency, and (ii) a 2D image inpainter, which alters the source views, potentially conditioned on the state of (i) (e.g., [18, 43, 72]). However, this separation has shortcomings: first, (i) fuses information in pixel space (due to the supervision mechanism), leading to blurry results, and second, (ii) is only aware of the other views through (i), meaning any mechanism for enforcing consistency is *indirect*. In contrast, our algorithm relaxes the requirement for maintaining a complete explicit scene, fuses information in the *learned* space of a generative model (avoiding the blur of pixel space), and enables *direct* transfer of appearance information across views, using estimated scene geometry. To attain this, our approach consists of two models: a scene geometry estimator and a geometry-aware image inpainting model. For the former, we use the performant DUST3R model [68], which efficiently provides dense depth, with or without the presence of cameras, utilizing views (inpainted or not) directly. For the latter, we fine-tune a 2D diffusion-based inpainter, to condition on the other views. However, naively condi-

tioning the inpainter forces it to not only learn inpainting, but also to learn generative NVS (itself a non-trivial task; e.g., [16, 62, 79]), as the model must discern how to transform content from one view to another, using some internal model of the scene geometry. Instead, we use our scene geometry estimator to feed appearance information from other views to our inpainter, by directly projecting information from source views, as well as passing explicit geometric information pertinent to the inpainting (e.g., occlusion).

Given these two models, we devise a simple autoregressive scene inpainting algorithm. At each iteration, we inpaint a subset of not-yet-inpainted views, conditioned on the other views (whether inpainted or not), followed by updating the estimated geometry. This cyclic process gradually fills in the scene’s geometry and appearance; see Fig. 2 for a schematic of our approach.

For the remainder of this section, we provide details on our approach. We first briefly review our scene geometry estimator, based on DUST3R [68] (§3.1). Next, we describe our geometry-aware inpainting diffusion model in §3.2, including the reference-based geometric cues guiding each view’s inpainting. Finally, we present the autoregressive procedure used to iteratively inpaint the scene (§3.3). §B of the supplement provides additional methodological details.

3.1. Scene Geometry Estimation

We utilize DUST3R [68] for scene geometry reconstruction. DUST3R can efficiently estimate scene depths *and* camera parameters from multiview image sets. As we inpaint the scene, we iteratively reapply it to update the scene geometry throughout the process. See §B.1 for details.

3.2. Geometry-aware Inpainting Diffusion Model

Our goal is to devise a model that performs image inpainting, conditioned on the presence of a multiview image set and scene geometry. The view set may consist of a mixture of masked (non-inpainted) and complete (inpainted) images, which we wish to use to fill in the target image. Thus, this setup is a form of reference-based inpainting, with the additional constraints of a 3D scene structure.

Notation. Formally, let I be the target image to be inpainted, with mask, M , and camera, Π (i.e., handling a single image in the scene at a time). Each element of the reference view-set, $\mathcal{R} = \{(I_i, M_i, b_i, \Pi_i, D_i)\}_i$, consists of an image (I_i), mask (M_i), indicator of whether I_i has been inpainted or filled in (b_i), camera parameters (Π_i), and depth map (D_i). When image I_i has already been inpainted (so $b_i = 1$), we simply set M_i to nullity (i.e., all parts of I_i are trustworthy). Camera and depth information, in our case, come from our geometry estimator (§3.1). Thus, based on the current state of the scene, our inpainter, f , obtains $\hat{I} = f(I, M|\mathcal{R})$, which can later be used in the reference view-set of future inpaintings (see §3.3).

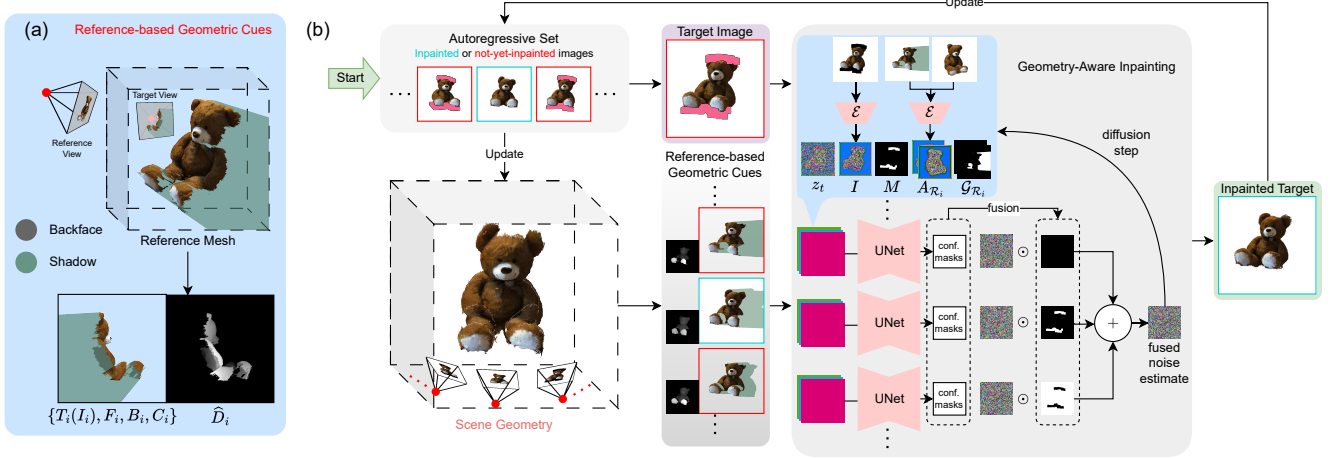


Figure 2. Overview of our geometric-aware 3D scene inpainter. (a) A visualization of the reference-based geometric cues. Backfaces are always covered by shadow volumes. $T_i(I_i)$, F_i , B_i , C_i , \hat{D}_i denote the rendered photometric content, front-face mask, back-face mask, shadow mask, and disparity, respectively, for the reference view i . (b) A step-by-step visualization of our autoregressive inpainting process. Here, we are only showing one diffusion step for the geometry-aware inpainting model. \mathcal{E} , z_t , I , M , $A_{\mathcal{R}_i}$, $\mathcal{G}_{\mathcal{R}_i}$ denote the VAE encoder, the diffusion latent at timestep t , the masked image latent, the mask, the appearance cues for reference view i , and the geometric cues for reference view i , respectively.

3.2.1. Coordinate-aligned Conditional Inpainting.

The core of our conditioning approach is to take advantage of geometric knowledge of the scene. In particular, *using scene geometry, we project appearance and geometric information from references into the target camera’s image plane*; this alleviates the need for the network to learn geometry estimation and view transforms (as in NVS), saving its capacity for inpainting. Given depth and cameras, from §3.1, this is a simple projective mapping. However, three issues remain: (i) selecting cues to pass to f , (ii) fusing cues across views, and (iii) training the inpainter to handle errors in estimated scene geometry. We first consider (i), then discuss (ii) in §3.2.2 and (iii) in §3.2.3.

Preliminaries. For each reference image, I_i , let T_i be the projective transform from the i th camera to the frame of the target frame (I). This is performed by constructing a mesh, S_i , from D_i , assigning cues as nodal attributes, and rendering S_i into the target frame via Π (see §B.2 for details).

Appearance Cues. We provide f with two appearance cues: (a) direct reference pixels and (b) a stylistic hint. For (a), we pass $T_i(I_i)$ instead of I_i , giving the inpainter direct access to view-aligned pixel colours for localized convolutional processing. However, with large camera baselines, projected information from distant viewpoints may be insufficient (e.g., only the back-face triangles of an object are visible). To ensure a *stylistic* harmony, we introduce (b), an optional “hint image”, H , which is not projected through the scene geometry but rather provides global appearance characteristics. However, we still want to inform f of its appearance, to ensure a *stylistically* harmonized inpainting. When used, we set H as the furthest inpainted

image from I in \mathcal{R} . See §B.4 for details. Mathematically, let $A_{\mathcal{R}} = \{T_i(I_i)\}_i \cup \{H\}$ be the set of appearance cues.

Geometric Cues. We next obtain a set of geometry-based cues, which control the trustworthiness of photometric reference content, illustrated in Fig. 2 (a). Specifically, per reference, we compute a (i) front-face mask, (ii) back-face mask, (iii) normalized inverse depth (ordering), and (iv) shadow mask, all in the target coordinate frame. The mesh S_i has front and back faces, indicating the validity of photometric content (i.e., the former has valid appearance from I_i , but the latter merely implicates the presence of geometry). Thus, (i), (ii), and (iii) are rendered from S_i , denoted F_i , B_i , and $\hat{D}_i = T_i(D_i)$, respectively. For (iv), S_i implies a “shadow volume” [17, 39] with respect to Π_i , representing the 3D space *hidden from the reference camera* (see Fig. 2 and §B.3 for details), which is rendered into the target view, written C_i . From the target view, any pixel with a camera ray hitting the shadow volume is explicitly uncertain – there could be content there or not. Overall, these maps are assembled into our geometric cue set, $\mathcal{G}_{\mathcal{R}} = \{F_i, B_i, \hat{D}_i, C_i\}_i$, which will be fed into our diffusion model. Importantly, these cues *also* enable a hierarchical, confidence-based fusion of reference information, based on the uncertainty induced by the geometric structure.

3.2.2. Uncertainty-aware Multireference Conditioning

Using our cue-based notation, our method inpaints a single image via $\hat{I} = f(I, M | A_{\mathcal{R}}, \mathcal{G}_{\mathcal{R}})$, based on a reference set \mathcal{R} . However, fusing information across references is unclear, especially when conflicting information is present. We implement this by running parallel per-reference diffusion processes and fusing the output noise estimates at

each diffusion step. Ideally, this fusion is geometry-aware (e.g., front-faces of S_i provide high-certainty photometric information, while back-faces only upper bound target view depth). Since geometric maps cannot be directly used at inference due to errors in estimated geometry, we alter the diffusion model to estimate confidence maps for each reference, emulating the necessary geometric masks. In the following, we describe how our inpainting is actually implemented, including confidence estimation and fusion across parallel diffusion processes.

Hierarchical Confidence Estimation. The geometric cues, $\mathcal{G}_{\mathcal{R}}$, indicate which areas of each reference are trustworthy. We utilize three geometric signals. First, the *front-facing confidence mask*, C_f , indicates a pixel is either outside the inpainting mask in the target view or guided by a front-facing rendered pixel. In other words, the model has copied the photometric content from the target image itself or the rendered photometric content ($T_i(I_i)$). Second, the *back-facing confidence mask*, C_b , indicates a pixel is geometrically guided by a rendered *back-face*, suggesting new geometry must be generated *in front* of it. Finally, the *shadow confidence mask*, C_s , signals the model’s certainty in trusting photometric information despite *potential* occlusion (shadow volume). Notice the confidence masks are closely related to the geometric cues F_i , B_i , and C_i . Importantly, though, the rendered maps are often slightly misaligned with the actual target image due to geometry estimation errors. Thus, we instead modify our diffusion model to *estimate these three confidence masks*, i.e., at every diffusion step, our inpainter not only generates a denoising estimate, but also provides an estimate of these three confidence masks. Please see §B.6 for details on supervising the confidence masks, and Fig. 7 for a visualization.

Parallel Diffusion Processing. We now formalize the inpainting process. Given \mathcal{R} and our diffusion model, f , we split the inpainter into $n = |\mathcal{R}|$ independent streams. Let $(\varepsilon_{i,t}, C_{f,i,t}, C_{b,i,t}, C_{s,i,t}) = f_i(I, M|A_i, \mathcal{G}_i)$, where $\varepsilon_{i,t}$ is the estimated noise for reference i , $A_i = \{H, T_i(I_i)\}$, and $\mathcal{G}_i = \{F_i, B_i, \hat{D}_i, C_i\}$, be the output of the i th process at diffusion time t . Denote $\mathcal{C}_t = \{C_{f,i,t}, C_{b,i,t}, C_{s,i,t}\}_i$ as the combined confidence information for step t . We then fuse the noise estimates at time t , $\mathcal{E}_t = \{\varepsilon_1, \dots, \varepsilon_n\}$, to obtain a fused estimate, $\varepsilon_t = \Gamma(\mathcal{E}_t, \mathcal{C}_t)$. Before the next timestep, $t - 1$, ε_t is used to update *all* the diffusion processes across reference streams. This fuses multiview information in the *learned, generative* space of the diffusion noise estimate, rather than in pixel space. The fusion operator, Γ , follows a simple rules-based hierarchy, which we describe in §3.3.1.

3.2.3. Multiview-aware Training

We initialize our reference-guided inpainter as a Stable Diffusion v2, fine-tuned for inpainting [53, 60]. To condition on the cues, as in prior work [4], we add zero-initialized

channels to the first convolutional layer of the diffusion UNet. We also modify the output of the noise estimator to output the confidence masks, alongside the noise estimate at each time step. For training, one can utilize a multiview dataset (real or synthetic); however, to ensure greater data diversity, we also *synthesize* data from single-view images, via monocular depth estimation, perturbing the virtual camera, and rendering the starting image as a reference. To simulate geometry estimation errors, we artificially perturb the reference mesh; in that case, supervision for the confidence masks can be generated via the *unperturbed* mesh. Additional details are provided in §B.6.

3.3. Autoregressive Scene Inpainting

With our geometry estimator (§3.1) and reference-aware view inpainter (§3.2), we can now iteratively inpaint the entire scene. To begin, we initialize the scene geometry by computing multi-view metric depth maps of the *incomplete* input views. We also initialize the “autoregressive set” with the incomplete input images, which will be autoregressively inpainted. A random view is then selected to start the inpainting. Each iteration consists of three steps: (i) geometry-aware inpainting of a subset of images that have not yet been inpainted, (ii) updating the autoregressive set and the scene geometry with the inpainted images, and (iii) selecting a subset of images that remain to be inpainted for the next autoregressive iteration. A high-level illustration of these steps is provided in Fig. 2 (b).

3.3.1. Geometry-aware Inpainting

For each target view, we select a subset of reference views from the autoregressive set, preferably those that have already been inpainted. Following §3.2, we render the appearance and geometric cues using all reference views, then run parallel diffusion processes across the references, fusing the noise prediction at each step via the estimated confidences. The fusion, Γ , involves four hierarchical confidence levels: (i) front-face confidence, (ii) backface confidence, (iii) shadow confidence, and (iv) no confidence. For each patch at each level, we pick the noise estimate from the closest camera among the views at the same level. This approach allows us to fuse the most reliable information from different reference images during the denoising diffusion process. Please see §B.5 for details.

3.3.2. Autoregressive Set and Scene Geometry Update

In this step, we replace each target view in the autoregressive set with its inpainted version, and update the geometry of the target views using the corresponding inpainted images, as elaborated in §B.1.

3.3.3. Selecting the Next Images to Inpaint

We employ a two-stage strategy for the autoregressive process. First, we inpaint a wide-baseline subset of the scene,

one by one, to *generate* the missing content of the scene. Then, we *propagate* the generated content to the remaining views simultaneously. At the start of the first stage, we use a greedy min-max approach to select the wide-baseline subset. Beginning with the first view, we iteratively choose the view that maximizes the minimum distance to the views already in the subset. After selecting the wide-baseline subset, we arrange them so that each view has the minimum distance to the previous views (see §B.7 for details). The wide-baseline stage is performed in this sorted order. In this stage, each target view is conditioned on all views of the autoregressive set, either inpainted or not. In the propagation step, the target views (i.e., all remaining views) are only conditioned on the inpainted wide-baseline images.

4. Empirical Evaluation

We evaluate our 3D scene inpainting method and compare it to previous methods across three settings: (i) object removal on narrow-baseline scenes, (ii) scene completion with wide baselines, and (iii) inpainting with few-view inputs.

4.1. Implementation Details

We use PyTorch3D [50] for mesh rendering. For training, we use a mixture of two datasets, MS COCO [31] and Google Scanned Objects [15]. For MS COCO, we synthesize the reference-based geometric cues using DepthAnything V2 [76]. Training and evaluation is performed on NVIDIA L40 GPUs (16 for training). Additional implementation details are provided in §C.

4.2. Evaluation Protocol

Datasets. To evaluate our method for narrow-baseline inpainting, we use the SPIn-NeRF [42] dataset, a widely used benchmark for object removal in front-facing real-world scenes. This dataset consists of 10 scenes, each containing 60 images that include the object to be removed and corresponding object masks. Each scene also includes 40 images without the object as ground truth for evaluation. In addition, we also use the scene-centric portion of the NeRF-Filler [72] dataset to further investigate the performance of our method on more complex scenes, particularly those with larger baselines. This dataset serves as a benchmark for the scene completion task. For the few-view inpainting task, we use SPIn-NeRF and the scene-centric portion of NeRF-Filler, resulting in a total of 15 scenes. For each scene, we uniformly sample eight subsets of two views and eight subsets of three views. This yields a total of 240 few-view sets.

Baselines. For object removal, we compare our method to state-of-the-art approaches on the SPIn-NeRF dataset, specifically: SPIn-NeRF [42], which inpaints images and depth maps to supervise NeRF fitting; Inpaint3D [48], which uses SDS [47] to inpaint a NeRF with a diffusion

prior; RefFusion [44], which adapts an inpainting diffusion model to a reference image and uses SDS to inpaint a 3DGS [25] with the reference-adapted diffusion model; InFusion [34], which inpaints a 3DGS by inpainting the depth map of an inpainted reference image; MVIP-NeRF [8], which uses SDS to inpaint a NeRF by inpainting the rendered images and normal maps via a diffusion prior, and MALD-NeRF [30], which inpaints a NeRF by performing masked adversarial training for per-scene customization of a diffusion model. InFusion [34] also evaluates Gaussian Grouping [77] on SPIn-NeRF, a 3DGS-based segmentation method that does not directly evaluate on SPIn-NeRF itself. For scene completion, we compare our method to NeRF-Filler [72], which alternates between editing input images, and updating the 3D representation encompassed by a NeRF to fuse the edited images, this process is collectively called Dataset Update. Finally, for the few-view task, we compare our method to SPIn-NeRF [42] and NeRF-Filler [72]. For this task, we use NeRF-Filler directly. However, since SPIn-NeRF relies on supervision via COLMAP’s [55] sparse depth, we disable this supervision for the few-view task, as scenes from the NeRF-Filler dataset lack COLMAP information.

Metrics. For the SPIn-NeRF dataset, we use the same evaluation protocol as reported in the original paper [42]. Specifically, we compute LPIPS [82] (with VGG-16 [58]) and FID [19] between the inpainted images and the ground-truth images, cropped by the inpainting mask’s bounding box. The bounding box’s size is increased by 10% before cropping, uniformly in each direction. We additionally assess the sharpness of the inpainted images within the inpainting mask using the Laplacian variance [46]. As our inpainting method does not explicitly enforce 3D consistency via a 3D radiance field, we evaluate our consistency using the TSED metric [78]. Here, our feature correspondences are limited to those inside the inpainting masks. On the SPIn-NeRF dataset, as the scenes have very small baselines, correspondences are considered across all possible view pairings.

For the NeRF-Filler dataset, we use the same evaluation metrics as NeRF-Filler [72]. As these metrics are computed on NeRF renders, we fit a NeRF on our inpainted images directly. For the image metrics, PSNR, SSIM, and LPIPS, we compare the rendered training views of the fitted NeRF to the inpainted images. For the video-based metrics, we compute MUSIQ [24] and Corrs on a video rendered from the NeRF. We also evaluate the sharpness of both inpainted images and the NeRF renders. Finally, we compute TSED to evaluate consistency across images. As scenes in the NeRF-Filler dataset have a wide baseline, we only consider the two closest views in the view pairs.

Finally, for the few-view inpainting task, as there is no ground truth available, we only compute sharpness and MUSIQ to evaluate image quality. We also compute Corrs



Figure 3. Qualitative comparisons on the SPIn-NeRF dataset. Notice other methods produce blurry regions (e.g., bench end) due to multiview inconsistencies, while ours preserves sharpness and visual plausibility. Please zoom in for details.

and TSED on all possible image pairs in the few-view set. Unlike NeRFiller [72], we compute MUSIQ and Corrs only inside the bounding box around the inpainting mask for the few-view inpainting task. §E provides additional details on computing TSED.

4.3. Results

Object Removal on Narrow-baseline Scenes. Due to the narrow baseline, we perform single-reference inpainting for this task. As our method does not rely on fitting a NeRF on the training views, and the evaluations are performed on the test views, we follow SPIn-NeRF’s [42] procedure to evaluate image inpainters, e.g., LaMa [61]. Specifically, we first fit a NeRF on the training views and render the test views, which will now contain the unwanted object. The rendered test views are then used as inputs to our inpainting method. To evaluate SPIn-NeRF, InFusion, and MVIP-NeRF, we run their official code to reproduce the results. Since RefFusion and Inpaint3D do not provide publicly available code, we only show the numbers provided by the papers. For MALD-NeRF, we evaluate their publicly available inpainted images for the SPIn-NeRF dataset. As shown in Tab. 1, our method outperforms all baselines on the SPIn-NeRF benchmark. We obtain comparable sharpness and LPIPS to MALD-NeRF, but significantly outperform it on other metrics. We also demonstrate that our method achieves faster scene inpainting compared to other methods. Furthermore, the TSED results show that despite other methods utilizing an explicit or implicit radiance field to enforce 3D consistency, our method achieves a higher consistency score, primarily due to blurry outputs. Please see §G for a comprehensive TSED analysis. Finally, we present a set of qualitative results in Fig. 3, showing our method produces sharper images than baselines.

Scene Completion with Wide Baselines. The quantita-

Method	LPIPS ↓	FID ↓	σ ↑	T_{2px} ↑	τ ↓
Inpaint3D [48]	0.5150	226.04	-	-	-
InFusion [34]	0.4210	92.62	-	-	-
Gaussian Grp. [77]	0.4540	123.48	-	-	-
SPIn-NeRF [42]	0.4864	160.42	13.74	61.04	1h 40m
RefFusion [44]	0.4283	-	-	-	-
InFusion [34]	0.6692	244.19	9.30	35.88	14m
MVIP-NeRF [8]	0.5268	215.60	11.96	58.33	17h 38m
MALD-NeRF [30]	0.3996	130.95	35.27	58.22	-
Ours	0.4028	108.36	34.50	67.35	12m

Table 1. Quantitative evaluation of the object removal task on SPIn-NeRF dataset. We denote sharpness ($\times 10^{-5}$) as σ , the percentage of consistent image pairs (TSED) at $T_{\text{error}} = 2.0\text{px}$ as T_{2px} , and average run time per scene as τ . The first and second sections report numbers from [48] and [34], respectively, possibly using different evaluation code than SPIn-NeRF. The last section ensures direct comparability with consistent evaluation code; see §G for a comprehensive TSED analysis.

tive results for the scene completion task are presented in Tab. 2, demonstrating the superiority of our method on all metrics. We also show that our method is less time-consuming than NeRFiller. Moreover, although fitting a NeRF on our inpaintings reduces sharpness, they still remain significantly sharper than NeRFiller’s. To evaluate 3D consistency, we report TSED on two sets of images, (i) the NeRF datasets (i.e. direct outputs of the inpainting models), and (ii) the NeRF renders. For NeRFiller, we use the dataset produced in the latest Dataset Update iteration. As illustrated in Tab. 2, as our dataset used to fit the NeRF is significantly more consistent than that of NeRFiller, the final NeRF achieves a higher consistency score. We qualitatively illustrate this in Fig. 4.

Inpainting with Few-view Inputs. We use single-reference inpainting for the few-view task. As depicted in Tab. 3, we outperform all the baselines on the few-view inpainting task, even without the need to use the ground-truth camera parameters and depth maps, making it more




Figure 4. Qualitative comparisons on the NeRFiller dataset. NeRFiller can converge to blurry content, due to mixing divergent views, while ours generates and then propagates sharp content (e.g., see details in the backpack or window glass in the zoomed patches).

Method	PSNR \uparrow	SSIM \uparrow	LPIPS \downarrow	MUSIQ \uparrow	Corrs \uparrow	$\sigma^D \uparrow$	$\sigma^N \uparrow$	$T_{2px}^D \uparrow$	$T_{2px}^N \uparrow$	$\tau \downarrow$
NeRFiller w/o depth [72]	27.96	0.88	0.07	3.68	1146	1.20	3.18	14.63	93.51	1h 30m
NeRFiller [72]	27.68	0.87	0.08	3.69	1185	1.25	3.31	16.53	96.04	1h 30m
Ours	28.59	0.89	0.05	3.80	1250	38.96	26.45	67.80	98.25	55m

Table 2. Evaluation of scene completion on the NeRFiller dataset. We denote sharpness ($\times 10^{-5}$) as σ , the percentage of consistent image pairs (TSED) at $T_{\text{error}} = 2.0\text{px}$ as T_{2px} , and average run time per scene as τ . \cdot^D : direct outputs of the inpainting model - \cdot^N : NeRF renders; see §G for a comprehensive TSED analysis.

Method	Π	D	$\sigma \uparrow$	MUSIQ \uparrow	Corrs \uparrow	$T_{2px} \uparrow$	$\tau \downarrow$
SPIn-NeRF [42]	✓	✗	17.18	3.26	278	25.42	15m
NeRFiller [72]	✓	✗	5.05	3.41	187	18.54	13m
NeRFiller [72]	✓	✓	5.41	3.42	183	18.96	13m
Ours	✗	✗	48.2	3.84	400	52.92	12s

Table 3. Quantitative evaluation of the few-view task. We denote camera parameters as Π , depth maps as D , sharpness ($\times 10^{-5}$) as σ , the percentage of consistent image pairs (TSED) at $T_{\text{error}} = 2.0\text{px}$ as T_{2px} , and average run time per scene as τ . see §G for a comprehensive TSED analysis.

Π	D	St.	PSNR \uparrow	SSIM \uparrow	LPIPS \downarrow	MUSIQ \uparrow	Corrs \uparrow
✓	✓	SR	27.42	0.88	0.07	3.77	1232
✗	✗	AR	28.32	0.88	0.05	3.78	1235
✗	✓	AR	28.29	0.88	0.05	3.79	1231
✓	✗	AR	28.44	0.89	0.05	3.80	1252
✓	✓	AR	28.59	0.89	0.05	3.80	1250

Table 4. Ablation of available inputs and inpainting strategies on the NeRFiller scenes dataset. We denote the camera parameters as Π , depth maps as D , inpainting strategy as St., single-reference inpainting as SR, and autoregressive inpainting as AR. Note that the last row represents our base strategy.



Figure 5. Qualitative comparisons for few-view inpainting. Our inpainted images are sharper and more visually plausible.

self-contained. The TSED results demonstrate our method achieves a higher consistency score, mainly due to the other methods relying on fitting a NeRF, which is suboptimal for extremely sparse views. The qualitative results shown in Figs. 5 and 9 also confirm the higher quality of our inpainted images.

4.4. Ablation Studies

In Tab. 4, we ablate various inference-time strategies of our inpainting pipeline on scene completion. We observe that

providing ground-truth depth maps has little effect on performance, highlighting the robustness of our method. However, ground-truth camera parameters have a more significant impact. This is mainly because optimizing camera parameters in DUST3R involves complex global alignment, whereas, when camera parameters are known, optimizing the depth maps becomes a much simpler task.

In addition, for a wide-baseline dataset like NeRFiller, we find it is essential to run our autoregressive procedure, as a single reference cannot provide sufficient information for a wide baseline. The qualitative example in Fig. 10 also confirms our findings. Further ablation studies, including on geometric cues and training setups, are presented in §H.

5. Conclusion

In this paper, we proposed a novel approach to 3D scene inpainting task, *without* a 3D radiance field. While this avoids fusing in pixel space, which induces blurriness, it necessitates a novel way to fuse information across views via estimated scene geometry. We do so via training a diffusion-based inpainter, conditioned on appearance and geometric cues from a reference view-set, which enables fusion in the learned space of the generative model, thus retaining sharpness. The resulting multiview inpainting al-

gorithm is highly versatile, capable of handling the sparse-view inpainting task, on which other methods struggle, and operating without cameras. We explored the efficacy of our method against two recent benchmarks, encompassing narrow and wide baseline 3D scenes, as well as the few-view scenario, showing state-of-the-art performance in all cases, in terms of both image quality and multiview consistency.

Acknowledgements

This work is supported by the Vector Scholarship in Artificial Intelligence (A.S.) provided through the Vector Institute, the Canada First Research Excellence Fund (CFREF) for Vision: Science to Applications (VISTA) program (A.S., T.A.A., M.A.B., and K.G.D.), and the NSERC Discovery Grant program (M.A.B., and K.G.D.).

Supplementary Material

A. Overview

This document provides additional supplemental material to the main paper. §B details our proposed method, including scene geometry estimation, triangle mesh creation, the fusion of multiple reference images, training details, and inference details. §C outlines additional implementation details for our approach as well as the hyperparameters used. §D and §E describe details on the datasets and metrics used for evaluation, respectively. §F provides additional qualitative results. §G provides comprehensive results using the TSED metric. §H demonstrates additional ablations studies on various model design decisions. Finally, §I discusses the limitations of our work. Please see our project page for visualizations of results: <https://geomvi.github.io>.

B. Methodological Details

B.1. DUST3R as an Autoregressive Scene Geometry Estimator

DUST3R [68] uses a network to predict 3D pointmaps for image pairs, followed by a global optimization to obtain the global camera parameters and dense depth maps. DUST3R is not trained on incomplete views (i.e., not-yet-inpainted images); however, we adapt it to use incomplete views by passing the images to the model with the masked area set to zero. Then, we suppress DUST3R’s predicted confidence maps in the masked area by setting the confidence to zero. This will prevent incomplete parts from contributing during the optimization phase.

Optionally, we also pre-set ground-truth information for the optimization phase. For pre-setting camera parameters, we initialize and freeze the corresponding parameters in the optimization. For pre-setting incomplete dense depth, we

only initialize the depth (wherever provided), while allowing it to change during the optimization.

For small-baseline scenes and the few-view task, we compute DUST3R on a complete symmetric scene graph $G = (V, E)$, connecting each view to all other views. However, for large-baseline scenes, we restrict the connections of each view to their k closest views. We use the rotation (orientation) difference between the cameras as our camera distance measure, as the cameras nearly always point to a central point in the scene. Specifically, for an edge $e = (i, j)$ with corresponding extrinsic rotation matrices $\mathbf{R}_i, \mathbf{R}_j \in \text{SO}(3)$, we define the view distance function as

$$d(e) = \|A(\mathbf{R}_i^\top \mathbf{R}_j)\|_2, \quad (1)$$

where $A : \text{SO}(3) \rightarrow [0, 2\pi) \times [0, 2\pi) \times [0, \pi)$ is a function mapping a rotation matrix to Euler angles. In other situations, this heuristic could be altered (e.g., to use an estimate of overlapping image content, or camera positional information). Therefore, for wide-baseline scenes, the set of edges is

$$E = \{(i, j) \in V^2; i \neq j, j \in \text{TopK}_j(V, -d(i, j))\}, \quad (2)$$

where $\text{TopK}_i(S, f(i))$ denotes the top k elements of the set S according to function f .

In the first autoregressive step, before any image is inpainted, we run DUST3R on the entire scene graph. This will yield the optimized camera parameters, $(\mathbf{R}_i, \mathbf{t}_i) \in \text{SE}(3)$, $\mathbf{K}_i \in \mathbb{R}^{3 \times 3}$, dense depth maps, $D_i \in \mathbb{R}^{H \times W}$, and DUST3R’s pairwise poses, $(\mathbf{R}_e, \mathbf{t}_e) \in \text{SE}(3)$. We denote the set of optimized geometry parameters as

$$\mathcal{G} = \{\mathbf{R}_i, \mathbf{t}_i, \mathbf{K}_i, D_i\}_i \cup \{\mathbf{R}_e, \mathbf{t}_e\}_e. \quad (3)$$

In each remaining step, where the views $V_I \subset V$ are being inpainted, we only update their corresponding views, V_I , and edges, $E_I = \{(i, j) \in E; i \in V_I\}$, of the scene graph, initialized by the current state of \mathcal{G} , while freezing other parameters. We then replace the updated parameters in \mathcal{G} . This greatly reduces the run-time of the geometry update, which is significant, since it is performed after every iteration of autoregressive inpainting.

B.2. Creating Triangle Meshes from Dense Depth Maps

Given the camera parameters $(\mathbf{R}, \mathbf{t}) \in \text{SE}(3)$, $\mathbf{K} \in \mathbb{R}^{3 \times 3}$, and dense depth map $D \in \mathbb{R}^{H \times W}$, we can lift the pixel coordinates to the world coordinate system via the lifting function

$$\mathbf{X}(\mathbf{x}) := \mathbf{R}^\top (D[\mathbf{x}]\mathbf{K}^{-1}h(\mathbf{x}) - \mathbf{t}), \quad (4)$$

where $h : \mathbb{R}^n \rightarrow \mathbb{R}^{n+1}$ is the homogeneous mapping. Following GeoFill [84], we build a triangle mesh with a regular grid, where the mesh vertices are provided by the lifting

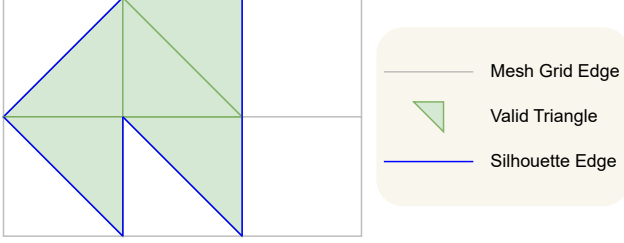


Figure 6. Illustration of the silhouette edges in a triangle mesh. An edge that only belongs to *one* triangle is considered a silhouette edge.

function, $\mathbf{X}(\mathbf{x})$. To create discontinuities on object boundaries, we drop the mesh edges wherever there is a sudden change in depth. We use the same criterion as GeoFill [84], where we drop the edge between two adjacent vertices v_i, v_j if

$$\frac{2|D[\mathbf{x}_i] - D[\mathbf{x}_j]|}{D[\mathbf{x}_i] + D[\mathbf{x}_j]} > \epsilon_{\text{edge}}, \quad (5)$$

where $\epsilon_{\text{edge}} = 4 \times 10^{-2}$ is a user-defined hyperparameter. This results in the 3D mesh, \mathcal{M} .

B.3. Creating a Shadow Volume Mesh using Silhouette Edges

To create the shadow volume mesh for a reference view, we first identify the silhouette edges of the mesh. When building the triangle mesh as described in §B.2, we also identify the triangle edges at surface boundaries (i.e., silhouette edges) by looking for edges that only belong to one triangle. Fig. 6 illustrates the selection of silhouette edges. Let $E_S \subset \mathbb{R}^{2 \times 3}, |E_S| < \infty$ denote the set of silhouette edges in the world coordinate system. Given the camera extrinsics, the camera center is at $-\mathbf{R}^\top \mathbf{t}$ in the world coordinate system. Our goal is to draw a ray from the camera center to each point on the edge of the shape (i.e., its occlusion boundaries), and then extend the ray past it (forming part of the boundary of the shadow volume induced by that geometric element; see Fig. 2 for a visualization). For each vertex, v , in a silhouette edge, we extrude it along its corresponding ray direction according to the reference camera, as

$$v' = v + \epsilon_d \frac{v + \mathbf{R}^\top \mathbf{t}}{\|v + \mathbf{R}^\top \mathbf{t}\|_2}, \quad (6)$$

where ϵ_d is a sufficiently large value to ensure the rendered shadow volume covers the relevant part of other views. For each silhouette edge, $(v_1, v_2) \in E_S$, we form a quad, (v_1, v_2, v'_2, v'_1) , forming the side walls of the shadow volume. We then split each shadow quad into two triangles and use the resulting triangle mesh to render the shadow volumes.

B.4. Details on the Hint Image

As mentioned in §3.2.1, we optionally use a hint image, H , to provide style information to the network. For inpainting the first image, as we do not have any inpainted images, we use an empty image (zero-valued) as the hint. For all other steps, we select the furthest inpainted image to the inpainting image i as

$$H = \arg \max_{h \in \mathcal{I}} d(i, h), \quad (7)$$

where \mathcal{I} is the set of inpainted images, and d is the view distance function defined in Eq. (1).

B.5. Parallel Process Fusion via Predicted Confidence Maps

Algorithm 1 summarizes the steps taken by the fusion operator, Γ . When inpainting a target view, τ , conditioned on a set of reference views, \mathcal{R} , in addition to the noise estimates, \mathcal{E}_t , and their corresponding confidence masks, \mathcal{C}_t , we also utilize the view distances of the reference views to the target view, computed as

$$d_r = \{d(\tau, r)\}_{r \in \mathcal{R}}, \quad (8)$$

where d is the view distance function defined in Eq. (1). Fig. 7 visualizes the fusion operator.

B.6. Training Details

Single-View Data Synthesis. As mentioned in §3.2.3, we synthesize the geometric and appearance cues from single-view images, via monocular depth estimation. Specifically, given an image, $I \in \mathbb{R}^{3 \times H \times W}$, we first compute a monocular metric depth estimate, $D \in \mathbb{R}^{H \times W}$. We assume the focal length to be $f = \frac{W+H}{2}$, and the principal point to be in the center of the image, $\mathbf{p} = \frac{1}{2}(W, H)$. We then create a triangle mesh, \mathcal{M} , in the image’s coordinate frame (i.e., identity extrinsics), as described in Sec. B.2. We assume there is a second camera (i.e., a synthetic reference view) from which the geometric and photometric cues are actually coming. To generate a random reference pose, we sample angles, $\mathbf{a}_r \sim \mathcal{N}(0, \sigma_{a_r}^2 \mathbb{I}_3)$, and translation, $\mathbf{t}_r \sim \mathcal{N}(0, (\sigma_{t_r} \cdot \min D)^2 \mathbb{I}_3)$, where $\sigma_{a_r} = 0.3$ and $\sigma_{t_r} = 0.2$ are user-defined hyperparameters. We then form the rotation matrix, \mathbf{R}_r , from the sampled Euler angles, \mathbf{a}_r , and render the mesh, \mathcal{M} , to obtain the synthetic reference image, I_r , and its corresponding depth map, D_r . This process will automatically occlude parts of the target view. We do not use hint images when the training sample is from a single-image dataset.

3D Data Sampling. For a mesh-based 3D dataset, given a mesh, \mathcal{M} , we uniformly sample the reference and target cameras (in a sphere centered at the object’s centroid), directly rendering the reference and target views, I_r, I , respectively, along with the reference depth map, D_r . With a

Algorithm 1 Pseudo-code for fusing the noise estimates, each conditioned on a specific reference view. We denote \mathcal{E}_t as the noise estimates, each conditioned on a specific reference view at diffusion timestep t , $\mathbf{C}_f, \mathbf{C}_b, \mathbf{C}_s$ as the front-facing, back-facing, and shadow confidence masks, d_r as the view distances of the reference views to the target view, R as the number of reference images used to inpaint the image, \vee, \wedge, \neg as logical “or”, “and”, and “negation”, \odot, \oslash as Hadamard product and division, and $\text{OneHot}(i, N) : \mathbb{N}^{\cdots} \rightarrow \{0, 1\}^{N \times \cdots}$ as a function that encodes an index i into an N -length one-hot vector, respectively. For the shadow confidence mask, “one” means that although the ray intersects the shadow volume, and the content is *uncertain*, the model has decided that there is no occluded content, and the shadow background is valid; see §B.6.

```

1: procedure  $\Gamma(\mathcal{E}_t \in \mathbb{R}^{R \times C \times H \times W}, \{\mathbf{C}_f, \mathbf{C}_b, \mathbf{C}_s\} \subset \{0, 1\}^{R \times H \times W}, d_r \in \mathbb{R}^R)$ 
2:    $\hat{\mathbf{C}}_f = \bigvee_r \mathbf{C}_f[r, :, :]$  ▷ At least one front-face exists.  $\in \{0, 1\}^{H \times W}$ 
3:    $\mathbf{C}'_b = \mathbf{C}_b \wedge \neg \hat{\mathbf{C}}_f$  ▷ Backfaces but not front-faces.  $\in \{0, 1\}^{R \times H \times W}$ 
4:    $\hat{\mathbf{C}}_b = \bigvee_r \mathbf{C}'_b[r, :, :]$  ▷ At least one backface exists.  $\in \{0, 1\}^{H \times W}$ 
5:    $\mathbf{C}'_s = \mathbf{C}_s \wedge \neg(\hat{\mathbf{C}}_f \vee \hat{\mathbf{C}}_b)$  ▷ Shadows but no front-faces or backfaces.  $\in \{0, 1\}^{R \times H \times W}$ 
6:    $\hat{\mathbf{C}}_s = \bigvee_r \mathbf{C}'_s[r, :, :]$  ▷ At least one shadow exists.  $\in \{0, 1\}^{H \times W}$ 
7:    $\mathbf{C}_\emptyset = \neg(\hat{\mathbf{C}}_f \vee \hat{\mathbf{C}}_b \vee \hat{\mathbf{C}}_s)$  ▷ No confidence.  $\in \{0, 1\}^{H \times W}$ 
8:    $\mathbf{C} = \text{Concat}(\mathbf{C}_f, \mathbf{C}'_b, \mathbf{C}'_s, \mathbf{C}_\emptyset)$  ▷ Confidence hierarchy.  $\in \{0, 1\}^{4 \times R \times H \times W}$ 
9:    $\mathbf{W} = \mathbf{C} \oslash d_r$  ▷ Weight map (prefer closer views).  $\in \mathbb{R}^{4 \times R \times H \times W}$ 
10:   $\mathbf{F} = \sum_{i=1}^4 (\arg \max_r \mathbf{W}[i, r, :, :]) \odot (\bigvee_r \mathbf{C}[i, r, :, :])$  ▷ Selected reference indices.  $\in \mathbb{N}^{H \times W}$ 
11:   $\hat{\mathbf{F}} = \text{OneHot}(\mathbf{F}, R)$  ▷ Fused mask.  $\in \{0, 1\}^{R \times H \times W}$ 
12:   $\varepsilon_t = \sum_r \mathcal{E}_t[r, :, :, :] \odot \hat{\mathbf{F}}[r, :, :]$  ▷ Fused noise estimate.  $\in \mathbb{R}^{C \times H \times W}$ 
13:  return  $\varepsilon_t$ 
14: end procedure

```

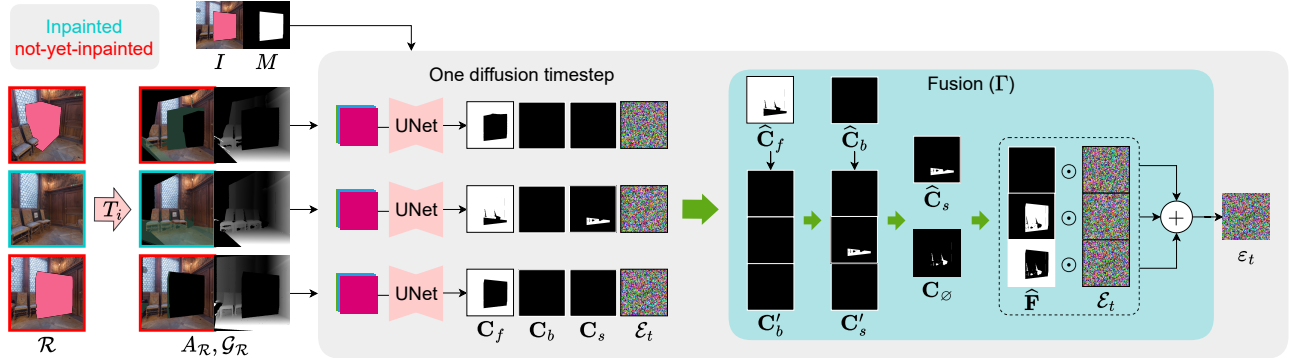


Figure 7. Illustration of the fusion of multiple reference views using the confidence masks. We denote I as the *incomplete* target image, M as the inpainting mask, \mathcal{R} as the set of reference images, $(A_{\mathcal{R}}, \mathcal{G}_{\mathcal{R}})$ as reference-based appearance and geometric cues, Γ as the fusion operator, $\mathbf{C}_f, \mathbf{C}_b, \mathbf{C}_s$ as the front-face, backface, and shadow confidence mask, \mathcal{E}_t as the noise estimates at diffusion timestep t , $\hat{\mathbf{F}}$ as the fused mask, and ε_t as the fused noise estimate at diffusion timestep t , respectively. $\hat{\mathbf{C}}_f, \hat{\mathbf{C}}_b, \hat{\mathbf{C}}_s, \mathbf{C}'_b, \mathbf{C}'_s, \mathbf{C}_\emptyset$ represent intermediate variables of the fusion process; see Algorithm 1 for details. As shown, given a target image and a set of reference images, we first render the reference-based appearance and geometric cues, and then at each diffusion step, we fuse the noise estimates conditioned on different reference views using the predicted confidence masks.

probability of $p_h = 0.95$, we also uniformly sample another camera to render a hint image for training.

Mask Generation. We consider two mask generation strategies: (i) the 2D image-based approach from LaMa [61], which generates large and diverse masks on the target image, and (ii) a 3D-based approach, designed to obtain a 3D consistent mask across a multiview image set. We focus on (ii) for the remainder of this section. This strategy

is straightforward, given known 3D geometry: we sample a 3D convex polyhedron, place it in the scene, and obtain an inpainting mask by rendering this occluder volume to the target view. Specifically, let $B \in \mathbb{R}^{2 \times 3}, C \in \mathbb{R}^3$ be the bounding box around the scene point cloud and the scene point cloud’s centroid, respectively. We first uniformly sample a bounding box, B_o , for the occluder inside the scene’s bounding box. We restrict the size of the bounding box to

be in the range

$$[o_{\min}(B_2 - B_1), o_{\max}(B_2 - B_1)], \quad (9)$$

where o_{\min} and o_{\max} are user-defined hyperparameters. For Google Scanned Object [15], we set $o_{\min} = 0.6$ and $o_{\max} = 1.0$; however, as MS COCO [31] includes outdoor scenes, the scene’s bounding box does not properly represent the scene’s boundaries. In that case, we first uniformly sample a point from the scene’s point cloud as the occluder’s centroid, C_o . We also restrict the sampled occluder bounding box to the camera frustum, instead of the scene’s bounding box. To that end, we restrict the size of the occluder bounding box to be in the range

$$\left[o_{\min} \frac{(C_o^\top \hat{\mathbf{k}})(B_2 - B_1)}{B_2 - B_1}, o_{\max} \frac{(C_o^\top \hat{\mathbf{k}})(B_2 - B_1)}{B_2 - B_1} \right], \quad (10)$$

where $\hat{\mathbf{k}}$ is the unit vector in the direction of the z -axis, and we set $o_{\min} = 0.6$ and $o_{\max} = 0.8$. We then uniformly sample N_o points within B_o , and fit a convex hull around the sampled points, resulting in the occluder volume. We render the sampled convex hull to the target view, yielding the inpainting mask. With a probability of 0.2, we sample a 3D occluder volume; otherwise, we use LaMa’s mask generator.

Simulating Geometric Errors for Domain Adaptation. Our data generation techniques, whether on 3D scenes or single images, are slightly out-of-distribution compared to real-world multiview datasets (on which our method is evaluated). In particular, the geometric errors (whether in scene or camera parameters) from DUST3R are not naturally present. We therefore consider how to include such errors synthetically.

Given a reference image, I_r , and its corresponding depth map, D_r , we create a triangle mesh, \mathcal{M}_r , along with its shadow mesh, \mathcal{S}_r , (as described in §B.2 and §B.3). To simulate geometry estimation errors, we also create a perturbed version of the reference mesh, \mathcal{M}'_r , and shadow mesh, \mathcal{S}'_r , by sampling perturbation angles, $\mathbf{a}_p \sim \mathcal{N}(0, \sigma_{a_p}^2 \mathbb{I}_3)$, and translation, $\mathbf{t}_p \sim \mathcal{N}(0, (\sigma_{t_p} \cdot \min D_r)^2 \mathbb{I}_3)$, forming the rotation matrix, \mathbf{R}_p , and perturbing the mesh vertices, $\mathbf{V}_r \in \mathbb{R}^{V \times 3}$, as

$$\mathbf{V}'_r = \mathbf{V}_r \mathbf{R}_p^\top + \mathbf{t}_p, \quad (11)$$

where $\sigma_{a_p} = 0.2$ and $\sigma_{t_p} = 0.01$ are user-defined hyperparameters. We then render the perturbed mesh and shadow to obtain the rendered appearance cue, $T_r(I_r)$, and geometric cues, $\mathcal{G}_R = \{F_r, B_r, \hat{D}_r, C_r\}$.

Supervising Predicted Confidence Masks. We use the unperturbed meshes, \mathcal{M}_r , and \mathcal{S}_r , to render the ground-truth

confidence masks. Specifically, we render \mathcal{M}_r and \mathcal{S}_r to obtain the unperturbed front-face, backface, and shadow masks, $\hat{F}_r, \hat{B}_r, \hat{C}_r$. Given the sampled inpainting mask, M , the ground-truth front-face confidence mask is computed as

$$\mathbf{C}_f = (\hat{F}_r \wedge \neg \hat{C}_r) \vee \neg M, \quad (12)$$

where \wedge, \vee, \neg denote the logical “and”, “or”, and negation, respectively. This mask highlights the regions that are either outside the inpainting mask, or exclusively guided by front-facing surfaces (excluding the parts intersecting the shadow mask). The ground-truth backface confidence mask is computed as

$$\mathbf{C}_b = \hat{B}_r \wedge M. \quad (13)$$

This mask highlights the regions inside the inpainting mask that are guided by back-facing surfaces. To compute the ground-truth shadow confidence mask, first note that this mask indicates the model’s certainty in trusting the photometric information. To obtain such information, let $\mathcal{F}, \mathcal{F}_r \in \mathbb{N}^{H \times W}$ be the map of triangle face indices rendered to the target view, from meshes \mathcal{M} and \mathcal{M}_r , respectively. We can trust the photometric information of a pixel, if and only if \mathcal{F} and \mathcal{F}_r are equal in that pixel and the pixel has valid photometric information (i.e., not disoccluded), meaning both reference and target see the same triangle face at that pixel. Therefore, the ground-truth shadow confidence mask is computed as

$$\mathbf{C}_s = \hat{C}_r \wedge \mathbb{1}\{\mathcal{F}[\mathbf{x}] = \mathcal{F}_r[\mathbf{x}]\}_{\mathbf{x}} \wedge \hat{F}_r \wedge M, \quad (14)$$

where $\mathbb{1}\{\cdot\}$ denotes the indicator function.

Complete Loss Function. After obtaining all input and corresponding ground-truth outputs, we sample a random noise, ε , and timestep, t , training the model via

$$I_M = I \odot \neg M, \quad (15)$$

$$\{\tilde{\varepsilon}, \tilde{\mathbf{C}}_f, \tilde{\mathbf{C}}_b, \tilde{\mathbf{C}}_s\} = \epsilon_\theta(z_t, M, I_M, A_{\mathcal{R}}, \mathcal{G}_{\mathcal{R}}, y, t), \quad (16)$$

$$\mathcal{L}(\theta) = \|\varepsilon - \tilde{\varepsilon}\|_2^2 + \sum_{\rho \in \{f, b, s\}} \left\| \mathbf{C}_\rho - \tilde{\mathbf{C}}_\rho \right\|_2^2, \quad (17)$$

where \mathcal{L} is the training loss, I_M is the masked input, $z_t = \text{AddNoise}(I, \varepsilon, t)$ is the forward diffusion step, yielding the latent noisy diffusion intermediate, and $A_{\mathcal{R}}, \mathcal{G}_{\mathcal{R}}, y$ denote the appearance cues, geometric cues, and the text prompt, respectively. Text prompts, y , are already provided as captions in MS COCO [31], and we generate them for GSO [15], as mentioned in §C.

B.7. Selecting a Wide-baseline Subset

As mentioned in §3.3.3, we initially inpaint a wide-baseline subset of the scene, one by one. Let N be the number of views in the scene. We first form the view distance matrix

$$\mathcal{D} = [d(i, j)]_{i, j=1}^N, \quad (18)$$

Algorithm 2 Pseudo-code for selecting a wide-baseline subset of the scene. $\mathcal{D}, i_1, \setminus$ denote the view distance matrix, the initial image to be inpainted, and set subtraction, respectively.

```

1: procedure SELECTWIDEBASELINE( $\mathcal{D} \in \mathbb{R}^{N \times N}, i_1 \in \mathbb{N}$ )
2:    $W = [i_1]$  ▷ Initialize the wide-baseline set
3:   for  $n$  in  $[1, \dots, N - 1]$  do
4:      $i_n = \arg \max_{i \notin W} \min_{j \in W} \mathcal{D}[i, j]$  ▷ Find the next wide-baseline view using min-max
5:      $W = \text{Concat}(W, [i_n])$  ▷ Extend the wide-baseline set
6:   end for
7:
8:    $\widehat{W} = [i_1]$  ▷ Initialize the sorted wide-baseline set
9:   for  $n$  in  $[1, \dots, N - 1]$  do
10:     $i_n = \arg \min_{i \in W \setminus \widehat{W}} \frac{1}{|\widehat{W}|} \sum_{j \in \widehat{W}} \mathcal{D}[i, j]$  ▷ Minimize the mean distance to the previous sorted views
11:     $\widehat{W} = \text{Concat}(\widehat{W}, [i_n])$  ▷ Extend the sorted wide-baseline set
12:   end for
13:   return  $\widehat{W}$ 
14: end procedure

```

where d is the view distance function defined in Eq. (1). We also randomly select an image, i_1 , to start the inpainting from. As summarized in Algorithm 2, we perform a greedy min-max approach to select the wide-baseline subset, and then sort the selected subset such that the view in each iteration, minimizes the mean distance to the views in the previous steps.

C. Implementation Details

As mentioned in §3.2.3, we initialize our reference-guided inpainter as a Stable Diffusion v2, fine-tuned for inpainting [53, 60]. In training, we upweight Google Scanned Objects (GSO) so that the ratio of GSO to MS COCO samples in each epoch is 1/10. Since GSO lacks text captions, we use Kosmos-2 [45] to caption a front-facing view of each object. To make the model robust towards color and texture discrepancies across multiple views, we randomly augment the texture of the reference mesh using color jitter with a factor of 0.1 for brightness, contrast, saturation, and hue. To preserve classifier-free guidance [20] capabilities, we randomly drop the text prompt with a probability of 0.1. If the generated mask for an image is a 3D occluder volume, we randomly drop the *reference* content occluded by the occluder volume with a probability of 0.2. This will enable conditioning the model on not-yet-inpainted reference views. Notice that our model must be capable of both transferring reference information and also inpainting when no reference information is present. We use AdamW [35] with a learning rate of 10^{-4} , weight decay of 0.01, $\beta_1 = 0.9$, and $\beta_2 = 0.999$. We train for approximately 8000 iterations, with a batch size of 96, and two gradient accumulation steps, on 16 NVIDIA L40 GPUs. The weight of the loss for the latent patches *outside* the inpainting mask is set to 0.1. During inference, we adopt the DDIM sampler [59] with 50 denoising steps.

D. Dataset Details

Scene Completion with Wide Baselines. As mentioned in §4.2, we use the *scene-centric* portion of the NeR-Filler dataset for the wide-baseline scene-completion task. Specifically, we use the following scenes:

- “backpack”
- “billiards”
- “drawing”
- “norway”
- “office”

E. Metrics Details

TSED. TSED evaluates the consistency of adjacent pairs in a view set [78]. On the SPIn-NeRF dataset, as the scenes have very small baselines, all possible view pairs are considered adjacent views. Unlike [78], which considers a minimum of 10 feature matches for consistency, we only consider a minimum of two feature matches, as the inpainting mask is significantly smaller than the whole frame.

F. Further Qualitative Results

In this section, we provide additional qualitative results. Fig. 8 visualizes examples of inpainted images’ depth maps from different inpainting methods. As shown, our method yields realistic geometry. Fig. 9 presents further qualitative results for the few-view inpainting task, confirming higher sharpness and visual plausibility than the baselines. Moreover, Fig. 10 shows a qualitative example of the ablation studies presented in §4.4, confirming ground-truth camera parameters and the autoregressive procedure affect the quality of the inpainted scene, while ground-truth depth maps have little impact. Finally, Fig. 11 shows a step-by-step example of autoregressive inpainting progress in the first au-




Figure 8. Visualized depth maps on SPIn-NeRF dataset. The depth maps are obtained by running DUST3R on the inpainted images. The corresponding inpainted images are also shown.




Figure 9. Further qualitative results for the few-view inpainting task. Please zoom in for details.

toregressive stage, inpainting a wide-baseline subset of the scene. As detailed in §3.3.3, we begin with a random view and select a wide-baseline subset of the scene, progressively inpainting the closest view from this subset to the already inpainted ones at each autoregressive step.

G. Comprehensive TSED Evaluation

Figures 12, 13, and 14 provide a comprehensive visualization of TSED results across different tasks and different values of T_{error} . In Fig. 12, we observe that when $T_{\text{error}} = 1.0\text{px}$, almost all other methods achieve the same consistency as us, but do not improve (increase) as much as the error threshold increases. This is primarily because

other methods enforce 3D consistency by fusing cross-view information through a 3D radiance field, resulting in blurry output renders. Since TSED computes SIFT features, naturally fewer such features will be detected from a blurry image, damaging the TSED score. In contrast, our method produces significantly sharper images (see Tab. 1 for details), resulting in more detected features and thus a higher TSED.

In Fig. 13 (left), when we compare the datasets (i.e., source images, directly from the generative inpainter used in each method), which are used for fitting a NeRF, we observe a significant gap between NeRFfiller and ours. This is due to our geometry-aware inpainting model, which is

Training datasets	\mathcal{G}_R	Reference	Perturbation	Fusion	PSNR \uparrow	SSIM \uparrow	LPIPS \downarrow	MUSIQ \uparrow	Corrs \uparrow
COCO + GSO	✓	Reprojected	✓	Hierarchical	28.59	0.89	0.05	3.80	1250
COCO + GSO	✓	Reprojected	✗	Hierarchical	29.25	0.89	0.05	3.72	1222
COCO + GSO	✓	Reprojected	✓	Closest camera	27.36	0.88	0.06	3.78	1204
COCO + GSO	✓	Reprojected	✓	Weighted average	29.45	0.89	0.06	3.77	1166
COCO + GSO	✗	Reprojected	✓	Single confidence	28.36	0.88	0.05	3.78	1223
RealEstate10K + GSO	✓	Reprojected	✓	Hierarchical	27.12	0.87	0.06	3.76	1182
RealEstate10K + GSO	✗	Naive	N/A	Weighted average	24.34	0.85	0.10	3.79	1113

Table 5. Ablations of various design choices in training and fusion, including conditioning signals, datasets, and other algorithmic components. We denote the presence of geometric cues in the conditioning signals as \mathcal{G}_R . ‘Closest camera’ and ‘Weighted average’ ignore the predicted confidence masks; the former solely conditions on the closest view that has been inpainted, and the latter takes a weighted average of the noise estimates, proportional to the inverse view distance between the reference view, r , and the target view, t , i.e., $\frac{1}{d((r,t))}$ (Eq. (1)). ‘Single confidence’ means that, since backface and shadow masks are disabled, there is only one confidence signal, derived from the frontface mask. The first row represents our base model, which is superior on nearly all metrics, compared to other variants.




Figure 10. A qualitative example from the ablation studies in §4.4 confirming ground-truth camera parameters and the autoregressive procedure affect the quality of the inpainted scene, whereas ground-truth depth maps have little impact.



Figure 11. A step-by-step illustration of autoregressive inpainting in the first stage, where a wide-baseline subset of the scene is progressively inpainted. Note the consistency preserved throughout the process.

specifically trained to propagate information across views in a multiview consistent manner. In contrast, NeRFiller uses a geometry-unaware inpainting model, which cannot directly apply the knowledge currently encoded in the 3D scene to inform the inpainting. Similarly, Fig. 13 (right) shows that fitting a NeRF on the aforementioned datasets will result in more consistent images overall, but unsurprisingly our consistently inpainted images result in more consistent NeRF renders. Finally, Fig. 14 demonstrates the success of our method on inpainting scenes with very few

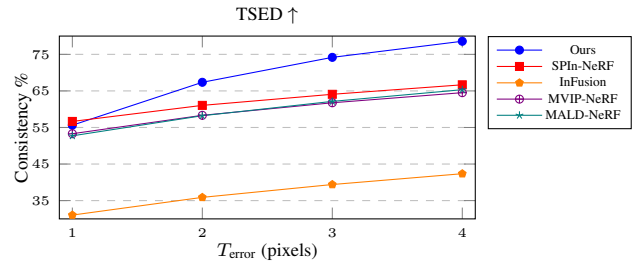


Figure 12. Evaluation of 3D consistency of the object removal task on the SPIn-NeRF dataset using TSED.

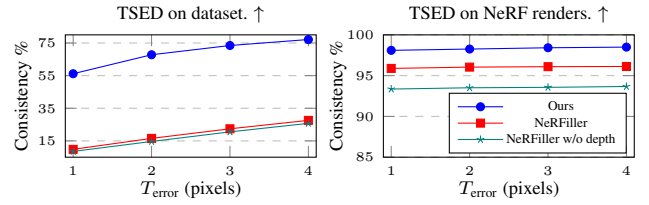


Figure 13. Evaluation of 3D consistency of the scene completion task on the NeRFiller dataset using TSED. The left inset shows the consistency of the ‘source images’ (dataset) used to train the NeRF (i.e., the direct outputs of the generative inpainter used in each method). For NeRFiller, we use the dataset from the latest Dataset Update iteration. The right inset shows the consistency of the NeRF renders, from a NeRF fit to those source images.

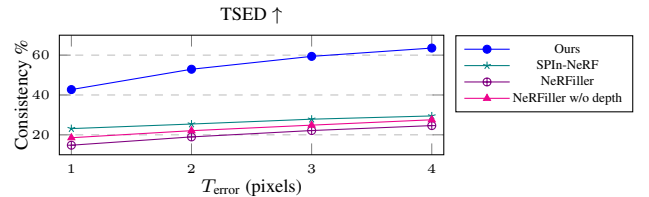


Figure 14. Evaluation of 3D consistency on the few-view inpainting task.

views. We achieve a noticeable improvement over the baselines in terms of TSED consistency, mainly due to the diffi-

culties encountered when fitting NeRFs on very few views, which results in both inconsistency and blurriness. Please see our webpage for an interactive visualization of SED: <https://geomvi.github.io>.

H. Model Design Ablations

In addition to ablating various inference-time strategies, presented in §4.4, we also ablate or vary several design decisions in our training and fusion strategies, including training datasets, availability of geometric cues ($\mathcal{G}_{\mathcal{R}}$) in the conditioning signals, whether to align the reference images to the coordinate of the target image by reprojection, and whether to use mesh perturbation. According to Tab. 5, we find that although mesh perturbation does not improve image-based metrics, it has a significant impact on video-based metrics, i.e., a higher image quality and consistency.

Moreover, we find that it is essential to use our hierarchical fusion method, as alternative approaches such as “weighted average” and “closest camera” lead to lower performance. On the other hand, “weighted average” achieves the highest PSNR and SSIM among all settings. This is primarily because averaging multiple noise estimates may fuse inconsistent information, producing a blur artifact similar to NeRF renders. Since the inpainted images are already significantly blurred, fitting a NeRF does not introduce additional blurriness. This will result in higher consistency between the inpainted images and their corresponding NeRF renders, leading to higher PSNR and SSIM, though at the cost of lower overall image quality, as reflected in other metrics.

We also observe the importance of conditioning the inpainter on the geometric cues. Note that in this case, fusion is performed using a single confidence mask; with backface and shadow masks disabled, the only confidence signal comes from the frontface mask.

As mentioned in §3.2.3, we use a single-view image dataset instead of a multiview one, to ensure a greater data diversity. To explore the effectiveness of a single-view dataset, we compare our base model with the same model trained on RealEstate10K [87] instead of COCO [31]. RealEstate10K, which includes a large set of scenes represented as posed multiview image sets, is commonly used for training large-scale cross-dataset novel view synthesis models (e.g., [67, 79]). To obtain multiview depth maps for RealEstate10K, we run DUST3R on all the videos as a pre-processing stage. Tab. 5 shows that our base model outperforms the one trained on RealEstate10K.

Finally, we evaluate a model naively conditioned on the reference image without any 3D reprojection, instead of our coordinate-aligned conditional inpainting. As reference-based photometric and geometric cues are synthesized for a single-view image dataset like COCO, and no actual reference image exists, we train this model on RealEstate10K.




Figure 15. Our inpainting model inherits the limitations of Stable Diffusion for inpainting.

In other words, for naive conditioning, we must use a dataset with multiple posed views per scene, so that one may be used as target and the other as conditioning; our synthetic single-image reprojections, which have only one frame, therefore cannot be used. As presented in Tab. 5 (last two rows), coordinate-aligned conditional inpainting outperforms naive conditioning on RealEstate10K.

I. Limitations

While we have demonstrated improved image quality and cross-view consistency over existing baselines, in addition to applicability to the few-view scenario, some shortcomings remain in our approach. Our method relies on two external tools, Stable Diffusion [53] for inpainting and DUST3R [68] for geometry estimation. Hence, errors caused by these tools (e.g., highly implausible inpaintings or errors in depth estimation) will be propagated throughout the process, resulting in degraded outcomes. In the case of extreme failure in these external tools (e.g. extreme errors in camera and depth estimation), our method is unable to recover. For instance, consider Fig. 15, showing the *initial* view for inpainting the “office” scene from the NeR-Filler dataset. Clearly, the failure of our method is inherited from the Stable Diffusion inpainter, likely caused by out-of-distribution conditioning (highly irregular inpainting mask in this case). Nevertheless, our method does not catastrophically fail in such cases, even as extreme as this one, maintaining geometry and appearance quality elsewhere in the scene. We also expect that future improvements to the mentioned tools will also be imparted to our approach.

References

- [1] Titas Anciukevičius, Zexiang Xu, Matthew Fisher, Paul Henderson, Hakan Bilen, Niloy J Mitra, and Paul Guerrero. RenderDiffusion: Image diffusion for 3D reconstruction, inpainting and generation. In *Conference on Computer Vision and Pattern Recognition (CVPR)*, 2023. 2
- [2] Omri Avrahami, Amir Hertz, Yael Vinker, Moab Arar, Shlomi Fruchter, Ohad Fried, Daniel Cohen-Or, and Dani Lischinski. The Chosen One: Consistent characters in text-

- to-image diffusion models. In *ACM SIGGRAPH 2024 Conference Papers*, 2024. 2
- [3] Marcelo Bertalmio, Guillermo Sapiro, Vincent Caselles, and Coloma Ballester. Image inpainting. *Proceedings of SIGGRAPH*, 2000. 1
- [4] Tim Brooks, Aleksander Holynski, and Alexei A. Efros. InstructPix2Pix: Learning to follow image editing instructions. In *Conference on Computer Vision and Pattern Recognition (CVPR)*, 2023. 5
- [5] Chenjie Cao, Chaohui Yu, Yanwei Fu, Fan Wang, and Xiangyang Xue. MVInpainter: Learning multi-view consistent inpainting to bridge 2D and 3D editing. *arXiv preprint arXiv:2408.08000*, 2024. 2
- [6] Eric R Chan, Koki Nagano, Matthew A Chan, Alexander W Bergman, Jeong Joon Park, Axel Levy, Miika Aittala, Shalini De Mello, Tero Karras, and Gordon Wetzstein. Generative novel view synthesis with 3D-aware diffusion models. In *International Conference on Computer Vision (ICCV)*, 2023. 2
- [7] Guikun Chen and Wenguan Wang. A survey on 3D Gaussian Splatting. *arXiv preprint arXiv:2401.03890*, 2024. 2
- [8] Honghua Chen, Chen Change Loy, and Xingang Pan. MVIP-NeRF: Multi-view 3D inpainting on NeRF scenes via diffusion prior. In *Conference on Computer Vision and Pattern Recognition (CVPR)*, 2024. 2, 3, 6, 7
- [9] Jiafu Chen, Tianyi Chu, Jiakai Sun, Wei Xing, and Lei Zhao. Single-mask inpainting for voxel-based neural radiance fields. In *European Conference on Computer Vision (ECCV)*, 2024. 2
- [10] Minghao Chen, Iro Laina, and Andrea Vedaldi. DGE: Direct gaussian 3D editing by consistent multi-view editing. *European Conference on Computer Vision (ECCV)*, 2024. 2
- [11] Yiwen Chen, Zilong Chen, Chi Zhang, Feng Wang, Xiaofeng Yang, Yikai Wang, Zhongang Cai, Lei Yang, Huaping Liu, and Guosheng Lin. GaussianEditor: Swift and controllable 3D editing with Gaussian Splatting. In *Conference on Computer Vision and Pattern Recognition (CVPR)*, 2024. 2
- [12] Jaeyoung Chung, Suyoung Lee, Hyeongjin Nam, Jaerin Lee, and Kyoung Mu Lee. LucidDreamer: Domain-free generation of 3D Gaussian Splatting scenes. *arXiv preprint arXiv:2311.13384*, 2023. 3
- [13] Jan-Niklas Dihlmann, Andreas Engelhardt, and Hendrik Lensch. SIGNeRF: Scene integrated generation for neural radiance fields. In *Conference on Computer Vision and Pattern Recognition (CVPR)*, 2024. 2
- [14] Jiahua Dong and Yu-Xiong Wang. ViCA-NeRF: View-consistency-aware 3D editing of neural radiance fields. In *Advances in Neural Information Processing Systems (NeurIPS)*, 2023. 2
- [15] Laura Downs, Anthony Francis, Nate Koenig, Brandon Kinman, Ryan Hickman, Krista Reymann, Thomas B. McHugh, and Vincent Vanhoucke. Google Scanned Objects: A high-quality dataset of 3D scanned household items. In *2022 International Conference on Robotics and Automation (ICRA)*, 2022. 6, 12
- [16] Ruiqi Gao, Aleksander Holynski, Philipp Henzler, Arthur Brussee, Ricardo Martin-Brualla, Pratul Srinivasan, Jonathan T Barron, and Ben Poole. CAT3D: Create anything in 3D with multi-view diffusion models. *arXiv preprint arXiv:2405.10314*, 2024. 2, 3
- [17] Michael Haller, Stephan Drab, and Werner Hartmann. A real-time shadow approach for an augmented reality application using shadow volumes. In *Proceedings of the ACM symposium on Virtual Reality Software and Technology*, 2003. 4
- [18] Ayaan Haque, Matthew Tancik, Alexei Efros, Aleksander Holynski, and Angjoo Kanazawa. Instruct-NeRF2NeRF: Editing 3D scenes with instructions. *International Conference on Computer Vision (ICCV)*, 2023. 2, 3
- [19] Martin Heusel, Hubert Ramsauer, Thomas Unterthiner, Bernhard Nessler, and Sepp Hochreiter. GANs trained by a two time-scale update rule converge to a local Nash equilibrium. *Advances in Neural Information Processing Systems (NeurIPS)*, 2017. 6
- [20] Jonathan Ho and Tim Salimans. Classifier-free diffusion guidance. *arXiv preprint arXiv:2207.12598*, 2022. 13
- [21] Lukas Höllein, Ang Cao, Andrew Owens, Justin Johnson, and Matthias Nießner. Text2Room: Extracting textured 3D meshes from 2D text-to-image models. In *International Conference on Computer Vision (ICCV)*, 2023. 3
- [22] Xudong Huang, Wei Li, Jie Hu, Hanting Chen, and Yunhe Wang. RefSR-NeRF: Towards high fidelity and super resolution view synthesis. In *Conference on Computer Vision and Pattern Recognition (CVPR)*, 2023. 2
- [23] Clément Jambon, Bernhard Kerbl, Georgios Kopanas, Stavros Diolatzis, Thomas Leimkühler, and George Drettakis. NeRFshop: Interactive editing of neural radiance fields. *Proceedings of the ACM on Computer Graphics and Interactive Techniques*, 2023. 2
- [24] Junjie Ke, Qifei Wang, Yilin Wang, Peyman Milanfar, and Feng Yang. MUSIQ: Multi-scale image quality transformer. In *International Conference on Computer Vision (ICCV)*, 2021. www.kaggle.com/models/google/musiq/TensorFlow2/ava/1.6
- [25] Bernhard Kerbl, Georgios Kopanas, Thomas Leimkühler, and George Drettakis. 3D Gaussian Splatting for real-time radiance field rendering. *ACM Transactions on Graphics (TOG)*, 2023. 1, 6
- [26] Juil Koo, Chanho Park, and Minhyuk Sung. Posterior distillation sampling. In *Conference on Computer Vision and Pattern Recognition (CVPR)*, 2024. 2
- [27] Zhengfei Kuang, Fujun Luan, Sai Bi, Zhixin Shu, Gordon Wetzstein, and Kalyan Sunkavalli. PaletteNeRF: Palette-based appearance editing of neural radiance fields. In *Conference on Computer Vision and Pattern Recognition (CVPR)*, 2023. 2
- [28] Jae-Hyeok Lee and Dae-Shik Kim. ICE-NeRF: Interactive color editing of NeRFs via decomposition-aware weight optimization. In *International Conference on Computer Vision (ICCV)*, 2023. 2
- [29] Jie Long Lee, Chen Li, and Gim Hee Lee. DiSR-NeRF: Diffusion-guided view-consistent super-resolution NeRF. In *Conference on Computer Vision and Pattern Recognition (CVPR)*, 2024. 2

- [30] Chieh Hubert Lin, Changil Kim, Jia-Bin Huang, Qinbo Li, Chih-Yao Ma, Johannes Kopf, Ming-Hsuan Yang, and Hung-Yu Tseng. Taming latent diffusion model for neural radiance field inpainting. In *European Conference on Computer Vision (ECCV)*, 2024. 2, 6, 7
- [31] Tsung-Yi Lin, Michael Maire, Serge J. Belongie, Lubomir D. Bourdev, Ross B. Girshick, James Hays, Pietro Perona, Deva Ramanan, Piotr Dollár, and C. Lawrence Zitnick. Microsoft COCO: common objects in context. *CoRR*, abs/1405.0312, 2014. 6, 12, 16
- [32] Andrew Liu, Richard Tucker, Varun Jampani, Ameesh Makadia, Noah Snavely, and Angjoo Kanazawa. Infinite Nature: Perpetual view generation of natural scenes from a single image. In *International Conference on Computer Vision (ICCV)*, 2021. 3
- [33] Ruoshi Liu, Rundi Wu, Basile Van Hoorick, Pavel Tokmakov, Sergey Zakharov, and Carl Vondrick. Zero-1-to-3: Zero-shot one image to 3D object. In *International Conference on Computer Vision (ICCV)*, 2023. 2
- [34] Zhiheng Liu, Hao Ouyang, Qiuyu Wang, Ka Leong Cheng, Jie Xiao, Kai Zhu, Nan Xue, Yu Liu, Yujun Shen, and Yang Cao. InFusion: Inpainting 3D gaussians via learning depth completion from diffusion prior. *arXiv preprint arXiv:2404.11613*, 2024. 2, 6, 7
- [35] Ilya Loshchilov and Frank Hutter. Decoupled weight decay regularization. In *International Conference on Learning Representations (ICLR)*, 2019. 13
- [36] Yiren Lu, Jing Ma, and Yu Yin. View-consistent object removal in radiance fields. In *Proceedings of the 32nd ACM International Conference on Multimedia*, 2024. 2
- [37] Alessio Mazzucchelli, Adrian Garcia-Garcia, Elena Garces, Fernando Rivas-Manzanique, Francesc Moreno-Noguer, and Adrian Penate-Sanchez. IReNe: Instant recoloring of neural radiance fields. In *Conference on Computer Vision and Pattern Recognition (CVPR)*, 2024. 2
- [38] David McAllister, Songwei Ge, Jia-Bin Huang, David Jacobs, Alexei A. Efros, Aleksander Holynski, and Angjoo Kanazawa. Rethinking score distillation as a bridge between image distributions. In *Advances in Neural Information Processing Systems (NeurIPS)*, 2024. 3
- [39] Michael D McCool. Shadow volume reconstruction from depth maps. *ACM Transactions on Graphics (TOG)*, 2000. 4
- [40] Ben Mildenhall, Pratul P. Srinivasan, Matthew Tancik, Jonathan T. Barron, Ravi Ramamoorthi, and Ren Ng. NeRF: Representing scenes as neural radiance fields for view synthesis. In *European Conference on Computer Vision (ECCV)*, 2020. 1
- [41] Ashkan Mirzaei, Tristan Aumentado-Armstrong, Marcus A. Brubaker, Jonathan Kelly, Alex Levinstein, Konstantinos G. Derpanis, and Igor Gilitschenski. Reference-guided controllable inpainting of neural radiance fields. In *International Conference on Computer Vision (ICCV)*, 2023. 2, 3
- [42] Ashkan Mirzaei, Tristan Aumentado-Armstrong, Konstantinos G. Derpanis, Jonathan Kelly, Marcus A. Brubaker, Igor Gilitschenski, and Alex Levinstein. SPIn-NeRF: Multiview segmentation and perceptual inpainting with neural radiance fields. In *Conference on Computer Vision and Pattern Recognition (CVPR)*, 2023. 1, 2, 3, 6, 7, 8
- [43] Ashkan Mirzaei, Tristan Aumentado-Armstrong, Marcus A. Brubaker, Jonathan Kelly, Alex Levinstein, Konstantinos G. Derpanis, and Igor Gilitschenski. Watch your steps: Local image and scene editing by text instructions. In *European Conference on Computer Vision (ECCV)*, 2024. 2, 3
- [44] Ashkan Mirzaei, Riccardo De Lutio, Seung Wook Kim, David Acuna, Jonathan Kelly, Sanja Fidler, Igor Gilitschenski, and Zan Gojcic. RefFusion: Reference adapted diffusion models for 3D scene inpainting. *arXiv preprint arXiv:2404.10765*, 2024. 2, 3, 6, 7
- [45] Zhiliang Peng, Wenhui Wang, Li Dong, Yaru Hao, Shaohan Huang, Shuming Ma, and Furu Wei. Kosmos-2: Grounding multimodal large language models to the world. *ArXiv*, abs/2306, 2023. 13
- [46] Said Pertuz, Domenec Puig, and Miguel Angel Garcia. Analysis of focus measure operators for shape-from-focus. *Pattern Recognition*, 2013. 6
- [47] Ben Poole, Ajay Jain, Jonathan T Barron, and Ben Mildenhall. DreamFusion: Text-to-3D using 2D diffusion. *International Conference on Learning Representations (ICLR)*, 2023. 2, 3, 6
- [48] Kira Prabhu, Jane Wu, Lynn Tsai, Peter Hedman, Dan B Goldman, Ben Poole, and Michael Broxton. Inpaint3D: 3D scene content generation using 2D inpainting diffusion. *arXiv preprint arXiv:2312.03869*, 2023. 2, 3, 6, 7
- [49] AKM Rabby and Chengcui Zhang. BeyondPixels: A comprehensive review of the evolution of neural radiance fields. *arXiv preprint arXiv:2306.03000*, 2023. 2
- [50] Nikhila Ravi, Jeremy Reizenstein, David Novotny, Taylor Gordon, Wan-Yen Lo, Justin Johnson, and Georgia Gkioxari. Accelerating 3D deep learning with PyTorch3D. *arXiv:2007.08501*, 2020. 6
- [51] Xuanchi Ren and Xiaolong Wang. Look outside the room: Synthesizing a consistent long-term 3D scene video from a single image. In *Conference on Computer Vision and Pattern Recognition (CVPR)*, 2022. 3
- [52] Robin Rombach, Patrick Esser, and Björn Ommer. Geometry-free view synthesis: Transformers and no 3D priors. In *International Conference on Computer Vision (ICCV)*, 2021. 3
- [53] Robin Rombach, Andreas Blattmann, Dominik Lorenz, Patrick Esser, and Björn Ommer. High-resolution image synthesis with latent diffusion models. In *Conference on Computer Vision and Pattern Recognition (CVPR)*, 2022. 5, 13, 16
- [54] Rahul Sajani, Jeroen Vanbaar, Jie Min, Kapil Katyal, and Srinath Sridhar. GeoDiffuser: Geometry-based image editing with diffusion models. *arXiv preprint arXiv:2404.14403*, 2024. 2
- [55] Johannes Lutz Schönberger and Jan-Michael Frahm. Structure-from-motion revisited. In *Conference on Computer Vision and Pattern Recognition (CVPR)*, 2016. 6
- [56] I-Chao Shen, Hao-Kang Liu, and Bing-Yu Chen. NeRF-In: Free-form inpainting for pretrained NeRF with RGB-D priors. *IEEE Computer Graphics and Applications*, 2023. 1, 2
- [57] Ruoxi Shi, Hansheng Chen, Zhuoyang Zhang, Minghua Liu, Chao Xu, Xinyue Wei, Linghao Chen, Chong Zeng, and Hao

- Su. Zero123++: a single image to consistent multi-view diffusion base model. *arXiv preprint arXiv:2310.15110*, 2023. 2
- [58] Karen Simonyan and Andrew Zisserman. Very deep convolutional networks for large-scale image recognition. In *International Conference on Learning Representations (ICLR)*, 2015. 6
- [59] Jiaming Song, Chenlin Meng, and Stefano Ermon. Denoising diffusion implicit models. *International Conference on Learning Representations (ICLR)*, 2021. 13
- [60] HuggingFace StabilityAI. stabilityai/stable-diffusion-2-inpainting, Released 2023. Accessed: 11/13/2024. <https://huggingface.co/stabilityai/stable-diffusion-2-inpainting>. 5, 13
- [61] Roman Suvorov, Elizaveta Logacheva, Anton Mashikhin, Anastasia Remizova, Arsenii Ashukha, Aleksei Silvestrov, Naejin Kong, Harshith Goka, Kiwoong Park, and Victor Lempitsky. Resolution-robust large mask inpainting with Fourier convolutions. In *Proceedings of the IEEE Winter Conference on Applications of Computer Vision (WACV)*, 2022. 7, 11
- [62] Ayush Tewari, Tianwei Yin, George Cazenavette, Semon Rezchikov, Josh Tenenbaum, Frédo Durand, Bill Freeman, and Vincent Sitzmann. Diffusion with forward models: Solving stochastic inverse problems without direct supervision. *Advances in Neural Information Processing Systems*, 2023. 3
- [63] Yoad Tewel, Omri Kaduri, Rinon Gal, Yoni Kasten, Lior Wolf, Gal Chechik, and Yuval Atzmon. Training-free consistent text-to-image generation. *ACM Transactions on Graphics (TOG)*, 2024. 2
- [64] Hung-Yu Tseng, Qinbo Li, Changil Kim, Suhb Alsisan, Jia-Bin Huang, and Johannes Kopf. Consistent view synthesis with pose-guided diffusion models. In *Conference on Computer Vision and Pattern Recognition (CVPR)*, 2023. 2, 3
- [65] Dongqing Wang, Tong Zhang, Alaa Abboud, and Sabine Süsstrunk. InNeRF360: Text-guided 3D-consistent object inpainting on 360-degree neural radiance fields. In *Conference on Computer Vision and Pattern Recognition (CVPR)*, 2024. 2
- [66] Haochen Wang, Xiaodan Du, Jiahao Li, Raymond A Yeh, and Greg Shakhnarovich. Score Jacobian chaining: Lifting pretrained 2D diffusion models for 3D generation. In *Conference on Computer Vision and Pattern Recognition (CVPR)*, 2023. 2
- [67] Qianqian Wang, Zhicheng Wang, Kyle Genova, Pratul P Srinivasan, Howard Zhou, Jonathan T Barron, Ricardo Martin-Brualla, Noah Snavely, and Thomas Funkhouser. IBRNet: Learning multi-view image-based rendering. In *Conference on Computer Vision and Pattern Recognition (CVPR)*, 2021. 16
- [68] Shuzhe Wang, Vincent Leroy, Yohann Cabon, Boris Chidlovskii, and Jerome Revaud. DUS3R: Geometric 3D vision made easy. In *Conference on Computer Vision and Pattern Recognition (CVPR)*, 2024. 3, 9, 16
- [69] Xiangyu Wang, Jingsen Zhu, Qi Ye, Yuchi Huo, Yunlong Ran, Zhihua Zhong, and Jiming Chen. Seal-3D: Interactive pixel-level editing for neural radiance fields. In *International Conference on Computer Vision (ICCV)*, 2023. 2
- [70] Yuxin Wang, Qianyi Wu, Guofeng Zhang, and Dan Xu. Learning 3D geometry and feature consistent Gaussian Splatting for object removal. In *European Conference on Computer Vision (ECCV)*, 2024. 2
- [71] Yuxuan Wang, Xuanyu Yi, Zike Wu, Na Zhao, Long Chen, and Hanwang Zhang. View-consistent 3D editing with Gaussian Splatting. In *European Conference on Computer Vision (ECCV)*, 2024. 2
- [72] Ethan Weber, Aleksander Holynski, Varun Jampani, Saurabh Saxena, Noah Snavely, Abhishek Kar, and Angjoo Kanazawa. NeRFiller: Completing scenes via generative 3D inpainting. In *Conference on Computer Vision and Pattern Recognition (CVPR)*, 2024. 2, 3, 6, 7, 8
- [73] Silvan Weder, Guillermo Garcia-Hernando, Aron Monszpart, Marc Pollefeys, Gabriel J Brostow, Michael Firman, and Sara Vicente. Removing objects from neural radiance fields. In *Conference on Computer Vision and Pattern Recognition (CVPR)*, 2023. 2
- [74] Jing Wu, Jia-Wang Bian, Xinghui Li, Guangrun Wang, Ian Reid, Philip Torr, and Victor Adrian Prisacariu. GaussCtrl: multi-view consistent text-driven 3D Gaussian Splatting editing. *arXiv preprint arXiv:2403.08733*, 2024. 2
- [75] Jiayu Yang, Ziang Cheng, Yunfei Duan, Pan Ji, and Hongdong Li. ConsistNet: Enforcing 3D consistency for multi-view images diffusion. In *Conference on Computer Vision and Pattern Recognition (CVPR)*, 2024. 2
- [76] Lihe Yang, Bingyi Kang, Zilong Huang, Zhen Zhao, Xiaogang Xu, Jiashi Feng, and Hengshuang Zhao. Depth anything v2. *arXiv:2406.09414*, 2024. 6
- [77] Mingqiao Ye, Martin Danelljan, Fisher Yu, and Lei Ke. Gaussian grouping: Segment and edit anything in 3D scenes. *European Conference on Computer Vision (ECCV)*, 2024. 2, 6, 7
- [78] Jason J Yu, Fereshteh Forghani, Konstantinos G Derpanis, and Marcus A Brubaker. Long-term photometric consistent novel view synthesis with diffusion models. In *International Conference on Computer Vision (ICCV)*, 2023. 2, 3, 6, 13
- [79] Jason J Yu, Tristan Aumentado-Armstrong, Fereshteh Forghani, Konstantinos G Derpanis, and Marcus A Brubaker. PolyOculus: Simultaneous multi-view image-based novel view synthesis. *European Conference on Computer Vision (ECCV)*, 2024. 3, 16
- [80] Wangbo Yu, Jinbo Xing, Li Yuan, Wenbo Hu, Xiaoyu Li, Zhipeng Huang, Xiangjun Gao, Tien-Tsin Wong, Ying Shan, and Yonghong Tian. ViewCrafter: Taming video diffusion models for high-fidelity novel view synthesis. *arXiv preprint arXiv:2409.02048*, 2024. 2
- [81] Yu-Jie Yuan, Yang-Tian Sun, Yu-Kun Lai, Yuewen Ma, Rongfei Jia, and Lin Gao. NeRF-editing: geometry editing of neural radiance fields. In *Conference on Computer Vision and Pattern Recognition (CVPR)*, 2022. 2
- [82] Richard Zhang, Phillip Isola, Alexei A Efros, Eli Shechtman, and Oliver Wang. The unreasonable effectiveness of deep features as a perceptual metric. In *Conference on Computer Vision and Pattern Recognition (CVPR)*, 2018. 6

- [83] Liang Zhao, Xinyuan Zhao, Hailong Ma, Xinyu Zhang, and Long Zeng. 3DFill: Reference-guided image inpainting by self-supervised 3D image alignment. *arXiv preprint arXiv:2211.04831*, 2022. [3](#)
- [84] Yunhan Zhao, Connelly Barnes, Yuqian Zhou, Eli Shechtman, Sohrab Amirghodsi, and Charless Fowlkes. GeoFill: Reference-based image inpainting of scenes with complex geometry. In *WACV*, 2023. [9](#), [10](#)
- [85] Yunhan Zhao, Connelly Barnes, Yuqian Zhou, Eli Shechtman, Sohrab Amirghodsi, and Charless Fowlkes. GeoFill: Reference-based image inpainting with better geometric understanding. In *Proceedings of the IEEE Winter Conference on Applications of Computer Vision (WACV)*, 2023. [3](#)
- [86] Chengwei Zheng, Wenbin Lin, and Feng Xu. EditableNeRF: Editing topologically varying neural radiance fields by key points. In *Conference on Computer Vision and Pattern Recognition (CVPR)*, 2023. [2](#)
- [87] Tinghui Zhou, Richard Tucker, John Flynn, Graham Fyffe, and Noah Snavely. Stereo magnification: Learning view synthesis using multiplane images. In *Proceedings of SIGGRAPH*, 2018. [16](#)
- [88] Yuqian Zhou, Connelly Barnes, Eli Shechtman, and Sohrab Amirghodsi. TransFill: Reference-guided image inpainting by merging multiple color and spatial transformations. In *Conference on Computer Vision and Pattern Recognition (CVPR)*, 2021. [3](#)
- [89] Yupeng Zhou, Daquan Zhou, Ming-Ming Cheng, Jiashi Feng, and Qibin Hou. StoryDiffusion: Consistent self-attention for long-range image and video generation. *arXiv preprint arXiv:2405.01434*, 2024. [2](#)