

# COPU: Conformal Prediction for Uncertainty Quantification in Natural Language Generation

Sean Wang<sup>1</sup> Yicheng Jiang<sup>1</sup> Yuxin Tang<sup>1</sup> Lu Cheng<sup>2</sup> Hanjie Chen<sup>1</sup>

<sup>1</sup> Rice University <sup>2</sup> University of Illinois Chicago  
seanwang027@gmail.com hanjie@rice.edu

## Abstract

Uncertainty Quantification (UQ) for Natural Language Generation (NLG) is crucial for assessing the performance of Large Language Models (LLMs), as it reveals confidence in predictions, identifies failure modes, and gauges output reliability. Conformal Prediction (CP), a model-agnostic method that generates prediction sets with a specified error rate, has been adopted for UQ in classification tasks, where the size of the prediction set indicates the model’s uncertainty. However, when adapting CP to NLG, the sampling-based method for generating candidate outputs cannot guarantee the inclusion of the ground truth, limiting its applicability across a wide range of error rates. To address this, we propose COPU, a method that explicitly adds the ground truth to the candidate outputs and uses logit scores to measure nonconformity. Our experiments with six LLMs on four NLG tasks show that COPU outperforms baseline methods in calibrating error rates and empirical cover rates, offering accurate UQ across a wide range of user-specified error rates.

## 1 Introduction

Large Language Models (LLMs) have exhibited remarkable capabilities across a wide range of tasks, including code generation (Chen et al., 2021), scientific research (Wang et al., 2023), and medical applications (Clusmann et al., 2023). However, LLMs are also prone to producing hallucinations—outputs that are inaccurate or fabricated—which poses significant challenges to their reliability and adoption in critical domains (Huang et al., 2023). To bridge the gap between understanding hallucinations and effectively quantifying model uncertainty (Liu et al., 2024), Conformal Prediction (CP) offers a robust framework for aligning model outputs with confidence levels (Vovk et al., 2005; Angelopoulos and Bates, 2021; Fontana et al., 2023; Zhou et al., 2024). Given an error rate, it produces a prediction set that

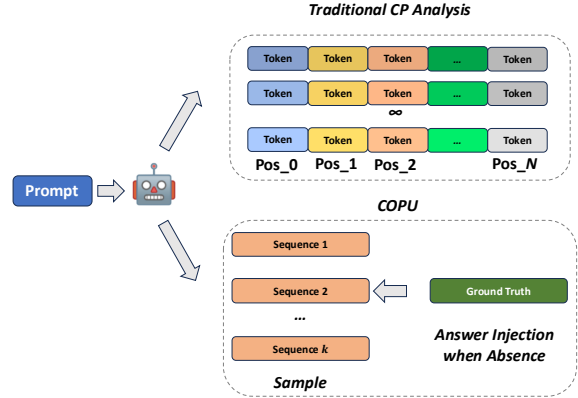


Figure 1: The challenge of applying CP to estimating uncertainty in open-ended NLG tasks—there are infinite output sequences for a single input prompt. We propose a sampling-based method which makes CP applicable to NLG with limited output sequences.

includes the ground-truth answer, with the size of the set reflecting the model’s uncertainty. A larger prediction set indicates higher uncertainty, while a smaller set indicates lower uncertainty (higher confidence). This method requires minimal assumptions about the data distribution, and the coverage guarantee property makes it robust for UQ.

Previous studies have applied CP to quantify the uncertainty of LLMs in classification tasks (Jiang and de Marneffe, 2022). Existing methods (Ye et al., 2024) have extended CP to quantify uncertainty in multiple-choice question-answering (MCQA) tasks. However, as shown in Figure 1, implementing CP in open-ended Natural Language Generation (NLG) tasks is challenging due to the infinite output space, which complicates the measurement of nonconformity across all possible candidate outputs.

Recent works have proposed sampling-based techniques for sequence-level uncertainty estimation (Quach et al., 2024; Kuhn et al., 2023). These methods typically generate multiple candidate outputs from a language model and analyze their non-

conformity to approximate uncertainty. Building on these foundations, [Su et al. \(2024\)](#) and [Wang et al. \(2024\)](#) have developed a similar sampling-based CP framework for NLG tasks as Figure [Figure 1](#), which estimates uncertainty across limited samples (e.g., 30 sequences) using self-consistency theory. Nonetheless, these approaches assume the presence of at least one correct answer within the sampled candidate set—an assumption that may not hold in realistic scenarios, which undermines the reliability of these approaches.

To address these limitations, we propose a simple method, reprompting-based CONformal Prediction for Uncertainty quantification (COPU) in NLG. COPU explicitly incorporates the ground truth answer into the candidate set, and leverages a reprompting strategy to calculate the conformal score for each candidate instance. We send the answers, along with the question, back to the model to obtain the logits of the answer sequences, and utilize each token’s logits to calculate the nonconformity of the sequence. This approach ensures that the ground truth is included in the sampled candidate set and provides more accurate calibration across a wider range of user-specified error rates. The overview of our approach is shown in [Figure 2](#).

We test COPU on four NLG tasks using six prevalent LLMs. We adopt two metrics to evaluate uncertainty estimation: 1) empirical coverage rate (ECR) measures the proportion of instances in which the prediction set contains the ground truth; 2) average prediction set size (APSS) reflects how large each prediction set is on average. We found LLMs exhibit varying APSS which represents uncertainty across different benchmarks, regardless of their prediction accuracy. Our method accurately reflects the variance in UQ and supports a wider range of error rates with fewer sampling times (down to 5 times).

## 2 Related Work

**Uncertainty Quantification.** Uncertainty quantification in NLG is crucial for high-stakes applications, as it enables models to signal when their predictions may be unreliable, thus bolstering trustworthiness ([Hu et al., 2023](#)). Various approaches have been developed to quantify uncertainty, each with unique strengths. Calibration-based methods attempt to push probabilities towards the relative frequencies with which predictions are judged to be correct ([Eisape et al., 2020](#); [Dhuliawala et al.,](#)

[2022](#); [Lee et al., 2022](#); [Zhao et al., 2023](#); *inter alia*). As these methods need additional training and supervision, they are expensive and have been shown to be sensitive to distribution shift ([Kuhn et al., 2023](#)). Bayesian-based methods ([Ambati, 2012](#); [Fomicheva et al., 2020](#); [Zerva et al., 2022](#)) integrate prior distributions into the model to produce probabilistic estimates, providing a theoretically grounded measure of uncertainty. In practice, however, the posterior is intractable, motivating approximate methods ([Baan et al., 2023](#)). Verbalized uncertainty ([Tanneru et al., 2024](#)) has also been explored, where the model articulates its confidence in specific responses. However, recent work by [Xiong et al. \(2024\)](#) indicates that LLMs are prone to be overconfident when verbalizing uncertainty, suggesting that verbalized estimations alone may lack reliability.

**CP for Uncertainty Estimation.** Conformal Prediction ([Vovk et al., 2005](#); [Papadopoulos et al., 2002](#); [Angelopoulos and Bates, 2021](#)) is an established framework that converts heuristic uncertainty scores from a model into statistically rigorous uncertainty estimates. Recently, CP has been applied to LLMs for uncertainty estimation ([Baan et al., 2023](#)). For example, [Kuhn et al. \(2023\)](#) and [Ye et al. \(2024\)](#) applied CP to quantifying uncertainty in MCQA. Nevertheless, this approach is not feasible for open-ended generation tasks due to the vast output space in NLG, which far exceeds the constrained label space typical of classification.

Recent works have adapted CP to NLG tasks. For instance, [Quach et al. \(2024\)](#) introduced a calibrated stopping rule for generating high-quality output sequences, effectively sampling from the expansive sequence space. [Su et al. \(2024\)](#) further proposed a logits-free CP approach, leveraging sampled responses to approximate the sequence space and incorporating response frequency into the conformal score function. Similarly, [Wang et al. \(2024\)](#) aligned response sampling with uncertainty estimates through black-box UQ, aiming to uphold correctness within limited sampling constraints.

However, these methods assume that every candidate set contains at least one correct answer, which works for multiple-choice tasks but does not hold in language generation. Our approach addresses this by explicitly incorporating the ground truth into the response if it’s not present in the sampled set, enhancing coverage and improving utility in uncertainty quantification.

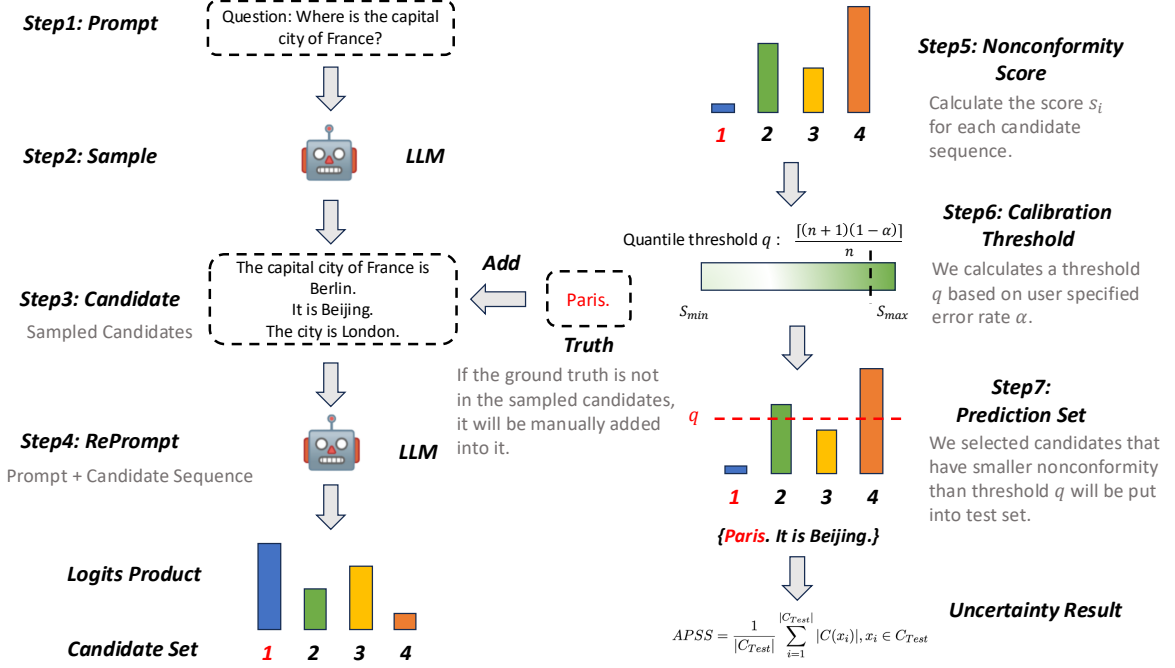


Figure 2: Framework for **COPU**. For a user specified error rate  $\alpha$ , we first sample the model to get the pruned set. Then we re-prompt the model to get the predicted probability of the answers, and apply a nonconformity score function for the data. Finally we practiced the threshold generation on calibration dataset. After gaining the threshold, we use the threshold to get the prediction set for each data in the test dataset. We use the average size of these prediction sets as uncertainty estimation of the model. The number (1,2,3,4) in the picture corresponding to the sequence ids of each sequence in the sampled candidate sets.

### 3 Preliminaries of Conformal Prediction

CP is a distribution-independent and model-agnostic approach to UQ (Papadopoulos et al., 2002; Vovk et al., 2005; *inter alia*). Instead of producing a one-hot labeled answer towards a question, CP returns a *prediction set* which contains possible answers with a specified confidence level (e.g., 95%). CP utilizes the size of the prediction set to quantify the model uncertainty.

Let  $\mathcal{M}$  denote a language model. CP works in the following process to create the prediction set for a dataset  $\mathcal{C}_{Data}$ :

1. Identify a heuristic notion of uncertainty using the pre-trained model. Typically, it uses the model  $\mathcal{M}$  as this notion.
2. Define the nonconformity score function  $s(\mathbf{x}, \mathbf{y}) \in \mathbb{R}$ , which represents the worst agreement between  $\mathbf{x}$  and  $\mathbf{y}$ , where in our setting  $\mathbf{x}$  denotes the question and  $\mathbf{y}$  denotes the answer label.
3. Apply the nonconformity score function to all data points in the dataset  $\mathcal{C}_{Data}$ , and divide  $\mathcal{C}_{Data}$  into two parts based on the division factor  $\beta$ .

These two parts are named as calibration set  $\mathcal{C}_{Cal}$  and test set  $\mathcal{C}_{Test}$ , respectively.

4. Compute threshold  $\hat{q}$ , which is the  $\frac{[(n+1)(1-\alpha)]}{n}$  quantile of the values for nonconformity score on calibration set  $\mathcal{C}_{Cal} = \{s(\mathbf{x}_1, \mathbf{y}_1), s(\mathbf{x}_2, \mathbf{y}_2), \dots, s(\mathbf{x}_n, \mathbf{y}_n)\}$ , where  $n$  corresponds to the size of calibration set  $\mathcal{C}_{Cal}$ ,  $\alpha$  denotes the error rate defined by users.
5. Use this quantile to form prediction sets for examples in the test set  $\mathcal{C}_{Test}$ :

$$\mathcal{C}(\mathbf{x}_{test}) = \{\mathbf{y}' \in \mathcal{Y} : s(\mathbf{x}_{test}, \mathbf{y}') \leq \hat{q}\}, \quad (1)$$

where  $\mathbf{x}_{test}$  represents an instance in the test set,  $\mathbf{y}'$  represents a candidate answer sequence from sampled sequence set  $\mathcal{Y}$ . In this process, CP generates the prediction sets for data in test set  $\mathcal{C}_{Test}$ . The average size of these prediction sets,

$$APSS = \frac{1}{|C_{Test}|} \sum_{i=1}^{|C_{Test}|} |C(\mathbf{x}_i)|, \mathbf{x}_i \in C_{Test} \quad (2)$$

can be used as uncertainty estimation of model  $\mathcal{M}$ .

## 4 Method

CP, as discussed in Section 3, is well-suited for tasks with a constrained label space, such as MCQA. However, directly applying it to open-ended NLG tasks is challenging. The reason is that CP requires a predefined label space or a set of specific outputs to analyze the output logits. For example, in the case of the question “Where is the capital city of France?” in Figure 2, NLG tasks do not provide explicit answer options, making it impractical to evaluate all possible generated sequences. In contrast, MCQA tasks are accompanied by predefined answer choices, so in practice we only need to analyze the corresponding probability value for each option in Equation 1. To address the limitation of CP in NLG tasks, we propose COPU, a reprompting-based CP method to estimate possible answer sequences generated in generation tasks. Instead of considering sequences constructed from all possible tokens in the model’s vocabulary as options, we sample  $K$  model responses for each query to form a pruned set of potential responses. For instance, in Figure 2, we sample the answer to the question from the model  $K$  times to obtain a set of sequences, and incorporate the ground truth into the set if it is not shown in the sampled sequences (as the incorporation of *Paris* in Figure 2). Subsequently, we re-prompt the model with original prompts and sampled answers to obtain products of the probability values for sampled answer tokens and use these values to calculate nonconformity scores within the CP framework. Figure 2 shows the framework of COPU.

### 4.1 Problem Formulation

Formally, consider  $\mathbf{x}_{test}$  as an input to a model  $\mathcal{M}$ . We define the output space for a generated sequence of length  $T$  as  $\mathcal{Y} = (\mathcal{V}^*)^T$ , where  $\mathcal{V}^*$  denotes a token from the vocabulary  $\mathcal{V}$ . We refer to the set  $\mathcal{C}_K$ , which represents the set of generated outputs after sampling  $K$  times, as the *candidate set*. The candidate set  $\mathcal{C}_K$  will only consist of unique sequences, with any repeated sequences disregarded. Moreover, if the ground truth  $\mathbf{y}_t$  is not sampled during the  $K$  iterations, we forcefully add it into candidate set  $\mathcal{C}_K$ . The candidate set  $\mathcal{C}_K$  shares properties that it contains ground truth label and each candidate is unique, thus can be applied to CP.

To measure the uncertainty of model  $\mathcal{M}$ , for any given test instance  $\mathbf{x}_{test}$  and its corresponding

ground truth label  $\mathbf{y}_t$ , CP generates a subset of its sampled candidate set  $\mathcal{C}_K$  called prediction set  $\mathcal{C}(\mathbf{x}_{test})$ . Given a user-defined error rate  $\alpha$ , this prediction set shares the property that

$$p(\mathbf{y}_t \in \mathcal{C}(\mathbf{x}_{test})) \geq 1 - \alpha. \quad (3)$$

Consequently, we use the size of the prediction set  $\mathcal{C}(\mathbf{x}_{test})$  as the representation of model’s uncertainty. A larger set implies greater uncertainty, while a smaller set indicates higher confidence, as fewer candidates are required to satisfy the error rate  $\alpha$ .

### 4.2 Nonconformity Measurement

To construct the prediction set  $\mathcal{C}(\mathbf{x}_{test})$ , we need to develop a *nonconformity score function*  $s(\mathbf{x}, \mathbf{y}) \in \mathbb{R}$ . Nonconformity measurement shares as a core element in UQ, as it assesses the deviation of a specific output, with larger scores encoding worse agreement between input  $\mathbf{x}$  and output  $\mathbf{y}$ . During our experiment, we adopted Least Ambiguous set-valued Classifiers (LAC) (Sadinle et al., 2018). LAC defines the nonconformity function as:

$$s(\mathbf{x}, \mathbf{y}) = 1 - f(\mathbf{x})_{\mathbf{y}}, \quad (4)$$

where  $f(\mathbf{x})_{\mathbf{y}}$  stands for the softmax score for a given label  $\mathbf{y}$ . These two methods are built in setting of classification tasks, as both need the softmax score  $f(\mathbf{x})_{\mathbf{y}}$  for a given label  $\mathbf{y}$  for calculation. However, they cannot be applied to our problem directly, since in setting of natural language generation tasks, we are not explicitly gaining the softmax score for a single label, instead different sequences in candidate set  $\mathcal{C}_K = \{\mathbf{y}_1, \mathbf{y}_2, \dots, \mathbf{y}_K\}$ .

To bridge the gap, we propose a *reprompting* method which prompts the model again with a new prompt that concatenates the input sequence  $\mathbf{x} = \{x_1, x_2, \dots, x_k\}$  with  $x_i \in \mathcal{V}$  and each candidate sequence  $\mathbf{y}_i = \{y_1, y_2, \dots, y_m\}$  with  $y_j \in \mathcal{V}$ , where  $\mathcal{V}$  denotes the vocabulary. The new prompt is denoted as  $\mathbf{x}' = \{x_1, x_2, \dots, x_k, y_1, y_2, \dots, y_m\}$ . As we prompt the model with  $\mathbf{x}'$ , we obtain the probability  $p_i$  of each token  $y_i$  in the candidate sequence  $\mathbf{y}_i$  as

$$p_i = p_{\theta}(y_i | \mathbf{x}, y_1, \dots, y_{i-1}). \quad (5)$$

Consequently, we obtain a probability set  $\mathbf{p}_i = \{p_1, p_2, \dots, p_m\}$  for the candidate sequence  $\mathbf{y}_i = \{y_1, y_2, \dots, y_m\}$ . And we can form the function

$$f(\mathbf{x})_{\mathbf{y}_i} = \prod_{i=1}^m p_i, \quad (6)$$



to represent the score for sequence  $\mathbf{y}$ . This yields a set  $\mathcal{P} = \{f(\mathbf{x})_{\mathbf{y}_1}, f(\mathbf{x})_{\mathbf{y}_2}, \dots, f(\mathbf{x})_{\mathbf{y}_m}\}$ , which consists of products of probabilities for tokens in a given candidate sequence  $\mathbf{y}_i \in \mathcal{C}_K$ . We then apply the softmax function to the set of scores to normalize them into a probability distribution:

$$\text{Softmax}(f(\mathbf{x})_{\mathbf{y}_i}) = \frac{\exp(f(\mathbf{x})_{\mathbf{y}_i})}{\sum_{j=1}^m \exp(f(\mathbf{x})_{\mathbf{y}_j})}, \quad (7)$$

This transformation allows for a probabilistic comparison between candidate sequences, ensuring the scores are interpretable as relative likelihoods.

Finally, for a given prompt  $\mathbf{x}$  and any sequence  $\mathbf{y}_i$  in the candidate set  $\mathcal{C}_K$ , we define the function  $s$  as

$$s(\mathbf{x}, \mathbf{y}_i) = 1 - \text{Softmax}(f(\mathbf{x})_{\mathbf{y}_i}), \quad (8)$$

and we provide the pseudocode in Appendix A.

There is another score function named Adaptive Prediction Sets (APS) (Romano et al., 2020), which sums the ranked scores of each label, from the higher to the lower, until reaching the true label. We empirically found LAC worked better so we choose it in our setting. A detailed discussion regarding this decision is deferred to the Appendix B.

### 4.3 Uncertainty Quantification

After defining the nonconformity score for COPU, we use this function  $s$  to carry out the UQ for model  $\mathcal{M}$  on the dataset  $\mathcal{C}_{Data}$ . We first divide the dataset into two subsets of data named calibration set  $\mathcal{C}_{Cal}$  and test set  $\mathcal{C}_{Test}$  based on the division factor  $\beta$ . The data points in these two datasets have had their nonconformity scores calculated for each candidate sequence in the candidate set. Then based on the user-specified error rate  $\alpha$ , we compute the  $\frac{[(n+1)(1-\alpha)]}{n}$  quantile of the values for points in calibration dataset  $\mathcal{C}_{Cal}$  as  $\hat{q}$ . Finally, for data points in test dataset  $\mathcal{C}_{Test}$  and the threshold  $\hat{q}$  we obtained in calibration dataset  $\mathcal{C}_{Cal}$ , we compute the prediction set size  $|C(x_{test})|$  based on Equation 1. The average size of prediction sets calculated by Equation 2 is the uncertainty quantification of the model  $\mathcal{M}$  on the dataset  $\mathcal{C}_{Data}$ .

## 5 Experiments

### 5.1 Experimental Setup

**Models.** Given that our method incorporates the use of logits in language models, we selected several open-source LLMs to ensure flexibility and

transparency. The models we used include Llama2-7B-hf (Touvron et al., 2023), Llama3-8b (Dubey et al., 2024), Mistral-7B (Jiang et al., 2023), Falcon-7B (Almazrouei et al., 2023), MPT-7B (Databricks, 2023) and Yi-6B (Young et al., 2024).

**Datasets.** To evaluate our method, we consider open-ended NLG tasks including question answering (QA) and reading comprehension (RC). For QA, following Quach et al. (2024) and Kuhn et al. (2023), we selected the standard benchmarking datasets TriviaQA (Joshi et al., 2017), WebQuestions (Berant et al., 2013). TriviaQA is a challenging reading comprehension dataset containing over 650K question-answer-evidence triples. In our experiment, we selected 10K samples from the training dataset of TriviaQA to carry out our experiment. Different from TriviaQA, WebQuestions focuses on the questions users normally asked in a search engine, with one or multiple answers. For RC, we used two prevalent datasets SQuAD (Rajpurkar et al., 2016) and WikiQA (Yang et al., 2015). While WikiQA is traditionally used in open-domain question answering tasks, we adapted it for RC by incorporating retrieved context from relevant articles into the prompt. SQuAD provides shorter, span-based answers directly extracted from text, whereas WikiQA often involves longer or more complex answers that can span multiple sentences. Our approach achieved excellent calibration on both datasets.

**Prompts.** In general, we developed a  $k$ -shot prompting strategy for different datasets, inspired by the in-context learning capabilities of LLMs (Brown et al., 2020). For QA benchmarks, we used  $k$  example QA pairs as prompts. For reading comprehension, we provide a context for each QA pair. More details of this can be found in Appendix C.

**Baselines.** Baselines include current methods in the field of UQ.

- **Top- $K_{\text{white}}$ .** A logit-based non-CP method. It includes the first  $K$  answers for a prompt in the prediction set.
- **Conformal Language Modeling (CLM)** (Quach et al., 2024). It develops a risk-control framework for sampling responses from contemporary large language models, which calibrates a *stopping rule* for sampling LM outputs that get added to a growing set of candidates until it is confident that the set covers at least one acceptable response.

Methods	Logit-Access	1 - Error Rate							
		0.75		0.74		0.73		0.72	
		ECR	APSS	ECR	APSS	ECR	APSS	ECR	APSS
Top-K <sub>white</sub>	✓	76.59	5.32	75.69	4.54	74.79	3.86	73.82	3.14
CLM	✓	76.46	2.26	75.44	2.05	74.44	1.93	73.47	1.72
LofreeCP	✗	64.59	3.14	64.20	3.15	64.00	3.17	64.37	3.12
COPU	✓	<b>74.49</b>	1.47	<b>73.55</b>	1.40	<b>72.69</b>	1.35	<b>71.89</b>	1.26

Methods	Logit-Access	1 - Error Rate							
		0.71		0.70		0.69		0.68	
		ECR	APSS	ECR	APSS	ECR	APSS	ECR	APSS
Top-K <sub>white</sub>	✓	73.52	2.96	72.27	2.46	71.20	2.03	71.11	2.00
CLM	✓	72.51	1.66	71.51	1.42	70.45	1.45	69.36	1.30
LofreeCP	✗	64.90	3.13	64.42	3.13	64.24	3.15	64.91	3.11
COPU	✓	<b>71.06</b>	1.16	<b>70.03</b>	1.15	<b>68.86</b>	1.13	<b>68.08</b>	1.12

Table 1: Results for TriviaQA using Llama2-7b-hf. All the methods are CP-based methods except Top-K<sub>white</sub>. To be notify that LofreeCP does not work here, since this method provides no guarantee of analyzing each data instance with ground truth answer, which is crucial for CP methods. The best ECR is the ECR closest to the value of 1 - Error Rate.

- **Logit-free CP for LLMs (LoFree) (Su et al., 2024).** A logit-free CP method which formulates nonconformity measures using both fine-grained uncertainty notions semantic and sample frequency, and can be directly used in CP for NLG tasks.

**Metrics.** To ensure the thoroughness of our experiments, we selected the following metrics for evaluation (Angelopoulos and Bates, 2021):

- **Empirical Coverage Rate (ECR):** This metric quantifies the proportion of instances in which the true answer is included within the predicted set of answers. It serves as an indicator of the model’s ability to capture the correct answer within its predictions, thereby ensuring accurate and reliable coverage across the dataset.
- **Average Prediction Set Size (APSS):** This metric (Equation 2) calculates the average number of possible answers included in the model’s prediction set. More specifically, it is calculated by dividing the average number of predicted answers by the average size of the sampled answers, taking into account variations in the number of sampled answers across different prompts.

## 5.2 Comparison with Baselines

We first carried out our experiments on Llama2-7B-hf (Touvron et al., 2023) with comparison with different baseline methods on TriviaQA. Table 1 shows the results. With a user-specified Error Rate, 1 - Error Rate corresponds to the target coverage rate for the prediction set size we construct. We

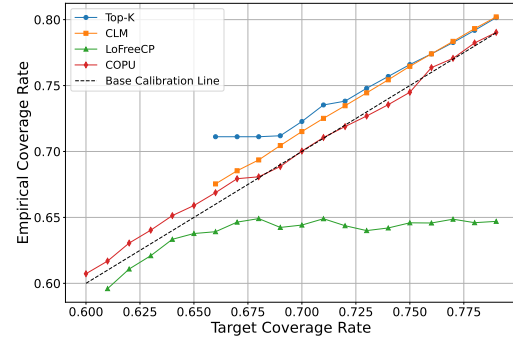


Figure 3: **ECR** versus target coverage rate evaluated on TriviaQA with the llama2-7B model using different methods.

found that COPU achieves significantly closer ECR to 1 - Error Rate than other baselines. This indicates a more accurate conformal prediction result in prediction set construction, thus the result we gain on APSS is more accurate. We also found that LoFreeCP yields poor ECR performance, suggesting its limitation in uncertainty estimation for NLG tasks.

Also we found that COPU supports a wider range of user-specified error rate comparing to other baseline methods. We discovered that CLM is not applicable across a wide range of error rates, indicating a limitation in its uncertainty estimation. We present the result between ECR and target coverage rate defined as 1 - user-specified error rate in Figure 3. We found that COPU remains close to target coverage rate variation, while Top-K<sub>white</sub>

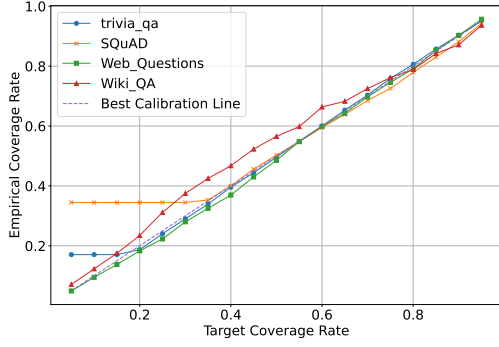


Figure 4: **ECR** versus target coverage rate is evaluated across four datasets for the llama3-8B model. The model was sampled five times, with duplicate answers excluded. Calibration was performed to determine the threshold value  $q$  for CP, utilizing a 1:1 split of the entire dataset.

and CLM can only provide a limited range and LoFreeCP performs poorly as target coverage rate increases.

### 5.3 UQ of LLMs Across Benchmarks

We present the calibration results of COPU for various target error rates across different datasets with Llama3-8B (Dubey et al., 2024) in Figure 4, where the split ratio for the calibration set and estimation set is 1:1. Across varying error rates, COPU consistently achieves empirical error rates that closely align with the estimated values, which provides a reliable estimation of the model’s uncertainty across different benchmarks.

Furthermore, we provide the results of ECR (%) with different models across different datasets, under a specific user-specified error rate value 0.1 in Table 2. COPU achieved a close enough ECR towards the target coverage rate 0.9 which is defined as  $1 - \text{user-specified error rate value}$ , highlighting a effectiveness of our method on conformal prediction result. Table 2 provides the corresponding average prediction set size, reflecting the number of predictions the models generate to maintain specified error rate ( $\alpha = 0.1$ ).

Our findings on CP for uncertainty estimation reveal that different models exhibit varying levels of uncertainty across specific benchmarks. Notably, Llama-2-7b-hf (Touvron et al., 2023) and Llama-3-8B (Dubey et al., 2024) show relatively larger prediction set sizes across most datasets, particularly in WikiQA, where Llama-2-7b-hf has the largest average set size (4.70), followed closely by Llama-3-8B (4.19). This trend implies that these

models require more predictions to achieve the specified error rate, indicating higher uncertainty in their outputs compared to the other models tested. In contrast, models like Mistral-7B-v0.1 (Jiang et al., 2023), Falcon-7B (Almazrouei et al., 2023), and Yi-6B (Young et al., 2024) maintain smaller prediction set sizes, suggesting greater confidence in their responses. Yi-6B, in particular, consistently produces the smallest set sizes across all datasets, with values close to or equal to 1.0 for most tasks, which reflects its relatively higher certainty about its predictions.

This analysis highlights how different LLMs vary in their calibration and uncertainty across benchmarks. Models with larger prediction set sizes under the same error rate can be interpreted as more conservative, favoring broader prediction intervals to meet the target error threshold, while those with smaller set sizes reflect more concentrated confidence in their predictions. Such differences are essential for applications that require reliable uncertainty estimation, as they suggest varying degrees of prediction robustness and confidence among models.

### 5.4 Ablation Studies

In previous experiments, we used a 1:1 ratio to divide the calibration and test sets. To further explore the impact of different calibration-to-test set ratios on coverage rate, we present the results in Figure 5. The figure demonstrates that most coverage rates closely align with the target, indicating that our calibration method maintains robust performance across varying calibration-test ratios, consistently achieving coverage rates near the desired level.

We also investigated the impact of the number of sampling times on our methods. In our previous experiments, we experimented with five sampling times for candidate sequences, while Su et al. (2024) used thirty sampling times. To demonstrate that such extensive sampling is unnecessary—considering the associated time consumption and high computational costs—we performed an experiment to assess the effects of varying sampling times on our methods, with the results presented in Figure 6. Since different sampling times yield distinct sequences of responses, we followed the approach of Quach et al. (2024), who divided the APSS by the number of unique sequences sampled. Our findings indicate that the cover rate remained close to 90% with a user-specified error rate of 0.1, demonstrating that our method is robust across dif-

LLMs	TriviaQA		WebQuestions		SQuAD		WikiQA	
	ECR	APSS	ECR	APSS	ECR	APSS	ECR	APSS
Llama-2-7b-hf	89.78	2.48	90.37	2.87	88.38	2.00	92.11	4.70
Llama-3-8B	90.32	1.98	90.26	2.72	88.16	1.47	87.12	4.19
Mistral-7B-v0.1	89.77	1.02	91.05	1.26	89.29	1.11	88.27	1.88
Falcon-7B	89.98	1.02	91.79	1.26	90.71	1.12	92.31	1.88
MPT-7B	90.39	1.45	90.79	1.64	89.74	1.36	96.92	0.97
Yi-6B	89.54	1.04	91.64	1.25	91.90	1.00	88.27	1.64

Table 2: The correctness coverage rate (%) and average prediction set size (APSS) of 6 LLMs across 4 open-ended NLG datasets. The user-specified error rate  $\alpha$  is set to 0.1, with the proportion of calibration data and estimation data set to 1:1.

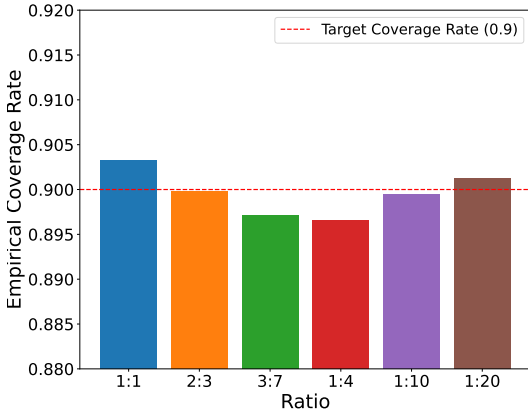


Figure 5: Coverage rate at varying calibration-to-test set ratios using Llama3-8b sampling on the TriviaQA dataset, with an error rate set at 0.1. The red dashed line marks the optimal calibration target of 0.9.

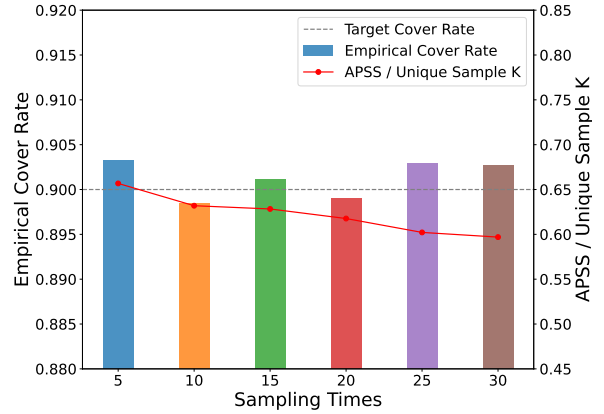


Figure 6: Coverage rate at varying sampling times using Llama3-8b sampling on the TriviaQA dataset, with an error rate set at 0.1. The grey dashed line marks the optimal calibration target of 0.9. The red polyline showed the variance in APSS divided by unique sampled instances in different sampling times.

ferent sampling times. Additionally, we observed that varying the number of sampling times did not significantly affect the average APSS, further supporting the conclusion that excessive sampling is unnecessary.

## 6 Conclusion

Our method provides a theoretical guarantee that for any sampled response to a given open-ended question, at least one candidate will correspond to the ground truth answer by explicitly including the ground truth answer. Our approach effectively addresses the issues highlighted by Wang et al. (2024). Our findings reveal that large language models (LLMs) display notable uncertainty on certain natural NLG benchmarks, underscoring the challenges LLMs face in providing confident solutions to these tasks. Additionally, our experiments demonstrate that the robustness of our method holds across various user-specified error rates for each

benchmark. These results emphasize the importance of leveraging logits information in CP for quantifying LLM uncertainty.

## Limitations

Our approach has some limitations. First, it uses sampled sequences as a representation of the unbounded output space, and future work could focus on more precise sequence estimation. Second, our method relies on LLM logits, which may not always be available, especially with black-box models. Future research could explore UQ methods that don't depend on logits. Finally, the size of prediction sets in CP is closely tied to the choice of nonconformity function, suggesting that optimizing this function for each LLM is a valuable area for future work.



## Ethics Statements

All datasets utilized in this work are publicly available and refer to scenarios commonly encountered in daily life, which serve as human annotation. The rationales generated may occasionally include on-factual information or accuracies. Although it is possible that some model-generated rationales or data instances could contain offensive content, we did not observe such cases during our work. In addition, no personal information was collected, such as demographic details or participant identities, during the experiments.

## References

- Ebtesam Almazrouei, Hamza Alobeidli, Abdulaziz Alshamsi, Alessandro Cappelli, Ruxandra Cojocaru, Mérouane Debbah, Étienne Goffinet, Daniel Hesslow, Julien Launay, Quentin Malartic, Daniele Mazzotta, Badreddine Nouné, Baptiste Pannier, and Guilherme Penedo. 2023. [The falcon series of open language models](#). *Preprint*, arXiv:2311.16867.
- Vamshi Ambati. 2012. [Active learning and crowdsourcing for machine translation in low resource scenarios](#). Ph.D. thesis, Carnegie Mellon University, USA.
- Anastasios N. Angelopoulos and Stephen Bates. 2021. [A gentle introduction to conformal prediction and distribution-free uncertainty quantification](#). *CoRR*, abs/2107.07511.
- Joris Baan, Nico Daheim, Evgenia Ilia, Dennis Ulmer, Haau-Sing Li, Raquel Fernández, Barbara Plank, Rico Sennrich, Chrysoula Zerva, and Wilker Aziz. 2023. [Uncertainty in natural language generation: From theory to applications](#). *CoRR*, abs/2307.15703.
- Jonathan Berant, Andrew Chou, Roy Frostig, and Percy Liang. 2013. [Semantic parsing on Freebase from question-answer pairs](#). In *Proceedings of the 2013 Conference on Empirical Methods in Natural Language Processing*, pages 1533–1544, Seattle, Washington, USA. Association for Computational Linguistics.
- Tom Brown, Benjamin Mann, Nick Ryder, Melanie Subbiah, Jared D Kaplan, Prafulla Dhariwal, Arvind Neelakantan, Pranav Shyam, Girish Sastry, Amanda Askell, Sandhini Agarwal, Ariel Herbert-Voss, Gretchen Krueger, Tom Henighan, Rewon Child, Aditya Ramesh, Daniel Ziegler, Jeffrey Wu, Clemens Winter, Chris Hesse, Mark Chen, Eric Sigler, Mateusz Litwin, Scott Gray, Benjamin Chess, Jack Clark, Christopher Berner, Sam McCandlish, Alec Radford, Ilya Sutskever, and Dario Amodei. 2020. [Language models are few-shot learners](#). In *Advances in Neural Information Processing Systems*, volume 33, pages 1877–1901. Curran Associates, Inc.
- Mark Chen, Jerry Tworek, Heewoo Jun, Qiming Yuan, Henrique Pondé de Oliveira Pinto, Jared Kaplan, Harri Edwards, Yuri Burda, Nicholas Joseph, Greg Brockman, Alex Ray, Raul Puri, Gretchen Krueger, Michael Petrov, Heidy Khlaaf, Girish Sastry, Pamela Mishkin, Brooke Chan, Scott Gray, Nick Ryder, Mikhail Pavlov, Alethea Power, Lukasz Kaiser, Mohammad Bavarian, Clemens Winter, Philippe Tillet, Felipe Petroski Such, Dave Cummings, Matthias Plappert, Fotios Chantzis, Elizabeth Barnes, Ariel Herbert-Voss, William Hebgen Guss, Alex Nichol, Alex Paino, Nikolas Tezak, Jie Tang, Igor Babuschkin, Suchir Balaji, Shantanu Jain, William Saunders, Christopher Hesse, Andrew N. Carr, Jan Leike, Joshua Achiam, Vedant Misra, Evan Morikawa, Alec Radford, Matthew Knight, Miles Brundage, Mira Murati, Katie Mayer, Peter Welinder, Bob McGrew, Dario Amodei, Sam McCandlish, Ilya Sutskever, and Wojciech Zaremba. 2021. [Evaluating large language models trained on code](#). *CoRR*, abs/2107.03374.
- Jan Clusmann, Fiona Kolbinger, Hannah Muti, Zunamys Carrero, Jan-Niklas Eckardt, Narmin Laleh, Chiara Löffler, Sophie-Caroline Schwarzkopf, Michaela Unger, Gregory Veldhuizen, Sophia Wagner, and Jakob Kather. 2023. [The future landscape of large language models in medicine](#). *Communications medicine*, 3:141.
- Databricks. 2023. [Introducing mpt-7b: A new standard for open-source, commercially usable llms](#). Accessed: 2024-10-18.
- Shehzaad Dhuliawala, Leonard Adolphs, Rajarshi Das, and Mrinmaya Sachan. 2022. [Calibration of machine reading systems at scale](#). In *Findings of the Association for Computational Linguistics: ACL 2022*, pages 1682–1693, Dublin, Ireland. Association for Computational Linguistics.
- Abhimanyu Dubey, Abhinav Jauhri, Abhinav Pandey, Abhishek Kadian, Ahmad Al-Dahle, Aiesha Letman, Akhil Mathur, Alan Schelten, Amy Yang, Angela Fan, Anirudh Goyal, Anthony Hartshorn, Aobo Yang, Archi Mitra, Archie Sravankumar, Artem Korenev, Arthur Hinsvark, Arun Rao, Aston Zhang, Aurélien Rodriguez, Austen Gregerson, Ava Spataru, Baptiste Rozière, Bethany Biron, Binh Tang, Bobbie Chern, Charlotte Caucheteux, Chaya Nayak, Chloe Bi, Chris Marra, Chris McConnell, Christian Keller, Christophe Touret, Chunyang Wu, Corinne Wong, Cristian Canton Ferrer, Cyrus Nikolaidis, Damien Al-lonsius, Daniel Song, Danielle Pintz, Danny Livshits, David Esiobu, Dhruv Choudhary, Dhruv Mahajan, Diego Garcia-Olano, Diego Perino, Dieuwke Hupkes, Egor Lakomkin, Ehab AlBadawy, Elina Lobanova, Emily Dinan, Eric Michael Smith, Filip Radenovic, Frank Zhang, Gabriel Synnaeve, Gabrielle Lee, Georgia Lewis Anderson, Graeme Nail, Grégoire Mialon, Guan Pang, Guillem Cucurell, Hailey Nguyen, Hannah Korevaar, Hu Xu, Hugo Touvron, Iliyan Zarov, Imanol Arrieta Ibarra, Isabel M. Kloumann, Ishan Misra, Ivan Evtimov, Jade Copet, Jaewon Lee, Jan Geffert, Jana Vranes, Jason Park, Jay Mahadeokar, Jeet Shah, Jelmer van der Linde, Jennifer Billock,

- Jenny Hong, Jenya Lee, Jeremy Fu, Jianfeng Chi, Jianyu Huang, Jiawen Liu, Jie Wang, Jiecao Yu, Joanna Bitton, Joe Spisak, Jongsoo Park, Joseph Rocca, Joshua Johnstun, Joshua Saxe, Junteng Jia, Kalyan Vasuden Alwala, Kartikeya Upasani, Kate Plawiak, Ke Li, Kenneth Heafield, Kevin Stone, and et al. 2024. [The llama 3 herd of models](#). *CoRR*, abs/2407.21783.
- Tiwalayo Eisape, Noga Zaslavsky, and Roger Levy. 2020. [Cloze distillation: Improving neural language models with human next-word prediction](#). In *Proceedings of the 24th Conference on Computational Natural Language Learning*, pages 609–619, Online. Association for Computational Linguistics.
- Marina Fomicheva, Shuo Sun, Lisa Yankovskaya, Frédéric Blain, Francisco Guzmán, Mark Fishel, Nikolaos Aletras, Vishrav Chaudhary, and Lucia Specia. 2020. [Unsupervised Quality Estimation for Neural Machine Translation](#). *Transactions of the Association for Computational Linguistics*, 8:539–555.
- Matteo Fontana, Gianluca Zeni, and Simone Vantini. 2023. [Conformal prediction: A unified review of theory and new challenges](#). *Bernoulli*, 29(1).
- Mengting Hu, Zhen Zhang, Shiwan Zhao, Minlie Huang, and Bingzhe Wu. 2023. [Uncertainty in natural language processing: Sources, quantification, and applications](#). *CoRR*, abs/2306.04459.
- Lei Huang, Weijiang Yu, Weitao Ma, Weihong Zhong, Zhangyin Feng, Haotian Wang, Qianglong Chen, Weihua Peng, Xiaocheng Feng, Bing Qin, and Ting Liu. 2023. [A survey on hallucination in large language models: Principles, taxonomy, challenges, and open questions](#). *CoRR*, abs/2311.05232.
- Albert Q. Jiang, Alexandre Sablayrolles, Arthur Mensch, Chris Bamford, Devendra Singh Chaplot, Diego de Las Casas, Florian Bressand, Gianna Lengyel, Guillaume Lample, Lucile Saulnier, Léo Renard Lavaud, Marie-Anne Lachaux, Pierre Stock, Teven Le Scao, Thibaut Lavril, Thomas Wang, Timothée Lacroix, and William El Sayed. 2023. [Mistral 7b](#). *CoRR*, abs/2310.06825.
- Nanjiang Jiang and Marie-Catherine de Marneffe. 2022. [Investigating reasons for disagreement in natural language inference](#). *Trans. Assoc. Comput. Linguistics*, 10:1357–1374.
- Mandar Joshi, Eunsol Choi, Daniel Weld, and Luke Zettlemoyer. 2017. [TriviaQA: A large scale distantly supervised challenge dataset for reading comprehension](#). In *Proceedings of the 55th Annual Meeting of the Association for Computational Linguistics (Volume 1: Long Papers)*, pages 1601–1611, Vancouver, Canada. Association for Computational Linguistics.
- Lorenz Kuhn, Yarin Gal, and Sebastian Farquhar. 2023. [Semantic uncertainty: Linguistic invariances for uncertainty estimation in natural language generation](#). In *The Eleventh International Conference on Learning Representations, ICLR 2023, Kigali, Rwanda, May 1-5, 2023*. OpenReview.net.
- Dongkyu Lee, Ka Chun Cheung, and Nevin Zhang. 2022. [Adaptive label smoothing with self-knowledge in natural language generation](#). In *Proceedings of the 2022 Conference on Empirical Methods in Natural Language Processing*, pages 9781–9792, Abu Dhabi, United Arab Emirates. Association for Computational Linguistics.
- Xin Liu, Muhammad Khalifa, and Lu Wang. 2024. [Litcab: Lightweight language model calibration over short- and long-form responses](#). In *The Twelfth International Conference on Learning Representations, ICLR 2024, Vienna, Austria, May 7-11, 2024*. OpenReview.net.
- Harris Papadopoulos, Kostas Proedrou, Volodya Vovk, and Alex Gammerman. 2002. [Inductive confidence machines for regression](#). In *Machine Learning: ECML 2002*, volume 2430, pages 185–194.
- Victor Quach, Adam Fisch, Tal Schuster, Adam Yala, Jae Ho Sohn, Tommi S. Jaakkola, and Regina Barzilay. 2024. [Conformal language modeling](#). In *The Twelfth International Conference on Learning Representations, ICLR 2024, Vienna, Austria, May 7-11, 2024*. OpenReview.net.
- Pranav Rajpurkar, Jian Zhang, Konstantin Lopyrev, and Percy Liang. 2016. [SQuAD: 100,000+ questions for machine comprehension of text](#). In *Proceedings of the 2016 Conference on Empirical Methods in Natural Language Processing*, pages 2383–2392, Austin, Texas. Association for Computational Linguistics.
- Yaniv Romano, Matteo Sesia, and Emmanuel J. Candès. 2020. [Classification with valid and adaptive coverage](#). In *Advances in Neural Information Processing Systems 33: Annual Conference on Neural Information Processing Systems 2020, NeurIPS 2020, December 6-12, 2020, virtual*.
- Mauricio Sadinle, Jing Lei, and Larry Wasserman. 2018. [Least ambiguous set-valued classifiers with bounded error levels](#). *Journal of the American Statistical Association*, 114(525):223–234.
- Jiayuan Su, Jing Luo, Hongwei Wang, and Lu Cheng. 2024. [API is enough: Conformal prediction for large language models without logit-access](#). In *Findings of the Association for Computational Linguistics: EMNLP 2024*, pages 979–995, Miami, Florida, USA. Association for Computational Linguistics.
- Sree Harsha Tanneru, Chirag Agarwal, and Himabindu Lakkaraju. 2024. [Quantifying uncertainty in natural language explanations of large language models](#). In *International Conference on Artificial Intelligence and Statistics, 2-4 May 2024, Palau de Congressos, Valencia, Spain*, volume 238 of *Proceedings of Machine Learning Research*, pages 1072–1080. PMLR.
- Hugo Touvron, Louis Martin, Kevin Stone, Peter Albert, Amjad Almahairi, Yasmine Babaei, Nikolay Bashlykov, Soumya Batra, Prajjwal Bhargava, Shruti

- Bhosale, Dan Bikel, Lukas Blecher, Cristian Canton-Ferrer, Moya Chen, Guillem Cucurull, David Es-  
iobu, Jude Fernandes, Jeremy Fu, Wenyin Fu, Brian  
Fuller, Cynthia Gao, Vedanuj Goswami, Naman  
Goyal, Anthony Hartshorn, Saghar Hosseini, Rui  
Hou, Hakan Inan, Marcin Kardas, Viktor Kerkez,  
Madian Khabsa, Isabel Kloumann, Artem Korenev,  
Punit Singh Koura, Marie-Anne Lachaux, Thibaut  
Lavril, Jenya Lee, Diana Liskovich, Yinghai Lu, Yun-  
ing Mao, Xavier Martinet, Todor Mihaylov, Pushkar  
Mishra, Igor Molybog, Yixin Nie, Andrew Poulton,  
Jeremy Reizenstein, Rashi Rungta, Kalyan Saladi,  
Alan Schelten, Ruan Silva, Eric Michael Smith, Ran-  
jan Subramanian, Xiaoqing Ellen Tan, Binh Tang,  
Ross Taylor, Adina Williams, Jian Xiang Kuan, Puxin  
Xu, Zheng Yan, Iliyan Zarov, Yuchen Zhang, Angela  
Fan, Melanie Kambadur, Sharan Narang, Aurélien Ro-  
driguez, Robert Stojnic, Sergey Edunov, and Thomas  
Scialom. 2023. [Llama 2: Open foundation and fine-  
tuned chat models](#). *CoRR*, abs/2307.09288.
- Vladimir Vovk, Alex Gammerman, and Glenn Shafer.  
2005. [Algorithmic Learning in a Random World](#),  
pages XVI, 324. Springer New York, NY.
- Hanchen Wang, Tianfan Fu, Yuanqi Du, Wenhao Gao,  
Kexin Huang, Ziming Liu, Payal Chandak, Shengchao  
Liu, Peter Van Katwyk, Andreea Deac, Anima Anand-  
kumar, Karianne Bergen, Carla P Gomes, Shirley  
Ho, Pushmeet Kohli, Joan Lasenby, Jure Leskovec,  
Tie-Yan Liu, Arjun Manrai, Debora Marks, Bharath  
Ramsundar, Le Song, Jimeng Sun, Jian Tang, Petar  
Veličković, Max Welling, Linfeng Zhang, Connor W  
Coley, Yoshua Bengio, and Marinka Zitnik. 2023. [Sci-  
entific discovery in the age of artificial intelligence](#).  
*Nature (London)*, 620(7972):47–60.
- Zhiyuan Wang, Jinhao Duan, Lu Cheng, Yue Zhang,  
Qingni Wang, Xiaoshuang Shi, Kaidi Xu, Heng Tao  
Shen, and Xiaofeng Zhu. 2024. [ConU: Conformal  
uncertainty in large language models with correctness  
coverage guarantees](#). In *Findings of the Association  
for Computational Linguistics: EMNLP 2024*, pages  
6886–6898, Miami, Florida, USA. Association for  
Computational Linguistics.
- Miao Xiong, Zhiyuan Hu, Xinyang Lu, Yifei Li, Jie Fu,  
Junxian He, and Bryan Hooi. 2024. [Can llms express  
their uncertainty? an empirical evaluation of confi-  
dence elicitation in llms](#). In *The Twelfth International  
Conference on Learning Representations, ICLR 2024*,  
Vienna, Austria, May 7-11, 2024. OpenReview.net.
- Yi Yang, Wen-tau Yih, and Christopher Meek. 2015.  
[WikiQA: A challenge dataset for open-domain ques-  
tion answering](#). In *Proceedings of the 2015 Con-  
ference on Empirical Methods in Natural Language  
Processing*, pages 2013–2018, Lisbon, Portugal. As-  
sociation for Computational Linguistics.
- Fanghua Ye, Mingming Yang, Jianhui Pang, Longyue  
Wang, Derek F. Wong, Emine Yilmaz, Shuming Shi,  
and Zhaopeng Tu. 2024. [Benchmarking llms via  
uncertainty quantification](#). In *Advances in Neural  
Information Processing Systems 38: Annual Confer-  
ence on Neural Information Processing Systems 2024*,  
*NeurIPS 2024, Vancouver, BC, Canada, December  
10 - 15, 2024*.
- Alex Young, Bei Chen, Chao Li, Chengen Huang,  
Ge Zhang, Guanwei Zhang, Heng Li, Jiangcheng  
Zhu, Jianqun Chen, Jing Chang, Kaidong Yu, Peng  
Liu, Qiang Liu, Shawn Yue, Senbin Yang, Shiming  
Yang, Tao Yu, Wen Xie, Wenhao Huang, Xiaohui  
Hu, Xiaoyi Ren, Xinyao Niu, Pengcheng Nie, Yuchi  
Xu, Yudong Liu, Yue Wang, Yuxuan Cai, Zhenyu Gu,  
Zhiyuan Liu, and Zonghong Dai. 2024. [Yi: Open  
foundation models by 01.ai](#). *CoRR*, abs/2403.04652.
- Chrysoula Zerva, Taisiya Glushkova, Ricardo Rei, and  
André F. T. Martins. 2022. [Disentangling uncertainty  
in machine translation evaluation](#). In *Proceedings of  
the 2022 Conference on Empirical Methods in Natural  
Language Processing*, pages 8622–8641, Abu Dhabi,  
United Arab Emirates. Association for Computational  
Linguistics.
- Yao Zhao, Misha Khalman, Rishabh Joshi, Shashi  
Narayan, Mohammad Saleh, and Peter J. Liu. 2023.  
[Calibrating sequence likelihood improves conditional  
language generation](#). In *The Eleventh International  
Conference on Learning Representations, ICLR 2023*,  
Kigali, Rwanda, May 1-5, 2023. OpenReview.net.
- Xiaofan Zhou, Baiting Chen, Yu Gui, and Lu Cheng.  
2024. [Conformal prediction: A data perspective](#).  
*CoRR*, abs/2410.06494.

## A Method

---

### Algorithm 1: Conformal Prediction for Natural Language Generation

---

**Data:** Natural language generation system  $f$ , the chosen dataset  $\mathcal{D}$ , ground truth  $Y_t$ , sampling count  $K$ , error rate  $\alpha$ , a cal-test ratio  $\beta$ , and a conformal score function  $s$  (LAC).

**Result:** Generated output of evaluations in terms of ECR and APSS.

---

```

1 Step 1: Construct Candidate Set  $\mathcal{Y}$ ;
2 for  $x_i \in \mathcal{D}$  do
3   Initialize  $Y_i = \{\}$   $\leftarrow$  Start Sampling;
4   for  $l$  to  $K$  do
5     Generate response  $\hat{Y}_k \leftarrow f(x_i)$ ;
6     if  $\hat{Y}_k \notin Y_i$  then
7        $Y_i \leftarrow \hat{Y}_k$ ;
8    $\mathcal{Y} \leftarrow Y_i$   $\leftarrow$  Finish Sampling;
9   Initialize  $\mathcal{P} = \{\}$   $\leftarrow$  Reprompting;
10  for  $y_n = \{y_1, y_2, \dots, y_m\} \in \mathcal{Y}$  do
11     $\mathbf{x}'_i = \{x_1, \dots, x_k, y_1, \dots, y_m\}$ ;
12    Initialize  $p = \{\}$ ;
13    for  $j = 1$  to  $m$  do
14       $p_j = p_\theta(y_j | \mathbf{x}_i, y_1, \dots, y_{j-1})$ ;
15       $p \leftarrow p_j$ ;
16     $f(\mathbf{x}_i)_{y_n} = \prod_{j=1}^m p_j$ ;
17     $\mathcal{P} \leftarrow (\mathbf{x}_i)_{y_n}$ ;
18  for  $f(\mathbf{x}_i)_{y_n} \in \mathcal{P}$  do
19     $f(\mathbf{x}_i)_{y_n} = \frac{\exp(f(\mathbf{x}_i)_{y_n})}{\sum_{j=1}^m \exp(f(\mathbf{x}_i)_{y_n})}$ ;
20  for  $y_n \in \mathcal{Y}$  do
21     $s(\mathbf{x}_i, y_n) = 1 - f(\mathbf{x}_i)_{y_n}$   $\leftarrow$  Use LAC;
22 Step 2: Calibration;
23  $\mathcal{C}_{\text{cal}}, \mathcal{C}_{\text{test}} \leftarrow \text{CalTestSplit}(\mathcal{D}, \beta)$ ;
24  $q \leftarrow \text{Quantile}(\{s(\mathbf{x}_1, y_1), \dots, s(\mathbf{x}_n, y_n)\})$ ;
25 Step 3: Construct Prediction set.;
26  $\mathcal{C}(\mathbf{x}_{\text{test}}) = \{y' \in \mathcal{Y} : s(\mathbf{x}_{\text{test}}, y') \leq \hat{q}\}$ .

```

---

## B Nonconformity Function

The prediction sets generated by CP could be significantly influenced by the nonconformity function utilized (Ye et al., 2024). In our paper, we tried two popular nonconformity functions, LAC (Sadinle et al., 2018) and APS (Romano et al., 2020). We provide the Empirical Cover Rate (ECR) and Average Prediction Set Size (APSS) for different datasets

in Table 3 and Table 4 across different language models with a user specified error rate  $\alpha = 0.1$ .

We found that different nonconformity functions behave differently in the same dataset and the same model. Specifically, LAC has closer ECR to the target cover rate, indicating this nonconformity function holds better CP performance than the APS. This is because APS method holds a higher APS, thus it yields a higher cover rate, which is less accurate in quantification of uncertainty of LLMs in practice.

## C Prompt Formulation

In this section, we detail the specific prompt structures employed across different tasks in our experiments. Our approach leverages a  $k$ -shot in-context learning strategy, designed to guide the model by providing relevant examples that demonstrate the desired format and content style. By including multiple representative examples, we aim to strengthen the model’s ability to generalize effectively to new queries. Each task type has a tailored prompt formulation, carefully structured to maximize the model’s performance, as outlined below.

### C.1 Question Answering (QA) Prompts

For the QA tasks, we structured the prompt with  $k$  example question-answer pairs, where  $k$  is set to 32 in this instance. This approach helps the model understand the expected response format and become familiar with the types of questions it might face, improving its ability to generalize effectively when presented with a new target question. By providing multiple question-answer examples, the model can learn to recognize patterns in both the phrasing of questions and the level of specificity required in answers, allowing it to generate a relevant response for new prompts. Each example in the prompt consists of a straightforward question followed by a direct answer. Following the approach of Quach et al. (2024), we used a 32-shot prompt derived from TriviaQA:

Answer these questions.

Q: Who is the current occupant of Dorneywood in Buckinghamshire?

A: george osborne

Q: Who is Head of State of New Zealand?

A: elizabeth ii

Q: On 31 May 2010, the President of which country announced his resignation after local politicians criticised comments he



LLMs	LAC					APS				
	TriviaQA	WebQuestions	SQuAD	WikiQA	AVG	TriviaQA	WebQuestions	SQuAD	WikiQA	AVG
Llama-2-7b-hf	89.78	90.37	88.38	92.11	<b>90.16</b>	91.45	99.26	99.77	93.08	<b>95.89</b>
Llama-3-8B	90.32	90.26	88.16	87.12	<b>88.96</b>	99.67	98.99	99.79	95.19	<b>98.41</b>
Mistral-7B-v0.1	89.77	91.05	89.29	88.27	<b>89.90</b>	99.48	99.26	99.83	95.00	<b>98.39</b>
Falcon-7B	89.98	91.79	90.71	92.31	<b>91.20</b>	99.20	99.21	99.72	97.12	<b>98.81</b>
MPT-7B	90.39	90.79	89.74	96.92	<b>91.96</b>	99.30	98.52	99.38	99.81	<b>99.25</b>
Yi-6B	89.54	91.64	91.90	88.27	<b>90.33</b>	99.45	99.31	99.83	95.38	<b>98.46</b>

Table 3: The comparison between two different nonconformity functions, LAC and APS, on the Empirical Cover Rate (ECR). We observe that LAC can provide a more accurate ECR, which leads to a better CP performance. We select the split ratio to be 1:1 and the user specified error rate to be 0.1.

LLMs	LAC					APS				
	TriviaQA	WebQuestions	SQuAD	WikiQA	AVG	TriviaQA	WebQuestions	SQuAD	WikiQA	AVG
Llama-2-7b-hf	2.48	2.87	2.00	4.70	<b>3.01</b>	3.18	4.19	3.32	4.81	<b>3.88</b>
Llama-3-8B	1.98	2.72	1.47	4.19	<b>2.59</b>	2.98	4.75	2.43	4.71	<b>3.72</b>
Mistral-7B-v0.1	1.02	1.26	1.11	1.88	<b>1.32</b>	1.77	1.94	1.38	1.94	<b>1.76</b>
Falcon-7B	1.02	1.26	1.12	1.88	<b>1.29</b>	1.81	1.91	1.76	1.93	<b>1.85</b>
MPT-7B	1.45	1.64	1.36	0.97	<b>1.36</b>	1.95	1.96	1.72	1.03	<b>1.67</b>
Yi-6B	1.04	1.25	1.00	1.64	<b>1.23</b>	1.91	1.93	1.67	1.72	<b>1.81</b>

Table 4: The comparison between two different nonconformity functions, LAC and APS, on the Average Prediction Set Size (APSS). We observe that LAC can provide a smaller APSS value, indicating a more efficient nonconformity function in this case. We select the split ratio to be 1:1 and the user specified error rate to be 0.1.

made in relation to overseas military deployments?	A: skunk
A: germany	Q: There were three major sieges in the Boer War – Mafeking, Kimberley and which other?
Q: Mallard, Mandarin, Red-crested Pochard, Teal, Muscovy and Eider are all types of what?	A: ladysmith
A: duck	Q: In 1483, who was appointed the first grand inquisitor of the Spanish Inquisition?
Q: The capital city of Nunavut, Iqaluit lies on which large island?	A: torquemada
A: baffin island	Q: Leofric of Mercia was the husband of which famous woman?
Q: Who was the youngest brother in the Beach Boys?	A: godiva
A: carl wilson	Q: Who is the lexicographer, adjudicator, and longest-serving member of the on-screen team on Countdown?
Q: With what is FIFA usually associated?	A: susie dent
A: football	Q: A 'Comedo' is the medical name for what?
Q: In which town in Greater Manchester is the TV series set?	A: comedones
A: rochdale	Q: Which state did frontiersman Davy Crockett represent in the US House of Representatives?
Q: Who did US Forbes magazine rank in 2010 as the most powerful woman in the world?	A: tennessee
A: michelle obama	Q: Which car company manufactures the Corolla model?
Q: What literally means 'submission to God' in Arabic?	A: toyota
A: islam	Q: "Which German social economist of Jewish descent, expelled from Germany and France, co-wrote in London ""The Communist Manifesto"" and ""Das Kapital""?"
Q: The Welsh Highland Railway runs between Porthmadog and which town or city?	
A: caernarfon	
Q: Which country was formerly known by the Greeks as Tylos?	
A: bahrain	
Q: What type of creature is Pepé Le Pew?	

A: marx  
Q: In a petrol engine, what component mixes fuel and air?  
A: carburetor  
Q: A former software engineer, who created the comic strip character Dilbert?  
A: scott adams  
Q: In 1949, who became the youngest player to represent England in test cricket?  
A: brian close  
Q: Who was the first man to swim 100 metres in under a minute?  
A: johnny weissmuller  
Q: In 2010, what North American horse broke the All-time North American female earnings record with over \$6 million, broke two world records for Grade/Group I (for consecutive victories and the All-time North American record number of victories by a filly/mare), and tied the All-time North American record for the number of consecutive victories without defeat?  
A: zenyatta  
Q: What was the name of the Cunard ocean liner which was launched on 20th September 1906?  
A: mauretania  
Q: What is the lowest level of the Earth's atmosphere?  
A: troposphere  
Q: Which country has the greatest number of ancient pyramids? (hint: They are called the Nubian Pyramids)  
A: sudan  
Q: In which game could you be faced with a 'Simple or Double Squeeze'?  
A: bridge  
Q: Composite, Shield and Cinder Cone are all types of what?  
A: volcanoes  
Q: "Which company uses the advertising slogan ""Spend A Little, Live A Lot""?"  
A: aldi  
Q: The ancient Greek writer Apollonius of Perga wrote on which subject?  
A:

By including these examples, the prompt provides the model with consistent guidance on the expected response structure, including how to in-

terpret various question types and provide concise, direct answers. This approach helps the model focus on delivering accurate responses by building familiarity with the question-answer pattern.

## C.2 Reading Comprehension (RC) Prompts

For RC tasks, we modified the prompt format to include a relevant passage followed by  $k$  QA examples derived from that passage. This setup is particularly useful for reading comprehension tasks, as it ensures the model receives the necessary context before answering each question. By embedding  $k$  context-specific question-answer pairs within the prompt (with  $k$  set to 4 here), we provide the model with examples that demonstrate how to interpret the passage and answer questions accordingly. Each prompt begins with a brief context paragraph, followed by  $k$  question-answer pairs specific to that passage, and here is the example from WikiQA with  $k$  set to 4:

Answer these questions.

Context: African immigration to the United States refers to immigrants to the United States who are or were nationals of modern African countries. The term African in the scope of this article refers to geographical or national origins rather than racial affiliation. From the Immigration and Nationality Act of 1965 to 2017, Sub-Saharan African-born population in the United States grew to 2.1 million people. Sub-Saharan Africans in the United States come from almost all regions in Africa and do not constitute a homogeneous group.

Question: HOW AFRICAN AMERICANS WERE IMMIGRATED TO THE US

Answer: As such, African immigrants are to be distinguished from African American people, the latter of whom are descendants of mostly West and Central Africans who were involuntarily brought to the United States by means of the historic Atlantic slave trade.

Context: A pump is a device that moves fluids (liquids or gases), or sometimes slurries, by mechanical action, typically converted from electrical energy into hydraulic energy. Mechanical pumps serve in a wide range of applications such as pumping water from wells, aquarium

filtering, pond filtering and aeration, in the car industry for water-cooling and fuel injection, in the energy industry for pumping oil and natural gas or for operating cooling towers and other components of heating, ventilation, and air conditioning systems.

Question: how a water pump works

Answer: Pumps operate by some mechanism (typically reciprocating or rotary), and consume energy to perform mechanical work by moving the fluid.

Context: Lolita is a 1962 black comedy-psychological drama film directed by Stanley Kubrick, based on the 1955 novel of the same name by Vladimir Nabokov. The black-and-white film follows a middle-aged literature lecturer who writes as "Humbert Humbert" and has hebephilia. He is sexually infatuated with young, adolescent Dolores Haze (whom he calls "Lolita"). It stars James Mason as Humbert, Shelley Winters as Mrs. Haze, Peter Sellers as Quilty, and Sue Lyon (in her film debut) as Dolores "Lolita" Haze.

Question: how old was sue lyon when she made lolita

Answer: The actress who played Lolita, Sue Lyon, was fourteen at the time of filming.

Context: An antibody (Ab) or immunoglobulin (Ig) is a large, Y-shaped protein belonging to the immunoglobulin superfamily which is used by the immune system to identify and neutralize antigens such as bacteria and viruses, including those that cause disease. Antibodies can recognize virtually any size antigen with diverse chemical compositions from molecules. Each antibody recognizes one or more specific antigens.

Question: how are antibodies used in

Answer: An antibody (Ab), also known as an immunoglobulin (Ig), is a large Y-shaped protein produced by B-cells that is used by the immune system to identify and neutralize foreign objects such as bacteria and viruses.

Context: The Mexican peso (symbol: \$; currency code: MXN; also abbreviated

Mex\$ to distinguish it from other peso-denominated currencies; referred to as the peso, Mexican peso, or colloquially varo) is the official currency of Mexico. The peso was first introduced in 1863, replacing the old Spanish colonial real. The Mexican peso is subdivided into 100 centavos, represented by "¢".

Question: HOW MUCH IS CENTAVOS IN MEXICO

Answer: The peso is subdivided into 100 centavos, represented by "¢".

Context: A glacier cave is a cave formed within the ice of a glacier. Glacier caves are often called ice caves, but the latter term is properly used to describe bedrock caves that contain year-round ice.

Question: how are glacier caves formed?

Answer:

This contextual prompting allows the model to understand the structure and purpose of the reading comprehension task. By observing these structured pairs, the model learns to connect specific contextual information with relevant questions, aligning its responses to the passage content. This format is designed to optimize comprehension by emphasizing the relationship between the context and the subsequent answers, enabling more accurate and contextually aware responses.