

Enhancing Semi-supervised Learning with Noisy Zero-shot Pseudolabels

Jichan Chung¹ and Irene Y. Chen^{1,2}

¹University of California, Berkeley, ²University of California, San Francisco

Abstract

Semi-supervised learning (SSL) leverages limited labeled data alongside abundant unlabeled data to address labeling costs in machine learning. While recent foundation models enable zero-shot inference, attempts to integrate these capabilities into SSL through pseudo-labeling have shown mixed results due to unreliable zero-shot predictions. We present ZMT (Zero-Shot Multi-Task Learning), a framework that jointly optimizes zero-shot pseudo-labels and unsupervised representation learning objectives from contemporary SSL approaches. Our method introduces a multi-task learning-based mechanism that incorporates pseudo-labels while ensuring robustness to varying pseudo-label quality. Experiments across 8 datasets in vision, language, and audio domains demonstrate that ZMT reduces error by up to 56% compared to traditional SSL methods, with particularly compelling results when pseudo-labels are noisy and unreliable. ZMT represents a significant step toward making semi-supervised learning more effective and accessible in resource-constrained environments.

1 Introduction

The growing scale of machine learning applications has made data labeling costs a critical bottleneck in deploying ML systems [1, 2, 3]. Semi-supervised learning (SSL) addresses this challenge by leveraging unlabeled data alongside limited labeled examples [4]. Traditional SSL approaches like pseudo-labeling and consistency regularization have demonstrated strong performance across domains, particularly in computer vision and natural language processing [5, 6, 4].

Recent advances in foundation models have enabled zero-shot inference on novel tasks without task-specific training [7, 8]. These models can generate predictions for unseen tasks by leveraging their pre-trained knowledge, offering a promising direction for reducing labeling requirements. Several works have proposed integrating these zero-shot capabilities into SSL frameworks [9, 10]. Current approaches primarily use foundation models as teacher networks for generating pseudo-labels through inference, which requires complex model distillation and introduces additional training overhead. In contrast, we leverage zero-shot predictions of foundation models directly as pseudo-labels—a simpler yet underexplored direction.

However, zero-shot predictions often exhibit high uncertainty and domain-specific biases [11]. This unreliability can introduce noise into the training process, potentially degrading SSL performance rather than improving it. Building on prior work on doubly-robust self-training [10], we propose ZMT (Zero-Shot Multi-Task Learning), which bridges this gap through four key technical contributions:

1. A novel framework to directly leverage zero-shot predictions from foundation models as pseudo-labels, eliminating the need for teacher model inference or distillation
2. A multi-task learning-based mechanism that incorporates zero-shot pseudo-labels and unsupervised SSL objectives
3. Extensive experiments on 8 datasets across vision, language, and audio domains which demonstrate that ZMT outperforms both standard SSL methods and zero-shot augmented approaches
4. Additional analysis on why ZMT outperforms baselines, including the impact of coarse-grained pseudo-labels, unlabeled data accuracy during training, and hyperparameter stability

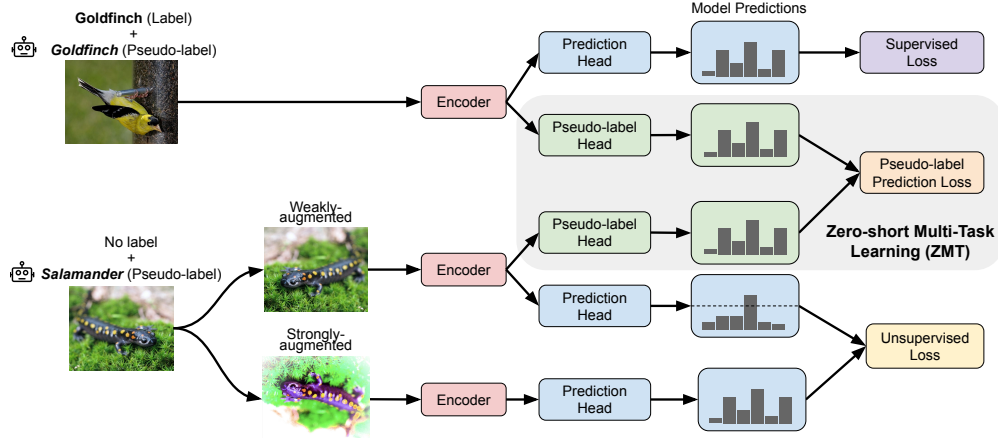


Figure 1: Diagram of Zero-shot Multi-Task Learning (ZMT). Both labeled (top image) and unlabeled (bottom image) receive pseudo-labels, potentially from foundation models. Our model encoder (red box) has two heads, a prediction head (blue box) and a pseudo-label head (green box). Unlike prior SSL approaches, our ZMT loss incorporates the pseudo-label prediction loss for both labeled and unlabeled (gray box).

By incorporating foundation models into SSL via joint modeling of pseudo-labels, our work demonstrates that zero-shot predictions can reduce error by up to 56% compared to traditional SSL methods while remaining robust to low-quality pseudo-labels. Our results hold particular promise for low-resource scenarios where labeled data is extremely limited.

2 Related Work

2.1 Semi-Supervised Learning

Semi-supervised learning (SSL) has evolved from foundational consistency regularization methods to sophisticated deep learning approaches. The II-Model [6] and Mean Teacher [4] established core principles by enforcing consistent predictions across different model states. FixMatch [5] later unified these ideas by combining weak and strong augmentations with pseudo-labeling. Subsequent work focused on reliability: UPS [12] introduced confidence-based filtering while FlexMatch [13] developed adaptive thresholding for pseudo-label selection. Recent approaches like SimMatch [14] have further advanced the field by incorporating contrastive learning principles.

2.2 SSL with Side Information

The integration of additional information sources has significantly enhanced SSL performance. S4L [15] pioneered this direction by incorporating self-supervised pretext tasks into the SSL framework. Building on this foundation, CoMatch [16] introduced graph-based relationships to capture sample similarities, while MPL [17] employed meta-learning within teacher-student frameworks to refine pseudo-labels. More recent approaches have explored diverse information sources: WiSE-FT [18] leverages weak supervision signals to guide model training, and SSDG [19] taps into external knowledge bases to generate more reliable pseudo-labels.

2.3 Foundation Models in SSL

The integration of foundation models into SSL frameworks is an emerging direction. As foundation models show impressive zero-shot performance [8, 20], the question becomes: how can we incorporate foundation models into SSL frameworks? The three main emerging approaches are: 1) pre-training on the unlabeled data before fine-tuning on the labeled data, or 2) using a teacher model to assign pseudo-labels [9]. The first

approach provides a strong and robust learner but requires significant compute for the fine-tuning step [21, 22, 23]. The second approach leverages the teacher model for inference [24, 25]. In contrast, our model leverage foundation models as a pseudo-label generator. Motivated by the concept of unreliable pseudo-labels, researchers have also proposed theoretical guarantees to accommodate potentially noisy pseudo-labels [10]. Our work builds on this methodological foundation to develop a practical method for incorporating noisy pseudo-labels.

3 Problem Setup

3.1 Motivation

When leveraging foundation models for SSL, practitioners face two approaches: direct fine-tuning, or using inference-only access. While fine-tuning can yield strong performance, it faces practical limitations:

- **Resource Requirements:** Fine-tuning large models (e.g., Llama-70B) requires significant computational resources—even with LoRA and 16-bit quantization, it demands 160GB+ GPU memory.
- **API Constraints:** Commercial APIs often restrict fine-tuning capabilities. For instance, OpenAI’s fine-tuning service only supports supervised learning with fixed input-output pairs, preventing usage of unlabeled data.
- **Cost and Reproducibility:** The financial costs of API calls scale with model size and data volume. Version changes in hosted models can affect reproducibility.
- **Efficiency:** The computational and memory requirements of fine-tuning large foundation models often exceed practical resource constraints for many applications [26].

Given these constraints, we focus on a practical setting where foundation model access is restricted to inference only. Although we refer to zero-shot inference as our motivating source of pseudo-labels, in-context learning with few labeled examples could also be used to generate pseudo-labels.

3.2 Problem Setup

Consider a semi-supervised setting with read-only access to a foundation model \hat{f} . The training data consists of a labeled set $\mathcal{D}_L = (x_i, y_i) : i \in [N_L]$ and an unlabeled set $\mathcal{D}_U = (u_i) : i \in [N_U]$, where $\mathcal{D} = \mathcal{D}_L \cup \mathcal{D}_U$ represents the full dataset and $[N]$ denotes integers $1, 2, \dots, N$. The foundation model \hat{f} generates pseudo-label distributions $\hat{y}_i^L = \hat{f}(x_i)$ for labeled data and $\hat{y}_i^U = \hat{f}(u_i)$ for unlabeled data. The goal is to train a classifier f that outputs class distributions $\mathbf{p}(y|x)$ using \mathcal{D}_L , \mathcal{D}_U , and pseudo-labels \hat{y}_i^L, \hat{y}_i^U .¹

We assume \hat{f} was not trained on \mathcal{D}_L or \mathcal{D}_U . The pseudo-label quality depends on the model’s capabilities and prompt design, with potential failure modes including hallucinations and out-of-domain responses. Our objective is to develop a SSL method that maximally leverages high-quality pseudo-labels when available and gracefully degrades to standard SSL performance when pseudo-labels are unreliable.

3.3 Baseline methods

We discuss previous approaches for our semi-supervised learning setup given with pseudo-labels and compare against our method. See feature comparison matrix Table 6 in appendix.

Pseudo-supervision When given a semi-supervised dataset that includes pseudo-labels, a straightforward approach is to fill in the prediction targets for the unlabeled samples using the pseudo-labels, resulting in fully pseudo-labeled unlabeled set $\hat{\mathcal{D}}_U = \{(u_1, \hat{y}_1^U), (u_2, \hat{y}_2^U), \dots, (u_{N_U}, \hat{y}_{N_U}^U)\}$. The model can then be trained

¹Our usage of "pseudo-labels" differs from traditional SSL literature, where they typically refer to predictions on \mathcal{D}_U from a model partially trained on \mathcal{D}_L . Here, they represent foundation model predictions without any task-specific training.

using a supervised learning algorithm on this fully-labeled dataset $\hat{\mathcal{D}} = \mathcal{D}_L \cup \hat{\mathcal{D}}_U$. We refer to this method as *pseudo-supervision*. The method optimizes following loss:

$$\mathcal{L}_{PS} = \frac{1}{N} \left(\sum_{i=1}^{N_L} \mathcal{H}(y_i, \mathbf{p}(y|x_i)) + \sum_{i=1}^{N_U} \mathcal{H}(\hat{y}_i^U, \mathbf{p}(y|u_i)) \right).$$

where $N = N_L + N_U$ represents number of samples in full dataset.

Pseudo-supervision has been shown to improve performance in semi-supervised learning scenarios, particularly when a zero-shot method provides accurate pseudo-labels for the task at hand [23, 27]. However, when the zero-shot predictions are inaccurate, it remains unclear whether pseudo-supervision will still be beneficial.

This highlights a critical challenge in practical SSL scenarios: when the quality of the pseudo-labels on a large unlabeled dataset \mathcal{D}_U is difficult to assess, users may struggle to determine whether incorporating pseudo-labels into the training process will be helpful or counterproductive.

Doubly Robust Self-Training Doubly Robust Self-Training [10] addresses a problem setting similar to ours, proposing a method that robustly improves performance despite varying quality of pseudo-labels. The method employs the following loss function:

$$\mathcal{L}_{DR} = \frac{1}{N_L} \sum_{i=1}^{N_L} \mathcal{H}(y_i, \mathbf{p}(y|x_i)) - \frac{1}{N_L} \sum_{i=1}^{N_L} \mathcal{H}(\hat{y}_i^L, \mathbf{p}(y|x_i)) + \frac{1}{N} \left(\sum_{i=1}^{N_L} \mathcal{H}(\hat{y}_i^L, \mathbf{p}(y|x_i)) + \sum_{i=1}^{N_U} \mathcal{H}(\hat{y}_i^U, \mathbf{p}(y|u_i)) \right).$$

When the pseudo-labels are accurate, the loss function approximates training with the full dataset \mathcal{D}_L and \mathcal{D}_U , both with ground truth labels. Conversely, when the pseudo-labels are inaccurate, the loss function asymptotically approaches training with only the labeled samples \mathcal{D}_L . The work provides convergence improvement guarantees over training with labeled data alone, with varying pseudo-label quality, under certain regularity conditions.

While the study presents experimental results using a single pseudo-label set inferred from a pre-trained model, its practical effectiveness with inaccurate pseudo-labels in low-label settings is unexplored.

Semi-supervised learning methods Recent advancements in SSL have led to the development of methods that jointly train a classifier from both supervision with labeled set, and unsupervised feature learning on unlabeled data. The training objective is typically expressed as $\mathcal{L} = \mathcal{L}_s + \mathcal{L}_u$ where \mathcal{L}_s is the supervised loss, often the cross-entropy loss computed on the labeled data:

$$\mathcal{L}_s = \frac{1}{B_L} \sum_{i=1}^{B_L} \mathcal{H}(y_i, \mathbf{p}(y|x_i)).$$

where B_L is the size of data batch sampled from labeled set \mathcal{D}_L .

On the other hand, \mathcal{L}_u represents the unsupervised loss, which leverages different strategies to incorporate unlabeled data into the training process. Some notable strategies include the following:

- **Self-training:** This strategy involves using the model trained on labeled data to generate temporary predictions for the unlabeled samples, known as pseudo-labeling with supervision (PLS)². These predictions are then incorporated into the model’s supervision objective [28].
- **Confidence-based Sample Selection:** Unlabeled samples with not confident or potentially incorrect pseudo-labels are filtered out based on predefined thresholds. This ensures that only samples with reliable predictions contribute to the training process [29].
- **Strong Augmentation:** To further enhance feature learning, the model is optimized so that its predictions on weakly augmented and strongly augmented versions of the same sample agree [29]. This encourages the model to learn robust features.

²The term “pseudo-label with supervision” in this context was used to indicate model’s temporary prediction in SSL method, not zero-shot responses.

- **Distribution Alignment:** This technique adjusts the output probability distribution of each class based on the input data distribution [30].

With strong augmentation $\mathcal{A}_s(u_i)$ and weak augmentation $\mathcal{A}_w(u_i)$ of unlabeled samples u_i , we denote predictions from classifier f of these augmented samples by $p_i^s = \mathbf{p}(y|\mathcal{A}_s(u_i))$ and $p_i^w = \mathbf{p}(y|\mathcal{A}_w(u_i))$, respectively.

When a data batch of size B_U is sampled from \mathcal{D}_U , the unsupervised training objective in these methods typically takes the following form:

$$\mathcal{L}_u = \frac{1}{B_U} \sum_{i=1}^{B_U} \mathbb{1}(\max(\hat{p}_i^w) > \tau) \mathcal{H}(y_i, \mathbf{p}(y|x_i))$$

where $\hat{p}_i^w = DA(p_i^w)$ is label prediction for input $\mathcal{A}_w(u_i)$ and DA represents distribution alignment process.

4 Zero-Shot Multi-Task Learning

One explanation for the failure of pseudo-supervision and doubly robust method with inaccurate pseudo-labels is that these approaches directly optimize the classifier to predict pseudo-labels with cross-entropy loss. This can lead to corrupting the overall training process when the pseudo-labels are noisy [31]. To mitigate this issue, we propose a method that indirectly incorporates pseudo-labels into the objective function. Additionally, we aim to develop a method that fully leverages SSL’s unsupervised feature learning capabilities while benefiting from the pseudo-labels provided.

Multi-task learning [32] offers a framework for learning multiple tasks simultaneously. When the tasks are similar and related, they can mutually benefit from each other. However, when the tasks are dissimilar, the model learn them independently, provided the model’s capacity is large enough [33].

To improve robustness against noisy pseudo-labels, we propose a multi-task learning-based approach that combines the SSL task as the primary task with pseudo-label prediction (extraction) as an auxiliary task. When the pseudo-labels are accurate, the model benefits from the pseudo-label prediction task. Conversely, when the pseudo-labels are noisy, the model can still benefit from SSL’s objective, with less the impact from the inaccurate pseudo-label prediction task. We denote our method by ZMT (**Z**ero-shot pseudo-label **M**ulti-**T**ask learning), and highlight the key differences between our method and existing approaches in Table 6.

We illustrate our method in Figure 1. The classifier f consists of a non-linear projector head $h(\cdot)$ and a feature encoder $g(\cdot)$, such that $f = h \circ g$. We introduce an additional linear projector head $h_p(\cdot)$, which learns a pseudo-label prediction task, while sharing the encoder g with the main classification task.

Given a batch of labeled and unlabeled data of size B_L and B_U , the pseudo-label prediction task optimizes $h_p \circ g$ with the following loss:

$$\mathcal{L}_p = \frac{1}{B} \left(\sum_{i=1}^{B_L} \mathcal{H}(\hat{y}_i^L, \mathbf{q}(y|x_i)) + \sum_{i=1}^{B_U} \mathcal{H}(\hat{y}_i^U, \mathbf{q}(y|u_i)) \right).$$

where $B = B_L + B_U$ and $\mathbf{q}(y|x)$ indicates predicted class distribution of $h_p(g(x))$. Together with the SSL objective, the overall loss function is:

$$\mathcal{L} = \mathcal{L}_s + \mathcal{L}_u + \alpha_t \cdot \lambda_p \mathcal{L}_p$$

where α_t is annealing parameter that linearly increases value from 0 to 1 during training based on training step t , and λ_p is a fixed scalar hyperparameter indicating relative weight of pseudo-label prediction task. We denote the inclusion of annealing with binary variable α_p .

Note that during model selection using the validation set, the best model is chosen without considering the pseudo-label prediction score from h_p , as the primary goal is to achieve optimal performance for the original classifier $f = h \circ g$.

Table 1: Summary of data used in the experiments. For each dataset, we run experiments with at most 3 pseudo-label (PL) sets A, B, C of decreasing quality. The foundation model \hat{f} used to generate each pseudo-label set are shown below.

Domain	Dataset	# Train	# Val.	# Test	# Class	Foundation model \hat{f}
CV	CIFAR100	50,000	-	10,000	100	CLIP: large(A), base(B)
NLP	Amazon Review	250,000	25,000	65,000	5	FLAN-T5: XL(A), base(B), small(C)
	Yelp Review	250,000	25,000	50,000	5	FLAN-T5: XL(A), base(B), small(C)
	AG News	100,000	10,000	7,600	4	FLAN-T5-small(A), Roberta-large(B)
	Yahoo! Answer	500,000	50,000	60,000	10	FLAN-T5: XXL(A), base(B), small(C)
Audio	UrbanSound 8k	7,079	816	837	10	Whisper: medium(A), base(B), tiny(C)
	ESC-50	1,200	400	400	50	Whisper: large-v2(A), base(B), tiny(C)
	GTZAN	7,000	1,500	1,500	10	Whisper: large-v2(A), base(B), tiny(C)

ZMT+: a resource-efficient version ZMT We note that ZMT may use higher memory than SSL due to backpropagation on weakly augmented unlabeled samples. In many SSL algorithms, weak augmentations are used only to obtain PLS and do not require storing activations for backpropagation. In contrast, ZMT’s pseudo-label prediction loss involves labeled samples and weakly augmented unlabeled samples, requiring activation storage until backpropagation happens. When combined with an SSL algorithm, ZMT needs activations for added strongly augmented unlabeled batches for SSL algorithm, increasing VRAM usage by up to 50% compared to running SSL.

To mitigate this, we propose a variation called ZMT+, which reduces memory usage by incorporating strongly augmented samples in the pseudo-label prediction loss:

$$\mathcal{L}_p = \frac{1}{B} \left(\sum_{i=1}^{B_L} \mathcal{H}(\hat{y}_i^L, \mathbf{q}(y|x_i)) + \sum_{i=1}^{B_U} \mathcal{H}(\hat{y}_i^U, \mathbf{q}(y|\mathcal{A}_s(u_i))) \right).$$

ZMT+ maintains memory usage similar to the integrated SSL method, with only a minor overhead from activations in the classification head h_p .

5 Experiments

5.1 Experiment Setup

Datasets We use 8 publicly-available datasets across vision, natural language processing, and audio classification tasks (Table 1). Dataset sizes range from 100s to 100,000s of data points. For dataset-specific training setup details, see Appendix B including the choice of foundation models, hyperparameters used. We evaluate on tasks where additional label information meaningfully improves performance over SSL baselines. We exclude datasets like CIFAR-10 [34], SVHN [35], and STL-10 [36] where recent SSL methods already achieve near-optimal performance with limited labels, making pseudo-label information redundant. To evaluate the effect of labeled dataset sizes, for each dataset, we create up to three tasks with different sizes of labeled data while the number of total data points stays the same. For example, in the CIFAR100 dataset, we create sets with 100, 200, and 400 labeled data points.

Pseudo-label For each dataset, we consider multiple sets of pseudo-labels with varying quality. In practice, high-quality foundation models are often used to generate the best pseudo-labels for a given task. However, to evaluate the robustness of our method against less accurate pseudo-labels, we also test our approach using pseudo-labels generated from smaller-weight versions of the same foundation model, described as A, B, and C (in declining pseudo-label quality) in Table 1 and in experiment results. Depending on the scores, at most 3 different pseudo-label sets from distinct foundation models are tested. These pseudo-labels are generated using a zero-shot method, with basic prompting on the input data.

The details of the datasets, the architecture of training model f , and the foundation models \hat{f} used to generate the pseudo-label sets are provided in Table 1. Further information on the prompting and post-processing procedures for pseudo-label generation can be found in Appendix C.

Integrating ZMT with a SSL baseline We implement our proposed method using the Unified SSL Benchmark (USB) framework [37]. To minimize the complexity of integrating our method with the existing SSL baseline, we simply add an additional multi-layer perceptron (MLP) classification head with the same architecture as the baseline model’s MLP head. We primarily benchmark our method against AdaMatch [38], which is a highly performant SSL baseline across various datasets and domains, as demonstrated by benchmark results in the USB framework. We refer to our methods ZMT, ZMT+ integrated with AdaMatch as ZeroMatch and ZeroMatch+ respectively.

Hyperparameters used in ZMT To ensure a fair comparison with SSL methods, we use the exact same hyperparameters as the SSL method we combine with. Additionally, our method introduces two extra hyperparameters, α_p and λ_p . To determine the optimal values for these hyperparameters, we conduct experiments with four different sets: $(\alpha_p, \lambda_p) = (0, 0.5), (0, 1.0), (1, 0.5), (1, 1.0)$, and report the best-performing set.

Pseudo-Supervision and Doubly-Robust Self-Training In addition to comparing our method with SSL baselines, we also implement Pseudo-supervision (PS) and Doubly-robust Self-training (DR) to evaluate their performance when pseudo-labels are available. To ensure a fair comparison with SSL baselines, we use the same number of labeled and unlabeled batches participating during the optimization process. In each optimization step, when a labeled batch of size B_L and an unlabeled batch of size B_U are given, PS optimizes the following loss:

$$\mathcal{L}_{PS} = \frac{1}{B} \left(\sum_{i=1}^{B_L} \mathcal{H}(y_i, \mathbf{p}(y|x_i)) + \sum_{i=1}^{B_U} \mathcal{H}(\hat{y}_i^U, \mathbf{p}(y|u_i)) \right).$$

where $B = B_L + B_U$. Similarly, DR optimizes the following:

$$\mathcal{L}_{DR} = \frac{\alpha_t}{B_L} \sum_{i=1}^{B_L} \mathcal{H}(y_i, \mathbf{p}(y|x_i)) - \frac{\alpha_t}{B_L} \sum_{i=1}^{B_L} \mathcal{H}(\hat{y}_i^L, \mathbf{p}(y|x_i)) + \frac{1}{B} \left(\sum_{i=1}^{B_L} \mathcal{H}(\hat{y}_i^L, \mathbf{p}(y|x_i)) + \sum_{i=1}^{B_U} \mathcal{H}(\hat{y}_i^U, \mathbf{p}(y|u_i)) \right).$$

where α_t represents the annealing parameter, following the original implementation in [10].

We report the median and standard deviation of each method, based on three random seeds for model initialization and a randomly selected set of labeled samples. For each domain, we also report the scores of the two highest-performing SSL baseline methods, based on benchmark results introduced in USB [39].

5.2 ZMT Improves Performance on SSL Baselines Despite Pseudo-Label Quality

Our ZMT approach consistently achieves the highest scores in all settings with accurate pseudo-labels. Benchmark results for the CIFAR-100, NLP, and audio datasets are shown in Tables 2, 3, and 4, respectively. Our results find that ZMT largely improves upon SSL baselines (e.g., AdaMatch, SimMatch), Pseudo-supervision, and Doubly-robust methods. For example, in the AG News dataset with 40 labels and pseudo-set label set A, ZeroMatch achieves an error of 9.43 compared to the supervised model error of 14.08, yielding a reduction of 49.3%. The highest improvement comes from ZeroMatch+ producing a 56.2% error reduction on pseudo-label set A in the 50-label setting of the Urbansound 8k dataset, compared with AdaMatch.

In cases where a low- or medium-quality pseudo-label set is given, our method generally improves or at least maintains performance close to that of SSL baselines, demonstrating its robustness against noisy labels. For example, for CIFAR100 set B—which has low quality pseudo-labels—ZeroMatch+ achieves an error of 19.65, outperforming AdaMatch’s error of 21.68. In most of the settings with inaccurate pseudo-label sets, our method is better or maintains the performance of baseline within one standard deviation, with 3 exceptions (of 23 total experiments) where SimMatch outperforms ZeroMatch or ZeroMatch+.

Table 2: Top-1 error rate (%) in CIFAR-100 of 3 different random seeds. * indicates numbers published in USB [39]. Best score among experiments with same pseudo-label set are in bold. ‘PL set’ refers to pseudo-label set used, i.e., foundation models of decreasing quality labels.

PL Set	Dataset	CIFAR100		
	Label size	100	200	400
None	Supervised	49.05±1.69	35.83±0.17	26.22±0.53
	AdaMatch	28.57±2.48	21.68±0.46	15.98±0.74
	ReMixMatch*	-	20.85±1.42	16.80±0.59
	SimMatch*	-	23.26±1.25	16.82±0.40
A	Zero-shot	39.35	39.35	39.35
	Pseudo-supervise	29.03±0.41	28.14±0.63	25.95±0.42
	Doubly-robust	29.09±0.31	30.41±0.78	29.84±0.75
	ZeroMatch (ours)	24.84±1.61	18.70±1.60	14.67±0.31
	ZeroMatch+ (ours)	23.93±1.62	18.69±0.82	14.77±0.48
B	Zero-shot	51.93	51.93	51.93
	Pseudo-supervised	37.81±0.26	34.04±0.37	28.97±0.23
	Doubly-robust	39.07±0.28	38.81±0.46	39.47±0.41
	ZeroMatch (ours)	26.03±1.97	21.75±0.51	16.32±0.22
	ZeroMatch+ (ours)	26.21±1.89	19.65±0.64	16.46±0.54

Table 3: Top-1 error rate (%) in Yahoo Answers, AG News, Amazon Review, Yelp Review of 3 different random seeds. * indicates numbers published in USB [39]. Best score among experiments with same pseudo-label set are in bold. For SSL baselines without pseudo-label set, numbers performed better than our method (outside standard deviation) with low quality pseudo-label set are in bold. ‘PL set’ refers to pseudo-label set used.

PL set	Dataset	Yahoo Answers			AG News			Amazon Review			Yelp Review		
	Label size	250	500	2000	20	40	100	125	250	1000	125	250	1000
None	Supervised	39.17±1.47	37.75±1.01	33.57±0.05	15.78±0.34	14.08±1.14	12.61±1.19	56.63±1.35	51.84±0.58	47.67±0.46	52.88±2.31	50.24±2.00	46.94±0.19
	AdaMatch	35.19±1.29	32.70±0.53	30.58±0.42	11.87±2.55	14.79±1.44	11.67±1.94	54.97±4.05	47.61±1.65	43.82±0.45	54.31±1.14	45.87±0.96	41.60±0.85
	FlexMatch*	-	35.81±1.09	31.42±0.41	-	16.90±6.76	11.43±0.91	-	45.75±1.21	43.14±0.82	-	46.37±0.74	40.86±0.74
	SimMatch*	-	34.15±0.91	30.64±0.42	-	14.80±0.57	11.12±0.15	-	47.27±1.73	43.09±0.50	-	46.40±1.71	41.24±0.17
A	Zero-shot	33.37	33.37	33.37	12.47	12.47	12.47	47.63	47.63	47.63	40.47	40.47	40.47
	Pseudo-supervise	34.21±0.18	33.69±0.46	34.08±0.33	11.30±0.16	11.49±0.20	11.59±0.18	48.89±0.27	49.14±0.27	49.59±0.41	41.78±0.26	42.45±0.14	41.51±0.47
	Doubly-robust	48.61±12.13	55.68±10.91	52.10±5.68	12.93±5.97	12.17±2.29	11.32±0.53	53.06±0.72	52.75±0.63	52.24±0.87	44.51±0.86	43.47±0.95	46.35±0.70
	ZeroMatch (ours)	29.99±0.63	30.24±0.22	28.78±0.27	9.37±0.05	9.43±0.20	9.53±0.68	44.84±0.30	44.25±0.65	41.47±0.36	41.95±1.19	42.61±2.65	36.35±1.36
	ZeroMatch+ (ours)	29.73±1.59	30.78±0.26	29.78±0.16	10.22±0.70	9.58±0.20	10.09±0.06	46.47±0.55	45.38±0.87	42.27±0.55	48.63±2.96	43.80±0.95	39.59±0.60
B	Zero-shot	41.93	41.93	41.93	35.8	35.8	35.8	57.77	57.77	57.77	54.68	54.68	54.68
	Pseudo-supervise	41.14±0.34	41.09±0.04	41.15±0.08	33.76±0.23	34.07±0.60	33.20±0.31	57.87±0.40	57.87±0.34	57.75±0.13	54.80±0.23	54.65±0.16	54.42±0.23
	Doubly-robust	80.32±1.97	80.43±8.50	81.05±13.25	35.00±0.91	35.34±0.90	35.78±1.27	61.09±0.62	60.00±0.54	60.20±0.64	57.16±0.29	57.29±1.55	57.19±0.60
	ZeroMatch (ours)	31.68±1.43	32.31±0.40	29.90±0.38	19.47±15.63	12.66±0.32	11.61±0.31	48.60±1.07	45.15±1.07	42.18±0.56	53.98±3.67	49.14±1.40	39.37±0.91
	ZeroMatch+ (ours)	34.25±1.28	32.15±0.40	30.17±0.16	13.26±1.88	14.63±1.08	11.70±0.33	47.44±0.41	45.74±0.88	43.25±0.78	50.12±2.52	46.29±1.16	40.92±0.63
C	Zero-shot	64.71	64.71	64.71	-	-	-	64.3	64.3	64.3	63.2	63.2	63.2
	Pseudo-supervised	63.62±0.51	63.71±0.38	63.63±0.51	-	-	-	63.98±0.04	64.03±0.05	63.96±0.03	63.05±0.05	63.07±0.06	63.09±0.04
	Doubly-robust	75.47±4.84	77.48±5.54	66.12±2.07	-	-	-	64.20±0.13	64.10±0.07	64.04±0.03	63.49±0.18	63.35±0.18	63.25±0.06
	ZeroMatch (ours)	33.40±0.13	32.95±0.44	30.78±0.53	-	-	-	54.47±4.91	46.81±1.68	43.10±0.63	56.12±4.36	46.17±2.19	41.69±0.45
	ZeroMatch+ (ours)	33.33±1.13	33.37±0.16	30.57±0.56	-	-	-	47.17±2.55	46.80±0.83	43.43±0.69	53.36±1.81	46.58±0.51	41.03±0.47

Our ZMT approaches are particularly effective compared to methods that leverages pseudo-labels, such as Pseudo-supervision (PS) or Doubly-robust (DR) Self-training. For example, in 250 label setting of Yahoo Answers, PS reaches 34.21% error with pseudo-label set A, which is better than 35.19% error of AdaMatch, but ZeroMatch achieves an error of 29.73. The Doubly Robust Self-Training method remains particularly ineffective, never outperforming ZeroMatch or ZeroMatch+. We hypothesize this is due to asymptotic guarantees of Doubly-robust Self-training method failing to hold in the low-label regime.

5.3 ZMT Leverages Coarse-Grained Zero-Shot Pseudo-Labels to Improve Learning

Our ZMT architecture enables the use of coarse-grained pseudo-labels, unlike Pseudo-supervision and Doubly-robust Self-training which cannot due to the use of the pseudo-labels as a substitute for prediction target. To accommodate such responses, one can modify the non-linear head, h_p , to adjust to the desired number of output classes. We demonstrate improved performance as a result of coarse-grained pseudo-labels through additional experiments on the Amazon Reviews dataset, where the original target classes are given as 5-star ratings of a product. We generate pseudo-labels from zero-shot classifications with three candidate labels:

Table 4: Top-1 error rate (%) in Urbansound 8K, ESC50, GTZAN of 3 different random seeds. * indicates numbers published in USB [39]. “PL set” refers to pseudo-label set used. Best score among experiments with same pseudo-label set are in bold. For SSL baselines without pseudo-label set, numbers performed better than our method (outside standard deviation) with low quality pseudo-label set is indicated by bold.

PL Set	Dataset	Urbansound 8k			ESC50		GTZAN		
		50	100	400	250	500	50	100	400
None	Supervised	56.87±5.92	40.98±2.80	27.72±1.11	49.75±2.07	35.75±2.29	53.13±1.30	48.13±1.43	32.47±0.55
	AdaMatch	49.10±7.36	33.69±1.91	21.51±2.95	38.25±1.39	32.50±1.06	40.47±1.22	31.80±1.87	21.87±1.12
	CoMatch*	-	30.59±2.45	21.35±1.49	40.17±2.08	29.83±1.31	-	36.93±1.23	22.20±1.39
	SimMatch*	-	31.70±6.05	19.55±1.89	39.92±2.35	32.83±1.43	-	32.42±2.18	20.80±0.77
	Zero-shot	39.9	39.9	39.9	35.75	35.75	50.07	50.07	50.07
A	Pseudo-supervise	43.73±1.65	41.46±1.00	37.51±3.11	40.50±1.74	34.75±0.82	45.53±0.68	45.60±0.25	45.00±0.27
	Doubly-robust	61.77±4.33	63.92±3.90	55.91±3.44	52.00±1.01	42.25±0.82	67.47±7.46	78.20±7.19	76.47±7.47
	ZeroMatch (ours)	32.11±6.13	24.88±7.03	18.26±1.52	34.50±2.06	28.00±1.12	34.67±1.44	30.33±1.58	20.40±1.46
	ZeroMatch+ (ours)	31.42±7.17	24.97±2.55	21.98±1.57	38.00±1.84	31.00±1.33	35.00±1.58	30.07±0.58	20.07±0.89
	Zero-shot	66.79	66.79	66.79	61.5	61.5	59.93	59.93	59.93
B	Pseudo-supervised	65.11±1.04	64.40±1.32	63.08±2.25	56.25±1.78	47.25±0.62	57.93±0.68	57.20±1.17	55.20±0.52
	Doubly-robust	89.49±3.10	88.41±6.45	70.85±1.52	75.00±2.13	55.75±1.54	82.20±3.92	80.60±5.59	68.73±7.85
	ZeroMatch (ours)	37.62±3.91	26.23±7.09	21.69±0.85	37.50±1.81	32.00±1.16	37.93±3.76	30.73±0.74	21.27±1.44
	ZeroMatch+ (ours)	42.29±5.21	33.21±3.62	21.74±2.64	37.50±2.08	34.00±2.13	34.40±3.54	30.40±2.14	22.20±0.66
	Zero-shot	70.01	70.01	70.01	85.75	85.75	78.47	78.47	78.47
C	Pseudo-supervised	70.13±1.83	68.94±1.52	67.74±0.72	76.75±1.20	63.75±1.77	76.40±0.14	76.67±0.05	72.20±0.46
	Doubly-robust	81.24±5.35	88.77±2.60	76.82±3.81	89.00±2.27	70.25±0.82	90.67±3.13	88.73±2.43	81.87±3.82
	ZeroMatch (ours)	44.24±2.72	32.60±6.67	20.22±0.93	39.25±1.81	32.75±0.66	39.80±3.43	33.27±1.33	23.40±0.54
	ZeroMatch+ (ours)	42.17±2.62	30.59±4.80	22.34±1.46	39.00±1.50	31.50±1.65	36.27±1.16	32.87±1.53	22.00±0.86
	Zero-shot	70.01	70.01	70.01	85.75	85.75	78.47	78.47	78.47

Table 5: Top-1 error (%) comparison of AdaMatch and ZeroMatch in Amazon Review dataset with 3-class zero-shot pseudo-label. A, B, and C refers to pseudo-label set used with declining pseudo-label quality.

PL set	50	100	250	500
AdaMatch	64.55±4.60	57.74±4.46	47.28±1.99	44.97±1.56
ZeroMatch-A	56.79±2.61	50.87±1.67	45.33±0.82	43.83±0.58
ZeroMatch-B	58.75±2.98	57.05±3.06	48.50±1.55	42.75±0.50
ZeroMatch-C	61.14±2.57	57.87±3.45	46.68±0.87	43.25±1.18

Negative, Neutral, Positive and include it in ZeroMatch. Detailed experimental setup is described in Appendix B.

When incorporating these coarse-grained pseudo-labels, we find that ZeroMatch consistently outperforms AdaMatch (Table 5), improving robustness even when pseudo-labels differ from the SSL task. ZeroMatch gives maximum 15.2% error reduction from getting 56.79% error compared with AdaMatch achieving 64.55% error.

5.4 ZMT Improves Accuracy in Unlabeled Data

To gain a deeper understanding of how ZeroMatch improves training with pseudo-labels, we compare the PLS accuracy—meaning the prediction accuracy of the unlabeled data during training—of ZeroMatch and AdaMatch on unlabeled samples utilized during training. The term “utilized” refers to unlabeled samples whose PLS predictions exceed AdaMatch’s pre-defined confidence threshold τ , which actually participates in optimization.

In Figure 2, we observe that the PLS accuracy is higher with high-quality pseudo-labels than AdaMatch. Notably, PLS accuracy with low-quality pseudo-labels is consistent with AdaMatch, indicating that ZMT preserves performance close to the AdaMatch by leveraging AdaMatch’s intrinsic ability to predict based on labeled samples and unlabeled feature representations. We observe similar results in the PLS accuracy of all unlabeled samples (Appendix Figure 3).

5.5 ZMT May Be Sensitive to Hyperparameter Selection

We run a sensitivity analysis of ZeroMatch on the two newly introduced hyperparameters, α_p and λ_p , which control the scale of the pseudo-label prediction loss relative to the SSL objective function. The

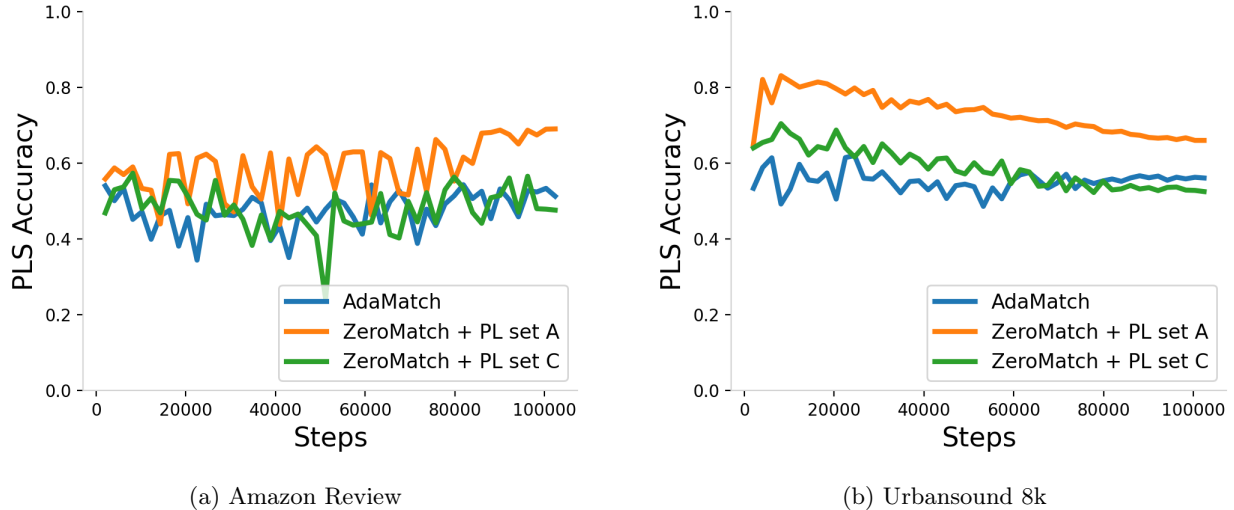


Figure 2: Pseudo-label with supervision (PLS) accuracy on utilized samples that participate in the unsupervised loss. We observe that ZeroMatch produces more accurate predictions on the utilized samples with high-quality pseudo-labels (PL set A) during training compared to AdaMatch. PLS accuracy on low-quality pseudo-labels (PL set C) in ZeroMatch is comparable to AdaMatch.

results of this analysis are provided in Appendix E. We find that performance may be sensitive to these hyperparameters in some cases. For example, the 125-label setting for the Yelp Review dataset shows a large difference in performance (55.32% error with worst hyperparameters compared to 41.95% error with best hyperparameters) as does GTZAN dataset (66.40% error with worst hyperparameters compared to 39.80% error with best hyperparameters) when run with different α_p and λ_p values. In contrast, Yahoo Answers yields robustness over searched hyperparameters with less than 2% difference overall. The choice of best hyperparameter remained consistent across most dataset. We find that **in all NLP datasets and CIFAR100, the combination of $\alpha_p = 0$ and $\lambda_p = 1.0$ yields the best results.** For the audio datasets the best parameter found was $(\alpha_p, \lambda_p) = (1, 1.0)$ for ESC50 and $(1, 0.5)$ for GTZAN.

6 Conclusion

This work introduces ZMT, a framework for robustly integrating foundation model predictions into semi-supervised learning. Through extensive experiments across multiple domains, we demonstrate that ZMT achieves state-of-the-art performance while maintaining robustness to varying pseudo-label quality. Our learning-based mechanism effectively balances between limited labels and plentiful pseudo-labels, enabling practitioners to leverage foundation models without the computational overhead of direct fine-tuning. Future work could explore extending ZMT to more complex tasks and investigating theoretical guarantees for the weighting mechanism.

References

- [1] Curtis G Northcutt, Anish Athalye, and Jonas Mueller. Pervasive label errors in test sets destabilize machine learning benchmarks. In *Thirty-fifth Conference on Neural Information Processing Systems Datasets and Benchmarks Track (Round 1)*, 2021.
- [2] Chen Sun, Abhinav Shrivastava, Saurabh Singh, and Abhinav Gupta. Revisiting unreasonable effectiveness of data in deep learning era. In *Proceedings of the IEEE international conference on computer vision*, pages 843–852, 2017.
- [3] Judy Hanwen Shen, Inioluwa Deborah Raji, and Irene Y Chen. The data addition dilemma. In *Machine Learning for Healthcare Conference*. PMLR, 2024.
- [4] Antti Tarvainen and Harri Valpola. Mean teachers are better role models: Weight-averaged consistency targets improve semi-supervised deep learning results. *Advances in neural information processing systems*, 30, 2017.
- [5] Kihyuk Sohn, David Berthelot, Nicholas Carlini, Zizhao Zhang, Han Zhang, Colin A Raffel, Ekin Dogus Cubuk, Alexey Kurakin, and Chun-Liang Li. Fixmatch: Simplifying semi-supervised learning with consistency and confidence. *Advances in neural information processing systems*, 33:596–608, 2020.
- [6] Samuli Laine and Timo Aila. Temporal ensembling for semi-supervised learning. In *International Conference on Learning Representations*, 2022.
- [7] Tom Brown, Benjamin Mann, Nick Ryder, Melanie Subbiah, Jared D Kaplan, Prafulla Dhariwal, Arvind Neelakantan, Pranav Shyam, Girish Sastry, Amanda Askell, et al. Language models are few-shot learners. *Advances in neural information processing systems*, 33:1877–1901, 2020.
- [8] Percy Liang, Rishi Bommasani, Tony Lee, Dimitris Tsipras, Dilara Soylu, Michihiro Yasunaga, Yian Zhang, Deepak Narayanan, Yuhuai Wu, Ananya Kumar, et al. Holistic evaluation of language models. *Transactions on Machine Learning Research*, 2022.
- [9] Zhengxiang Shi, Francesco Tonolini, Nikolaos Aletras, Emine Yilmaz, Gabriella Kazai, and Yunlong Jiao. Rethinking semi-supervised learning with language models. In *Findings of the Association for Computational Linguistics: ACL 2023*, pages 5614–5634, 2023.
- [10] Banghua Zhu, Mingyu Ding, Philip Jacobson, Ming Wu, Wei Zhan, Michael Jordan, and Jiantao Jiao. Doubly-robust self-training. *Advances in Neural Information Processing Systems*, 36, 2024.
- [11] Dan Hendrycks, Collin Burns, Steven Basart, Andy Zou, Mantas Mazeika, Dawn Song, and Jacob Steinhardt. Measuring massive multitask language understanding. *arXiv preprint arXiv:2009.03300*, 2020.
- [12] Mamshad Nayeem Rizve, Kevin Duarte, Yogesh S Rawat, and Mubarak Shah. In defense of pseudo-labeling: An uncertainty-aware pseudo-label selection framework for semi-supervised learning. In *International Conference on Learning Representations*, 2021.
- [13] Bowen Zhang, Yidong Wang, Wenxin Hou, Hao Wu, Jindong Wang, Manabu Okumura, and Takahiro Shinozaki. Flexmatch: Boosting semi-supervised learning with curriculum pseudo labeling. *Advances in Neural Information Processing Systems*, 34:18408–18419, 2021.
- [14] Mingkai Zheng, Shan You, Lang Huang, Fei Wang, Chen Qian, and Chang Xu. Simmatch: Semi-supervised learning with similarity matching. In *Proceedings of the IEEE/CVF Conference on Computer Vision and Pattern Recognition*, pages 14471–14481, 2022.
- [15] Xiaohua Zhai, Avital Oliver, Alexander Kolesnikov, and Lucas Beyer. S4l: Self-supervised semi-supervised learning. In *Proceedings of the IEEE/CVF international conference on computer vision*, pages 1476–1485, 2019.

- [16] Junnan Li, Caiming Xiong, and Steven CH Hoi. Comatch: Semi-supervised learning with contrastive graph regularization. In *Proceedings of the IEEE/CVF international conference on computer vision*, pages 9475–9484, 2021.
- [17] Hieu Pham, Zihang Dai, Qizhe Xie, and Quoc V Le. Meta pseudo labels. In *Proceedings of the IEEE/CVF conference on computer vision and pattern recognition*, pages 11557–11568, 2021.
- [18] Mitchell Wortsman, Gabriel Ilharco, Jong Wook Kim, Mike Li, Simon Kornblith, Rebecca Roelofs, Raphael Gontijo Lopes, Hannaneh Hajishirzi, Ali Farhadi, Hongseok Namkoong, et al. Robust fine-tuning of zero-shot models. In *Proceedings of the IEEE/CVF conference on computer vision and pattern recognition*, pages 7959–7971, 2022.
- [19] Ruiqi Wang, Lei Qi, Yinghuan Shi, and Yang Gao. Better pseudo-label: Joint domain-aware label and dual-classifier for semi-supervised domain generalization. *Pattern Recognition*, 133:108987, 2023.
- [20] Eric Lehman, Evan Hernandez, Diwakar Mahajan, Jonas Wulff, Micah J Smith, Zachary Ziegler, Daniel Nadler, Peter Szolovits, Alistair Johnson, and Emily Alsentzer. Do we still need clinical language models? In *Conference on health, inference, and learning*, pages 578–597. PMLR, 2023.
- [21] Kai Gan and Tong Wei. Erasing the bias: Fine-tuning foundation models for semi-supervised learning. In *Forty-first International Conference on Machine Learning*, 2024.
- [22] Zebin You, Yong Zhong, Fan Bao, Jiacheng Sun, Chongxuan Li, and Jun Zhu. Diffusion models and semi-supervised learners benefit mutually with few labels. *Advances in Neural Information Processing Systems*, 36, 2024.
- [23] Stefan Hegselmann, Alejandro Buendia, Hunter Lang, Monica Agrawal, Xiaoyi Jiang, and David Sontag. Tabllm: Few-shot classification of tabular data with large language models. In *International Conference on Artificial Intelligence and Statistics*, pages 5549–5581. PMLR, 2023.
- [24] Ting Chen, Simon Kornblith, Kevin Swersky, Mohammad Norouzi, and Geoffrey E Hinton. Big self-supervised models are strong semi-supervised learners. *Advances in neural information processing systems*, 33:22243–22255, 2020.
- [25] Jing Yang, Xiatian Zhu, Adrian Bulat, Brais Martinez, and Georgios Tzimiropoulos. Knowledge distillation meets open-set semi-supervised learning. *International Journal of Computer Vision*, pages 1–20, 2024.
- [26] Fali Wang, Zhiwei Zhang, Xianren Zhang, Zongyu Wu, Tzuhao Mo, Qiuhaio Lu, Wanjing Wang, Rui Li, Junjie Xu, Xianfeng Tang, Qi He, Yao Ma, Ming Huang, and Suhang Wang. A comprehensive survey of small language models in the era of large language models: Techniques, enhancements, applications, collaboration with llms, and trustworthiness, 2024.
- [27] Jaehyun Nam, Woomin Song, Seong Hyeon Park, Jihoon Tack, Sukmin Yun, Jaehyung Kim, and Jinwoo Shin. Semi-supervised tabular classification via in-context learning of large language models. In *Workshop on Efficient Systems for Foundation Models@ ICML2023*, 2023.
- [28] Dong-Hyun Lee et al. Pseudo-label: The simple and efficient semi-supervised learning method for deep neural networks. In *Workshop on challenges in representation learning, ICML*, volume 3, 2013.
- [29] Qizhe Xie, Zihang Dai, Eduard Hovy, Thang Luong, and Quoc Le. Unsupervised data augmentation for consistency training. In H. Larochelle, M. Ranzato, R. Hadsell, M.F. Balcan, and H. Lin, editors, *Advances in Neural Information Processing Systems*, volume 33, pages 6256–6268. Curran Associates, Inc., 2020.
- [30] David Berthelot, Nicholas Carlini, Ekin D. Cubuk, Alex Kurakin, Kihyuk Sohn, Han Zhang, and Colin Raffel. Remixmatch: Semi-supervised learning with distribution matching and augmentation anchoring. In *8th International Conference on Learning Representations, ICLR 2020, Addis Ababa, Ethiopia, April 26-30, 2020*. OpenReview.net, 2020.

- [31] Devansh Arpit, Stanisław Jastrzębski, Nicolas Ballas, David Krueger, Emmanuel Bengio, Maxinder S. Kanwal, Tegan Maharaj, Asja Fischer, Aaron Courville, Yoshua Bengio, and Simon Lacoste-Julien. A closer look at memorization in deep networks. In *Proceedings of the 34th International Conference on Machine Learning*, pages 233–242, 2017.
- [32] Michael Crawshaw. Multi-task learning with deep neural networks: A survey. *arXiv preprint arXiv:2009.09796*, 2020.
- [33] Mohammadamin Banayeeanzade, Mahdi Soltanolkotabi, and Mohammad Rostami. Theoretical insights into overparameterized models in multi-task and replay-based continual learning, 2024.
- [34] Alex Krizhevsky, Geoffrey Hinton, et al. Learning multiple layers of features from tiny images. 2009.
- [35] Yuval Netzer, Tao Wang, Adam Coates, Alessandro Bissacco, Baolin Wu, Andrew Y Ng, et al. Reading digits in natural images with unsupervised feature learning. In *NIPS workshop on deep learning and unsupervised feature learning*, volume 2011, page 4. Granada, 2011.
- [36] Adam Coates, Andrew Ng, and Honglak Lee. An analysis of single-layer networks in unsupervised feature learning. In *Proceedings of the fourteenth international conference on artificial intelligence and statistics*, pages 215–223. JMLR Workshop and Conference Proceedings, 2011.
- [37] Jindong Wang, Cuiling Lan, Chang Liu, Yidong Ouyang, Tao Qin, Wang Lu, Yiqiang Chen, Wenjun Zeng, and S Yu Philip. Generalizing to unseen domains: A survey on domain generalization. *IEEE transactions on knowledge and data engineering*, 35(8):8052–8072, 2022.
- [38] David Berthelot, Rebecca Roelofs, Kihyuk Sohn, Nicholas Carlini, and Alexey Kurakin. Adamatch: A unified approach to semi-supervised learning and domain adaptation. In *International Conference on Learning Representations*, 2021.
- [39] Yidong Wang, Hao Chen, Yue Fan, Wang Sun, Ran Tao, Wenxin Hou, Renjie Wang, Linyi Yang, Zhi Zhou, Lan-Zhe Guo, et al. Usb: A unified semi-supervised learning benchmark for classification. *Advances in Neural Information Processing Systems*, 35:3938–3961, 2022.
- [40] Alexey Dosovitskiy. An image is worth 16x16 words: Transformers for image recognition at scale. *arXiv preprint arXiv:2010.11929*, 2020.
- [41] Ekin D Cubuk, Barret Zoph, Jonathon Shlens, and Quoc V Le. Randaugment: Practical automated data augmentation with a reduced search space. In *Proceedings of the IEEE/CVF conference on computer vision and pattern recognition workshops*, pages 702–703, 2020.
- [42] Alec Radford, Jong Wook Kim, Chris Hallacy, Aditya Ramesh, Gabriel Goh, Sandhini Agarwal, Girish Sastry, Amanda Askell, Pamela Mishkin, Jack Clark, et al. Learning transferable visual models from natural language supervision. In *International conference on machine learning*, pages 8748–8763. PMLR, 2021.
- [43] Jacob Devlin. Bert: Pre-training of deep bidirectional transformers for language understanding. *arXiv preprint arXiv:1810.04805*, 2018.
- [44] Jinhua Zhu, Yingce Xia, Lijun Wu, Di He, Tao Qin, Wengang Zhou, Houqiang Li, and Tieyan Liu. Incorporating bert into neural machine translation. In *International Conference on Learning Representations*, 2020.
- [45] Hyung Won Chung, Le Hou, Shayne Longpre, Barret Zoph, Yi Tay, William Fedus, Yunxuan Li, Xuezhi Wang, Mostafa Dehghani, Siddhartha Brahma, et al. Scaling instruction-finetuned language models. *Journal of Machine Learning Research*, 25(70):1–53, 2024.
- [46] Alexei Baevski, Henry Zhou, Abdelrahman Mohamed, and Michael Auli. wav2vec 2.0: A framework for self-supervised learning of speech representations, 2020.

- [47] Wei-Ning Hsu, Benjamin Bolte, Yao-Hung Hubert Tsai, Kushal Lakhotia, Ruslan Salakhutdinov, and Abdelrahman Mohamed. Hubert: Self-supervised speech representation learning by masked prediction of hidden units, 2021.
- [48] Alec Radford, Jong Wook Kim, Tao Xu, Greg Brockman, Christine McLeavey, and Ilya Sutskever. Robust speech recognition via large-scale weak supervision, 2022.
- [49] Rao Ma, Adian Liusie, Mark Gales, and Kate Knill. Investigating the emergent audio classification ability of asr foundation models. In *Proceedings of the 2024 Conference of the North American Chapter of the Association for Computational Linguistics: Human Language Technologies (Volume 1: Long Papers)*, pages 4746–4760, 2024.
- [50] Adian Liusie, Potsawee Manakul, and Mark Gales. Mitigating word bias in zero-shot prompt-based classifiers. In *Findings of the Association for Computational Linguistics: IJCNLP-AACL 2023 (Findings)*, pages 327–335, 2023.

A Problem Overview

In Table 6, we demonstrate how our method improves upon comparable baselines in features addressed.

	AdaMatch (or other SSL methods)	Pseudo-supervision	Doubly-robust methods	ZMT (Ours)
Unsupervised feature learning	✓	×	×	✓
Uses foundation model pseudo-labels	×	✓	✓	✓
Robust against low-quality pseudo-label	—	×	✓	✓

Table 6: Feature comparison matrix. Unlike prior work, our model enables unsupervised feature learning, e.g., confidence-based sample selection or strong augmentation, leverages pseudo-labels from foundation models, and is robust against low-quality (meaning noisy or incorrect) pseudo-labels.

B Training Setup

Setup for CIFAR-100 We use ViT [40] as the backbone of our model and employ pre-trained ViT-Small models with a patch size of 2 and an image size of 32, provided by the USB framework [37]. The optimization is performed using the AdamW optimizer with a cosine learning rate schedule given by $\eta_t = \eta_0 \cos\left(\frac{7\pi t}{16T}\right)$ where the initial learning rate is set to $\eta_0 = 5 \times 10^{-4}$. We train the model for a total of $T = 204,800$ steps, with a warm-up phase of 5,120 steps. The batch sizes for both labeled and unlabeled data are set to 16. For AdaMatch-specific parameters, the threshold for the utilization cutoff mask is set to 0.95. For data augmentation, we apply random cropping and random horizontal flipping for weak augmentation, while RandAugment [41] is utilized for strong augmentation. Regarding the hyperparameters specific to our method, we report results with $\lambda_p = 1$ and without annealing ($\alpha_p = 0$). Detailed hyperparameter settings are provided in Table 7. For pseudo-labeling, we leverage the zero-shot classification capabilities of the CLIP [42] foundation model. The detailed descriptions for generating pseudo-labels is provided in Appendix C.1.

Setup for Natural Language Classification For NLP tasks, we fine-tune the pre-trained BERT-Base [43] using the AdamW optimizer with a cosine learning rate schedule. The total number of training steps is set to 102,400, with a warm-up phase of 5,120 steps. Both the labeled and unlabeled batch sizes are set to 4. All input text is truncated to ensure its length remains within the context length of BERT-Base. For data augmentation, we employ back-translation [44] using German-English and Russian-English translation as strong augmentations. No weak augmentation is applied, and the original text input is used instead. We run AdaMatch with a cutoff threshold of $\tau = 0.95$. Dataset-specific hyperparameters are detailed in Table 8. Pseudo-labels are generated using Flan-T5 [45] models with basic prompt instructions, asking the model to classify the input text’s sentiment or topic, as explained in detail in Appendix C.2. We report the performance of ZeroMatch with $\lambda_p = 1$ and without annealing ($\alpha_p = 0$). Note that for experiments with coarse-grained pseudo-labels, we use batch size 8 for both labeled and unlabeled dataset, and weight decay 0.0005.

Setup for Audio Classification For audio classification tasks, we utilize Wav2Vec 2.0 [46] and HuBERT [47] as the pre-trained models. The labeled and unlabeled batch sizes are set to 8, and the input audio signals are sampled at a rate of 16,000Hz. For data augmentation, we apply random sub-sampling as weak augmentation, while strong augmentation includes random modifications to the gain, pitch, and speed of the audio input, along with random sub-sampling. We adopt the same optimization configuration as in NLP tasks, training the model using the AdamW optimizer with a cosine learning rate schedule for a total of 102,400 steps, with the first 5,120 steps reserved for warm-up. For pseudo-labeling, we leverage the

zero-shot classification capability of the Whisper [48] model. Additionally, we refine the zero-shot predictions using a prior-matching process based on the class distribution of the dataset, following [49]. The detailed procedure is explained in Appendix C.3. When running ZMT, we observed that some audio classification tasks performed significantly better with annealing applied ($\alpha_p = 1$), therefore we report the results with this setting. Detailed hyperparameter settings for each dataset are provided in Table 9.

Table 7: Hyperparameters of CIFAR100.

Image Size	32
Model	ViT-S-P4-32
Weight Decay	5e-4
Labeled Batch size	16
Unlabeled Batch size	16
Learning Rate	5e-4
Layer Decay Rate	0.5
Scheduler	$\eta = \eta_0 \cos\left(\frac{7\pi k}{16K}\right)$
Model EMA Momentum	0.0
Prediction EMA Momentum	0.999
Weak Augmentation	Random Crop, Random Horizontal Flip
Strong Augmentation	RandAugment [41]
α_p	0
λ_p	1.0

Table 8: Hyperparameters of NLP tasks.

Dataset	AG News	Yahoo! Answer	Amazon Review	Yelp Review
Max Length	512			
Model	Bert-Base			
Weight Decay	1e-4			
Labeled Batch size	4			
Unlabeled Batch size	4			
Learning Rate	5e-5	1e-4	5e-5	5e-5
Layer Decay Rate	0.65	0.65	0.75	0.75
Scheduler	$\eta = \eta_0 \cos\left(\frac{7\pi k}{16K}\right)$			
Model EMA Momentum	0.0			
Prediction EMA Momentum	0.999			
Weak Augmentation	None			
Strong Augmentation	Back-Translation [29]			
α_p	0			
λ_p	1.0			

Table 9: Hyperparameters of audio classification tasks.

Dataset	GTZAN	UrbanSound8k	ESC-50
Sampling Rate	16,000		
Max Length (Sec.)	3.0	4.0	5.0
Model	Wav2Vecv2-Base	HuBERT-Base	HuBERT-Base
Weight Decay	5e-4		
Labeled Batch size	8		
Unlabeled Batch size	8		
Learning Rate	2e-5	5e-5	1e-4
Layer Decay Rate	1.0	0.75	0.85
Scheduler	$\eta = \eta_0 \cos\left(\frac{7\pi k}{16K}\right)$		
Model EMA Momentum	0.0		
Prediction EMA Momentum	0.999		
Weak Augmentation	Random Sub-sample		
Strong Augmentation	Random Sub-sample, Random Gain, Random Pitch, Random Speed		
α_p	1	1	0
λ_p	0.5	1.0	0.5

C Details of Pseudo-label Generation Process

C.1 CIFAR100

To generate the pseudo-labels for CIFAR100 dataset using CLIP model, we follow the procedures of zero-shot classification in [42]. We compute the feature embedding of a given image, and for each label in candidate labels, we prompt the model with following prompt: **This is a photo of {label}** and get feature embedding. We then obtain the pseudo-label by finding the label that gives closest embedding to the image embedding, based on cosine similarity.

C.2 NLP classification tasks

C.2.1 Topic classification: AG News, Yahoo Answers

To obtain pseudo-labels for topic classification tasks, we use following prompting template with FLAN-T5 models for given input text:

Select the topic that the given article is about. The topics are: $\{candidate_labels\}$.

Article: $\{input_text\}$,
 Answer:

For AG News, the candidate labels are **world**, **sports**, **business**, **technology**, and for Yahoo Answers, the candidate labels are **society**, **science**, **health**, **education**, **computer**, **sports**, **business**, **entertainment**, **relationship**, **politics**. In case the output does not contain labels from candidate labels or is not parsable, we set the pseudo-label to be **world** for AG News, and **society** for the Yahoo Answers as the default label.

When obtaining pseudo-labels with Roberta-large, We simply compare the cosine similarities of encoder representations of input text and labels, similar to procedure described in Appendix C.2.

C.2.2 Amazon Review, Yelp Review

We use following prompt template with FLAN-T5 models for given input text to obtain the review text’s sentiment:

{input_text}
What is the sentiment of this review?

OPTIONS:
- very negative
- negative
- neutral
- positive
- very positive

In case of model output not being recognized as one of candidate labels, we select **neutral** as the default pseudo-label.

C.3 Audio classification tasks

For obtaining pseudo-labels with Whisper [48] model, we follow zero-shot approach introduced in [49]. Similar to procedure described in Appendix C.2, we first compute the feature representations of given audio and possible labels and compute the cosine similarity score for each pair of input audio and labels. Below table lists the prompt used for each dataset.

Table 10: Prompt used in generating pseudo-labels for audio tasks.

Task	Prompt
GTZAN	This is an audio of $\{class_label\}$ music.
Urbansound 8K, ESC50	This is a sound of $\{class_label\}$.

We also apply prior-matching process introduced in [50]. After obtaining the representations of audio and labels, normalized probability score of each class label is computed with softmax. Prior-matching procedure then re-weights class probability so that the output prior matches the true prior, which normally assumes uniform distribution. For detailed description of prior-matching with audio data, we refer to [49].

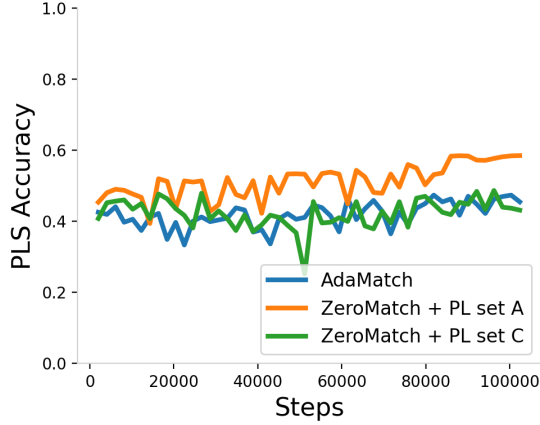
D Additional Experiments

D.1 Plotting PLS accuracy of unlabeled samples

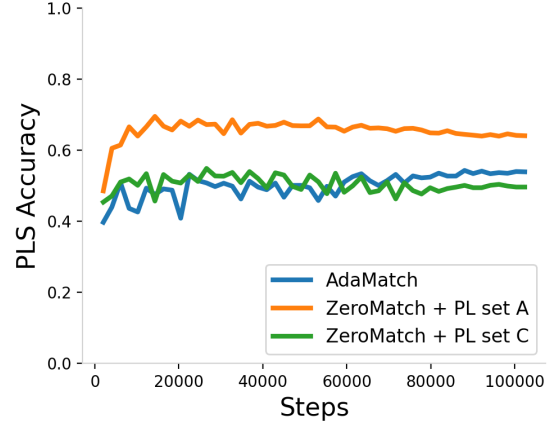
We plot the pseudo-label with supervision (PLS) of all unlabeled samples during training in Figure 3.

E Sensitivity Analysis

Sensitivity analysis results over hyperparameters (α_p, λ_p) on CIFAR100 are given in Table 11, and results on Yahoo Answers, Yelp Review are shown in Table 12. Results on ESC50 and GTZAN are shown in Table 13.



(a) Amazon Review.



(b) Urbansound 8k.

Figure 3: Pseudo-label with supervision accuracy on unlabeled samples. We observe that ZMT produces more accurate predictions on the unlabeled samples during training.

Table 11: Performance(error) of ZeroMatch with different configurations of (α_p, λ_p) on CIFAR100.

PL Set	Label size	100	200	400
A	(0, 0.5)	26.03±1.89	18.15±0.59	14.68±0.15
	(0, 1.0)	24.84±1.61	18.70±1.60	14.67±0.31
	(1, 0.5)	28.43±0.66	20.67±1.09	15.97±0.37
	(1, 1.0)	27.99±1.30	21.00±1.50	15.47±0.13
B	(0, 0.5)	28.23±1.02	22.19±1.43	16.20±0.56
	(0, 1.0)	26.03±1.97	21.75±0.51	16.32±0.22
	(1, 0.5)	27.79±0.82	19.95±0.89	15.80±0.12
	(1, 1.0)	30.92±1.70	21.58±1.41	16.13±0.42

Table 12: Performance(error) of ZeroMatch with different configurations of (α_p, λ_p) on NLP tasks.

PL Set	Dataset	Yahoo Answers			Yelp Review		
	Label size	250	500	2000	125	250	1000
A	(0, 0.5)	31.49±0.20	30.12±0.18	29.15±0.42	49.74±2.18	45.04±1.44	37.52±0.67
	(0, 1.0)	29.99±0.63	30.24±0.22	28.78±0.27	41.95±1.19	42.61±2.65	36.35±1.36
	(1, 0.5)	30.99±0.47	30.36±0.56	29.11±0.08	55.32±4.23	48.59±2.91	38.98±0.78
	(1, 1.0)	31.63±2.12	29.93±0.33	29.30±0.22	47.19±1.98	44.71±1.58	37.61±0.25
C	(0, 0.5)	33.71±1.48	32.47±0.51	30.56±0.11	57.61±0.57	49.45±2.18	40.41±0.86
	(0, 1.0)	33.40±0.13	32.95±0.44	30.78±0.53	56.12±4.36	46.17±2.19	41.69±0.45
	(1, 0.5)	33.96±0.45	32.97±1.13	30.61±0.41	58.78±2.93	49.92±2.07	41.48±0.59
	(1, 1.0)	34.05±0.36	32.64±0.18	31.24±0.31	58.84±2.40	47.54±3.15	40.77±0.59

Table 13: Performance(error) of ZeroMatch with different configurations of (α_p, λ_p) on audio tasks.

PL Set	Dataset	ESC50		GTZAN		
	label size	250	500	50	100	400
A	(0, 0.5)	33.50±0.72	30.00±1.96	35.60±2.14	33.40±0.85	22.40±0.49
	(0, 1.0)	34.50±1.41	31.50±1.76	45.47±1.52	39.87±2.54	25.40±1.38
	(1, 0.5)	34.75±1.20	30.00±1.81	34.67±1.44	30.33±1.58	20.40±1.46
	(1, 1.0)	34.50±2.06	28.00±1.12	34.60±2.27	28.33±2.68	21.87±0.35
C	(0, 0.5)	43.75±0.77	32.75±1.01	49.93±1.46	38.20±0.76	25.20±0.57
	(0, 1.0)	47.00±2.07	36.25±1.16	66.40±4.75	44.20±0.37	28.27±0.80
	(1, 0.5)	40.50±1.59	33.75±2.84	39.80±3.43	33.27±1.33	23.40±0.54
	(1, 1.0)	39.25±1.81	32.75±0.66	45.27±0.24	37.27±0.65	24.67±0.98