

IMPACTX: improving model performance by appropriately constraining the training with teacher explanations

Andrea Apicella, Salvatore Giugliano, Francesco Isgrò, Andrea Pollastro, Roberto Prevete
Department of Electrical Engineering and Information Technology, University of Naples Federico II

Abstract

The eXplainable Artificial Intelligence (XAI) research predominantly concentrates to provide explanations about AI model decisions, especially Deep Learning (DL) models. However, there is a growing interest in using XAI techniques to automatically improve the performance of the AI systems themselves.

This paper proposes *IMPACTX*, a novel approach that leverages XAI as a fully automated attention mechanism, without requiring external knowledge or human feedback. Experimental results show that *IMPACTX* has improved performance respect to the standalone ML model by integrating an attention mechanism based on XAI method outputs during the model training. Furthermore, *IMPACTX* directly provides proper feature attribution maps for the model's decisions, without relying on external XAI methods during the inference process.

Our proposal is evaluated using three widely recognized DL models (EfficientNet-B2, MobileNet, and LeNet-5) along with three standard image datasets: CIFAR-10, CIFAR-100, and STL-10. The results show that *IMPACTX* consistently improves the performance of all the inspected DL models across all evaluated datasets, and it directly provides appropriate explanations for its responses.

Keywords: XAI, performance improvement, deep learning, explanations, attribution maps

1 Introduction

The inner workings of modern Machine Learning (ML) and Deep Learning (DL) approaches are often opaque, leaving AI scientists to interpret the reason behind the provided outputs. eXplainable Artificial Intelligence (XAI) aims to provide insights into the internal mechanisms of AI models and/or the motivations behind their decisions, helping users to understand the outcomes produced by

This paper has been published on Artificial Intelligence Review journal. Please refer to the published version at <https://link.springer.com/article/10.1007/s10462-026-11564-z>

ML models. XAI approaches are adopted in several ML tasks applied to various types of inputs, including images [35, 3, 33], natural language processing, clinical support systems [39, 2], and more. However, it’s worth noting that while a considerable portion of the existing XAI literature focuses on providing explanations for AI systems [26, 31, 8], another emerging aim of the XAI studies is to improve the ML systems themselves [49]. Current literature on this topic often presents approaches that require human interactions, such as [46, 40, 18, 36, 32, 56, 42]. In these works, the human role can be viewed as a method of manually directing attention, guiding the model towards particular input features.

More recently, however, there has been a growing emphasis on using XAI techniques to autonomously improve machine learning systems as part of the training stage, without requiring a direct human intervention [49, 43, 27, 44]. The basic assumption is that explanations of the model outputs can improve the training of the ML systems to find better solutions. In particular, the employed XAI methods can be perceived as a type of attention mechanism [48] to able to lead the model towards improved performance (see for example [16]). This kind of approaches typically involved altering the training procedure or the model’s loss function to emphasize relevant information [51, 36, 28].

In this paper, we introduce IMPACTX (Improving Model Performance by Appropriately Predicting Correct eXplanations), a novel approach that leverages AI as an attention mechanism in a fully automated manner, without requiring external knowledge or human feedback. IMPACTX achieves two primary goals: (i) enhancing the performance of an ML model by integrating an attention mechanism trained on the output of an XAI method, and (ii) directly providing appropriate explanations for the model’s decisions, making the whole framework inherently *self-explanatory*. It is important to note that this self-explanatory capability is acquired at the end of the learning phase, whereas during the learning phase, IMPACTX relies on an external XAI method to refine and enhance the model’s self-explanatory ability. In a nutshell, this is achieved through a dual-branch model: the first branch consists of a feature extractor and a classifier, and the second branch is an Encoder-Decoder scheme that encodes useful information about relevant input features for classification. The interaction between these two branches guides the classifier during the classification task while simultaneously providing explanations for the given output by the Encoder-Decoder branch. As we will discuss in section 2, IMPACTX is different from other approaches not requiring direct human intervention because IMPACTX uses both augmented intermediate features and augmented loss function, and it is a model-agnostic approach.

To evaluate our proposal, we experimentally assess the ability of IMPACTX to both improve the performance of ML models and provide meaningful explanations in the form of attribution maps. This experimental evaluation is conducted on three widely recognized DL models: EfficientNet-B2, MobileNet, and LeNet-5. All the experiments are conducted using three standard image datasets: CIFAR-10, CIFAR-100, and STL-10.

The paper is organised as follows: section 2 provides an overview of related

works that use XAI to enhance machine learning systems. Our proposed method is detailed in section 3, followed by an outline of the experimental assessment in section 4. Section 5 presents the results of the experimental assessment, while section 5.3 comprehensively discusses these results, and concluding with final remarks in section 6.

2 Related works

Different kinds of explanations have been proposed to address the explainability problem [9, 14, 35, 29, 41], depending on both the AI system being explained and the XAI method adopted. A very common approach consists of providing visual-based explanations in terms of input feature importance scores, known as *attribution* or *relevance* maps. Examples of this approach include Activation Maximization (AM) [15], Layer-Wise Relevance Propagation (LRP) [9], Deep Taylor Decomposition [11, 34], Deconvolutional Network [53], Up-convolutional Network [52, 14], and SHAP method[29].

Importantly, in the context of enhancing ML systems by XAI methods, these methods can be viewed as a way of exploiting external knowledge which can be provided by human intervention, such as the annotation of attribution maps, or in a fully automated manner without the involvement of a human operator (see, for example, [20, 4]). However, as already mentioned in section 1, we note that a significant area of the literature focuses on improving ML models through human intervention in the context of XAI, as evidenced in several studies [46, 40, 18, 36, 32, 56, 42]. This aspect can also be deduced by [49], a recent survey of research works using XAI methods to improve ML systems. Moreover, [49] discusses efforts to improve ML models along different dimensions such as *performance*, *convergence*, *robustness*, and *efficiency*. For improving ML model performance with XAI, [49] isolates four main approaches: i) *augmenting the data*, explanations are utilized to generate artificial samples or to alter the distribution of data that provide insights into undesirable behaviors [46, 40]; ii) *augmenting the intermediate features*, by measuring feature importance through explanations, this information can be effectively used to scale, mask, or transform intermediate features to improve the model [1, 16, 5, 7]; iii) *augmenting the loss*, additional regularization terms based on explanations are incorporated into the loss training function [36, 22, 27]; iv) *augmenting the gradient*, information about the importance of the features provided by explanations can also be applied during the backpropagation pass by changing the gradient update [17].

As described in section 3, the proposed method, IMPACTX, focuses on improving the performance of an ML system and it is related to category ii) ‘augmenting the intermediate features’ and iii) ‘augmenting the loss’ in a fully automated manner without involvement of human knowledge in the learning step.

In this context, i.e., to improve ML system performance by XAI methods in an automated manner without involvement of human knowledge in the learning step, [10] propose Guided Zoom to improve the performance of models on visual

data, especially on fine-grained classification tasks (i.e., where the differences between classes are subtle), This method aims to improve fine-grained classification decisions by comparing consistency of the evidence for the incoming inputs with the evidence seen for correct classifications during the training. [30] (IDEAL) use local explanations in medical image analysis to select the most informative samples. The Guided Zoom [10] and IDEAL [30] methods differ from our approach in that they use XAI to augment the data. In [17] variants of parameter gradient augmentation based on LRP [33] are introduced. Moreover, a number of methods [38, 55, 22, 5] mask the input features using XAI techniques with the aim of improving performance.

In [44] LRP explanations [33] led an ML model to focus on the important features during the training stage of a few-shot classification task. [27] incorporate a contrastive comparison between heatmaps of two different categories as part of the loss function. In [43], a retraining strategy is proposed that uses Shapley values [29] to assign specific training weights to misclassified data samples, thereby improving model predictions.

We underline that all the previously described approach differ from our proposal insofar as we use both augmented intermediate features and augmented loss function.

By contrast, the works described in [16, 7] appear to share a number of common aspects with our proposal. In particular, [16] uses, similarly to what we propose, an additional attention branch, the Attention Branch Network (ABN), to improve deep Convolutional Neural Networks (CNN). The ABN extends Class Activation Mapping (CAM) [54] to generate explanations and use this knowledge to improve performance. However, ABN differs from our proposal since it is a not model-agnostic approach (i.e. it requires access to the internal mechanisms of the ML model and is dedicated to CNN models), while our approach can be applied to any type of ML models without knowledge about the internal mechanisms of the model itself. Moreover, ABN employs an input mask-based strategy with attention masks generated during the training phase, while our approach augments intermediate features and the loss training function exploiting XAI explanations. Similarly, in [7] we proposed an architecture composed of an additional attention branch in terms of an explanation encoder designed to augment the intermediate features through Weighted Average Explanations (WAE) obtained by Shapley values [29].

Summarizing, since the literature works which seem more similar to our proposal are ABN [16] and WAE [7], a direct comparison between ABN, WAE and the proposal of this work will be made in sec. 5.

3 IMPACTX framework

3.1 Adopted assumptions and notation

In its simplest form, a typical ML classification system \mathcal{A} can be usually viewed as the composition of two main components: a feature extractor M (for example,

in a feed forward DNN model, it usually corresponds to the DNN first layers) and a classification component Q (usually corresponding, in a feed forward model, to the remaining part of the classification process) s.t. $\hat{y} = \mathcal{A}(\mathbf{x}) = Q(M(\mathbf{x})) \in \{1, \dots, K\}$ is the estimated class of the input $\mathbf{x} \in \mathbb{R}^d$. Without losing in generality, in this paper, we consider Q as just the final function to compute the inferred class from a given vectors of K scores, i.e. $Q(\mathbf{m}) = \arg \max(\text{softmax}(\mathbf{m}))$ with $\mathbf{m} \in \mathbb{R}^K$. After a proper learning procedure, M is a model able to represent a given \mathbf{x} in a K -component array where the k -th component with $1 \leq k \leq K$ represents a score of \mathbf{x} to belong to the k -th class. An example of M can be all the layers of a DNN before the final softmax function. However, in general every model able to project \mathbf{x} in a given feature space can be adopted as M (such as a sequence of layers of a DNN able to extract features from an input \mathbf{x}). We define with $y \in \{1, \dots, K\}$ a scalar representing the correct label of an input \mathbf{x} in a K -class classification problem. Let S^T be a training dataset of N labeled instances, i.e. $S^T = \{(\mathbf{x}^{(i)}, y^{(i)})\}_{i=1}^N$, and S^E a test dataset composed of J instances used only to evaluate an ML model, i.e. $S^E = \{(\mathbf{x}^{(j)}, y^{(j)})\}_{j=1}^J$.

3.2 General description

IMPACTX is a double-branch architecture such that, when applied to a classifier \mathcal{A} , the resulting architecture outperforms the standalone $\mathcal{A}(\mathbf{x}) = Q(M(\mathbf{x}))$, both appropriately trained. In addition, this enhanced architecture also provides input attribution maps relative to the output obtained.

IMPACTX framework is composed of two branches that interact each other (see figure 1):

1. The first branch (on the top) is composed of a Feature Extractor M , able to extract significant features from the input with the goal to classify the input \mathbf{x} , and a K -class classifier C , able to return an estimated class \hat{y} of the input \mathbf{x} .
2. The second branch (at the bottom) is responsible for the attention mechanism of IMPACTX. It is composed of a Latent Explanation Predictor (LEP) module, able to extract essential information from the input features with the goal to compute an attribution map of the input respect to the classification response, and a Decoder D , able to effectively produce an attribution map of the input \mathbf{x} .

Thus, the goal of IMPACTX is to build an estimated class $\hat{y} = C(\mathbf{m}, \mathbf{z})$ exploiting both the $\mathbf{m} = M(\mathbf{x})$ and $\mathbf{z} = LEP(\mathbf{x})$ outputs, and at the same time to obtain a predicted attribution map $\hat{\mathbf{r}}$ with respect to \hat{y} .

In the next section we will discuss in detail how IMPACTX can be trained to obtain this goal.

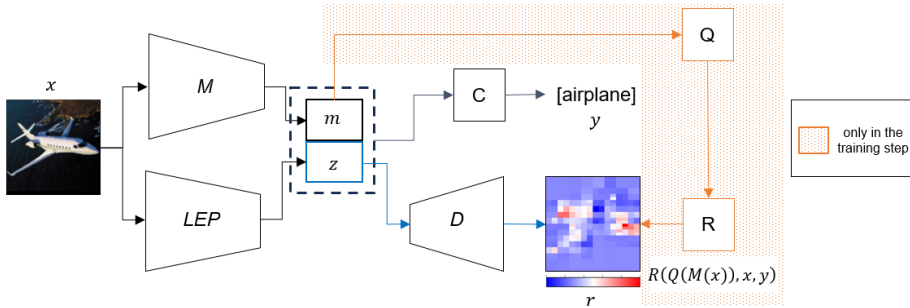


Figure 1: An overview of the IMPACTX framework. In the training phase of IMPACTX, both M and LEP receive \mathbf{x} , generating \mathbf{m} and \mathbf{z} respectively. These are combined for classification by C . In particular, LEP and D exploit the $R(\mathcal{A}(\mathbf{x}), \mathbf{x}, y)$ explanations. The architecture is trained using a loss function that merges MSE and CE to optimize explanation reconstruction and improve classification performance. In the inference step of IMPACTX, $C(\mathbf{m}, \mathbf{z})$ predicts the class \hat{y} and $LEP - D(\mathbf{x})$ reconstructs the explanation \mathbf{r} of the input \mathbf{x} .

3.3 Training IMPACTX

The training phase of the IMPACTX approach is depicted in figure 1. Both M and LEP receive \mathbf{x} as input, producing the corresponding outputs \mathbf{m} and \mathbf{z} . These outputs are concatenated and forwarded to the classifier C . Additionally, \mathbf{z} is decoded by the decoder D , responsible for reconstructing the explanation \mathbf{r} . In other words, LEP and D act as an Encoder-Decoder which is constrained to learn an encoding of the explanations by the internal variables \mathbf{z} . C leverages the combined knowledge of M and LEP . Therefore, for a new data point $\mathbf{x}^{(j)}$, the estimated output $\hat{y}^{(j)}$ is defined as:

$$\hat{y}^{(j)} = \arg \max \left(\text{softmax} \left(C \left(M(\mathbf{x}^{(j)}), LEP(\mathbf{x}^{(j)}) \right) \right) \right).$$

Consequently, IMPACTX wants to solve the classification task and, at the same time, to construct a predicted attribution map \mathbf{r} using the decoder D and the LEP module.

Importantly, the effective IMPACTX training can be made in at least two ways:

- *Single-stage training:* All IMPACTX modules are trained simultaneously on S^T , with the attribution maps $\mathbf{r}^{(i)}$ for each sample in S^T generated at the end of each training iteration. In this case, classification performance can be improved by using increasingly accurate attribution maps, $\mathbf{r}^{(i)}$. Ideally, this creates a positive feedback loop where both the classification and the generation of attribution maps are mutually enhanced. Conversely, computing the attribution maps at each iteration can be computationally expensive and, at the same time, the generated attribution maps $\mathbf{r}^{(i)}$ may have very poor significance in the

early learning epochs since M , LEP and D weights are initialised to random values.

- *Two-stage training*: This training approach is divided into two stages. In the first stage, the parameters of the whole classifier $\mathcal{A}(\cdot)$ are trained and initially evaluated on S^T . Then, at the end of the first training stage, the attribution maps $\mathbf{r}^{(i)}$ for each sample in S^T are produced with respect to the true class label. In the second training stage, the remaining modules C , D , and LEP are trained while keeping M frozen. In particular, the targets of the branch $LEP-D$ are the corresponding attribution maps previously computed at the end of the first stage. Since the attribution maps are computed just one time, two-stage training results less expensive than single-stage training.

In both the training approaches, the architecture is trained using a loss function that combines together Mean Squared Error (MSE) between the true class attribution map $\mathbf{r}^{(i)}$ (see sec. 3.4) and the output of the $LEP-D$ branch, and the Cross Entropy (CE) loss between the true class label $y^{(i)}$ and the prediction from C . The resulting loss function can be formalized as follows:

$$L = CE(y^{(i)}, C(\mathbf{m}^{(i)}, \mathbf{z}^{(i)})) + \lambda \cdot MSE(\mathbf{r}^{(i)}, LEP - D(\mathbf{x}^{(i)})) \quad (1)$$

where λ represents a regularization parameter. This approach lead $\mathbf{z}^{(i)}$ to be optimized respect to the attribution reconstruction error while maintaining robust classification performance simultaneously.

3.4 Generating the attribution-based explanations

We use an XAI attribution method R to generate attribution maps \mathbf{r} on \mathbf{x} about the true class label y based on $\mathcal{A}(\mathbf{x})$. In particular, for each available training data $\mathbf{x}^{(i)}$ in S^T , an attribution map $\mathbf{r}^{(i)}$ corresponding to the true class label $y^{(i)}$ when $\mathbf{x}^{(i)}$ is the input of $\mathcal{A}(\mathbf{x}^{(i)}) = Q(M(\mathbf{x}^{(i)}))$, is produced adopting R . The objective is to get an attribution map aligned with the true class label $y^{(i)}$ for each training data $\mathbf{x}^{(i)}$. Therefore, we adopt as R an XAI method that provides explanations not only for the predicted class, but also for each possible class, which we denote as $R(\mathcal{A}, \mathbf{x}, k) = \mathbf{r}_k$, where k represents the class for which we need the explanation. Therefore, the attribution map corresponding to the true class label provided in the training data results $\mathbf{r}^{(i)} = R(\mathcal{A}(\mathbf{x}^{(i)}), \mathbf{x}^{(i)}, y^{(i)})$.

4 Experimental setup

In this section, we present a series of experiments aimed at evaluating the IMPACTX framework with respect to two different capabilities: to improve the performance of ML models and to provide meaningful explanations in the form of attribution maps. The performance of IMPACTX is evaluated on several standard classification tasks, comparing its results with similar methods in the literature, namely ABN [16] and WAE [7], and with IMPACTX itself without the attention mechanism provided by the bottom branch (we considered it as *baseline*). Following this, we present both qualitative and quantitative analyses

to assess the validity of the attribution maps generated by IMPACTX. The attribution maps’ qualitative analysis focuses on how the explanations highlight significant parts of the elements to be classified, which we expect to be aligned with human user expectations, providing intuitive insights into the model’s decision-making process. Meanwhile, the quantitative evaluation employs MoRF (Most Relevant First) [37] curves to measure the relevance of the features identified by the attribution maps, therefore if the provided attribution maps can be considered reliable explanations of the framework.

The following subsections provide detailed information on the datasets used, the attribution generator algorithm R , the IMPACTX modules’ architectures and the learning procedure.

4.1 Datasets

The benchmark datasets used in this study include CIFAR-10, CIFAR-100, and STL-10.

- CIFAR-10 [24] comprises 60,000 color images categorized into ten classes: airplane, automobile, bird, cat, deer, dog, frog, horse, ship, and truck. The dataset is split into 50,000 training images and 10,000 test images, all sized 32×32 pixels.
- CIFAR-100 [24] contains 60,000 color images grouped into 100 categories, with 50,000 training images and 10,000 test images, all sized 32×32 pixels.
- STL-10 [12] dataset comprises images classified into ten classes: airplane, bird, car, cat, deer, dog, horse, monkey, ship, and truck. Each image is 96×96 pixels, and the dataset includes 5,000 training images and 8,000 test images.

4.2 Explanation Generator Algorithm

We have adopted the SHAP method [29] as R . This choice was motivated by the fact that SHAP is a prominent technique in XAI that provides explanations in terms of attribution maps, and provides explanations not only for the predicted class, but also for each possible class, as required by our approach. For this study, in particular, we employed the *Partition Explainer algorithm* as specific version of SHAP, with 2000 evaluations to obtain the final explanations [29].

4.3 IMPACTX modules and the two-stage training

We evaluated IMPACTX using three distinct models for M : LeNet-5 [25], MobileNet [19] pre-trained on ImageNet [13], and EfficientNet-B2 [45] pre-trained on the Noisy Student weights [50]. The focus of this study is oriented to the interpretation of the model and to the explanation of the influence of the input characteristics on the models’ prediction.

The Latent Explanation Predictor LEP module is built starting from the architecture of selected \mathcal{A} , replacing the last fully-connected layers by a fully-connected layer with a dimensionality of 512 and a sigmoid activation function. The architecture of the Decoder used for CIFAR-10 and CIFAR-100 datasets is depicted in fig. 2. In case of STL-10, an additional sequence of [Conv, Conv, UpSampling] layers was included in the decoder due to the different input dimensions of STL-10 images compared to CIFAR-10/100. It should be emphasised again that the Latent Explanation Predictor - Decoder ($LEP - D$) extracts insights and relationships concerning both the visual features of the input image and the corresponding attribution scores found during the training phase. The outputs of M and LEP , representing the extracted features from \mathbf{x} and the encoding attribution \mathbf{z} respectively, are concatenated and then fed into the final classifier C . The classifier C is a shallow fully-connected neural network with outputs equal to the number of classes.

Table 1: Variation ranges for the grid search optimization strategy.

	Hyperparameter	Range
\mathcal{A}	Batch Size	{16, 32, 64}
	Learning Rate	[0.0001, 0.01] with step of 0.0005
	Validation Fraction	{0.05, 0.1, 0.2}
$IMPACTX$	λ	[0.2, 1.4] with step of 0.2

As discussed in sec. 3.3, we used the two-stage training because it is less expensive than single-stage training. Thus, following this learning strategy, in the first stage learning, the hyperparameters batch size, learning rate, and validation fraction values were determined through a grid-search approach, and each \mathcal{A} model is fine-tuned on each selected dataset. Grid-search ranges are detailed in table 1. After the first stage learning, in the second stage learning, the parameters of LEP , D , and C are learned while maintaining the parameters of M fixed (see fig. 1). The D architecture is reported in fig. 2. The optimal value for the λ regularization parameter in eq. 1 was established via hyperparameter grid-search, and the values used for the search are detailed in table 1. Final performance on the test set for each dataset is computed.

4.4 Evaluation measures

We evaluated IMPACTX for its performance in the classification tasks and for the attribution maps that it generates. Performances on classification tasks were measured in terms of accuracy on the standard test sets provided with each dataset. The proposed method was subjected to a comparative analysis with the baseline \mathcal{A} (which can be seen as IMPACTX itself without the attention mechanism provided by the bottom branch), ABN [16] and WAE [7] approaches. Instead, the attribution maps are evaluated both qualitatively and quantitatively, reporting respectively examples of the obtained attribution maps and MoRF (Most Relevant First) curves [37]. MoRF curves are widely used in XAI research to assess proposed explanations [23, 6, 47, 21]. Essentially, im-

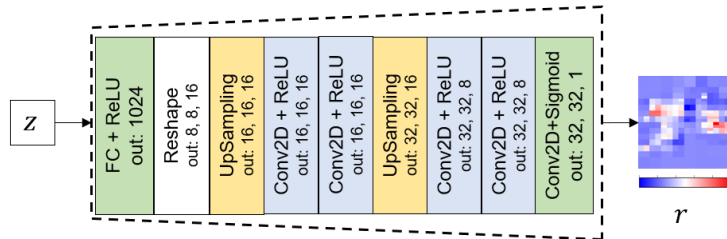


Figure 2: The Decoder architecture designed for the CIFAR-10 and CIFAR-100 datasets. The architecture is composed of convolutional (Conv2D), fully connected (FC), and UpSampling layers. The kernel size is 3×3 for all the convolutional layers, while the number of filters is given by the third dimension of the output shape.

age regions are iteratively replaced by random noise and fed to the ML model, following the descending order of relevance values indicated by the attribution map. Thus, the more relevant the identified features are for the classification output, the steeper the curve. MoRF curves offer a quantitative measure of how well an attribution map explains the behavior of an ML system. Summarizing, the qualitative aspect is important for understanding how closely the obtained explanation aligns with the user’s intuitive expectations, while the quantitative evaluation aims to provide a measure of how valid the attribution maps are as explanations.

5 Results and Discussion

5.1 Performance

Tab. 2 shows the performance of different architectures $\mathcal{A}(\cdot)$ (that are LeNet-5, MobileNet, and EfficientNet-B2) on CIFAR-10, CIFAR-100, and STL-10 test sets with (IMPACTX column) and without (baseline column) IMPACTX, in terms of accuracy. In the same table, results obtained by ABN and WAE are reported.

One can note that IMPACTX produced a uniform improvements with respect the baseline on all the selected datasets independently from the classification architecture used. At same way, IMPACTX obtained better results with respect the other selected approaches.

5.2 Evaluating attribution maps

In this section we want to evaluate if the attribution maps directly obtained by IMPACTX can be considered as explanations of the IMPACTX classification responses. To this aim, we compare them with the explanations given by R (that is, in this experimental setup, SHAP) outputs when applied on IMPACTX itself. In figures 3, 4 and 5 (left side), examples from the CIFAR-10,

Table 2: Accuracy (%) scores on CIFAR-10, CIFAR-100 and STL-10 test sets. Best results are reported in in boldface

	Model	Baseline \mathcal{A}	IMPACTX	ABN [16]	WAE [7]
CIFAR-10	LeNet-5	67.96	70.65	68.49	68.10
	MobileNet	94.63	96.27	95.41	94.75
	EfficientNet-B2	98.06	98.38	98.19	98.08
CIFAR-100	LeNet-5	36.23	39.49	37.62	36.20
	MobileNet	76.72	79.37	78.24	76.98
	EfficientNet-B2	87.88	89.06	88.89	88.27
STL-10	LeNet-5	52.59	55.86	53.36	52.99
	MobileNet	91.07	95.79	92.71	91.42
	EfficientNet-B2	98.76	99.00	98.59	98.65

CIFAR-100, and STL-10 test sets are presented (column 1). The examples are reported considering the experiments made on *LeNet-5*. For each example, the class and score given by IMPACTX are provided. Furthermore, in the same figures are reported the attribution maps obtained by the explanation method SHAP (column 2), along with the attribution maps obtained by IMPACTX (column 3). For each input, MoRF curves for SHAP and IMPACTX attribution maps are also reported (column 4). The same comparison is reported for ABN architecture (right side). Interestingly, while both IMPACTX and ABN qualitatively emphasize input features that intuitively seem more relevant for their respective classes, the MoRF curves reveal different behaviors quantitatively. Specifically, the MoRF curves indicate that the most relevant elements identified by ABN have a lesser impact on classification compared to those selected by SHAP. Conversely, an opposite pattern is observed between IMPACTX and SHAP. The most relevant features highlighted by IMPACTX prove to be more influential for classification than those identified by SHAP.

5.3 Discussion

The experimental results show that IMPACTX performs better on the classification tasks than ML models that do not use the IMPACTX framework, while providing attribution maps that can be considered more reliable explanations than those provided by post-hoc XAI methods. In particular, on the performance side, the interaction between the IMPACTX branches enhances the model’s ability to focus on relevant features, thereby improving classification performance. During training, IMPACTX emphasizes features identified as relevant to the model’s decisions, leading to more accurate outcomes. In fact, IMPACTX’s training process is designed to focus on the features identified as important to the model’s decisions. Furthermore, regarding the construction of the attribution maps by the bottom branch, the ability of IMPACTX in providing accurate attribution maps can be attributed to its integrated approach of decision and justification at inference time, which contrasts with the external nature of post-hoc methods such as SHAP. This integration allows IMPACTX to generate attribution maps that more accurately reflect the model’s decision-




Figure 3: Images from the CIFAR-10 test set. The images have been filtered for better visualisation.

making process. Interestingly, attribution maps generated by IMPACTX seems to be better explanations compared to ABN. This is likely because IMPACTX’s attentional mechanism is designed to consider the true class label during training, whereas ABN’s CAM-based approach relies on class scores obtained during




Figure 4: Images from the CIFAR-100 test set. The images have been filtered for better visualisation.

training.




Figure 5: Images from the STL-10 test set. The images have been filtered for better visualisation.

6 Conclusion

In conclusion, experimental results showed that IMPACTX is able to include XAI strategies into the ML pipeline positively affecting the performance. Fur-

thermore, IMPACTX computes valid explanations for its outputs at inference time, without relying on external XAI methods after the inference process. In particular, the experimental assessment shows the effectiveness of the incorporated latent explanation predictor *LEP* in extracting useful knowledge. This knowledge can be used both to the ML task and to provide explanations about the model’s outputs. It’s noteworthy that *LEP* is constructed based on explanations related to true classes extracted by a specific XAI method from the training set where the model was trained, while the decoder *D* is able to provide useful explanations regarding the model outputs. As future research, it could be valuable to explore the impact of this approach by employing different XAI methods, architectures, and datasets than those used to train the IMPACTX framework. Furthermore, in this study IMPACTX was trained using the two-stage training approach described in sec. 3.3, and this choice was primarily driven by computational resource constraints. Thus, it may be interesting in future work to compare two-stage training with single-stage training. Finally, we note that the qualitative analysis of the IMPACTX attribution maps seems to indicate that the ML system, together with its reliability in explaining the model decisions confirmed by the MoRF curves, tends to focus on aspects similar to those that could be obtained by human attention when making decisions. Although this aspect should be better investigated in future work, this possible alignment suggests that the model has effectively learned to prioritise features that are inherently relevant to the task, similar to how a human would approach the same task. Notably, it seems that such a human-like focus not only enhances the interpretability of the model’s decisions, but also contributes to improved performance in performing the ML tasks, as shown in sec. 5.

References

- [1] Christopher J Anders, Leander Weber, David Neumann, Wojciech Samek, Klaus-Robert Müller, and Sebastian Lapuschkin. Finding and removing clever hans: using explanation methods to debug and improve deep models. *Information Fusion*, 77:261–295, 2022.
- [2] Giovanni Annuzzi, Andrea Apicella, Pasquale Arpaia, Lutgarda Bozzetto, Sabatina Criscuolo, Egidio De Benedetto, Marisa Pesola, Roberto Prevete, and Ersilia Vallefucio. Impact of nutritional factors in blood glucose prediction in type 1 diabetes through machine learning. *IEEE Access*, 11:17104–17115, 2023.
- [3] A. Apicella, F. Isgrò, R. Prevete, A. Sorrentino, and G. Tamburrini. Explaining classification systems using sparse dictionaries. *ESANN 2019 - Proceedings, 27th European Symposium on Artificial Neural Networks, Computational Intelligence and Machine Learning*, page 495 – 500, 2019.

- [4] Andrea Apicella, Anna Corazza, Francesco Isgrò, and Giuseppe Vettigli. Integration of context information through probabilistic ontological knowledge into image classification. *Information*, 9(10):252, 2018.
- [5] Andrea Apicella, Luca Di Lorenzo, Francesco Isgrò, Andrea Pollastro, and Roberto Prevete. Strategies to exploit xai to improve classification systems. *Communications in Computer and Information Science*, 1901 CCIS:147 – 159, 2023.
- [6] Andrea Apicella, Salvatore Giugliano, Francesco Isgrò, and Roberto Prevete. Exploiting auto-encoders and segmentation methods for middle-level explanations of image classification systems. *Knowledge-Based Systems*, 255:109725, 2022.
- [7] Andrea Apicella, Salvatore Giugliano, Francesco Isgrò, and Roberto Prevete. Shap-based explanations to improve classification systems. In *Proceedings of the 4th Italian Workshop on Explainable Artificial Intelligence co-located with 22nd International Conference of the Italian Association for Artificial Intelligence(AI&IA 2023), Roma, Italy, November 8, 2023*, volume 3518 of *CEUR Workshop Proceedings*, pages 76–86. CEUR-WS.org, 2023.
- [8] Alejandro Barredo Arrieta, Natalia Díaz-Rodríguez, Javier Del Ser, Adrien Bennetot, Siham Tabik, Alberto Barbado, Salvador García, Sergio Gil-López, Daniel Molina, Richard Benjamins, et al. Explainable artificial intelligence (xai): Concepts, taxonomies, opportunities and challenges toward responsible ai. *Information Fusion*, 58:82–115, 2020.
- [9] Sebastian Bach, Alexander Binder, Grégoire Montavon, Frederick Klauschen, Klaus-Robert Müller, and Wojciech Samek. On pixel-wise explanations for non-linear classifier decisions by layer-wise relevance propagation. *PloS one*, 10(7):e0130140, 2015.
- [10] Sarah Adel Bargal, Andrea Zunino, Vitali Petsiuk, Jianming Zhang, Kate Saenko, Vittorio Murino, and Stan Sclaroff. Guided zoom: Zooming into network evidence to refine fine-grained model decisions. *IEEE Transactions on Pattern Analysis and Machine Intelligence*, 43(11):4196–4202, 2021.
- [11] Alexander Binder, Grégoire Montavon, Sebastian Lapuschkin, Klaus-Robert Müller, and Wojciech Samek. Layer-wise relevance propagation for neural networks with local renormalization layers. In *International Conference on Artificial Neural Networks*, pages 63–71, Barcelona, Spain, 2016. Springer.
- [12] Adam Coates, Andrew Ng, and Honglak Lee. An analysis of single-layer networks in unsupervised feature learning. In *Proceedings of the fourteenth international conference on artificial intelligence and statistics*, pages 215–223. JMLR Workshop and Conference Proceedings, 2011.

- [13] Jia Deng, Wei Dong, Richard Socher, Li-Jia Li, Kai Li, and Li Fei-Fei. Imagenet: A large-scale hierarchical image database. In *2009 IEEE conference on computer vision and pattern recognition*, pages 248–255. Ieee, 2009.
- [14] A. Dosovitskiy and T. Brox. Inverting visual representations with convolutional networks. In *Proceedings of the IEEE Conference on Computer Vision and Pattern Recognition*, pages 4829–4837, Las Vegas, USA, 2016.
- [15] D. Erhan, Y. Bengio, . Courville, and P. Vincent. Visualizing higher-layer features of a deep network. *University of Montreal*, 1341(3):1, 2009.
- [16] Hiroshi Fukui, Tsubasa Hirakawa, Takayoshi Yamashita, and Hironobu Fujiyoshi. Attention branch network: Learning of attention mechanism for visual explanation. In *Proceedings of the IEEE/CVF conference on computer vision and pattern recognition*, pages 10705–10714, 2019.
- [17] Jin ha Lee, Ik hee Shin, Sang gu Jeong, Seung-Ik Lee, Muhammad Zaigham Zaheer, and Beom-Su Seo. Improvement in deep networks for optimization using explainable artificial intelligence. In *2019 International Conference on Information and Communication Technology Convergence (ICTC)*, pages 525–530. IEEE, 2019.
- [18] Misgina Tsighe Hagos, Kathleen M Curran, and Brian Mac Namee. Impact of feedback type on explanatory interactive learning. In *International Symposium on Methodologies for Intelligent Systems*, pages 127–137. Springer, 2022.
- [19] Andrew G. Howard, Menglong Zhu, Bo Chen, Dmitry Kalenichenko, Weijun Wang, Tobias Weyand, Marco Andreetto, and Hartwig Adam. Mobilenets: Efficient convolutional neural networks for mobile vision applications, 2017.
- [20] Zhiting Hu, Xuezhe Ma, Zhengzhong Liu, Eduard Hovy, and Eric Xing. Harnessing deep neural networks with logic rules. In Katrin Erk and Noah A. Smith, editors, *Proceedings of the 54th Annual Meeting of the Association for Computational Linguistics (Volume 1: Long Papers)*, pages 2410–2420, Berlin, Germany, August 2016. Association for Computational Linguistics.
- [21] Mir Riyanul Islam, Mobyen Uddin Ahmed, Shaibal Barua, and Shahina Begum. A systematic review of explainable artificial intelligence in terms of different application domains and tasks. *Applied Sciences*, 12(3):1353, 2022.
- [22] Aya Abdelsalam Ismail, Hector Corrada Bravo, and Soheil Feizi. Improving deep learning interpretability by saliency guided training. *Advances in Neural Information Processing Systems*, 34:26726–26739, 2021.

- [23] Ioannis Kakogeorgiou and Konstantinos Karantzalos. Evaluating explainable artificial intelligence methods for multi-label deep learning classification tasks in remote sensing. *International Journal of Applied Earth Observation and Geoinformation*, 103:102520, 2021.
- [24] A. Krizhevsky and G. Hinton. Learning multiple layers of features from tiny images. *Master’s thesis, Department of Computer Science, University of Toronto*, 2009.
- [25] Yann LeCun, Léon Bottou, Yoshua Bengio, and Patrick Haffner. Gradient-based learning applied to document recognition. *Proceedings of the IEEE*, 86(11):2278–2324, 1998.
- [26] Zachary C Lipton. The mythos of model interpretability: In machine learning, the concept of interpretability is both important and slippery. *Queue*, 16(3):31–57, 2018.
- [27] Biao Liu, Xiaoyu Wu, and Bo Yuan. Icel: Learning with inconsistent explanations. In *ICASSP 2023-2023 IEEE International Conference on Acoustics, Speech and Signal Processing (ICASSP)*, pages 1–5. IEEE, 2023.
- [28] Frederick Liu and Besim Avci. Incorporating priors with feature attribution on text classification. In Anna Korhonen, David Traum, and Lluís Màrquez, editors, *Proceedings of the 57th Annual Meeting of the Association for Computational Linguistics*, pages 6274–6283, Florence, Italy, July 2019. Association for Computational Linguistics.
- [29] Scott M Lundberg and Su-In Lee. A unified approach to interpreting model predictions. In I. Guyon, U. V. Luxburg, S. Bengio, H. Wallach, R. Fergus, S. Vishwanathan, and R. Garnett, editors, *Advances in Neural Information Processing Systems 30*, pages 4765–4774. Curran Associates, Inc., 2017.
- [30] Dwarikanath Mahapatra, Alexander Poellinger, Ling Shao, and Mauricio Reyes. Interpretability-driven sample selection using self supervised learning for disease classification and segmentation. *IEEE transactions on medical imaging*, 40(10):2548–2562, 2021.
- [31] Tim Miller. Explanation in artificial intelligence: Insights from the social sciences. *Artificial intelligence*, 267:1–38, 2019.
- [32] Masahiro Mitsuhashi, Hiroshi Fukui, Yusuke Sakashita, Takanori Ogata, Tsubasa Hirakawa, Takayoshi Yamashita, and Hironobu Fujiyoshi. Embedding human knowledge into deep neural network via attention map. In Giovanni Maria Farinella, Petia Radeva, José Braz, and Kadi Bouatouch, editors, *Proceedings of the 16th International Joint Conference on Computer Vision, Imaging and Computer Graphics Theory and Applications, VISIGRAPP 2021, Volume 5: VISAPP, Online Streaming, February 8-10, 2021*, pages 626–636. SCITEPRESS, 2021.

- [33] Grégoire Montavon, Alexander Binder, Sebastian Lapuschkin, Wojciech Samek, and Klaus-Robert Müller. Layer-wise relevance propagation: an overview. *Explainable AI: interpreting, explaining and visualizing deep learning*, pages 193–209, 2019.
- [34] Grégoire Montavon, Sebastian Lapuschkin, Alexander Binder, Wojciech Samek, and Klaus-Robert Müller. Explaining nonlinear classification decisions with deep taylor decomposition. *Pattern Recognition*, 65:211–222, 2017.
- [35] Marco Tulio Ribeiro, Sameer Singh, and Carlos Guestrin. ”why should i trust you?” explaining the predictions of any classifier. In *Proceedings of the 22nd ACM SIGKDD international conference on knowledge discovery and data mining*, pages 1135–1144, 2016.
- [36] Andrew Slavin Ross, Michael C. Hughes, and Finale Doshi-Velez. Right for the right reasons: Training differentiable models by constraining their explanations. In *Proceedings of the Twenty-Sixth International Joint Conference on Artificial Intelligence, IJCAI-17*, pages 2662–2670, 2017.
- [37] Wojciech Samek, Alexander Binder, Grégoire Montavon, Sebastian Lapuschkin, and Klaus-Robert Müller. Evaluating the visualization of what a deep neural network has learned. *IEEE transactions on neural networks and learning systems*, 28(11):2660–2673, 2016.
- [38] Dominik Schiller, Tobias Huber, Florian Lingenfelser, Michael Dietz, Andreas Seiderer, and Elisabeth André. Relevance-based feature masking: Improving neural network based whale classification through explainable artificial intelligence. 2019.
- [39] Tjeerd AJ Schoonderwoerd, Wiard Jorritsma, Mark A Neerincx, and Karel Van Den Bosch. Human-centered xai: Developing design patterns for explanations of clinical decision support systems. *International Journal of Human-Computer Studies*, 154:102684, 2021.
- [40] Patrick Schramowski, Wolfgang Stammer, Stefano Teso, Anna Brugger, Franziska Herbert, Xiaoting Shao, Hans-Georg Luigs, Anne-Katrin Mahlein, and Kristian Kersting. Making deep neural networks right for the right scientific reasons by interacting with their explanations. *Nature Machine Intelligence*, 2(8):476–486, 2020.
- [41] Ramprasaath R Selvaraju, Michael Cogswell, Abhishek Das, Ramakrishna Vedantam, Devi Parikh, and Dhruv Batra. Grad-cam: Visual explanations from deep networks via gradient-based localization. In *Proceedings of the IEEE international conference on computer vision*, pages 618–626, 2017.
- [42] Ramprasaath R Selvaraju, Stefan Lee, Yilin Shen, Hongxia Jin, Shalini Ghosh, Larry Heck, Dhruv Batra, and Devi Parikh. Taking a hint: Leveraging explanations to make vision and language models more grounded. In

- Proceedings of the IEEE/CVF international conference on computer vision*, pages 2591–2600, 2019.
- [43] Huawei Sun, Lorenzo Servadei, Hao Feng, Michael Stephan, Avik Santra, and Robert Wille. Utilizing explainable ai for improving the performance of neural networks. In *2022 21st IEEE International Conference on Machine Learning and Applications (ICMLA)*, pages 1775–1782. IEEE, 2022.
 - [44] Jiamei Sun, Sebastian Lapuschkin, Wojciech Samek, Yunqing Zhao, Ngai-Man Cheung, and Alexander Binder. Explanation-guided training for cross-domain few-shot classification. In *2020 25th International Conference on Pattern Recognition (ICPR)*, pages 7609–7616. IEEE, 2021.
 - [45] Mingxing Tan and Quoc Le. Efficientnet: Rethinking model scaling for convolutional neural networks. In *International conference on machine learning*, pages 6105–6114. PMLR, 2019.
 - [46] Stefano Teso and Kristian Kersting. Explanatory interactive machine learning. In *Proceedings of the 2019 AAAI/ACM Conference on AI, Ethics, and Society*, pages 239–245, 2019.
 - [47] Erico Tjoa and Cuntai Guan. Quantifying explainability of saliency methods in deep neural networks with a synthetic dataset. *IEEE Transactions on Artificial Intelligence*, 4(4):858–870, 2022.
 - [48] A Vaswani. Attention is all you need. *Advances in Neural Information Processing Systems*, 2017.
 - [49] Leander Weber, Sebastian Lapuschkin, Alexander Binder, and Wojciech Samek. Beyond explaining: Opportunities and challenges of xai-based model improvement. *Information Fusion*, 2022.
 - [50] Qizhe Xie, Minh-Thang Luong, Eduard Hovy, and Quoc V Le. Self-training with noisy student improves imagenet classification. In *Proceedings of the IEEE/CVF conference on computer vision and pattern recognition*, pages 10687–10698, 2020.
 - [51] Seul-Ki Yeom, Philipp Seegerer, Sebastian Lapuschkin, Alexander Binder, Simon Wiedemann, Klaus-Robert Müller, and Wojciech Samek. Pruning by explaining: A novel criterion for deep neural network pruning. *Pattern Recognition*, 115:107899, 2021.
 - [52] M. D. Zeiler and R. Fergus. Visualizing and understanding convolutional networks. In *European Conference on Computer Cision*, pages 818–833, Zurich, Switzerland, 2014. Springer.
 - [53] M. D. Zeiler, G. W. Taylor, and R. Fergus. Adaptive deconvolutional networks for mid and high level feature learning. In *Computer Vision (ICCV), 2011 IEEE International Conference on*, pages 2018–2025, Barcelona, Spain, 2011. IEEE.

- [54] Bolei Zhou, Aditya Khosla, Agata Lapedriza, Aude Oliva, and Antonio Torralba. Learning deep features for discriminative localization. In *Proceedings of the IEEE conference on computer vision and pattern recognition*, pages 2921–2929, 2016.
- [55] Andrea Zunino, Sarah Adel Bargal, Pietro Morerio, Jianming Zhang, Stan Sclaroff, and Vittorio Murino. Excitation dropout: Encouraging plasticity in deep neural networks. *International Journal of Computer Vision*, 129(4):1139–1152, 2021.
- [56] Andrea Zunino, Sarah Adel Bargal, Riccardo Volpi, Mehrnoosh Sameki, Jianming Zhang, Stan Sclaroff, Vittorio Murino, and Kate Saenko. Explainable deep classification models for domain generalization. In *Proceedings of the IEEE/CVF Conference on Computer Vision and Pattern Recognition*, pages 3233–3242, 2021.