

Exploiting Task Relationships in Continual Learning via Transferability-Aware Task Embeddings

Yanru Wu¹ Jianning Wang² Xiangyu Chen¹ Enming Zhang¹
 Hanbing Liu¹ Yang Tan² Yang Li^{1*}

¹*Shenzhen International Graduate School, Tsinghua University[†]*

²*Independent Researcher*

{wu-yr21, xy-c21, zem24, liuhb24}@mails.tsinghua.edu.cn
 jianning.wang@outlook.com tanyang1231@163.com
 yangli@sz.tsinghua.edu.cn

Abstract

Continual learning (CL) has been a critical topic in contemporary deep neural network applications, where higher levels of both forward and backward transfer are desirable for an effective CL performance. Existing CL strategies primarily focus on task models — either by regularizing model updates or by separating task-specific and shared components — while often overlooking the potential of leveraging inter-task relationships to enhance transfer. To address this gap, we propose a transferability-aware task embedding, termed H-embedding, and construct a hypernet framework under its guidance to learn task-conditioned model weights for CL tasks. Specifically, H-embedding is derived from an information theoretic measure of transferability and is designed to be online and easy to compute. Our method is also characterized by notable practicality, requiring only the storage of a low-dimensional task embedding per task and supporting efficient end-to-end training. Extensive evaluations on benchmarks including CIFAR-100, ImageNet-R, and DomainNet show that our framework performs prominently compared to various baseline and SOTA approaches, demonstrating strong potential in capturing and utilizing intrinsic task relationships. Our code is publicly available at https://github.com/viki760/Hembedding_Guided_Hypernet.

1 Introduction

Continual learning (CL), also referred to as incremental learning or life-long learning, has become an essential topic in the modern application of deep neural networks. In CL settings, a model is expected to sequentially learn a series of tasks (typically involving either category shifts or data distribution changes [Qu et al., 2021]) to progressively enhance its capabilities [Wang et al., 2024]. A key practical challenge in this process is catastrophic forgetting (CF) [Kirkpatrick et al., 2017], a phenomenon where learning a new task undermines the knowledge acquired from previous ones.

The mitigation of CF has long been a primary focus in CL research [Wang et al., 2024] due to its severe hindrance to the overall accumulation of model capacity. Existing approaches can be broadly categorized into three classes: rehearsal-based methods (e.g., ER [Robins, 1995], DER [Buzzega et al., 2020]) maintain a memory buffer of previous samples for later replay; regularization-based

*Corresponding Author

[†]Yanru Wu, Xiangyu Chen, Enming Zhang, Hanbing Liu, and Yang Li are affiliated with the Shenzhen Key Laboratory of Ubiquitous Data Enabling, SIGS, Tsinghua.

methods (e.g., LwF [Li and Hoiem, 2017], SI [Zenke et al., 2017]) constrain parameter updates to protect prior knowledge; and architecture-based methods (e.g., PackNet [Mallya and Lazebnik, 2018], WSN [Kang et al., 2022]) allocate task-specific and task-sharing components of the model from different architecture levels.

However, strategies that explicitly alleviate forgetting often compromise the acquisition of new knowledge, prioritizing retention over adaptability. In contrast, an effective CL system should facilitate the intrinsic knowledge transfer across all tasks, improving future task performance via *forward transfer*, and preserving (or even enhancing) prior task performance via *backward transfer* [von Oswald et al., 2020]. Moreover, most existing works adopt a model-centric perspective³, relying on posterior information obtained during training to manage cross-task interactions. Yet in CL settings, task sequences often exhibit certain degrees of noise and diversity, making such approaches sensitive to sample- and task-level variations. This can lead to potential negative transfer, reduced robustness, and limited scalability, particularly as the number or complexity of tasks increases.

These observations point to a fundamental question in continual learning: *Robust and positive knowledge transfers across tasks rely on capturing the underlying task relationships, but how do we efficiently learn and utilize such relations in CL settings?* Despite the valuable contributions of previous explorations [e.g. Jin and Kim, 2022, Riemer et al., 2018], they mostly remain constrained by a posterior model-centric paradigm with its associated drawbacks, leaving the prior exploitation of task relations largely underexplored. Based on this insight, we argue that the incorporation of a prior, task-relation-aware guidance can effectively leverage task relation information and help mitigate instability and performance degradation in CL, especially over long or challenging task sequences.

Therefore, in this work we explicitly bring focus to the prior exploitation of task relationships by introducing a statistically grounded, task-relation-aware embedding, and propose a CL framework under its guidance. Specifically, recognizing the shared goal between identifying inter-task relationships and the role of transferability metrics [Ding et al., 2024] in evaluating source-target task compatibility, we propose an online embedding scheme named H-embedding, which distills task-level transferability into a low-dimensional representation through optimization before task training. H-embedding can be learned efficiently without revisiting previous samples by maximizing the consistency between the Euclidean distances among embeddings and the H-score transferability [Bao et al., 2019] among corresponding tasks. To ensure alignment between embedding distances and transferability scores, we apply analytic hierarchy process (AHP) normalization, which significantly improves learning stability over long task sequences while maintaining efficiency. Built upon this embedding, we present a hypernetwork-based CL framework, where a task-conditioned hypernetwork generates task-specific model weights based on H-embedding modulated task embeddings.

In summary, with the aim of better understanding and utilization of the task relationships in CL, we propose in this work a novel H-embedding guided hypernet framework. Our framework is featured by: 1) efficient and reliable learning of task embedding based on the information theoretical foundation of H-score metric; 2) ease of practical use with end-to-end training and minimal additional storage beyond low-dimensional task embeddings; 3) the flexibility to serve as a plug-in module for generating and substituting specific model parts, such as LoRA layers, therefore compatible with various existing CL strategies and pretrained models; 4) a notable enhancement of CL in overall performance across different model backbones and benchmark datasets.

2 Related Works

2.1 Continual Learning Strategies

Up to now, there have been many studies dedicated to CL strategies, most of them involving the rehearsal of previous data to alleviate the knowledge degradation caused by CF [e.g. Robins, 1995, Buzzega et al., 2020]. However, growing privacy and data safety concerns have made this solution not always feasible, bringing increased attention to the rehearsal-free CL setting Smith et al. [2023b]. Most rehearsal-free methods rely on regularization—either in parameter space [e.g. Kirkpatrick et al., 2017, Zenke et al., 2017] or feature space [e.g. Li and Hoiem, 2017, Rebuffi et al., 2017]—by constraining model updates to preserve past knowledge. While effective in CF mitigation, these methods are often based on assuming task similarity and pose limitations to model adaptability.

³More discussion in Sec. 2.

Architecture-based approaches [Wang et al., 2024] offer an alternative by separating task-specific and shared components at various architectural levels [e.g. Mallya and Lazebnik, 2018, Wortsman et al., 2020, Jin and Kim, 2022]. With the rise of pretrained models, parameter efficient finetuning (PEFT) components like prompts [e.g. Wang et al., 2022b, Smith et al., 2023a, Wang et al., 2023] and LoRA modules [e.g. Liang and Li, 2024, Wu et al., 2025] are notably gaining popularity in this paradigm. Nevertheless, the allocation of model parts to different tasks usually comes with scaling problems with the growth of task numbers, potentially resulting in insufficient model capacity or excessive model size growth. Task transferability has recently been explored to enhance CL performance [Ermis et al., 2022]. Yet, the current method relies on storing both past models and selected samples, which is incompatible with the rehearsal-free setting. Developing strategies that effectively incorporate task transferability while remaining compatible with the online CL paradigm therefore remains an open question.

2.2 Transferability Metrics

Task transferability [Zamir et al., 2018] investigates the relationships between tasks and provides an effective method to evaluate and select source tasks in transfer learning. It also plays a crucial role in developing strategies for multi-task learning and meta-learning. For ease of use, previous studies have proposed metrics based on task models and data distributions for a quick estimation of transferability [Ding et al., 2024]. H-score [Bao et al., 2019, Ibrahim et al., 2022, Wu et al., 2024] uses an information-theoretic framework to evaluate transferability by solving a maximum correlation problem. NCE [Tran et al., 2019] employs conditional entropy to assess transferability and task difficulty. LEEP score [Nguyen et al., 2020, Agostinelli et al., 2022] offers a more generalized metric, defined by measuring the performance of a classifier developed from source model predictions when applied to the target task. LogME [You et al., 2021] assesses target task accuracy using a formulation integrating all possible linear classifiers derived from source model features. OTCE [Tan et al., 2021, 2024] combines optimal transport with conditional entropy to both estimate the domain and task difference between source and target. These metrics are mostly designed with differed assumptions and source accessibility, with their use applicable to different problem settings.

3 Preliminary

3.1 Mathematical Formulation

Consider a problem setting consisting of M tasks $\{T_j\}_{j=1}^M$, the data of task j is denoted by $D_j = (X^{(j)}, Y^{(j)})$, with input samples $X^{(j)} = \{x^{(j,i)}\}_{i=1}^{N_j}$ and output samples $Y^{(j)} = \{y^{(j,i)}\}_{i=1}^{N_j}$. Here, $N_j = |X^{(j)}| = |Y^{(j)}|$ denotes the sample size of the j -th task, and the attributes of sample data $x^{(j,i)}, y^{(j,i)}$ depends on the particular CL setting as well as the form of tasks. In CL, the M tasks are learned sequentially during the training stage. To be specific, denoting a neural network model as $f(x, \Theta)$ (where f represents the model function, x represents the input data, and Θ represents the model weights) and the model weights acquired in task $j - 1$ as $\Theta^{(j-1)}$, the goal of learning task j is to derive a new set of weights $\Theta^{(j)}$ that not only achieves the optimal performance on task j , but also performs better or not significantly worse than $\Theta^{(j-1)}$ on tasks T_1, \dots, T_{j-1} . For a rehearsal-free CL setting, the previous data D_1, \dots, D_{j-1} are not accessible during the training of the j -th task.

3.2 Hypernets

Hypernets [Ha et al., 2017], or hypernetworks, are specialized neural networks that generate weights of another neural network, i.e., the target network. Given a target model or component f , a hypernetwork f_h produces its parameters Θ conditioned on an auxiliary input. This input can be naturally interpreted as a task embedding, as it reflects the task-specific information needed to generate appropriate parameters. Denoting the task embedding as e and hypernet parameters as Θ_h , we have $\Theta = f_h(e, \Theta_h)$. By leveraging task embeddings, hypernets enable flexible parameter modulation across tasks, offering a mechanism for task adaptation without direct weight sharing or parameter interference. Recently, hypernets have gained recognition as a potent tool in deep learning, proving effective across diverse deep learning tasks [Chauhan et al., 2023], including continual learning [von Oswald et al., 2020], causal inference [Chauhan et al., 2024], domain adaptation [Volk et al., 2022], few-shot learning [Sendera et al., 2023], and reinforcement learning [Sarafian et al., 2021].

3.3 H-score

H-score is firstly introduced by Huang et al. in 2019 as a metric assessing the informativeness of features for a task. Theoretically derived from the maximal correlation interpretation of deep neural networks, its mathematical foundation roots to the information theory work known as maximal correlation analysis, which originates from the works of Hirschfeld, Gebelein and Renyi [Hirschfeld, 1935, Gebelein, 1941, Rényi, 1959] and has been followed and further explored by a broad spectrum of successive work. The H-score of f with regard to the task casting X to Y is defined as:

$$H(f) = \text{tr}(\text{cov}(f(X))^{-1} \text{cov}(\mathbb{E}_{P_{X|Y}}[f(X)|Y])), \quad (1)$$

with input data X , label Y and feature extractor $f(X)$. Subsequent research has extended the application of H-score, establishing it as a metric for transferability and validating its efficiency through extensive experimental evaluations [Bao et al., 2019, Ibrahim et al., 2022]. This underscores H-score’s potential for transfer learning and its relevance to related challenges. We have chosen to incorporate H-score into our framework due to its robust theoretical reliability, alignment of assumptions with our problem setting, and its independence from source data, enabling effective online embedding estimation.

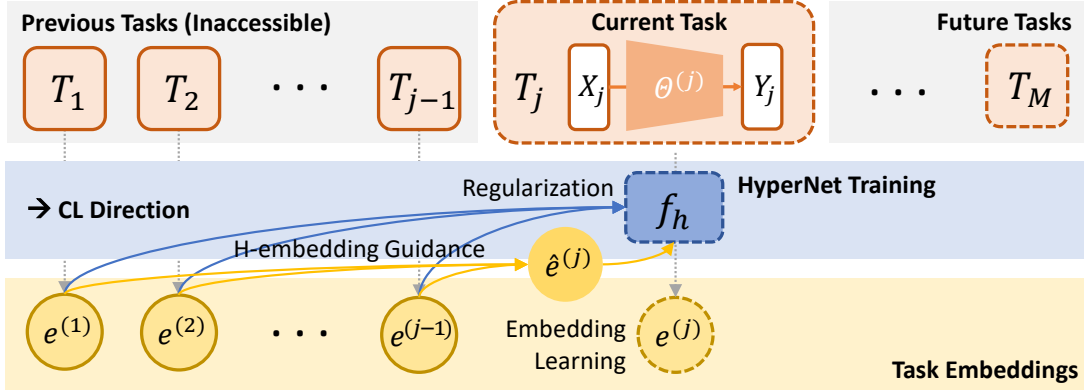


Figure 1: **Illustration of the CL status on the step of learning task j under our framework.** The hypernet is being trained to provide the optimal task model weight $\Theta^{(j)}$ concurrently with the learning of current task embedding $e^{(j)}$, where regularization and guidance are applied using previous embeddings and H-embeddings.

4 Methodology

4.1 H-embedding

Unlike most existing approaches that focus on model elements, at the core of this work we incorporate task relationship information derived from accessible data into a prior embedding, and utilize it to guide a hypernet-based CL framework. To this end, we introduce H-embedding, a transferability-aware online task embedding built upon the H-score metric.⁴ The acquisition of H-embedding is specially tailored to fit with the training process and data accessibility constraints in CL settings.

Specifically, during the training stage of task j , we first measure the H-score transferability from each previous task $\{T_n\}_{n=1}^{j-1}$ to T_j using D_j and previous task model parameters $\{\Theta^{(n)}\}_{n=1}^{j-1}$ by

$$H(T_n, T_j) = \text{tr}(\text{cov}(f_l(x^{(j)}, \Theta^{(n)}))^{-1} \cdot \text{cov}(\mathbb{E}_{P_{X|Y}}[f_l(x^{(j)}, \Theta^{(n)})|y^{(j)}])). \quad (2)$$

Here, $f_l(*)$ denotes the output of the last hidden layer in the task model f , which can be viewed as the feature of task data $X^{(j)}$.⁵ We leverage the convenience that previous task models $\{\Theta^{(n)}\}_{n=1}^{j-1}$

⁴Our design of H-embedding and the adoption of H-score are primarily motivated by its computational efficiency, effectiveness in measuring transferability, and compatibility with the online CL setting; a more detailed discussion of task embedding alternatives is provided in Appendix A.3.

⁵Note. The first feature covariance is computed across samples x , and the second across class-conditional means over y .

can be reconstructed by the hypernet f_h and corresponding task embeddings $\{e^{(n)}\}_{n=1}^{j-1}$, i.e. $\Theta^{(n)} = f_h(e^{(n)}, \Theta_h)$. The H-embedding $\hat{e}^{(j)}$ of current task is then computed by minimizing the difference between the Euclidean distance of $e^{(n)}, \hat{e}^{(j)}$ and their reversed H-score transferability $H(T_n, T_j)$:

$$\hat{e}^{(j)} = \arg \min_{\hat{e}^{(j)}} \sum_{n=1}^{j-1} \left(\|\hat{e}^{(j)} - e^{(n)}\|_2 - 1/H(T_n, T_j) \right)^2, \quad (3)$$

where $\{e^{(n)}\}_{n=1}^{j-1}$ is calculated and stored when learning previous tasks. Given that assessing transferability requires a minimum of two tasks, H-embeddings and the guidance loss are computed only after completing the first two tasks.

Nevertheless, due to its target-centered intrinsicity, the absolute value of H-score is largely dependent on the characteristics of target task, resulting in asymmetry and inconsistent scaling across task pairs. This discrepancy prevents a direct alignment between the reversed H-score and the Euclidean distance among sequentially learned task embeddings. To alleviate this mismatch, we introduce Analytic Hierarchy Process (AHP) normalization [Zamir et al., 2018] to process the H-score in Eqn. 3. Specifically, we construct a pairwise tournament matrix $W^{(j)} \in \mathbb{R}^{j \times j}$ for task j , with elements given by:

$$w_{m,n}^{(j)} = \frac{H(T_m, T_j)}{H(T_n, T_j)} \quad \forall m, n \in \{1, 2, \dots, j\}, \quad (4)$$

measuring how many times better task m is compared to task n when transferring to task j . Here, we define the self-transferability $H(T_j, T_j)$ as the HGR maximal correlation between X_j and Y_j , with the consistency of transferability definition verified by the theoretical framework of H-score⁶. Consequently, the AHP normalized transferabilities are given by elements of the principal eigenvector $\mathbf{v}^{(j)}$ of $W^{(j)}$, i.e. $\mathcal{AHP}(T_n, T_j) = \mathbf{v}_n^{(j)}$, which could be reasonably converted to a distance metric through a negatively correlated affinity-distance transformation, $\text{dist}(T_n, T_j) = \gamma^{(j)} \exp(-\mathcal{AHP}(T_n, T_j))$. The scaling constant $\gamma^{(j)}$ would be optimized together with $\hat{e}^{(j)}$, modifying Eqn. 3 to:

$$\hat{e}^{(j)}, \gamma^{(j)} = \arg \min_{\hat{e}^{(j)}, \gamma^{(j)}} \sum_{n=1}^{j-1} \left(\|\hat{e}^{(j)} - e^{(n)}\|_2 - \gamma^{(j)} \exp(-\mathcal{AHP}(T_n, T_j)) \right)^2. \quad (5)$$

Given that $H(T_n, T_j)$ and $e^{(n)}$ are directly calculated, the above optimization problem is a benign bi-variate optimization problem. We could thus apply a gradient descent algorithm to effectively compute the H-embedding $\hat{e}^{(j)}$ for the j -th task. As such, the H-embeddings for all tasks during the continual learning can be calculated in an inductive way.

4.2 H-Embedding Guided Hypernet

4.2.1 Hypernet-Based CL Framework

Based on the task-relation-aware H-embedding, we leverage the critical role of task embeddings in hypernet-based models, and design a hypernet framework that incorporates H-embedding guidance into the task-specific parameter generation. In particular, we present a CL framework (illustrated in Fig. 1) where a task-conditioned hypernetwork $f_h(e, \Theta_h)$ with hypernet weights Θ_h is introduced to map task embeddings $\{e^{(j)}\}_{j=1}^M$ to the corresponding model weights $\{\Theta^{(j)}\}_{j=1}^M$ of task model f for all CL tasks $\{T_j\}_{j=1}^M$, i.e., $\Theta^{(j)} = f_h(e^{(j)}, \Theta_h)$ for task j . When training on each task T_j , the task embedding $e^{(j)}$ is updated together with the optimization of hypernet parameters Θ_h , while parameters other than Θ_h and $e^{(j)}$ are fixed and can be viewed as constants. The learning of $e^{(j)}$ and Θ_h is regularized using previous task embeddings $\{e^{(n)}\}_{n=1}^{j-1}$ and guided using H-embedding $\hat{e}^{(j)}$ to ensure backward and forward transfer performance. The learning loss is composed of three parts:

- 1) Target loss, a supervised loss to learn current task j

$$L_t = \mathcal{L}(f(x^{(j)}, \Theta^{(j)}), y^{(j)}) = \mathcal{L}(f(x^{(j)}, f_h(e^{(j)}, \Theta_h)), y^{(j)}). \quad (6)$$

⁶See Appendix A.2 for a brief proof and computation details.

- 2) Continual learning loss (following von Oswald et al. [2020]), to prevent CF by ensuring that given previous task embeddings $\{e^{(n)}\}_{n=1}^{j-1}$, the network weights output by the hypernet before and after the training on task j are analogous

$$L_c = \frac{1}{j-1} \sum_{n=1}^{j-1} L_c^{(n)} = \frac{1}{j-1} \sum_{n=1}^{j-1} \|f_h(e^{(n)}, \Theta_h) - f_h(e^{(n)}, \Theta_h^*)\|^2. \quad (7)$$

- 3) H-embedding guidance loss, to provide the hypernet with additional prior knowledge about the task relationships using transferability

$$L_e = L_e(e^{(j)}, \hat{e}^{(j)}). \quad (8)$$

Here, \mathcal{L} denotes certain supervised task loss (cross-entropy loss in our experiments), and Θ_h^* is the set of hypernet parameters before learning task j . The definition of the embedding regularization loss L_e will be covered in later sections. To summarize, our final loss function is as follows with hyperparameters β_e and β_c :

$$L = L_t + \beta_e L_e + \beta_c L_c. \quad (9)$$

On the j -th task, our approach for the training of T_j is depicted in Fig. 2. Notably, although it may appear that the task model weights are first generated and subsequently used for inference, the framework is actually end-to-end, with the hypernet parameters Θ_h and embeddings $e^{(j)}$ optimized directly by feeding the task data and minimizing the overall loss. Hence, there is no additional training procedure introduced in our framework, and the only information to save is the low-dimensional⁷ task embedding $e^{(j)}$.

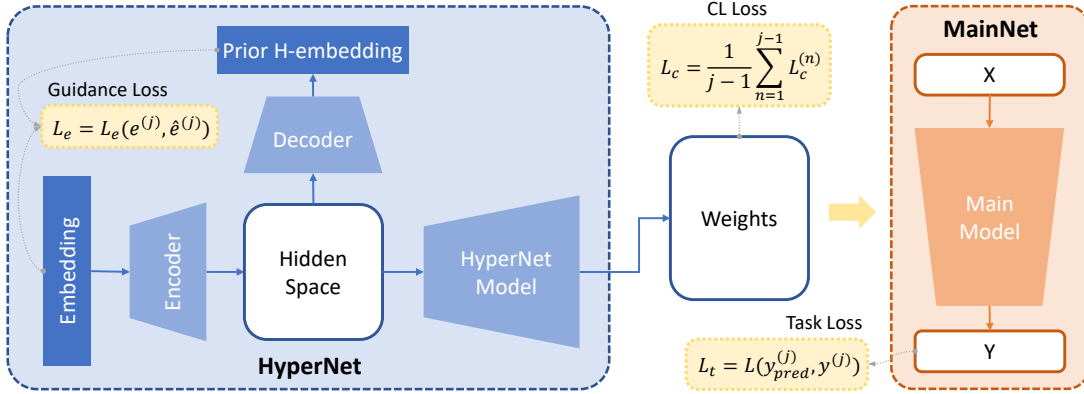


Figure 2: **Framework of our hypernet on the slice of task j .** A hypernet (left, blue) is utilized to learn the weights of the main model (right, orange), where the H-embedding guidance is introduced using an encoder-decoder module. The entire framework is trained end-to-end by inputting task data into the main model and propagating gradients backward to update both hypernet and embedding.

4.2.2 Embedding Guidance via Encoder and Decoder

In our framework, an embedding regularization module is introduced to integrate the H-embedding guidance into the hypernet. Specifically, we view the output of the hypernet’s intermediate layer as a hidden representation h , and the preceding layers as an encoder f_{Enc} . From an information transmission perspective, it can be presumed that h should retain sufficient information to recover the H-embedding \hat{e} . Therefore, we attach to the layer a lightweight trainable decoder f_{Dec} that reconstructs an embedding \tilde{e} from h , such that the discrepancy between \tilde{e} and the H-embedding \hat{e} should be minimized. Formally, for task j ,

$$\tilde{e}^{(j)} = f_{Dec}(h^{(j)}) = f_{Dec}(f_{Enc}(e^{(j)})) \quad (10)$$

⁷The dimension of task embedding is set to 32 in our experiments.

Backbone	Method	CIFAR-100 (N = 10)		ImageNet-R (N = 10)	
		FAA(↑)	DAA(↑)	FAA(↑)	DAA(↑)
ResNet-32	Full Finetune	19.13 _(1.35)	79.02 _(0.96)	15.08 _(0.62)	56.42 _(0.45)
	LwF	34.35 _(1.06)	84.55 _(0.27)	17.30 _(0.05)	40.66 _(0.27)
	EWC	37.83 _(2.58)	84.21 _(0.04)	15.77 _(0.29)	27.97 _(0.34)
	L2	41.49 _(0.74)	84.96 _(0.18)	15.95 _(0.39)	63.77 _(0.56)
	PredKD + FeatKD	34.43 _(0.95)	83.72 _(0.90)	18.22 _(0.70)	40.37 _(0.75)
	PackNet	70.68 _(0.28)	70.68 _(0.28)	34.63 _(0.85)	34.63 _(0.85)
	HyperNet	81.57 _(0.41)	81.63 _(0.42)	38.03 _(1.21)	38.18 _(0.04)
	WSN	82.75 _(0.44)	82.75 _(0.44)	37.99 _(0.27)	37.99 _(0.27)
	H-embed Hnet*	83.08 _(0.12)	83.09 _(0.09)	38.16 _(1.13)	38.09 _(0.09)
ViT-B/16	Full Finetune	69.49 _(0.50)	80.35 _(0.87)	60.57 _(1.06)	72.31 _(1.09)
	L2P	83.18 _(1.20)	87.69 _(1.05)	71.26 _(0.44)	76.13 _(0.46)
	DualPrompt	81.48 _(0.86)	86.41 _(0.66)	68.22 _(0.20)	73.81 _(0.39)
	CODA-Prompt	86.31 _(0.12)	90.67 _(0.22)	74.05 _(0.41)	78.14 _(0.39)
	HiDe-Prompt	93.48 _(0.11)	95.02 _(0.01)	74.65 _(0.14)	78.46 _(0.18)
	InfLoRA	86.75 _(0.35)	91.72 _(0.15)	74.75 _(0.64)	80.67 _(0.55)
	SD-LoRA	87.26 _(0.22)	92.05 _(0.31)	77.18 _(0.39)	81.74 _(0.24)
	H-embed Hnet-LoRA*	97.07 _(1.61)	97.06 _(1.57)	81.38 _(0.65)	81.67 _(0.10)

Table 1: **Accuracy (%) Comparison on CIFAR-100 (N = 10) and ImageNet-R (N = 10) on ResNet-32 and ViT-B/16 Backbones.** Our method (marked by ‘*’) achieves the top FAA.

should approximate $\hat{e}^{(j)}$ as close as possible. Summing it up in a mathematical form, we have the embedding guidance loss for task j :

$$L_e = L_e(e^{(j)}, \hat{e}^{(j)}) = \mathcal{L} \left(f_{Dec}(f_{Enc}(e^{(j)})), \hat{e}^{(j)} \right). \quad (11)$$

\mathcal{L} denotes a certain similarity criterion, set to the cosine similarity loss in our experiments. The H-embedding $\hat{e}^{(j)}$ is derived by Eqn. 5 and the decoder f_{Dec} is updated together with the hypernet during training. Notably, no significant computing cost is posed with the introduction of the embedding regularization module given the encoder and decoder are both shallow fully connected neural networks. We summarize the training process of task j as the algorithm in Appendix A.4.

4.2.3 Plug-in Application in PEFT Settings

While our previous formulations are mostly based on assuming that the hypernet generates the full parameter set Θ for the task model, this is not a strict requirement. In practice, our framework can be easily adapted to generate only a subset of the model parameters, making it naturally compatible with modern parameter-efficient fine-tuning (PEFT) techniques — such as prompt tuning and LoRA — which leverage frozen pretrained backbones and update only small, task-specific modules. Under this setting, our method can be readily deployed as a plug-in component that exclusively generates LoRA parameters, with the rest of the model kept fixed. We validate this lightweight variant in our experiments and demonstrate that it obtains strong performance, highlighting the flexibility, scalability, and practical utility of our approach.

5 Experiments

5.1 Experimental Settings

Benchmarks. To comprehensively verify the effectiveness of our framework and further analyze its reliability, we select three representative benchmarks from previous work on CL and perform extensive experiments on them: **PermutedMNIST** (10 tasks) [Goodfellow et al., 2013], **CIFAR-100** (10 tasks) [Krizhevsky et al., 2009], **DomainNet** (5 tasks) [Peng et al., 2019] and **ImageNet-R** (5

tasks, 10 tasks and 20 tasks) [Hendrycks et al., 2021]⁸. A detailed description of these benchmarks is listed in Appendix A.5.

Evaluation Metrics. Following previous works [Qu et al., 2021, Wang et al., 2024], we evaluate the different CL methods with two widely adopted metrics. Final Average Accuracy: $FAA = \frac{1}{M} \sum_{j=1}^M a_{j,M}$, the average task accuracy measured after the completion of learning all M tasks; During Average Accuracy: $DAA = \frac{1}{M} \sum_{j=1}^M a_{j,j}$, the average accuracy of each task measured immediately after it is learned. Here, $a_{i,j}$ denotes the accuracy (%) measured on the test set of i -th task after learning the j -th task. In terms of CL analysis, FAA provides a summary evaluation of overall CL performance, while DAA offers deeper insights into the forward/backward transfer behavior and model learning dynamics.

5.2 Performance Evaluation

Comparison Experiments with Baselines from Multiple Paradigms. Our primary evaluation study is conducted on the CIFAR-100 and ImageNet-R benchmarks, both consists of 10 tasks. To ensure fairness and comprehensiveness in comparison, a ResNet-32 [He et al., 2016] and a pretrained ViT-B/16 [Dosovitskiy et al., 2020] are selected as the shared backbone models for the full-model and parameter-efficient methods respectively. All reported results are either obtained by our own implementation (averaged over three random seeds with standard deviation) or directly cited from previous works using the same benchmark and backbone.

The choice of baselines is based on the requirements that they should both conform to a rehearsal-free setting and be applicable to these benchmarks and backbones. For a thorough comparison with existing methods to the greatest extent possible, we select representative baselines of varied methodology categories. Full-model strategies include: **Regularization Methods:** LwF [Li and Hoiem, 2017], EWC [Kirkpatrick et al., 2017], L2, PredKD+FeatKD [Smith et al., 2023b]; **Architecture Methods:** PackNet [Mallya and Lazebnik, 2018], HyperNet [von Oswald et al., 2020], WSN [Kang et al., 2022]. Parameter-efficient finetuning (PEFT) based strategies include: **Prompt Methods:** L2P [Wang et al., 2022b], DualPrompt [Wang et al., 2022a], CODA-Prompt [Smith et al., 2023a], HiDe-Prompt [Wang et al., 2023]; **LoRA Methods:** InfLoRA [Liang and Li, 2024], SD-LoRA [Wu et al., 2025]. Full finetuning is also included as a basic reference in both backbones. For our framework, we construct full model and LoRA generation versions on ResNet and ViT respectively. The experimental results are summarized in Tab. 1, where our method achieves the highest FAA across both backbones and benchmarks, demonstrating superior overall CL performance. In addition, it attains a competitive DAA that closely aligns with FAA, suggesting strong forward and backward transfer capabilities.

Extended Evaluation of PEFT Methods under Varying Task Numbers and Challenging Benchmarks. Given the stronger model capacity and CL performance typically exhibited by PEFT-based methods through leveraging pretrained models, we conduct additional evaluations to further assess their robustness under more challenging settings, including varying task sequence lengths and the more difficult DomainNet benchmark. As shown in Tab. 2, our method consistently outperforms all baselines. Notably, its advantage becomes more pronounced as the number of tasks increases, highlighting its robustness in scenarios with longer and more challenging task sequences.

Ablation Studies. To take a better concentration on validating our design of framework, we conduct ablation studies on ImageNet-R ($N = 5, 10, 20$) benchmarks with ViT-LoRA backbone, and summarize the results in Fig. 3. The comparison baselines are: without H-embedding guidance (w/o Hemb), without CL regularization (w/o CLreg), without AHP normalization (w/o AHP), and SD-LoRA, the SOTA baseline for reference. For a more comprehensive evaluation, we also conduct extra ablation studies on full model generation under different backbones and benchmarks, covering PermutedMNIST, CIFAR-100 and ImageNet-R, with results list in Appendix A.7. A notable increase in CL performance could be observed across all benchmarks and backbones.

⁸Training specifics of our experimental studies are listed in Appendix A.6, with codes available at https://github.com/viki760/Hembedding_Guided_Hypernet.

Method	ImageNet-R (N = 5)		ImageNet-R (N = 20)		DomainNet (N = 5)	
	FAA \uparrow	DAA \uparrow	FAA \uparrow	DAA \uparrow	FAA \uparrow	DAA \uparrow
Full Finetune	64.92 _(0.87)	75.57 _(0.50)	49.95 _(1.31)	65.32 _(0.84)	51.46 _(0.47)	67.08 _(1.13)
L2P	73.04 _(0.71)	76.94 _(0.41)	68.97 _(0.51)	74.16 _(0.32)	70.26 _(0.25)	75.83 _(0.98)
DualPrompt	69.99 _(0.57)	72.24 _(0.41)	65.23 _(0.45)	71.30 _(0.16)	68.26 _(0.90)	73.84 _(0.45)
CODA-Prompt	76.63 _(0.27)	80.30 _(0.28)	69.38 _(0.33)	73.95 _(0.63)	70.58 _(0.53)	76.68 _(0.44)
HiDe-Prompt	74.77 _(0.25)	78.15 _(0.24)	73.59 _(0.19)	77.93 _(0.19)	72.20 _(0.08)	77.01 _(0.04)
InfLoRA	76.95 _(0.23)	81.81 _(0.14)	69.89 _(0.56)	76.68 _(0.57)	71.59 _(0.23)	78.29 _(0.50)
SD-LoRA	79.01 _(0.26)	82.50 _(0.38)	74.05 _(0.51)	80.65 _(0.35)	72.58 _(0.40)	78.79 _(0.78)
H-embed Hnet-LoRA*	79.27 _(0.42)	79.72 _(0.28)	79.90 _(2.54)	84.79 _(0.37)	76.64 _(0.95)	78.26 _(0.37)

Table 2: **Further Evaluation on ImageNet-R (N = 5, 20) and DomainNet (N = 5).** Our method (marked by ‘*’) consistently obtains the highest FAA.

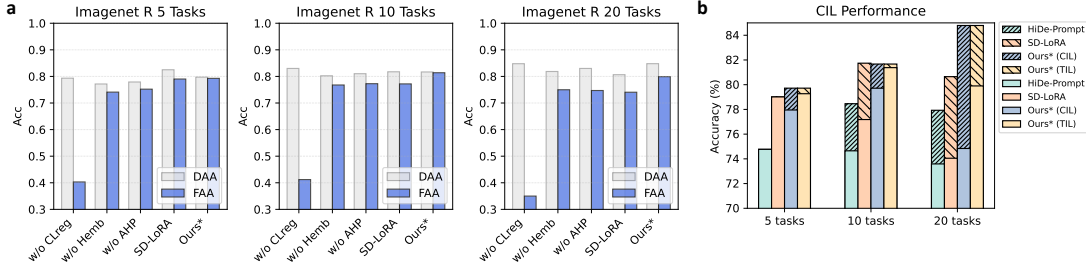


Figure 3: **Illustration of Ablation Studies (a) and CIL Performance (b).** Left (a): FAA and DAA results of ablation studies (averaged across seeds). Right (b): FAA and DAA (striped) results of CIL baselines.

5.3 Discussion and Further Performance Analysis

Optimal Overall Transfer Ability. As shown in previous results, our method demonstrates strong overall performance across various CL benchmarks. To gain deeper insight into its effectiveness, we analyze the framework from the perspective of forward transfer (FWT) and backward transfer (BWT) — two essential indicators in CL. Formally, forward transfer is defined as $FWT := DAA - GTA$, and backward transfer as $BWT := FAA - DAA$, where GTA refers to the ground-truth accuracy obtained by individually training a backbone model on each task. Higher values on both metrics indicate better CL capability. As illustrated in Fig. 3, which provides a visually intuitive comparison of the discrepancies between FAA and DAA across baselines, our method demonstrates competitive abilities in both FWT and BWT, thereby displaying prominent CL performance. Due to the space limit, we include detailed numerical results on the metrics in Appendix A.8.

Parameter Size and Efficiency. In our framework design, the overall number of hypernet parameters (including task embeddings) is strictly constrained to be no larger than that of the main network. Both the decoder module and H-embedding are lightweight, implemented as a two-layer MLP and a 32-dimensional vector respectively. This compact design ensures that the H-embedding guided hypernet does not introduce parameter overhead even with long task sequences. The storage efficiency is also preserved, as only the hypernet and task embedding need to be stored.

In terms of time efficiency, a single prediction in the hypernet framework involves one forward pass through the hypernet and one through the main net, theoretically doubling the inference time consumption. However, in practice the hypernet inference is executed only once per task to generate task-specific weights, and its time cost is amortized across all samples. As a result, the per-sample overhead becomes negligible on large datasets. The ViT-LoRA setting is even more efficient, where the hypernet only generates compact LoRA parameters rather than full model weights. We conduct time tests for both the ResNet backbone and the ViT-LoRA backbone, and the results support our analysis: on CIFAR100, vanilla ResNet32 takes 4.257s to process the full test set, compared to 4.260s with our framework; on ImageNet-R, vanilla ViT takes 4.313s, compared to 4.568s with our ViT-LoRA framework. Here a bit more time cost is introduced by the addition of LoRA modules.

TIL versus CIL. Up to now, our main experiments are conducted under the task-incremental learning (TIL) setting, where task identifiers are provided during both training and inference. However, in class-incremental learning (CIL), the unavailable task ID at test time can make the problem more challenging. Hopefully, due to the orthogonality of our framework with task ID inference, we could adapt it to the CIL setting by introducing an auxiliary module to infer the task ID. Specifically, during training, we cache the intermediate features of input samples extracted from a frozen pretrained model to train a task ID classifier, and use it to infer the task IDs during testing, and select the corresponding task embedding. We evaluate this extension on ImageNet-R ($N = 5, 10, 20$). As shown in Fig. 3, our CIL method remains competitive with strong baselines, demonstrating its applicability beyond the TIL setting. Nevertheless, this current approach is admittedly limited by its reliance on pretrained model features and the separately trained task classifier, which does not align tightly with the online, continual nature of our framework. We will continue to explore more integrated and dynamic task ID inference strategies that can be better coupled with our architecture in the future.

6 Conclusion

In this work, we propose a transferability-aware task embedding guided hypernet to exploit the task relationships for continual learning. By introducing the information theoretical transferability based task embedding named H-embedding and incorporating it in a hypernetwork, we establish an online framework capable of capturing the statistical relations among the CL tasks and leveraging this knowledge for guiding task-conditioned model weight generation. Through extensive experimental studies, we validate that the adoption of H-embedding guidance enhances continual learning by facilitating inter-task transfer and improving the reliability of task embeddings, achieving the best final accuracy performance under various CL benchmarks.

Acknowledgments and Disclosure of Funding

This work is supported in part by the Natural Science Foundation of China (Grant 62371270) and Shenzhen Key Laboratory of Ubiquitous Data Enabling (No.ZDSYS20220527171406015).

References

- Alessandro Achille, Michael Lam, Rahul Tewari, Avinash Ravichandran, Subhansu Maji, Charles C Fowlkes, Stefano Soatto, and Pietro Perona. Task2vec: Task embedding for meta-learning. In *Proceedings of the IEEE/CVF international conference on computer vision*, pages 6430–6439, 2019.
- Andrea Agostinelli, Jasper Uijlings, Thomas Mensink, and Vittorio Ferrari. Transferability metrics for selecting source model ensembles. In *Proceedings of the IEEE/CVF Conference on Computer Vision and Pattern Recognition*, pages 7936–7946, 2022.
- Jihwan Bang, Heesu Kim, YoungJoon Yoo, Jung-Woo Ha, and Jonghyun Choi. Rainbow memory: Continual learning with a memory of diverse samples. In *Proceedings of the IEEE/CVF conference on computer vision and pattern recognition*, pages 8218–8227, 2021.
- Yajie Bao, Yang Li, Shao-Lun Huang, Lin Zhang, Lizhong Zheng, Amir Zamir, and Leonidas Guibas. An information-theoretic approach to transferability in task transfer learning. In *2019 IEEE international conference on image processing (ICIP)*, pages 2309–2313. IEEE, 2019.
- Eden Belouadah and Adrian Popescu. Il2m: Class incremental learning with dual memory. In *Proceedings of the IEEE/CVF international conference on computer vision*, pages 583–592, 2019.
- Pietro Buzzega, Matteo Boschini, Angelo Porrello, Davide Abati, and Simone Calderara. Dark experience for general continual learning: a strong, simple baseline. *Advances in neural information processing systems*, 33:15920–15930, 2020.
- Rich Caruana. Multitask learning. *Machine learning*, 28:41–75, 1997.
- Vinod Kumar Chauhan, Jiandong Zhou, Ping Lu, Soheila Molaei, and David A Clifton. A brief review of hypernetworks in deep learning. *arXiv preprint arXiv:2306.06955*, 2023.

- Vinod Kumar Chauhan, Jiandong Zhou, Ghadeer Ghosheh, Soheila Molaei, and David A Clifton. Dynamic inter-treatment information sharing for individualized treatment effects estimation. In *International Conference on Artificial Intelligence and Statistics*, pages 3529–3537. PMLR, 2024.
- Jia Deng, Wei Dong, Richard Socher, Li-Jia Li, Kai Li, and Li Fei-Fei. Imagenet: A large-scale hierarchical image database. In *2009 IEEE conference on computer vision and pattern recognition*, pages 248–255. Ieee, 2009.
- Yuhe Ding, Bo Jiang, Aijing Yu, Aihua Zheng, and Jian Liang. Which model to transfer? a survey on transferability estimation. *arXiv preprint arXiv:2402.15231*, 2024.
- Alexey Dosovitskiy, Lucas Beyer, Alexander Kolesnikov, Dirk Weissenborn, Xiaohua Zhai, Thomas Unterthiner, Mostafa Dehghani, Matthias Minderer, Georg Heigold, Sylvain Gelly, et al. An image is worth 16x16 words: Transformers for image recognition at scale. *arXiv preprint arXiv:2010.11929*, 2020.
- Beyza Ermis, Giovanni Zappella, Martin Wistuba, Aditya Rawal, and Cedric Archambeau. Memory efficient continual learning with transformers. *Advances in Neural Information Processing Systems*, 35:10629–10642, 2022.
- Hans Gebelein. Das statistische problem der korrelation als variations-und eigenwertproblem und sein zusammenhang mit der ausgleichsrechnung. *ZAMM-Journal of Applied Mathematics and Mechanics/Zeitschrift für Angewandte Mathematik und Mechanik*, 21(6):364–379, 1941.
- Ian J Goodfellow, Mehdi Mirza, Da Xiao, Aaron Courville, and Yoshua Bengio. An empirical investigation of catastrophic forgetting in gradient-based neural networks. *arXiv preprint arXiv:1312.6211*, 2013.
- David Ha, Andrew M Dai, and Quoc V Le. Hypernetworks. In *International Conference on Learning Representations*, 2017.
- Kaiming He, Xiangyu Zhang, Shaoqing Ren, and Jian Sun. Deep residual learning for image recognition. In *Proceedings of the IEEE conference on computer vision and pattern recognition*, pages 770–778, 2016.
- Dan Hendrycks, Steven Basart, Norman Mu, Saurav Kadavath, Frank Wang, Evan Dorundo, Rahul Desai, Tyler Zhu, Samyak Parajuli, Mike Guo, et al. The many faces of robustness: A critical analysis of out-of-distribution generalization. In *Proceedings of the IEEE/CVF international conference on computer vision*, pages 8340–8349, 2021.
- Hermann O Hirschfeld. A connection between correlation and contingency. In *Mathematical Proceedings of the Cambridge Philosophical Society*, volume 31, pages 520–524. Cambridge University Press, 1935.
- YenChang Hsu, YenCheng Liu, Anita Ramasamy, and Zsolt Kira. Re-evaluating continual learning scenarios: A categorization and case for strong baselines. continual learning workshop. In *32nd Conference on Neural Information Processing Systems*, 2018.
- Shao-Lun Huang, Xiangxiang Xu, Lizhong Zheng, and Gregory W Wornell. An information theoretic interpretation to deep neural networks. In *2019 IEEE International Symposium on Information Theory (ISIT)*, pages 1984–1988. IEEE, 2019.
- Shibal Ibrahim, Natalia Ponomareva, and Rahul Mazumder. Newer is not always better: Rethinking transferability metrics, their peculiarities, stability and performance. In *Joint European Conference on Machine Learning and Knowledge Discovery in Databases*, pages 693–709. Springer, 2022.
- Hyundong Jin and Eunwoo Kim. Helpful or harmful: Inter-task association in continual learning. In *European Conference on Computer Vision*, pages 519–535. Springer, 2022.
- Haeyong Kang, Rusty John Lloyd Mina, Sultan Rizky Hikmawan Madjid, Jaehong Yoon, Mark Hasegawa-Johnson, Sung Ju Hwang, and Chang D Yoo. Forget-free continual learning with winning subnetworks. In *International Conference on Machine Learning*, pages 10734–10750. PMLR, 2022.

- James Kirkpatrick, Razvan Pascanu, Neil Rabinowitz, Joel Veness, Guillaume Desjardins, Andrei A Rusu, Kieran Milan, John Quan, Tiago Ramalho, Agnieszka Grabska-Barwinska, et al. Overcoming catastrophic forgetting in neural networks. *Proceedings of the national academy of sciences*, 114 (13):3521–3526, 2017.
- Alex Krizhevsky, Geoffrey Hinton, et al. Learning multiple layers of features from tiny images. 2009.
- Yann LeCun, Léon Bottou, Yoshua Bengio, and Patrick Haffner. Gradient-based learning applied to document recognition. *Proceedings of the IEEE*, 86(11):2278–2324, 1998.
- Zhizhong Li and Derek Hoiem. Learning without forgetting. *IEEE transactions on pattern analysis and machine intelligence*, 40(12):2935–2947, 2017.
- Yan-Shuo Liang and Wu-Jun Li. Inflora: Interference-free low-rank adaptation for continual learning. In *Proceedings of the IEEE/CVF Conference on Computer Vision and Pattern Recognition*, pages 23638–23647, 2024.
- Arun Mallya and Svetlana Lazebnik. Packnet: Adding multiple tasks to a single network by iterative pruning. In *Proceedings of the IEEE conference on Computer Vision and Pattern Recognition*, pages 7765–7773, 2018.
- Cuong Nguyen, Tal Hassner, Matthias Seeger, and Cedric Archambeau. Leep: A new measure to evaluate transferability of learned representations. In *International Conference on Machine Learning*, pages 7294–7305. PMLR, 2020.
- Xingchao Peng, Qinxun Bai, Xide Xia, Zijun Huang, Kate Saenko, and Bo Wang. Moment matching for multi-source domain adaptation. In *Proceedings of the IEEE/CVF international conference on computer vision*, pages 1406–1415, 2019.
- Haoxuan Qu, Hossein Rahmani, Li Xu, Bryan Williams, and Jun Liu. Recent advances of continual learning in computer vision: An overview. *arXiv preprint arXiv:2109.11369*, 2021.
- Sylvestre-Alvise Rebuffi, Alexander Kolesnikov, Georg Sperl, and Christoph H Lampert. icarl: Incremental classifier and representation learning. In *Proceedings of the IEEE conference on Computer Vision and Pattern Recognition*, pages 2001–2010, 2017.
- Alfréd Rényi. On measures of dependence. *Acta mathematica hungarica*, 10(3-4):441–451, 1959.
- Matthew Riemer, Ignacio Cases, Robert Ajemian, Miao Liu, Irina Rish, Yuhai Tu, and Gerald Tesauro. Learning to learn without forgetting by maximizing transfer and minimizing interference. *arXiv preprint arXiv:1810.11910*, 2018.
- Anthony Robins. Catastrophic forgetting, rehearsal and pseudorehearsal. *Connection Science*, 7(2): 123–146, 1995.
- Elad Sarafian, Shai Keynan, and Sarit Kraus. Recomposing the reinforcement learning building blocks with hypernetworks. In *International Conference on Machine Learning*, pages 9301–9312. PMLR, 2021.
- Marcin Sendera, Marcin Przewięźlikowski, Konrad Karanowski, Maciej Zięba, Jacek Tabor, and Przemysław Spurek. Hypershot: Few-shot learning by kernel hypernetworks. In *Proceedings of the IEEE/CVF winter conference on applications of computer vision*, pages 2469–2478, 2023.
- Hanul Shin, Jung Kwon Lee, Jaehong Kim, and Jiwon Kim. Continual learning with deep generative replay. *Advances in neural information processing systems*, 30, 2017.
- James Seale Smith, Leonid Karlinsky, Vyshnavi Gutta, Paola Cascante-Bonilla, Donghyun Kim, Assaf Arbelle, Rameswar Panda, Rogerio Feris, and Zsolt Kira. Coda-prompt: Continual decomposed attention-based prompting for rehearsal-free continual learning. In *Proceedings of the IEEE/CVF conference on computer vision and pattern recognition*, pages 11909–11919, 2023a.
- James Seale Smith, Junjiao Tian, Shaunak Halbe, Yen-Chang Hsu, and Zsolt Kira. A closer look at rehearsal-free continual learning. In *Proceedings of the IEEE/CVF conference on computer vision and pattern recognition*, pages 2410–2420, 2023b.

- Yang Tan, Yang Li, and Shao-Lun Huang. Otce: A transferability metric for cross-domain cross-task representations. In *Proceedings of the IEEE/CVF conference on computer vision and pattern recognition*, pages 15779–15788, 2021.
- Yang Tan, Enming Zhang, Yang Li, Shao-Lun Huang, and Xiao-Ping Zhang. Transferability-guided cross-domain cross-task transfer learning. *IEEE Transactions on Neural Networks and Learning Systems*, 2024.
- Anh T Tran, Cuong V Nguyen, and Tal Hassner. Transferability and hardness of supervised classification tasks. In *Proceedings of the IEEE/CVF International Conference on Computer Vision*, pages 1395–1405, 2019.
- Gido M Van de Ven and Andreas S Tolias. Three scenarios for continual learning. *arXiv preprint arXiv:1904.07734*, 2019.
- Tomer Volk, Eyal Ben-David, Ohad Amosy, Gal Chechik, and Roi Reichart. Example-based hypernetworks for out-of-distribution generalization. *arXiv preprint arXiv:2203.14276*, 2022.
- Johannes von Oswald, Christian Henning, Benjamin F Grewe, and João Sacramento. Continual learning with hypernetworks. In *8th International Conference on Learning Representations (ICLR 2020)(virtual)*. International Conference on Learning Representations, 2020.
- L Wang, X Zhang, H Su, and J Zhu. A comprehensive survey of continual learning: Theory, method and application. *IEEE Transactions on Pattern Analysis and Machine Intelligence*, 2024.
- Liyuan Wang, Jingyi Xie, Xingxing Zhang, Mingyi Huang, Hang Su, and Jun Zhu. Hierarchical decomposition of prompt-based continual learning: Rethinking obscured sub-optimality. *Advances in Neural Information Processing Systems*, 36:69054–69076, 2023.
- Zifeng Wang, Zizhao Zhang, Sayna Ebrahimi, Ruoxi Sun, Han Zhang, Chen-Yu Lee, Xiaoqi Ren, Guolong Su, Vincent Perot, Jennifer Dy, et al. Dualprompt: Complementary prompting for rehearsal-free continual learning. In *European conference on computer vision*, pages 631–648. Springer, 2022a.
- Zifeng Wang, Zizhao Zhang, Chen-Yu Lee, Han Zhang, Ruoxi Sun, Xiaoqi Ren, Guolong Su, Vincent Perot, Jennifer Dy, and Tomas Pfister. Learning to prompt for continual learning. In *Proceedings of the IEEE/CVF conference on computer vision and pattern recognition*, pages 139–149, 2022b.
- Mitchell Wortsman, Vivek Ramanujan, Rosanne Liu, Aniruddha Kembhavi, Mohammad Rastegari, Jason Yosinski, and Ali Farhadi. Supermasks in superposition. *Advances in Neural Information Processing Systems*, 33:15173–15184, 2020.
- Yanru Wu, Jianning Wang, Weida Wang, and Yang Li. H-ensemble: An information theoretic approach to reliable few-shot multi-source-free transfer. In *Proceedings of the AAAI Conference on Artificial Intelligence*, volume 38, pages 15970–15978, 2024.
- Yichen Wu, Hongming Piao, Long-Kai Huang, Renzhen Wang, Wanhua Li, Hanspeter Pfister, Deyu Meng, Kede Ma, and Ying Wei. Sd-lora: Scalable decoupled low-rank adaptation for class incremental learning. In *The Thirteenth International Conference on Learning Representations*, 2025.
- Kaichao You, Yong Liu, Jianmin Wang, and Mingsheng Long. Logme: Practical assessment of pre-trained models for transfer learning. In *International Conference on Machine Learning*, pages 12133–12143. PMLR, 2021.
- Amir R Zamir, Alexander Sax, William Shen, Leonidas J Guibas, Jitendra Malik, and Silvio Savarese. Taskonomy: Disentangling task transfer learning. In *Proceedings of the IEEE conference on computer vision and pattern recognition*, pages 3712–3722, 2018.
- Friedemann Zenke, Ben Poole, and Surya Ganguli. Continual learning through synaptic intelligence. In *International conference on machine learning*, pages 3987–3995. PMLR, 2017.

NeurIPS Paper Checklist

You should answer [\[Yes\]](#) , [\[No\]](#) , or [\[NA\]](#) .

1. Claims

Question: Do the main claims made in the abstract and introduction accurately reflect the paper's contributions and scope?

Answer: [\[Yes\]](#)

Justification: We carefully checked the corresponding sections. See Sec. 1.

Guidelines:

- The answer NA means that the abstract and introduction do not include the claims made in the paper.
- The abstract and/or introduction should clearly state the claims made, including the contributions made in the paper and important assumptions and limitations. A No or NA answer to this question will not be perceived well by the reviewers.
- The claims made should match theoretical and experimental results, and reflect how much the results can be expected to generalize to other settings.
- It is fine to include aspirational goals as motivation as long as it is clear that these goals are not attained by the paper.

2. Limitations

Question: Does the paper discuss the limitations of the work performed by the authors?

Answer: [\[Yes\]](#)

Justification: We include limitation discussion on CL settings in Sec. 5.3.

Guidelines:

- The answer NA means that the paper has no limitation while the answer No means that the paper has limitations, but those are not discussed in the paper.
- The authors are encouraged to create a separate "Limitations" section in their paper.
- The paper should point out any strong assumptions and how robust the results are to violations of these assumptions (e.g., independence assumptions, noiseless settings, model well-specification, asymptotic approximations only holding locally). The authors should reflect on how these assumptions might be violated in practice and what the implications would be.
- The authors should reflect on the scope of the claims made, e.g., if the approach was only tested on a few datasets or with a few runs. In general, empirical results often depend on implicit assumptions, which should be articulated.
- The authors should reflect on the factors that influence the performance of the approach. For example, a facial recognition algorithm may perform poorly when image resolution is low or images are taken in low lighting. Or a speech-to-text system might not be used reliably to provide closed captions for online lectures because it fails to handle technical jargon.
- The authors should discuss the computational efficiency of the proposed algorithms and how they scale with dataset size.
- If applicable, the authors should discuss possible limitations of their approach to address problems of privacy and fairness.
- While the authors might fear that complete honesty about limitations might be used by reviewers as grounds for rejection, a worse outcome might be that reviewers discover limitations that aren't acknowledged in the paper. The authors should use their best judgment and recognize that individual actions in favor of transparency play an important role in developing norms that preserve the integrity of the community. Reviewers will be specifically instructed to not penalize honesty concerning limitations.

3. Theory assumptions and proofs

Question: For each theoretical result, does the paper provide the full set of assumptions and a complete (and correct) proof?

Answer: [\[Yes\]](#)

Justification: See Sec. 4.

Guidelines:

- The answer NA means that the paper does not include theoretical results.
- All the theorems, formulas, and proofs in the paper should be numbered and cross-referenced.
- All assumptions should be clearly stated or referenced in the statement of any theorems.
- The proofs can either appear in the main paper or the supplemental material, but if they appear in the supplemental material, the authors are encouraged to provide a short proof sketch to provide intuition.
- Inversely, any informal proof provided in the core of the paper should be complemented by formal proofs provided in appendix or supplemental material.
- Theorems and Lemmas that the proof relies upon should be properly referenced.

4. Experimental result reproducibility

Question: Does the paper fully disclose all the information needed to reproduce the main experimental results of the paper to the extent that it affects the main claims and/or conclusions of the paper (regardless of whether the code and data are provided or not)?

Answer: [\[Yes\]](#)

Justification: See Sec. 5 and Appendix.

Guidelines:

- The answer NA means that the paper does not include experiments.
- If the paper includes experiments, a No answer to this question will not be perceived well by the reviewers: Making the paper reproducible is important, regardless of whether the code and data are provided or not.
- If the contribution is a dataset and/or model, the authors should describe the steps taken to make their results reproducible or verifiable.
- Depending on the contribution, reproducibility can be accomplished in various ways. For example, if the contribution is a novel architecture, describing the architecture fully might suffice, or if the contribution is a specific model and empirical evaluation, it may be necessary to either make it possible for others to replicate the model with the same dataset, or provide access to the model. In general, releasing code and data is often one good way to accomplish this, but reproducibility can also be provided via detailed instructions for how to replicate the results, access to a hosted model (e.g., in the case of a large language model), releasing of a model checkpoint, or other means that are appropriate to the research performed.
- While NeurIPS does not require releasing code, the conference does require all submissions to provide some reasonable avenue for reproducibility, which may depend on the nature of the contribution. For example
 - (a) If the contribution is primarily a new algorithm, the paper should make it clear how to reproduce that algorithm.
 - (b) If the contribution is primarily a new model architecture, the paper should describe the architecture clearly and fully.
 - (c) If the contribution is a new model (e.g., a large language model), then there should either be a way to access this model for reproducing the results or a way to reproduce the model (e.g., with an open-source dataset or instructions for how to construct the dataset).
 - (d) We recognize that reproducibility may be tricky in some cases, in which case authors are welcome to describe the particular way they provide for reproducibility. In the case of closed-source models, it may be that access to the model is limited in some way (e.g., to registered users), but it should be possible for other researchers to have some path to reproducing or verifying the results.

5. Open access to data and code

Question: Does the paper provide open access to the data and code, with sufficient instructions to faithfully reproduce the main experimental results, as described in supplemental material?

Answer: [Yes]

Justification: Yes we provided the open-source code base.

Guidelines:

- The answer NA means that paper does not include experiments requiring code.
- Please see the NeurIPS code and data submission guidelines (<https://nips.cc/public/guides/CodeSubmissionPolicy>) for more details.
- While we encourage the release of code and data, we understand that this might not be possible, so “No” is an acceptable answer. Papers cannot be rejected simply for not including code, unless this is central to the contribution (e.g., for a new open-source benchmark).
- The instructions should contain the exact command and environment needed to run to reproduce the results. See the NeurIPS code and data submission guidelines (<https://nips.cc/public/guides/CodeSubmissionPolicy>) for more details.
- The authors should provide instructions on data access and preparation, including how to access the raw data, preprocessed data, intermediate data, and generated data, etc.
- The authors should provide scripts to reproduce all experimental results for the new proposed method and baselines. If only a subset of experiments are reproducible, they should state which ones are omitted from the script and why.
- At submission time, to preserve anonymity, the authors should release anonymized versions (if applicable).
- Providing as much information as possible in supplemental material (appended to the paper) is recommended, but including URLs to data and code is permitted.

6. Experimental setting/details

Question: Does the paper specify all the training and test details (e.g., data splits, hyper-parameters, how they were chosen, type of optimizer, etc.) necessary to understand the results?

Answer: [Yes]

Justification: See Sec. 5 and Appendix.

Guidelines:

- The answer NA means that the paper does not include experiments.
- The experimental setting should be presented in the core of the paper to a level of detail that is necessary to appreciate the results and make sense of them.
- The full details can be provided either with the code, in appendix, or as supplemental material.

7. Experiment statistical significance

Question: Does the paper report error bars suitably and correctly defined or other appropriate information about the statistical significance of the experiments?

Answer: [Yes]

Justification: We did multiple runs and reported standard deviations, see Sec. 5.

Guidelines:

- The answer NA means that the paper does not include experiments.
- The authors should answer "Yes" if the results are accompanied by error bars, confidence intervals, or statistical significance tests, at least for the experiments that support the main claims of the paper.
- The factors of variability that the error bars are capturing should be clearly stated (for example, train/test split, initialization, random drawing of some parameter, or overall run with given experimental conditions).
- The method for calculating the error bars should be explained (closed form formula, call to a library function, bootstrap, etc.)

- The assumptions made should be given (e.g., Normally distributed errors).
- It should be clear whether the error bar is the standard deviation or the standard error of the mean.
- It is OK to report 1-sigma error bars, but one should state it. The authors should preferably report a 2-sigma error bar than state that they have a 96% CI, if the hypothesis of Normality of errors is not verified.
- For asymmetric distributions, the authors should be careful not to show in tables or figures symmetric error bars that would yield results that are out of range (e.g. negative error rates).
- If error bars are reported in tables or plots, The authors should explain in the text how they were calculated and reference the corresponding figures or tables in the text.

8. Experiments compute resources

Question: For each experiment, does the paper provide sufficient information on the computer resources (type of compute workers, memory, time of execution) needed to reproduce the experiments?

Answer: [Yes]

Justification: See Appendix.

Guidelines:

- The answer NA means that the paper does not include experiments.
- The paper should indicate the type of compute workers CPU or GPU, internal cluster, or cloud provider, including relevant memory and storage.
- The paper should provide the amount of compute required for each of the individual experimental runs as well as estimate the total compute.
- The paper should disclose whether the full research project required more compute than the experiments reported in the paper (e.g., preliminary or failed experiments that didn't make it into the paper).

9. Code of ethics

Question: Does the research conducted in the paper conform, in every respect, with the NeurIPS Code of Ethics <https://neurips.cc/public/EthicsGuidelines>?

Answer: [Yes]

Justification: We conform to the code of ethics.

Guidelines:

- The answer NA means that the authors have not reviewed the NeurIPS Code of Ethics.
- If the authors answer No, they should explain the special circumstances that require a deviation from the Code of Ethics.
- The authors should make sure to preserve anonymity (e.g., if there is a special consideration due to laws or regulations in their jurisdiction).

10. Broader impacts

Question: Does the paper discuss both potential positive societal impacts and negative societal impacts of the work performed?

Answer: [NA]

Justification: The work is mainly focused on an ideal continual learning setting, and is not closely related to social impacts.

Guidelines:

- The answer NA means that there is no societal impact of the work performed.
- If the authors answer NA or No, they should explain why their work has no societal impact or why the paper does not address societal impact.
- Examples of negative societal impacts include potential malicious or unintended uses (e.g., disinformation, generating fake profiles, surveillance), fairness considerations (e.g., deployment of technologies that could make decisions that unfairly impact specific groups), privacy considerations, and security considerations.

- The conference expects that many papers will be foundational research and not tied to particular applications, let alone deployments. However, if there is a direct path to any negative applications, the authors should point it out. For example, it is legitimate to point out that an improvement in the quality of generative models could be used to generate deepfakes for disinformation. On the other hand, it is not needed to point out that a generic algorithm for optimizing neural networks could enable people to train models that generate Deepfakes faster.
- The authors should consider possible harms that could arise when the technology is being used as intended and functioning correctly, harms that could arise when the technology is being used as intended but gives incorrect results, and harms following from (intentional or unintentional) misuse of the technology.
- If there are negative societal impacts, the authors could also discuss possible mitigation strategies (e.g., gated release of models, providing defenses in addition to attacks, mechanisms for monitoring misuse, mechanisms to monitor how a system learns from feedback over time, improving the efficiency and accessibility of ML).

11. Safeguards

Question: Does the paper describe safeguards that have been put in place for responsible release of data or models that have a high risk for misuse (e.g., pretrained language models, image generators, or scraped datasets)?

Answer: [NA]

Justification: The work is totally based on open-source datasets and models.

Guidelines:

- The answer NA means that the paper poses no such risks.
- Released models that have a high risk for misuse or dual-use should be released with necessary safeguards to allow for controlled use of the model, for example by requiring that users adhere to usage guidelines or restrictions to access the model or implementing safety filters.
- Datasets that have been scraped from the Internet could pose safety risks. The authors should describe how they avoided releasing unsafe images.
- We recognize that providing effective safeguards is challenging, and many papers do not require this, but we encourage authors to take this into account and make a best faith effort.

12. Licenses for existing assets

Question: Are the creators or original owners of assets (e.g., code, data, models), used in the paper, properly credited and are the license and terms of use explicitly mentioned and properly respected?

Answer: [Yes]

Justification: We added citations of all the assets we used, as well as ensured that all used assets are under permissive licenses.

Guidelines:

- The answer NA means that the paper does not use existing assets.
- The authors should cite the original paper that produced the code package or dataset.
- The authors should state which version of the asset is used and, if possible, include a URL.
- The name of the license (e.g., CC-BY 4.0) should be included for each asset.
- For scraped data from a particular source (e.g., website), the copyright and terms of service of that source should be provided.
- If assets are released, the license, copyright information, and terms of use in the package should be provided. For popular datasets, paperswithcode.com/datasets has curated licenses for some datasets. Their licensing guide can help determine the license of a dataset.
- For existing datasets that are re-packaged, both the original license and the license of the derived asset (if it has changed) should be provided.

- If this information is not available online, the authors are encouraged to reach out to the asset’s creators.

13. **New assets**

Question: Are new assets introduced in the paper well documented and is the documentation provided alongside the assets?

Answer: [\[Yes\]](#)

Justification: We released our code base with necessary instructions.

Guidelines:

- The answer NA means that the paper does not release new assets.
- Researchers should communicate the details of the dataset/code/model as part of their submissions via structured templates. This includes details about training, license, limitations, etc.
- The paper should discuss whether and how consent was obtained from people whose asset is used.
- At submission time, remember to anonymize your assets (if applicable). You can either create an anonymized URL or include an anonymized zip file.

14. **Crowdsourcing and research with human subjects**

Question: For crowdsourcing experiments and research with human subjects, does the paper include the full text of instructions given to participants and screenshots, if applicable, as well as details about compensation (if any)?

Answer: [\[NA\]](#)

Justification: The paper does not involve crowdsourcing nor research with human subjects.

Guidelines:

- The answer NA means that the paper does not involve crowdsourcing nor research with human subjects.
- Including this information in the supplemental material is fine, but if the main contribution of the paper involves human subjects, then as much detail as possible should be included in the main paper.
- According to the NeurIPS Code of Ethics, workers involved in data collection, curation, or other labor should be paid at least the minimum wage in the country of the data collector.

15. **Institutional review board (IRB) approvals or equivalent for research with human subjects**

Question: Does the paper describe potential risks incurred by study participants, whether such risks were disclosed to the subjects, and whether Institutional Review Board (IRB) approvals (or an equivalent approval/review based on the requirements of your country or institution) were obtained?

Answer: [\[NA\]](#)

Justification: The paper does not involve crowdsourcing nor research with human subjects.

Guidelines:

- The answer NA means that the paper does not involve crowdsourcing nor research with human subjects.
- Depending on the country in which research is conducted, IRB approval (or equivalent) may be required for any human subjects research. If you obtained IRB approval, you should clearly state this in the paper.
- We recognize that the procedures for this may vary significantly between institutions and locations, and we expect authors to adhere to the NeurIPS Code of Ethics and the guidelines for their institution.
- For initial submissions, do not include any information that would break anonymity (if applicable), such as the institution conducting the review.

16. **Declaration of LLM usage**

Question: Does the paper describe the usage of LLMs if it is an important, original, or non-standard component of the core methods in this research? Note that if the LLM is used only for writing, editing, or formatting purposes and does not impact the core methodology, scientific rigorousness, or originality of the research, declaration is not required.

Answer: [NA]

Justification: The core method development in this research does not involve LLMs as any important, original, or non-standard components.

Guidelines:

- The answer NA means that the core method development in this research does not involve LLMs as any important, original, or non-standard components.
- Please refer to our LLM policy (<https://neurips.cc/Conferences/2025/LLM>) for what should or should not be described.

A Technical Appendices and Supplementary Material

A.1 Continual Learning Setting

A.1.1 Rehearsal-Free CL

The strictness of CL settings varies with the extent of allowed previous data accessibility. Multi-task learning [Caruana, 1997], with full data availability of all tasks, can actually be viewed as a special case of CL, while rehearsal-free CL [Smith et al., 2023b], with no previous data involved in the training of new tasks, is the strictest CL setting under this criteria. Despite the success of rehearsal-based methods in various benchmarks [Bang et al., 2021, Shin et al., 2017, Belouadah and Popescu, 2019], rehearsal-free CL is catching the attention of researchers recently [Smith et al., 2023b] because of its low dependency on revisiting previous tasks and therefore broader application in the era of growing data privacy concerns. Existing works on rehearsal-free CL are mostly based on regularization strategies. EWC [Kirkpatrick et al., 2017] and SI [Zenke et al., 2017] introduce penalties to restrict the alteration of parameters vital for addressing prior tasks, thereby reducing the risk of CF. LwF [Li and Hoiem, 2017, Rebuffi et al., 2017] proposes a cross-entropy loss between the predicted class distribution of the $(n-1)$ -th task, as generated by the model before and after learning the n -th task. Smith et al. [2023b] reviews these methods and proposes regularization combinations for better CL performance. In this work, we follow these works and focus on the more challenging rehearsal-free CL setting.

A.1.2 TIL versus CIL

Based on the discrepancy between D_{j-1} and D_j , Hsu et al. [2018] and Van de Ven and Tolias [2019] categorize CL settings into three specific scenarios: task incremental, class incremental, and domain incremental. Table 3 summarizes the differences among these scenarios. For a better concentration on the study of CL methodology, our work mainly focuses on the task incremental CL (TIL). In this scenario, the output spaces of tasks are partitioned by task IDs and mutually exclusive between D_{j-1} and D_j , which is denoted as $\mathbf{Y}^{(j-1)} \neq \mathbf{Y}^{(j)}$. It can be then naturally indicated that $P(\mathbf{Y}^{(j-1)}) \neq P(\mathbf{Y}^{(j)})$ and $P(\mathbf{X}^{(j-1)}) \neq P(\mathbf{X}^{(j)})$. Notably, here task IDs are accessible during both training and testing. An adaptation of our method to other CL settings could be effectively conducted by introducing additional task inference modules similar to previous works. As an instance, we made a trial in this work that adapts our framework to class incremental CL (CIL) in Sec. 5.3 using a task ID classifier trained on image features.

Scenario	$P(\mathbf{X}^{(j-1)}) \neq P(\mathbf{X}^{(j)})$	$P(\mathbf{Y}^{(j-1)}) \neq P(\mathbf{Y}^{(j)})$	$\mathbf{Y}^{(j-1)} \neq \mathbf{Y}^{(j)}$	Task ID
Domain Incremental	✓	✗	✗	✗
Class Incremental	✓	✓	✗	✗
Task Incremental*	✓	✓	✓	✓

Table 3: **Categorization of CL settings based on the discrepancy between D_{j-1} and D_j .** “*” denotes the scenario focused on in our work.

A.2 HGR maximal correlation for self transferability $H(T_j, T_j)$

As the theoretical basis of H-score transferability, the Hirschfeld–Gebelein–Rényi (HGR) maximal correlation of random variables X and Y over alphabets \mathcal{X} and \mathcal{Y} is defined as:

$$\text{HGR}(X, Y) = \max_{\substack{f: \mathcal{X} \rightarrow \mathbb{R}^k, g: \mathcal{Y} \rightarrow \mathbb{R}^k \\ \mathbb{E}[f(X)] = \mathbb{E}[g(Y)] = \mathbf{0} \\ \mathbb{E}[f(X)f^\top(X)] = \mathbb{E}[g(Y)g^\top(Y)] = \mathbf{I}}} \mathbb{E}_{P_{XY}} [f^\top(X)g(Y)]. \quad (12)$$

Here, the correlation is derived by taking the maximum over all functions f, g with zero mean and unit variance, which hence extracts the most correlated aspects of X and Y . This definition is equivalent to the maximum of the two-sided H-score given by Huang et al. [2019] with normalized functions f and g :

$$H(f, g) = \mathbb{E}_{P_{XY}} [f^\top(X)g(Y)] - \frac{1}{2} \text{tr}(\text{cov}(f(X))\text{cov}(g(Y))), \quad (13)$$

with the one-sided H-score extended from Eqn. 13 by assuming the function g as optimal:

$$H(f) = \text{tr}(\text{cov}(f(X))^{-1} \text{cov}(\mathbb{E}_{P_{X|Y}}[f(X)|Y])). \quad (14)$$

Notably, Eqn. 14 is exactly the definition of H-score transferability [Bao et al., 2019], which is actually proposed by applying the H-score theories to transfer learning scenarios. Therefore, with normalized f, g , the HGR maximal correlation between X_j, Y_j is mathematically equivalent to the H-score metric of the theoretical optimal model f_j^* on task j .

In our work, we utilize the H-score transferability metrics denoted as $H(T_i, T_j)$ for tasks $i \neq j$. However, the H-score for task j cannot be computed while the model remains untrained for that specific task. To maintain consistency in our definitions, we define $H(T_j, T_j)$ as the HGR maximal correlation between the input X_j and the output Y_j , implicitly leveraging the theoretical optimal model f_j^* for task j . Specifically, in our computations, the models f and g are implemented as fully connected neural networks equipped with normalization layers, and they undergo 100 epochs of training using a sampled subset of the training data through gradient descent.

A.3 Discussion on the Use of H-Score and Alternative Task Embeddings

While technically task embeddings can be estimated using various methods, the alternatives are generally less suitable for our target setting, as they either require access to source data for each task—assumptions that are infeasible under rehearsal-free CL—or do not explicitly model task-to-task relationships, thereby offering limited benefits in facilitating bidirectional transfer across CL tasks.

To address this, we propose a new formulation where task embeddings are computed online by explicitly optimizing them to approximate a transferability metric across tasks. In this design, we adopt H-score as the target transferability metric primarily due to its source-data-free nature, which allows us to maintain compliance with CL constraints. Additionally, H-score is theoretically grounded, computationally efficient, and empirically shown to correlate well with actual transfer performance. These characteristics make it a particularly suitable and representative choice for our embedding algorithm. Yet, our framework is not inherently tied to H-score, and there admittedly exist other source-free embeddings or transferability metrics (e.g. Task2Vec [Achille et al., 2019], LEEP [Nguyen et al., 2020], LogME [You et al., 2021]) that could also, in principle, be used within it.

As both an ablation and a further assessment of our framework’s flexibility, we conducted preliminary experiments on ImageNet-R 10 task benchmark by:

- Replacing H-score with other source-free transferability metrics (LEEP and LogME) while keeping the embedding algorithm and overall pipeline unchanged.
- Replacing the entire H-embedding formulation with Task2Vec.

The results are shown in Tab. 4.

Method	H-Embedding*	H-Embedding (LEEP)	H-Embedding (LogME)	Task2Vec
FAA (%)	81.8	81.6	81.4	79.8

Table 4: **Comparison of different task embedding variants on the ImageNet-R 10-task benchmark.**

As shown, replacing the transferability metric alone leads to only minor drop in performance. This supports our view that while H-score is a strong instantiation, the core contribution of our work lies in the transferability-guided embedding formulation and its integration into a hypernetwork-based parameter generation pipeline—a general framework that remains valid even when alternative metrics are employed.

However, replacing the entire embedding formulation with task2vec leads to a more noticeable performance degradation. We believe this is because Task2Vec computes task embeddings independently without explicitly modeling task-to-task relationships, which limits its capacity to guide transfer dynamics in CL. Additionally, Task2Vec is highly sensitive to the choice and training of the probe network, which introduces extra variance in effectiveness and incurs additional memory costs—challenges not present in our H-embedding approach.

A.4 Algorithm for H-embedding Guided Hypernet Framework

For a better understanding of our framework, we summarize the entire training process of task j within our H-embedding guided hypernet as outlined in Algorithm 1.

Algorithm 1: H-embedding guided Hypernet: Training of Task j

Input: Task data D_j , previous task embeddings $\{e^{(n)}\}_{n=1}^{j-1}$, hypernet weights Θ_h
Parameter: Learning rate λ
Output: Current task embedding $e^{(j)}$, updated hypernet weights Θ_h
Randomly initialize $e^{(j)}, \hat{e}^{(j)}$;
if $j > 2$ **then**
 for $n \leftarrow 1$ **to** $j - 1$ **do** // Compute transferability
 $\Theta^{(n)} \leftarrow f_h(e^{(n)}, \Theta_h)$;
 $H(T_n, T_j) \leftarrow \text{tr}(\text{cov}(f_l(x^{(j)}, \Theta^{(n)}))^{-1} \text{cov}(\mathbb{E}_{P_{X|Y}}[f_l(x^{(j)}, \Theta^{(n)})|y^{(j)}]))$ \triangleright Eq. 2
 end
 Randomly initialize $\gamma^{(j)}$;
 $\hat{e}^{(j)}, \gamma^{(j)} \leftarrow \arg \min_{\hat{e}^{(j)}, \gamma^{(j)}} \sum_{n=1}^{j-1} (\|\hat{e}^{(j)} - e^{(n)}\|_2 - \gamma^{(j)} \exp(-\mathcal{HP}(T_n, T_j)))^2$ \triangleright Eq. 5
end
repeat // Train hypernet
 $e^{(j)} \leftarrow e^{(j)} - \lambda \nabla_{e^{(j)}} L$;
 $\Theta_h \leftarrow \Theta_h - \lambda \nabla_{\Theta_h} L$ \triangleright Eq. 9
until *converge*;
Return $e^{(j)}, f_h(\cdot, \Theta_h)$

A.5 Benchmarks of Experiments

PermutedMNIST [Goodfellow et al., 2013] ($N=10$) benchmark is a variant of MNIST [LeCun et al., 1998], forming CL tasks from the original MNIST dataset by applying random permutations to the input image pixels. The permuting procedure can be repeated 9 times in experiments to yield a task sequence of 10, with each task consisting of 70,000 images (60,000 for training and 10,000 for testing) of digits from 0 to 9. **CIFAR-100** [Krizhevsky et al., 2009] ($N = 10$) is a benchmark composed of 10 ten-way classification tasks composed by splitting a CIFAR-100 dataset into ten tasks. The model is sequentially trained on the tasks, each with 6,000 images (5,000 for training and 1,000 for testing). **ImageNet-R** [Hendrycks et al., 2021], built upon the ImageNet dataset [Deng et al., 2009], features a diverse range of renditions of ImageNet classes. This benchmark includes a total of 30,000 images across 200 classes from ImageNet. For continual learning evaluation, ImageNet-R ($N = 5, 10, 20$) is formed by organizing ImageNet-R into 5, 10, and 20 tasks respectively, each containing 40, 20, and 10 classes and around 6000, 3000, 1500 samples (roughly 5/6 for training and 1/6 for testing). **DomainNet** [Peng et al., 2019] ($N = 5$) is a benchmark derived from the 345 classes classification task across six distinct domains, by fusing all domains and splitting into $5 * 69$ classification tasks.

A.6 Experimental settings

A.6.1 Comparison Experiments (Table 1)

Choice of Baselines. Our selection of baselines in this work aims to encompass a wide range of baseline categories, covering two of three primary categories in contemporary CL researches (*i.e.*, replay-based, regularization-based, and architecture-based), with the replay-based methods not conforming to our rehearsal-free setting. The specific choice of baselines in each category is mainly based on performance comparison conclusions in recent works such as Smith et al. [2023b] and Kang et al. [2022]. Therefore, we believe that our comparison study has included the most competitive and representative baselines.

General Settings. In CIFAR-100 and ImageNet-R(10 tasks) datasets with the ResNet-32 backbone network, we evaluate various baseline methods applicable to its model structure including Full Finetune, EWC, L2, PredKD+FeatKD, PackNet, HyperNet, WSN. All baselines are implemented

on our own using a ResNet-32 with ‘option A’, *i.e.*, leveraging the zero-padding shortcuts for increasing dimensions. In CIFAR-100 and ImageNet-R datasets with the ViT-B/16 backbone network, we mainly evaluate PEFT baseline methods including L2P, DualPrompt, CODA-Prompt, HiDe-Prompt, InfLoRA, and SD-LoRA. We cited the results of most baselines from previous works [Wang et al., 2023, Wu et al., 2025]. For ResNet, the experiments on CIFAR-100 are conducted on NVIDIA GeForce RTX 3090 GPUs with 100 epochs of training (unless early-stop), and the ImageNet-R experiments are carried out on NVIDIA A800 or A100 GPUs with 200 epochs of training (unless early-stop). For ViT, all experiments are conducted on NVIDIA A800 or A100 GPUs until convergence.

To ensure a fair comparison, we adopt consistent training settings across all baseline methods we implement (unless listed separately). Specifically, the batch size is set to 32, and we use the Adam optimizer with an initial learning rate of 0.001. The learning rate is decayed by a factor of 10 after the 50th and 75th epochs. A weight decay of 1×10^{-4} is applied. For robustness, each experiment is run three times with different random seeds 22, 32, and 42, and the results are averaged.

Details of Specific Methods. For the **Finetune** baseline, the model is sequentially trained on each task without any mechanisms to prevent catastrophic forgetting. The model is randomly initialized and trained from scratch on the first task. The training of subsequent tasks continues using the weights obtained from the previous tasks.

For the **EWC** baseline [Kirkpatrick et al., 2017], we add a regularization term to the loss function to penalize significant changes to parameters important for previously learned tasks. The importance of each parameter is estimated using the Fisher Information Matrix. The regularization coefficient λ is set to 10, following standard practice.

In the **L2** baseline, an L2 regularization term is added to the loss function to limit changes in the model parameters during training on new tasks. The regularization coefficient λ is set to 1.0, determined by tuning on a small validation set derived from the training data of the first task.

For the **PredKD + FeatKD** method [Smith et al., 2023b], we incorporate both prediction distillation and feature distillation to transfer knowledge from previous tasks to new ones. The distillation loss combines the Kullback-Leibler divergence between the soft outputs of the teacher (model trained on previous tasks) and the student (current model), as well as the mean squared error between their intermediate feature representations. The loss weights are set to $\alpha = 1.0$ and $\beta = 0.5$ based on preliminary tuning.

In the **PackNet** method [Mallya and Lazebnik, 2018], we employ iterative pruning to allocate dedicated network weights for each task. After training on each task, we prune a certain percentage of the weights with the smallest magnitudes. Following the recommendations in the original paper, we experiment with pruning rates of 0.5, 0.75, and 0.8. We select the pruning rate of 0.8, which yields the best performance in our setting. After pruning, we fine-tune the remaining weights for an additional 10 epochs with a reduced learning rate of 1×10^{-4} .

For **HyperNet** method [von Oswald et al., 2020], we primarily follow the original work in training settings, with the learning rate being 0.001, the CL loss beta being 0.05, and scheduling and transforming strategies being the same as those used by Oswald. The embedding dimension is set to 32.

For the **WSN** method [Kang et al., 2022], we follow its original paper and use the default values of parameters in its official code repository. We choose the sparsity parameter $c = 0.5$ which performs best as listed in the WSN literature. Other parameters are set to the following values: optimization via Adam, a learning rate initialized at $1e-3$ with a minimum of $1e-6$, and a patience of 6 epochs for reducing the learning rate by a factor of 2. The models are trained for 100 epochs, with a batch size of 64 for both training and testing.

For **H-embedding guided hypernet**, the learning rate is set to 0.0005, with the embedding loss beta and CL loss beta both set to 0.05. The scheduling and transforming strategies are set the same as those of von Oswald et al. [2020] and the embedding dimension is also set to 32. For the learning of H-embedding, we update Eqn. 5 using gradient descent for 2000 iterations and the f, g in HGR maximal correlation for 100 epochs respectively, both using a subset of 1000 samples from the training set.

For the **H-embedding guided hypernet with LoRA**, the learning rate is set to 0.001, with both the embedding loss beta and CL loss beta set to 0.05. The LoRA rank and alpha are configured at 16, resulting in about 0.7 million parameters generated by the hypernetwork, which is only 0.86% of the full ViT model’s 86 million parameters. The LoRA dropout rate is set to 0.1. For CIFAR-100, a batch size of 32 and 15 epochs are used, while for ImageNet-R, a batch size of 128 and 60 epochs are used.

In all methods, we adhere to the principles of continual learning by not tuning hyperparameters on the full task set. In hypernet generation, special care was taken in handling batch normalization layers, especially in methods involving parameter freezing or pruning. We store and update batch normalization statistics separately for each task to ensure proper normalization during both training and inference. Also, to ensure that the parameter size of the hypernet framework should not exceed that of a normal network, we follow von Oswald et al. [2020] and chunk the weights into size of 7000, using additional chunking embedding to generate each chunked weight.

A.6.2 Additional Comparison Experiments (Table 2)

Hyperparameters with Change of Task Length. In these experiments, we vary the number of tasks and adjusted the hyperparameters accordingly to evaluate their impact on performance. For scenarios involving five tasks, we set the training to span 60 epochs with a beta value of 0.006. Conversely, when the number of tasks is increased to 20, the training is conducted over 30 epochs with an augmented beta value of 0.05. These adjustments are designed to optimize learning by accommodating the varying complexities introduced by different task lengths.

DomainNet Experiments. In the DomainNet settings, the number of tasks also influences the hyperparameter configuration. For experiments involving five tasks, training is executed over 40 epochs with a beta of 0.0025 to ensure adequate learning across diverse domains. When expanded to ten tasks, the training epoch is reduced to 15, concurrently increasing beta to 0.05.

A.7 Ablation Studies

A.7.1 H-embed Hnet - LoRA (ViT) Ablation

Due to space limit in main text, we list the results of ablation studies on ViT-LoRA backbone here in Table 5. The experiments are conducted with the same hyperparameter setting as in comparison studies.

A.7.2 H-embed Hnet - Full Generation Ablation

To broaden the comprehensiveness of evaluation and take a better concentration on validating our introduction of H-embedding guidance, we conduct extra ablation studies on three differed settings with different benchmarks as well as model backbones. Namely, experimental settings include: PermutedMNIST (10 tasks) using an MLP model, CIFAR-100 (10 tasks) using a 4-layer CNN model, and ImageNet-R (10 tasks) using a ResNet-32 model. We compared across three methods where all hyperparameters are set exactly to the same: 1) Vanilla Hnet, the hypernet CL framework without guidance module; 2) Rand-embed Hnet, the same framework as ours but replacing H-embedding with a random embedding; 3) H-embed Hnet, our framework. The performance is evaluated and summarized in Table 6, where a broad increase in CL performance could be observed across all benchmarks and backbones. Detailed information is listed below.

PermutedMNIST. Considering the smaller data dimension and model size in this setting, the embedding size is reduced to 24 and the training iteration number is set to 5000. The backbone model on PermutedMNIST is selected to be an MLP with fully-connected layers of size 1000, 1000 as used by Van de Ven and Tolias [2019]. We configure the learning rate as 0.0001 and the embedding loss beta as 0.05. The results are derived on NVIDIA GeForce RTX 3090 GPUs.

CIFAR-100. The tasks in this setting are derived the same as in comparison studies. Yet, the backbone model is differently set to a 4-layer CNN as used by Zenke et al. [2017]. We also follow Oswald in most of the hyperparameters, configuring the learning rate to 0.0001, embedding size to 32, as well as using the same scheduling strategies. We train each method with 100 epochs and the

embedding loss beta is set to 0.2 for H-embed and rand-embed hypernets. The results are derived on NVIDIA GeForce RTX 3090 GPUs.

ImageNet-R. For the ImageNet-R dataset, we split the original 200 classes into ten 20-way classification tasks. Because of the uneven class sample size of the ImageNet dataset, each task has varied numbers of training and test samples: Task 1 with 2,166 training samples and 543 test samples, Task 2 with 2,655 training and 716 test samples, . . . until Task 9 with 2,058 training samples and 471 test samples. In our method, we use a learning rate of 0.0005 and an embedding loss beta of 0.05, training the models for 200 epochs. The backbone model is the same as used in comparison experiments. The results are derived on NVIDIA A100 GPUs.

Method	ImageNet-R (N = 5)		ImageNet-R (N = 10)		ImageNet-R (N = 20)	
	FAA↑	DAA↑	FAA↑	DAA↑	FAA↑	DAA↑
w/o CLreg	39.08	79.93	39.89	83.21	34.57	85.11
w/o Hemb	77.37	78.56	42.85	82.05	74.82	83.55
w/o AHP	76.37	77.23	78.37	80.02	74.72	83.47
Ours*	79.72	80.10	81.65	81.86	76.91	85.05

Table 5: **Ablation Studies of H-embed Hnet - LoRA (ViT) on ImageNet-R (N = 5, 10, 20).** Our framework derives the best performance on all three task lengths.

Setting	PermutedMNIST <i>MLP</i>		CIFAR-100 <i>CNN</i>		ImageNet-R <i>ResNet-32</i>	
Method	FAA↑	DAA↑	FAA↑	DAA↑	FAA↑	DAA↑
Vanilla Hnet	97.495	97.488	69.620	79.490	38.202	38.307
Rand-embed Hnet	97.448	97.447	71.250	76.490	38.046	37.956
H-embed Hnet*	97.553	97.560	72.390	76.900	39.212	39.299

Table 6: **Ablation Study of H-embed Hnet - Full Generation on Different Benchmarks and Backbones.** Our H-embedding guidance proves to be effective across all three settings, attaining the highest FAA and DAA.

A.8 In-depth Performance Analysis

For a better analysis of the effectiveness of our strategy, we further investigate the detailed training behavior displayed in CL strategies, showing that our H-embedding guided hypernet is characterized by the following superiority.

Quicker Convergence. With the intention of understanding how our guidance aids the training process, we visualize the test accuracy trends during the training stage of tasks 3, 6, 10 of the 10 CL tasks under Cifar-ResNet setting in Fig. 4. It is shown in the figures that, compared to a hypernet without H-embedding guidance, our method converges noticeably faster and achieves a higher final accuracy performance, especially with the growth of task numbers. Such a phenomenon serves as a further suggestion that our H-embedding guidance provides a substantial enhancement to the task learning in CL through forward transfer.

Embedding Interpretability. To assess the task embeddings $\{e^{(j)}\}_{j=1}^M$ learned in our framework, we compute the task-wise Euclidean distances of the embeddings obtained with and without H-embedding guidance, and visualize the discrepancy between these two distance matrices in Fig. 5. Red signifies that the with-guidance embeddings result in a closer distance between the two tasks compared to the without-guidance embeddings, while blue represents the opposite. Take task 8, a

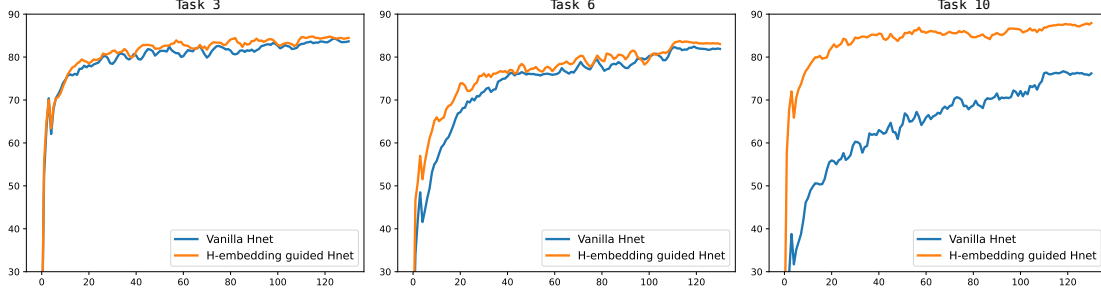


Figure 4: **Plotting of test accuracy during training task 3, 6, 10 of CIFAR-100**, with axis x and y for the number of checkpoints and accuracy respectively. The blue curve represents the vanilla hypernet and the orange represents our H-embedding guided hypernet. As CL progresses, our method exhibits quicker convergence to higher accuracy in later tasks.

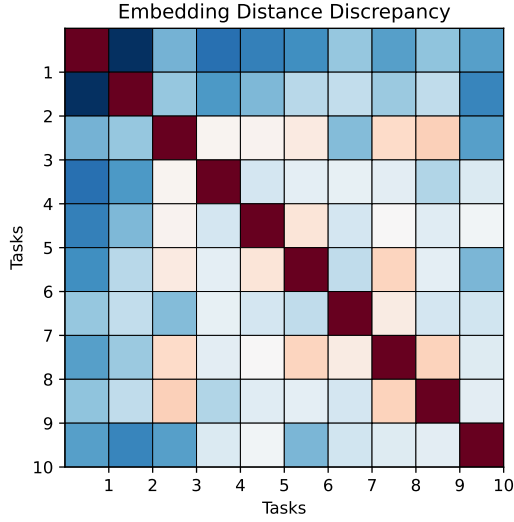


Figure 5: **Visualization of discrepancy between the task embedding distances learned w/ and w/o H-embedding guidance.** The grid of i -th row and j -th column represents the distance of task i and j . Darker cells indicate a larger discrepancy, with red for $d(w/) < d(w/o)$ and blue vice versa.

CIFAR-100 split task covering classes of people and reptiles, as an instance. The embedding derived in our H-embedding guided hypernet successfully marks tasks 3, 5, 6, 7, 9 as more related, which all contain coverage of terrestrial animal classes or human scenarios. Such correspondence with human intuition suggests a better capture of task interrelationships, leading to higher CL efficiency.

Optimal Overall Transfer Ability. Following Sec. 5.3, we assess the FWT and BWT performance of all methods in comparison study and list them in Table 7. Our framework derives the best overall ability, displaying competitive performance in both forward and backward transfer.

Task	CIFAR-100			ImageNet-R		
Method	$\mathcal{F}AA$ (\uparrow)	$\mathcal{B}WT$ (\uparrow)	$\mathcal{F}WT$ (\uparrow)	$\mathcal{F}AA$ (\uparrow)	$\mathcal{B}WT$ (\uparrow)	$\mathcal{F}WT$ (\uparrow)
Finetune (ResNet)	19.13	-59.89	0.20	15.08	-41.34	19.74
LwF	34.35	-50.20	5.73	17.30	-23.36	3.39
EWC	37.83	-46.38	5.40	15.77	-12.20	-9.47
L2	41.49	-43.47	6.14	15.95	-47.82	26.34
PredKD + FeatKD	34.43	-49.29	4.91	18.22	-22.15	3.39
PackNet	70.68	- (N/A)	-8.14	34.63	- (N/A)	1.99
HyperNet	81.57	-0.06	2.82	38.03	-0.15	4.88
WSN	82.75	- (N/A)	3.94	37.99	- (N/A)	5.67
H-embed Hnet*	83.08	-0.01	4.27	38.16	0.07	4.80
L2P	83.18	-4.51	7.34	71.26	-4.87	3.82
DualPrompt	81.48	-4.93	6.06	68.22	-5.59	1.50
CODA-Prompt	86.31	-4.36	10.32	74.05	-4.09	5.83
HiDe-Prompt	93.48	-1.54	14.67	74.65	-3.81	6.15
InfLoRA	86.75	-4.97	11.37	74.75	-5.92	8.36
SD-LoRA	87.26	-4.79	11.70	77.18	-4.56	9.43
H-embed Hnet-LoRA*	97.07	0.01	16.71	81.38	-0.29	9.36

Table 7: **Accuracy (%) and Transfer (%) Comparison on CIFAR-100 and ImageNet-R.** All range of results are derived by three times running with different random seeds and calculating the average. Our method (marked by ‘*’) achieves the top average accuracy with high confidence.