

# DesignWeaver: Dimensional Scaffolding for Text-to-Image Product Design

Sirui Tao\*  
UC San Diego  
La Jolla, CA, USA

Ivan Liang  
UC San Diego  
La Jolla, CA, USA

Cindy Peng  
Carnegie Mellon University  
Pittsburgh, PA, USA

Zhiqing Wang  
UC San Diego  
La Jolla, CA, USA

Srishti Palani  
Tableau Research  
Palo Alto, CA, USA

Steven P. Dow†  
UC San Diego  
La Jolla, CA, USA

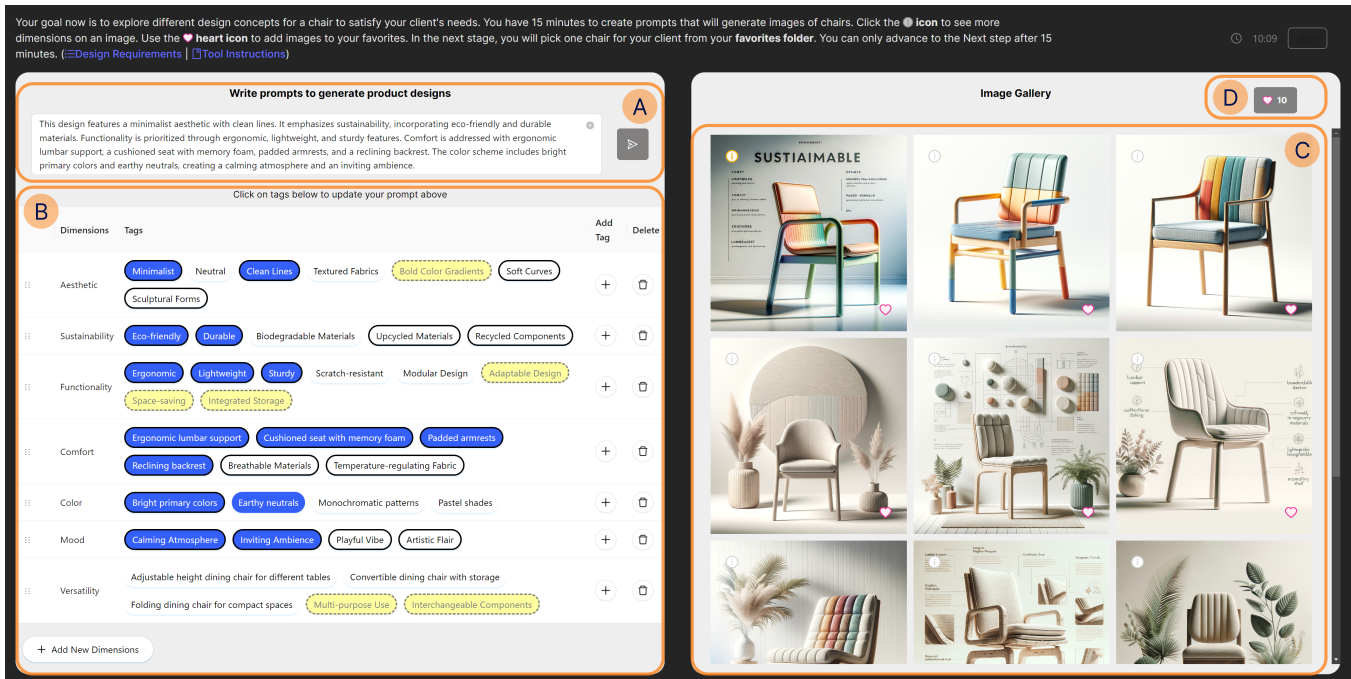


Figure 1: *DesignWeaver*: An AI-enabled product design interface for novices. The components include (A) Prompt Box, (B) Dimension Palette, (C) Image Gallery, and (D) Favorite Folder

## ABSTRACT

Generative AI has enabled novice designers to quickly create professional-looking visual representations for product concepts. However, novices have limited domain knowledge that could constrain their ability to write prompts that effectively explore a product design space. To understand how experts explore and communicate about design spaces, we conducted a formative study with 12 experienced

product designers and found that experts — and their less-versed clients — often use visual references to guide co-design discussions rather than written descriptions. These insights inspired *DesignWeaver*, an interface that helps novices generate prompts for a text-to-image model by surfacing key product design dimensions from generated images into a palette for quick selection. In a study with 52 novices, *DesignWeaver* enabled participants to craft longer prompts with more domain-specific vocabularies, resulting in more diverse, innovative product designs. However, the nuanced prompts heightened participants' expectations beyond what current text-to-image models could deliver. We discuss implications for AI-based product design support tools.

\*Corresponding author. Email: s1tao@ucsd.edu

†Principle Investigator. Email: spdown@ucsd.edu



This work is licensed under a Creative Commons Attribution-NonCommercial 4.0 International License.

CHI '25, April 26-May 1, 2025, Yokohama, Japan

© 2025 Copyright held by the owner/author(s).

ACM ISBN 979-8-4007-1394-1/25/04

<https://doi.org/10.1145/3706598.3714211>

## CCS Concepts

• **Human-centered computing** → **Empirical studies in interaction design**; **Text input**; *Graphical user interfaces*; *Collaborative interaction*; Natural language interfaces.

## Keywords

Creativity support tools, design ideation, idea management, human-AI interaction, text-to-image models

### ACM Reference Format:

Sirui Tao, Ivan Liang, Cindy Peng, Zhiqing Wang, Srishti Palani, and Steven P. Dow. 2025. DesignWeaver: Dimensional Scaffolding for Text-to-Image Product Design. In *CHI Conference on Human Factors in Computing Systems (CHI '25)*, April 26-May 1, 2025, Yokohama, Japan. ACM, New York, NY, USA, 26 pages. <https://doi.org/10.1145/3706598.3714211>

## 1 INTRODUCTION

Recent advancements in Generative AI (GenAI) models [24, 38, 82, 102] have transformed creative processes, opening new approaches to ideation and content generation [22, 50]. These models show significant potential across multiple modalities, including text, images, 3D models, and video [81, 84, 91]. In the Human-Computer Interaction (HCI) community, efforts to improve interactivity with GenAI have focused on refining prompt engineering interfaces, such as structuring prompts through familiar templates [19, 107, 108], studying how designers craft prompts [18, 76], visually rearrange AI-generated images [9, 112], as well as iteratively refining Large Language Model (LLM) prompts using chaining techniques [26, 64, 106]. However, studies also show that supporting prompt engineering through bespoke UIs, such as through multimodal interactions, can introduce unpredictability and hinder practical use for its increased complexity [80].

Researchers have explored using text-to-image (T2I) models to generate renderings to support product design conceptualization [45, 65]. T2I models can quickly produce high-fidelity visualizations that, prior to Gen AI, typically require detailed specifications about the materials and other dimensions (e.g., sizing, color, etc.). Expert designers develop domain-specific knowledge through experiences navigating diverse design scenarios, managing constraints, and mastering design principles, technical details, and available options within a given domain [18, 54, 70, 98]. This expertise allows designers to effectively balance high-level creative goals with technical constraints [104]. However, novice designers, even if experienced with AI prompting, often lack the domain-specific vocabulary and understanding needed to express their ideas clearly [75, 110]. Experts also struggle to convey tacit knowledge, and even if they express those personal and intuitive insights, GenAI may be fickle with underrepresented language in training data [61]. Experts may also benefit from structured, step-by-step prompt interactions to help wrangle unpredictable models. Current T2I models have the potential to aid both experts and novices in product design communication, but they need support to understand key terminology understood by the models.

To understand how experts explore design spaces and communicate with their clients who generally lack domain knowledge and design expertise, we conducted a formative study and interviewed twelve experienced designers (2-20 years in professional

practice) from diverse fields on how they communicate about key dimensions and options with clients. We found that designers often presented multiple alternatives to give their clients choices while maintaining creative control. Both experts and clients rely on visual representations to articulate and negotiate a vision. Based on these insights, we distill design goals for tools to help novices grapple with product design concepts, despite a lack of domain language, by emphasizing visual representations and surfacing key design dimensions and terminology.

Based on these insights, we developed *DesignWeaver*, an interface powered by GPT-4 and DALL-E 3, designed to support novice designers through a technique we call *dimensional scaffolding*. *DesignWeaver* enables rapid iteration on text prompts by surfacing key design dimensions of user-curated images and allowing users to toggle on/off language from the "dimension palette." Key dimensions, such as geometry, style, color, and material, emerge organically through bidirectional interaction between text prompts and generated images. We hypothesize this technique helps users discover and adjust key dimensions, compensating for their lack of domain-specific knowledge, leading to more effective prompts while avoiding cognitive overload from advanced AI features.

To evaluate the effectiveness of *DesignWeaver*, we focused on three research questions:

- (1) How does dimensional scaffolding affect the **quality, length, and use of domain-specific language in text prompts** compared to a standard text-based prompting interface?
- (2) How do differences in the text prompts enabled by dimensional scaffolding affect the **diversity and quality of generated product designs** compared to a standard text-based prompting interface?
- (3) **How do participants engage with dimensional scaffolding** and what are their overall impressions using text-to-image models for product design?

To investigate these research questions, we conducted a between-subjects study (n=52), where participants created a chair design based on a design brief using either *DesignWeaver* or a baseline interface — a standard text-based prompting interface (like ChatGPT). We collected user-generated design artifacts, system logs, survey ratings, and semi-structured interviews to gather quantitative and qualitative insights.

The study finds that *DesignWeaver's dimensional scaffolding* enabled users to explore various design combinations and uncover dimensions they might not have considered with a text-based prompting interface. Participants using *DesignWeaver* produced longer prompts with more nuance (unique domain vocabulary) from the outset. *DesignWeaver* created a complementary interaction between text and images, leading to more nuanced prompts and better design outcomes. *DesignWeaver* participants produced images with greater diversity as measured by CLIP-based similarity [82] and higher overall novelty as rated by blind-to-condition experts. On average, participants using *DesignWeaver* added 3.1 new dimensions and 19.1 new tags to the palette. While this led to longer, more nuanced prompts, the *DesignWeaver* participants issued fewer prompts overall and seemed to have greater expectations for the T2I outputs. This sometimes led to frustration (as measured by their satisfaction level with both the process and the result). We

discuss how generative AI platforms might want to tamper with expectations as the underlying T2I models continue to evolve.

This paper contributes:

- A novel system, *DesignWeaver*, introducing dimensional scaffolding for iteratively authoring prompts and discovering key design dimensions through output inspection.
- An empirical study shows that *DesignWeaver* enhances iterative prompt refinement, improves creative exploration through novel design dimensions, and fosters design innovation, with AI-based image diversity aligning closely with expert ratings on novelty.
- An insight that helping users author longer, more precise text prompts for GenAI may lead to frustration if not met with equally accurate image outputs.

## 2 RELATED WORK

### 2.1 Challenges of Design Space Exploration

Exploring the design space is a key part of the creative process, helping designers consider different possibilities and find the best solution, with studies highlighting its role in problem-solving and innovation [27, 68]. Design space exploration involves identifying and testing various alternatives across dimensions such as form, function, aesthetics, and usability [109]. However, the complexity of design problems often overwhelms the exploration process, particularly for novices who may lack experience in identifying relevant dimensions and exploring trade-offs between solutions [69]. While expert designers can rely on tacit knowledge and heuristics, novices often struggle to understand the structure of the design space and how to traverse it effectively [1]. Research has shown that novices focus on surface-level features and have difficulty framing problems and generating alternatives [4, 37]. This issue is exacerbated in complex domains like product design, where multiple conflicting constraints must be balanced [53]. The formative study later aims to deepen the understanding of novices' and experts' challenges and strategies in design space exploration, building on prior research to inform the development of more effective scaffolding tools.

### 2.2 Tools for Visual Design Space Exploration

Interactive tools have been proposed to support design exploration, with some success in guiding users through multi-dimensional trade-offs [34]. Visualization tools, for instance, allow designers to navigate and explore design dimensions [10, 48, 96]. This research investigates how we might support better design exploration by novices by helping them focus on deeper, rather than surface-level, features in a design space.

Visuals play a pivotal role in design space exploration by bridging the gap between abstract ideas and tangible solutions. Prototypes, such as sketches, diagrams, and digital models, help designers articulate and explore complex design problems [10]. In this context, visuals act as boundary objects—shared artifacts that help designers and AI establish common ground and converge on shared interpretations to explore the design space effectively [33, 93]. Visuals allow designers to externalize their thought processes, making tacit knowledge more explicit and facilitating better communication and collaboration [11, 36]. For instance, early design sketches can capture a wide range of possibilities and support iterative exploration

by providing a visual reference for evaluating different design alternatives [36]. Conceptual diagrams and storyboards enable designers to organize and manipulate information, which can lead to deeper insights and more informed decisions [94]. The iterative nature of prototyping allows designers to explore various design dimensions, including functionality, usability, and aesthetics, and discover unforeseen issues and opportunities, which can be difficult to identify through conceptual thinking alone [29].

Recent advancements in Generative AI (GenAI) have significantly expanded the possibilities for generating visual content in the design process. Tools like DALL-E [7, 83, 84], Stable Diffusion [86], and MidJourney have demonstrated tremendous potential in producing high-quality images from textual descriptions, which can help accelerate design exploration and visualization [24, 38, 83]. These tools can generate content across various modalities, including text [5, 73, 99, 100], images [7, 12, 62, 63, 84, 86, 87], 3D models [35, 56, 59, 60, 72, 81, 90, 114], and video [6, 43, 52, 91, 103].

While these tools have enhanced creative autonomy, they still require users to construct precise prompts, which poses a challenge for novice designers. Additionally, in the field of Human-Computer Interaction (HCI) and graphics, image-image interaction techniques such as in-painting, point-based manipulation, and sketch-based control have been explored to enhance user control over AI-generated outputs without relying solely on textual inputs [44, 78, 112]. These approaches allow designers to refine outputs visually, providing more flexible and interactive methods of engaging with AI-generated images. You might generate many poor alternatives that fall into "valleys" rather than "hills," similar to simulated annealing, where the goal is to avoid suboptimal solutions by exploring a broader solution space [71]. Therefore, despite these advances, novice designers still encounter difficulties refining prompts or controlling the generated outputs through purely visual methods, underscoring the need for better tools that integrate visual and text-based interactions to support more intuitive design exploration. By offering a broad overview and the option to focus on details, dimensional scaffolding helps designers avoid pitfalls and discover better solutions more easily.

### 2.3 Prompt Engineering for Product Design

Prompt engineering is a critical component of GenAI interactions, as it directly influences the relevance and quality of the generated outputs. While general-purpose AI systems have made significant strides in supporting prompt crafting, they often lack the specificity required for dimension-based design exploration, where users must balance multiple design aspects like geometry, style, and functionality. Novice designers are particularly disadvantaged in these tasks, as they struggle to manage these competing design considerations. Novices struggle to construct meaningful prompts and often lack the domain-specific knowledge required to generate effective outputs [74, 76, 110]. Novices may also find themselves overwhelmed by the complexity of generative AI systems, leading to suboptimal or irrelevant results. Even expert designers face the problem of abstraction matching and expressing tacit knowledge in text-based prompts: when the user has a well-formed intent, how do they select an utterance from the near-infinite space of naturalistic utterances that they believe the system will reliably map to a satisfactory

solution? This involves “matching” the utterance to the right level of “abstraction” by specifying the utterance at a level of granularity and detail that matches the set of actions the system can take and selecting suitable words and grammar [61]. A study of how professional designers craft prompts shows that they focus more on the strategies and practices involved in prompt crafting. In contrast, novice designers often struggle with surfacing key design dimensions and lack effective prompt writing practices [17]. This gap in prompt crafting knowledge among novices presents a significant barrier to utilizing AI tools effectively.

Efforts in HCI have focused on developing UI interfaces for prompt engineering, which assist users in crafting more effective prompts by providing structured input and output fields [9, 16, 96] or augmenting search [14, 92]. For example, systems like Jamplate structure AI prompts using familiar templates, helping users generate effective outputs without fully surfacing key design dimensions [108]. These tools simplify prompt creation but do not provide comprehensive guidance for dimension-based exploration. In addition to structured UIs, the concept of LLM chaining has been explored, where users iteratively refine prompts and outputs by chaining multiple steps together [26, 64, 106]. This multi-step approach allows for more complex interactions and refinement of generated content, supporting more sophisticated design workflows. However, even these advancements do not fully address the needs of novice designers, who require more comprehensive support for balancing and exploring multiple design dimensions simultaneously. This research examines how AI can help novice designers discover the correct language for their prompts by inspecting the curated images and surfacing the key product dimensions in a palette.

### 3 FORMATIVE STUDY

This study aims to understand how designers explore the design space to meet client goals, communicate with clients to clarify preferences, and negotiate constraints to converge on a solution for further development. We conducted semi-structured, one-on-one interviews with twelve experienced designers who specialized in diverse design fields and had professional experience ranging from over two years in furniture design to more than twenty years in speculative and architectural design (see Table 1).

**Participants:** To ensure broad representation, we recruited expert designers from academia, design studios, corporate settings, and independent shops with roles in consumer electronics, medical devices, startups, bespoke furniture, and outdoor environments. Recruitment involved targeted outreach on LinkedIn, Reddit, and Discord within design-focused communities. Interested individuals signed up via an online form detailing their background and experience in creating customized client designs. We prioritized diversity in domains (e.g., furniture, product design, architecture) and experience levels (minimum of two years in the field). Our sample size aligns with formative studies in prior HCI research [45, 48, 58], offering rich insights into design generation and client communication. Continuous data analysis revealed clear convergence in participant feedback, which is shared below.

**Method:** Semi-structured interviews lasting 30 to 60 minutes were conducted over video calls. These interviews followed a consistent protocol while allowing flexibility for participants to share

unique insights. The questions focused on their design processes, client interactions, key considerations, challenges, and strategies for managing trade-offs, constraints, and client feedback. For the full list of interview questions, please refer to Appendix C.2. A qualitative analysis of the session transcripts was performed using an open coding scheme, grouping quotes into recurring themes. This approach indicated data saturation and supported the validity and robustness of our findings.

Experts	Years of Experience	Design Domain(s)
E1	10	Architecture, Product
E2	21	Speculative, Architecture
E3	3	Furniture
E4	11	Furniture
E5	16	Product
E6	16	Industrial
E7	11	Industrial
E8	3	Product
E9	4	Product, Furniture
E10	3	Furniture
E11	5	Landscape Architecture
E12	6	Product, Industrial

**Table 1: Characteristics of formative study participants.**

#### 3.1 Insight 1: Clients Often Struggle to Articulate Specific Preferences and Rely on Visuals to Express Ideas

Few clients can clearly articulate their vision with specific preferences, often turning to visual aids or physical materials to communicate their ideas more effectively. As [E3] points out,

*“Sometimes, on top of rough sketches and photos of inspiration, clients even provide fabric swatches, color samples, or other physical materials to guide the design process.”*

These visuals help bridge the gap between vague ideas and concrete preferences. Designers, in turn, must carefully analyze these materials to “identify key themes, categorize preferences, and highlight main priorities” (E3).

Designers, likewise, share visual representations with clients to allow them to get into specific details but in a colloquial manner, as [E4] explains, “When I send a sketch to the client, they might circle parts they don’t like and say, ‘Okay, I don’t like this.’” However, even with the help of visual aids, [E9] points out that “it can still be difficult for clients to communicate their needs fully”. Some clients go further by bringing external inspirations, as [E8] highlights: “Some clients bring pictures from places like France or friends, and others share videos of the furniture they want.” Visual tools are also crucial in preventing unwanted outcomes, as [E7] emphasizes the importance of avoiding negative surprises, “with a product that surprised users, but not in a good way,” where clients may react with “Oh, I wasn’t expecting this, and this doesn’t feel right” (E7).

### 3.2 Insight 2: Designers Present Multiple Visual Alternatives to Support Tacit Communication

This approach typically starts with [E3] “exploring various forms and ideas before narrowing down” to the most feasible ones. This initial exploration often leads to the presentation of [E5] “three strong options, detailing why each one is specific and discussing one standout option.” By presenting multiple alternatives, designers can encourage more diverse and authentic feedback from clients, as this approach helps surface key design principles through comparison and exploration, ultimately fostering better design outcomes and increased confidence in the design process [29, 97]. As [E6] notes, “we impress clients by involving them throughout the brainstorming session...we display ideas on the wall and present numerous concepts that we feel strongly about.” This method allows designers to share creative ideas and timely reference materials while quickly ruling out what works and what doesn’t for better outcomes. [E7] further reinforces this by engaging in this activity “before moving to a full-scale model.” This method also helps designers and clients identify key constraints, such as budget and materials, and assess where compromises can be made.

[E3] “By offering different design options that vary in cost, materials, and aesthetics, this helps to identify what aspects are non-negotiable for the client and where they are willing to make compromises. For instance, if a material is too expensive, we present a more affordable alternative that aligns with their design goals.”

Designers often face challenges when moving into the manufacturing phase, where decisions about form and shape can cause regret. [E6] reflects, “In hindsight, we should have designed a different product to simplify the manufacturing process...ensuring the texture and color were correct was notably difficult.” Collaboration with engineering and manufacturing teams is crucial, as high prototyping costs, often thousands of dollars, require efficient communication and well-refined choices before implementation. The designers we interviewed consistently showed three versions with detailed breakdowns to highlight the impact of individual changes on the overall project, aiming to exceed client expectations and minimize major revisions.

### 3.3 Insight 3: Designers Convey Trade-offs Across Multiple Dimensions to Educate and Manage Expectations

During the design process, clients often bring ambitious, idealistic visions that require adjustments to align with practical realities. As noted by [E11], “[clients] will also be more idealistic. Because sometimes I find that an idea and its practicality don’t go hand in hand.” For physical products, especially furniture, space constraints often require adjustments to form and materials to ensure suitability: [E10] “I may find the need to communicate that the size constraints they’ve mentioned are not aesthetically suitable or practical for their space.”

Social media can further complicate these discussions, as clients often want materials they’ve seen online without considering practical factors. As highlighted by [E11], “They want the exact same

materials as seen on TikTok or Instagram, and do not consider other things like their local environment or the most suitable materials.” Budget limitations often pose a significant challenge, as clients frequently underestimate the costs of their desired designs, leading to a misalignment between their expectations and the final deliverable. [E4] shared, “Clients often demand specific colors without realizing their budget covers less than half the cost,” highlighting how limited material availability and custom sourcing can significantly increase costs. Designers guide clients through these decisions and explain why certain choices are necessary, often convincing them to trust their expertise. As [E7] noted,

“There are always situations where clients have specific preferences about the look or colors, and I need to help them understand that my choices are based on professional expertise and are the best fit for the project.”

In many cases, clients prioritize appearance over durability, making it challenging for designers to convey the importance of longevity over aesthetics for a lasting, valuable purchase. Similarly, [E10] shared “Sometimes, clients may ask for cheaper alternatives ‘cause their initial budget is insufficient for the desired look.” Timelines and material availability create additional obstacles, as supported by [E10]: “When I find their request impractical for their space, and when I adjust the design, it sometimes exceeds their budget and deadlines, forcing me to redo the work.” Despite these challenges, most designers find that clients are typically satisfied with the outcome as long as the design captures their original vision.

## 4 DIMENSIONAL SCAFFOLDING SYSTEM

### 4.1 Design Goals

The Formative Study revealed a significant challenge in client-designer interactions: clients often struggle to articulate what they like or dislike about their preferred product concepts, relying on images from the web or social media rather than using technical language. This leaves designers to interpret these visuals, decipher client preferences, and explain design decisions, all while helping clients navigate trade-offs in the design process. To address this, we aim to equip designers—especially novices—with domain-specific language that enhances their ability to construct precise prompts for generating accurate reference images through large language models (LLMs). Beyond simply enabling image rendering based on less concrete or imprecise input, this approach supports a principled exploration of key design dimensions and options within the design space. By structuring these explorations and capturing critical trade-offs, designers are better positioned to systematically navigate the design space, fostering informed decision-making and thoughtful engagement with design challenges.

Based on these findings and insights from theory and practice, we aim to create a tool with the following design goals:

- **Goal 1: Allow novices to absorb known preferences, requirements, and constraints.** Establishing a context-aware foundation requires a thorough understanding of the client’s identity, vision, and specific needs, which shape and inform the design process [77]. Gaining deep insight into the client, their value, and their project goals, requirements, and constraints allows the designer to make decisions about form,

materials, or style that align with the client’s core intentions. By integrating these elements from the beginning, the designer ensures that every step of the process resonates with the client’s objectives. Collecting tangible examples and personal inspirations of what is already known is crucial to developing a clear sense of the client’s aesthetic preferences and functional requirements and effectively guiding the creative direction for the rest of the design process. Providing a framework for testing different design concepts based on these known constraints helps designers quickly explore trade-offs and refine their decisions, making it easier to compare and communicate these variations with clients.

- **Goal 2: Surface specific dimensions from the product design space.** Current prompt-generation tools often lack the precision and control designers need to tailor outputs effectively, especially when clients struggle to articulate their preferences clearly. This gap highlights the need for designers to surface and refine design dimensions such as form, texture, color, and style—key elements that often emerge only through visual feedback. Sometimes, realizing too late that a different approach would have simplified the manufacturing process or prevented client dissatisfaction can be avoided by anticipating the effects of design decisions early on. By allowing designers to adjust dimensions based on visual cues or client input, the system enables flexible exploration of trade-offs, alignment with client expectations, and real-time testing of design scenarios, minimizing revisions and unforeseen issues. This flexibility is particularly valuable for novice designers, who may lack the vocabulary or experience to navigate all possible variations without such structured experimentation.
- **Goal 3: Enable comparison through multiple visual representations.** Presenting multiple alternative options simultaneously allows designers to explore a broader range of possibilities and engage clients early in the design process [29, 97]. By showcasing distinct visual variations that emphasize different elements, designers can demonstrate how each choice impacts the final product, facilitating comparing and contrasting options quickly and easily. Additionally, this method allows designers to justify their design choices through visual evidence, ensuring client alignment before moving into advanced stages like prototyping or full-scale modeling. Maintaining transparency throughout this process can clarify how decisions were made and ensure that both parties can easily compare and discuss the implications of each option.
- **Goal 4: Facilitate dimensional reasoning through trial and error.** Novice designers often struggle to navigate complex design spaces due to a lack of domain knowledge and the language needed to communicate ideas and trade-offs. Despite access to large language models (LLMs), this gap can hinder their ability to create effective prompts or engage meaningfully with clients. An iterative feedback loop, focused on trial-and-error experimentation, provides a solution by allowing novices to refine their understanding of design-specific language and principles. Through repeated

practice guided by visual references, they can explore alternatives in materials, form, and aesthetics while learning to articulate the trade-offs involved. This process builds the confidence necessary for clear client communication and fosters a deeper understanding of balancing creative vision with practical constraints.

## 4.2 DesignWeaver User Experience

To address the aforementioned design goals, we developed *DesignWeaver* with the following workflow shown in Figure 2. Figure 3 overviews the key features.

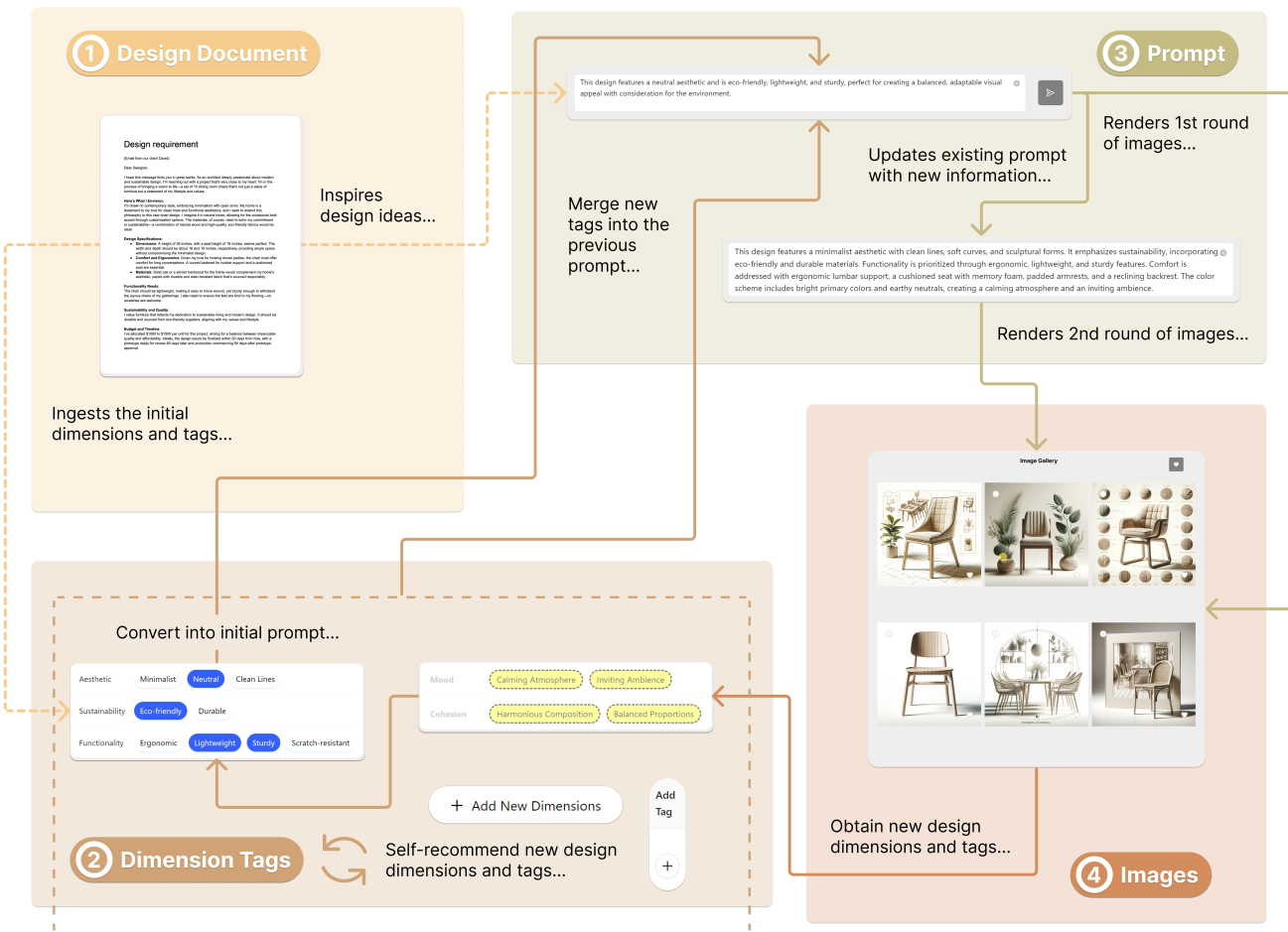
In *DesignWeaver*, users interact mainly through two primary panels: the Design Panel on the left and the Image Panel on the right. Before starting, an initial Design Document is uploaded. This could detail the client’s persona, vision, specifications, budget, and timeline. This document is a crucial guide throughout the design process, helping users make informed decisions while using the tool.

**4.2.1 Design Panel.** The Design Panel is divided into two sections: the Prompt Box at the top and the Dimension Palette at the bottom.

**Prompt Box.** The Prompt Box is a standard text input area that allows users to type prompts for image generation. Users could describe their design vision in their own words or use keywords as inputs for the DALL-E 3 API to function. It includes a scroll bar for longer inputs and a Send Button on the right side to submit the prompt. Prompt Box introduces two additional features. The first is an auto-complete feature, automatically completing any partially written input when activated. The second is a merging feature that combines user-written content with newly generated dimension tags (which will be explained in the next section).

**Dimension Palette.** The Dimension Palette is the most essential feature that distinguishes *DesignWeaver* from other tools. It helps users discover and refine design dimensions by providing categorized style tags based on keywords extracted from the uploaded Design Document. In this context, the term dimension refers to a broad design concept or aspect, such as aesthetics, sustainability, or functionality, displayed as the title of each row in the Dimension Palette. For each dimension, such as “Aesthetics,” there are associated subcategories like “modern,” “classical,” or “minimalism,” which are located within the same row. These subcategories appear as clickable style tags. Users can add new tags to any row that fits the existing dimension, delete tags, introduce new dimensions (which will create new rows), remove entire rows, and reorder them as needed.

Users can select from a list of LLM-generated recommendations when adding new tags or creating custom tags. The exact process applies when adding new dimensions. Single clicking on a style tag within a dimension changes its color from default white to bright blue and simultaneously updates the prompt in the Prompt Box. For instance, selecting the tag “Minimalist” will automatically generate the phrase “The design embraces a minimalist aesthetic” in the Prompt Box. Users can continue to add more tags to refine the prompt further. Once satisfied, they can click the Send Button to generate images. After a brief moment, three images will appear on the right-hand side in the Image Panel, displayed in a row.



**Figure 2: Overview of the iterative design process using DesignWeaver. The process involves four main stages: (1) Ingest the design document to extract initial dimensions and tags, (2) Refine and recommend dimensions to generate prompts, (3) Use prompts to render and refine images, and (4) Iterate based on new dimensions and tags inspired by the generated images.**

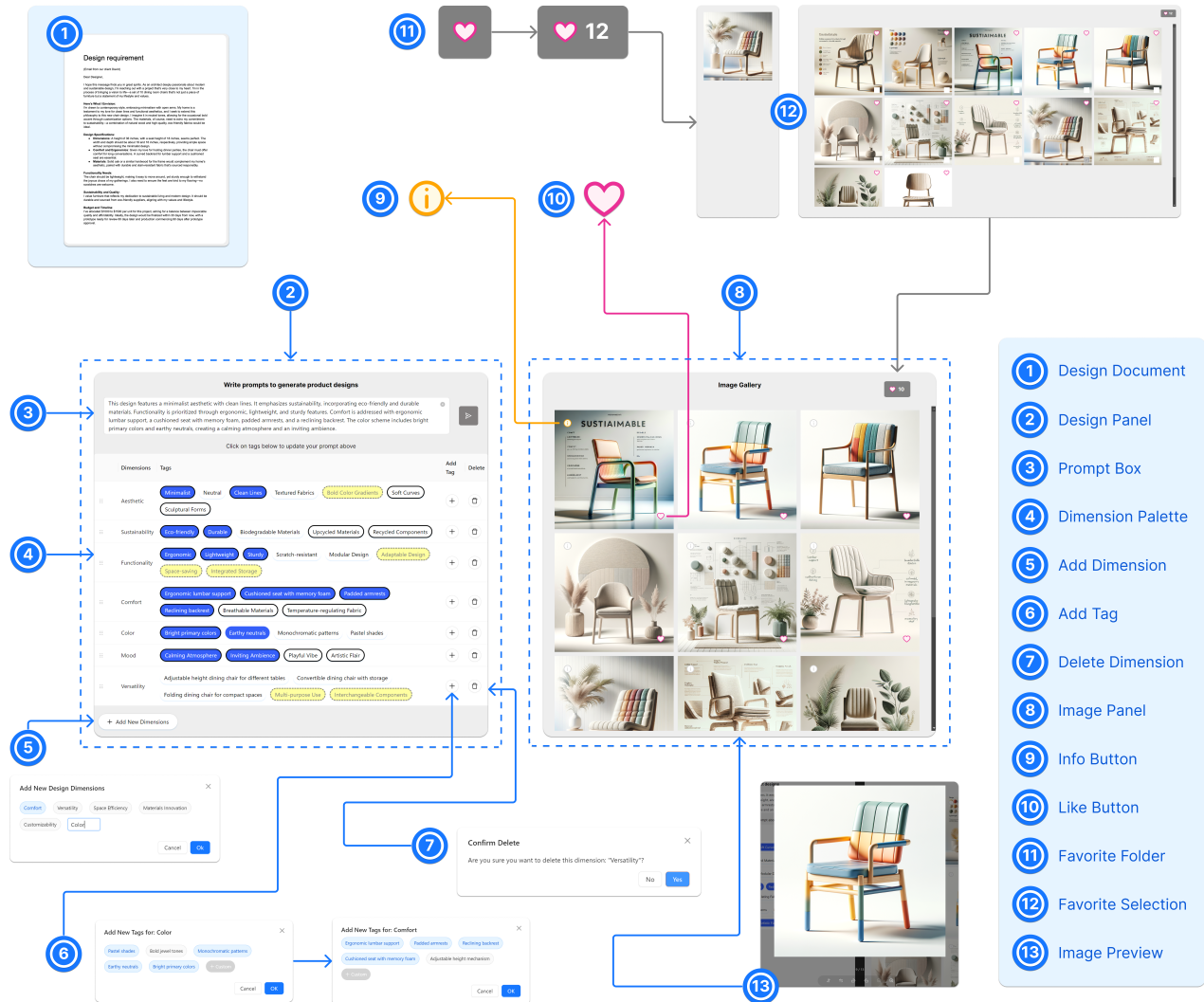
**4.2.2 Image Panel.** Users start with an empty Image Panel. Pressing the Send Button in the Prompt Box generates three images, each with a heart icon and an info icon at the bottom right. Users can click an image to zoom, flip, or expand it for a detailed preview. After generating the first set, they can modify the prompt and generate new images, repeating the process for continuous exploration.

**Like Button & Favorite Folder.** The heart icon lets users like an image, which is then stored in the Favorite Folder at the top right for quick access. Clicking the Favorite Folder shows only liked images, helping users filter and compare them. All images remain visible in the Image Panel by default, but users can toggle between the full gallery and favorites by clicking the Favorite Folder again.

**Info Button.** Clicking the Info Icon reveals style tags on the Dimension Palette, including those used for image generation and additional ones discovered by an image understanding model (GPT-4o-mini). Tags are highlighted in yellow with dashed outlines for

temporary visibility—existing tags appear bolded in yellow, while new ones have dashed outlines. A single click adds a tag and a double click activates it, turning it blue and adding it to the Prompt Box as part of the evolving prompt. The prompt updates only when a tag is activated. Users can click the Info Button again to hide all tags.

Users exploring the design space with DesignWeaver switch between the Design Panel and Image Panel, forming a natural design iteration loop. The Dimension Palette displays design dimensions refined through previous prompts, helping users improve future ones. The Image Panel shows generated results, enabling visual exploration and interaction. This iterative process deepens users' understanding of the design space, revealing new design dimensions and prompting language, allowing them to craft more effective prompts and generate images that better match their design vision.



**Figure 3: User Interface of DesignWeaver.** The UI facilitates structured dimensional tagging and interactive exploration of AI-generated designs. Key features include a design document for guidance, a prompt box for input, a dimension palette for organizing and modifying design aspects, and an image panel displaying generated outputs. Users can add or delete dimensions, tag designs, view detailed image information, and curate favorite designs for final selection. This workflow supports iterative refinement and creativity.

### 4.3 Implementation Details

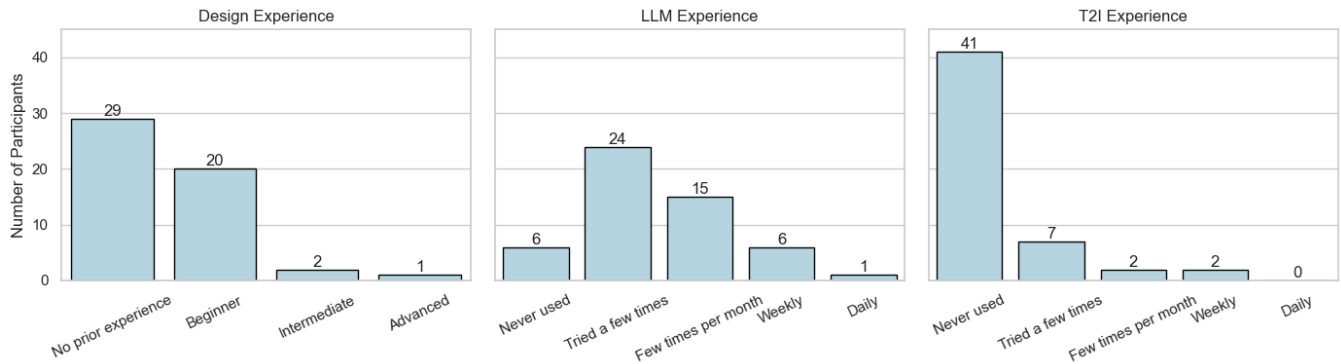
*DesignWeaver* is a web application built with React and powered by a Python backend. All logged data, including prompts and tags used, are stored in Firebase, while generated images are downloaded via the Python backend and uploaded to Google Firestore. Image generation is handled using OpenAI’s DALL-E 3 API.

**4.3.1 Design Palette Initialization.** Three dimensions with corresponding design tags are extracted from the provided design document (see Appendix B.1) using GPT-4o to initialize the Dimension

Palette. We instructed the model to pick the three most relevant dimensions to form the initial dimensions and design tags (see Appendix A.1). We hope the appropriate information from the design document could help users with the cold-start problem.

**4.3.2 Prompt Generation & Update.** GPT-4o converts tags into prompt text for accurate and high-quality formatting. When tags are added or removed, GPT-4o generates and updates prompts as described in Appendix A.2. The model compares old and new tags, ensuring tags with zero weight are removed, tags with weight one





**Figure 4: Number of user study participants with diverse experience in design, large language models, and text-to-image models.**

are included, and the original prompt structure is preserved as much as possible.

**4.3.3 Image Generation & Tag Extraction.** Each time we use DALL-E 3 to generate three new images per iteration, we save their corresponding tags and prompts in Firebase (see Appendix A.3). To enhance these tags, we leverage the fast processing speed of GPT-4o-mini to extract additional style tags and design dimensions from the generated images (see Appendix A.4).

**4.3.4 New Tag & Dimension Recommendation.** The model’s prompt incorporates existing style tags and dimensions as constraints to generate relevant recommendations. It builds on these tags to discover new dimensions by analyzing the current image, ensuring the outputs stay contextually relevant while avoiding redundant tags or dimensions (see Appendix A.5 and A.6).

## 5 USER STUDY

We conducted a user study to explore whether integrated dimensional scaffolding improves novice reasoning and aligns their design process with expert-level thinking. Focusing on chair design, a familiar object with rich stylistic variation, we examined how structured guidance influences participants’ understanding of design dimensions, prompt construction, and final outputs. We compared our full tool with a baseline interface, offering dimensional scaffolding and structured prompts.

### 5.1 Design Task

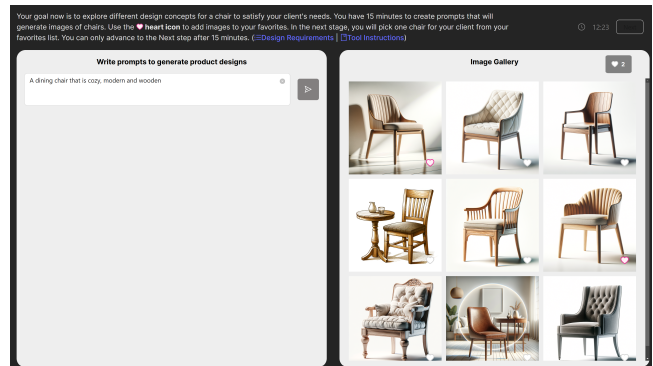
We chose chair design for our user study because of its universal familiarity and design complexity. As an everyday object, it provides novices with a practical entry point into design processes. Chairs have long been a focus for designers and architects, especially during formative training, due to their rich history and evolution across various design movements. Their diverse design dimensions—ergonomics, aesthetics, and materials—make chairs a versatile subject that balances functional needs with creative expression [32].

### 5.2 Participants

We recruited a group of 52 participants (19 to 31 years old; 36 females) in a hybrid format (5 remotely and 47 in person) from

varying backgrounds and varying experience with design, large-language-model (LLM), and text-to-image-model (T2I). Regarding the respective experience level, Figure 4 provides a comprehensive overview.

### 5.3 Baseline Condition



**Figure 5: The baseline interface mimics a standard text-to-image setup, excluding scaffolding components.**

To assess the efficacy of dimensional scaffolding, our study compares the performance of *DesignWeaver* with a baseline version of *DesignWeaver*. The baseline condition removes key features such as the initial digestion of the design document, the info button on the Image Panel for extracting dimensions, and the Dimension Palette on the Design Panel, retaining only the Prompt Box, Like Button, and Favorite Folder to mimic a standard text-to-image interface (see Figure 5). This baseline condition was chosen to isolate the specific impact of dimensional scaffolding by removing features that explicitly support design dimension extraction and organization. By mirroring a more straightforward, commonly used text-to-image interface, the baseline allows us to evaluate how these scaffolding features influence participants’ ability to navigate and generate within the design space.

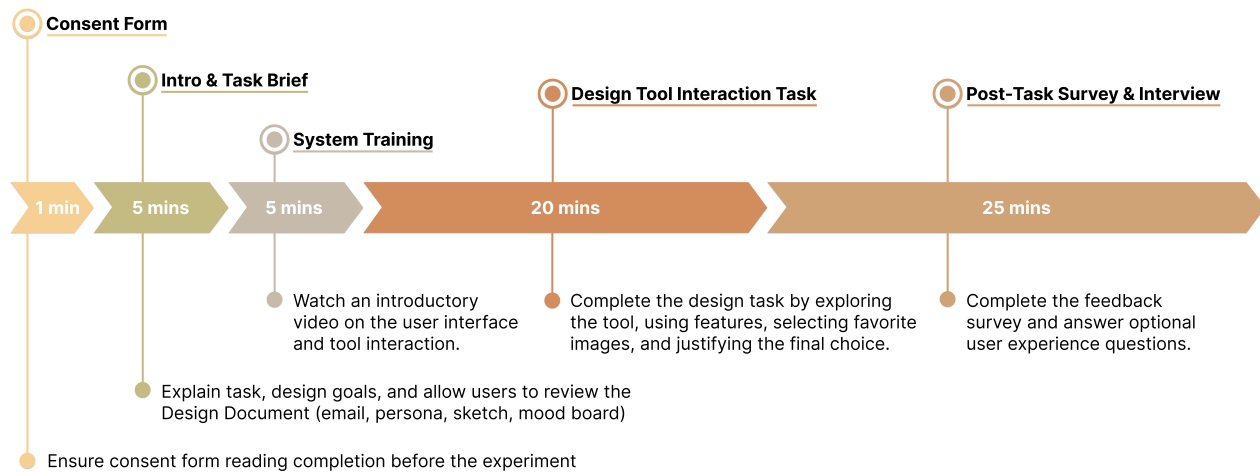


Figure 6: Workflow of the user study.

## 5.4 Study Protocol

Participants read the background of the user study, completed a screening survey, and reviewed the consent form. Upon consenting, participants were assigned to either the baseline group or the *DesignWeaver* group, each receiving an introduction to their respective tools. Before beginning the tasks, a scenario overview was provided, followed by guidance on the tool features, as shown in Figure 6.

**5.4.1 Consent Form (1 minute).** Before starting this IRB-exempt experiment, participants reviewed a consent form.

**5.4.2 Introduction to the Scenario and Familiarization with Tools (10 minutes).** After the initial survey, participants in both groups received documents, including a client email with design requirements, a client persona with detailed information, sketches of dining chair concepts, and a mood board. Participants had 5 minutes to review these materials, which remained accessible throughout the design process. Baseline group participants received a tutorial on their baseline tool, while *DesignWeaver* group participants were introduced to *DesignWeaver* with additional tag selection and information reveal features. Both groups could access the tutorial slides during the design process to ensure familiarity with the tools. This introduction video stage also takes 5 minutes.

**5.4.3 Design Exercise (20 minutes).** Participants were then given 15 minutes, plus a 1-minute grace period, to generate images for a dining chair design. The baseline group used the tool with simple text prompts, while the *DesignWeaver* group utilized the full tool's tag selection and information reveal features to craft prompts. Each prompt submission generated three images, and participants could view all generated images, selecting those they 'Liked' for the potential final design. An additional few minutes were provided after the exercise to finalize selections. After the time is up, they will have a few minutes to pick the final image from all the liked images.

**5.4.4 Post-Survey and Interview (20-30 minutes).** After completing the tasks, participants filled out feedback surveys tailored to their group experience, assessing criteria for final design selection, alignment with client needs, and understanding of design dimensions. The surveys evaluated satisfaction with the tool's outputs, ease of converting ideas into prompts, and overall support in visualizing and refining concepts. They will elaborate on their Likert question response by thinking out aloud. The audio is automatically transcribed and used for later quantitative and qualitative analysis. This was followed by an in-depth interview exploring participants' experiences, design processes, tool effectiveness, and any challenges encountered. Feedback from surveys and interviews offered insights into tool interaction and highlighted areas for improvement.

## 5.5 Data Collection

We gathered data from three primary sources throughout the experiment. First, we collected the prompts used and images generated by each participant, along with the dimensions and tags used by each *DesignWeaver* participant. We also tracked the time taken for each generation iteration. In terms of surveys, participants completed a screening survey that collected demographic and background information, including age, gender, language proficiency, and experience with design, LLMs, and T2I models. Following the experiment, participants responded to a post-experiment survey, which included Likert-scale ratings (from 1-7, Strongly Disagree to Strongly Agree) and open-ended questions covering a broad range of topics we aimed to explore.

In addition, we recorded audio transcriptions of the participants' verbal responses during the Likert scale ratings and collected elaborations through an open interview after the experiment. To evaluate the final images selected by the participants, we gathered ratings from six design experts (2-5 years of design experience), who rated novelty and alignment with the client's request on a scale from 1 to 7 (strongly dislike to strongly like).

One user from the baseline condition was excluded because a large portion of the design document was directly pasted into the prompt box, creating outliers when analyzing the prompt. This eliminated participant reduced the number of participants in the baseline group from 26 to 25.

## 5.6 Data Analysis

**5.6.1 Quantitative Data.** We compared the numerical difference between prompt length, diversity (number of design terms it contains), iteration time, and the quantitative part of the survey. Design term here is defined as a word or phrase that represents a specific aspect or dimension of a design, such as materials (e.g., "oak wood"), aesthetics (e.g., "minimalist"), functionality (e.g., "ergonomic"), or other domain-relevant attributes.

For design term extraction, we developed a customized Natural Language Processing (NLP) pipeline with four key components:

- **Stopword Filtering:** Standard preprocessing (lowercasing, stopwords removal, lemmatization) plus a custom list to filter non-design terms.
- **POS Tagging:** Extracted *nouns* and *adjectives* representing materials, aesthetics and key design attributes.
- **TF-IDF:** Ranked terms by importance, filtering out common words and highlighting key design terms.
- **Word Embeddings:** Used Word2Vec to ensure extracted terms aligned with a design-specific vocabulary.

We analyze the design terms from three sources: 1) the design document, 2) the prompts produced, and 3) the audio transcriptions.

Additionally, we used the ViT-B/32 CLIP model [82] to calculate both image and prompt semantic similarities for the Baseline and *DesignWeaver* conditions across iterations. We also added Levenshtein Distances to measure the word edits in each iteration.

**5.6.2 Qualitative Data.** Two authors used Zoom’s automatic transcription to transcribe and verify the recorded audio into text scripts for qualitative data, including think-aloud elaborations and open-ended user interviews. They then performed a thematic analysis of these transcripts. The insights extracted and user patterns are reported in the following result section.

## 5.7 Reliability Assessment

We merged similar dimensions into broader meta-dimensional categories and then visualized these groupings in a bar chart and found that additional design dimensions emerged beyond the initial three (Aesthetic, Sustainability, and Functionality) that were derived from the design requirements document (see Appendix A.1). Without explicit prompt engineering, *DesignWeaver* users organically discovered nuanced design dimensions, such as comfort, material, and durability mentioned in the design requirement, as shown in Appendix D.3. These results highlight *DesignWeaver*’s ability to support multi-dimensional exploration and structured creativity, enabling participants to develop valid design dimensions even without professional guidance.

## 6 FINDINGS

The findings section overviews participants’ interactions with *DesignWeaver*, highlighting how dimensional scaffolding influenced

their design process and outcomes. Overall, users engaged deeply with the tool, leveraging its scaffolding features to explore design dimensions, craft detailed prompts, and iteratively refine their ideas. One notable example involved a participant curating an image with “sustainability” and “minimalist” tags, which led them to discover an overlooked product dimension—ergonomics (P13). Incorporating this dimension into their prompt generated a design that aligned with their original intent and improved functionality and client appeal. These results illustrate how *DesignWeaver* fosters both creative exploration and the emergence of nuanced design strategies, laying the foundation for the following detailed discussion.

### 6.1 Impact of Dimensional Scaffolding on Prompt Behavior

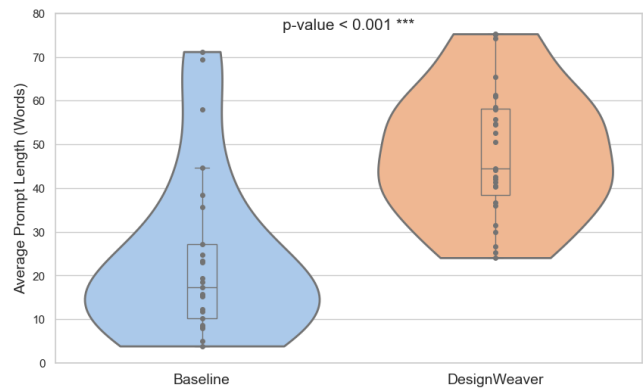


Figure 7: DesignWeaver participants issued longer prompts.

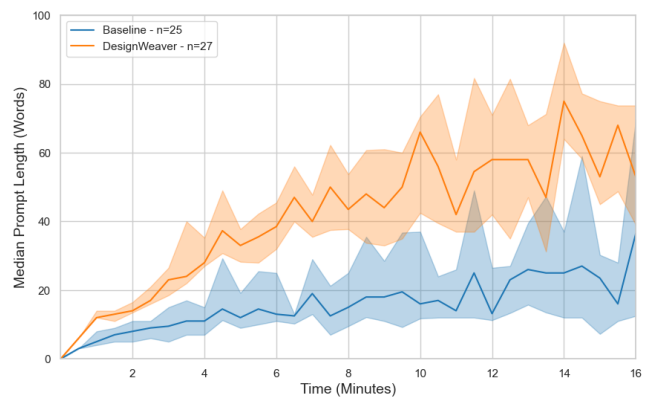
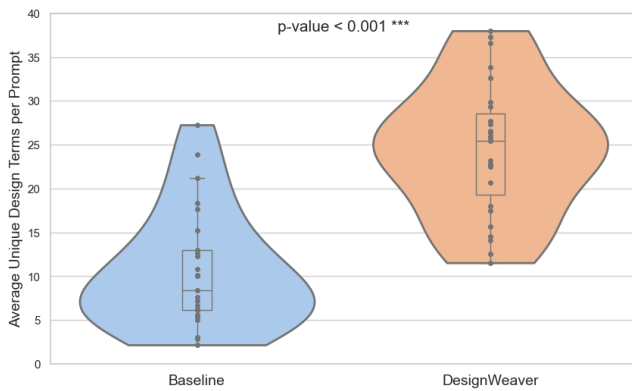


Figure 8: DesignWeaver participants consistently had higher median prompt lengths over time.

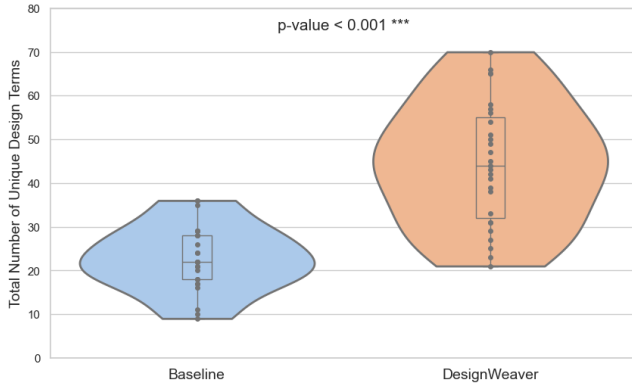
**6.1.1 DesignWeaver Participants Wrote Longer Prompts with Richer Design Vocabulary.** Prompts generated in the *DesignWeaver* condition were more developed compared to those from the Baseline condition. These prompts reflected a deeper consideration of design dimensions such as aesthetics, functionality, and sustainability. The Baseline prompt described a dining chair with basic features like

material, color, and comfort. In contrast, the *DesignWeaver* condition prompted a more nuanced design, incorporating contemporary aesthetics, eco-friendly materials, ergonomic considerations, and playful geometry, showcasing a richer understanding of design dimensions (as shown in Appendix D.1).

Participants using *DesignWeaver* produced significantly longer prompts ( $M = 48.22$ ,  $SD = 15.03$ ) compared to the Baseline group ( $M = 23.73$ ,  $SD = 19.12$ ), with a statistically significant difference ( $U = 97.0$ ,  $p < 0.001$ ), as illustrated in Figure 7. Analysis of prompt length over time showed that participants in the *DesignWeaver* group consistently expanded their prompts, with a steady increase in median prompt length throughout the session (see Figure 8). In contrast, participants in the Baseline group reached a point of stabilization earlier, suggesting a more constrained approach to prompt development and limited iterative exploration.



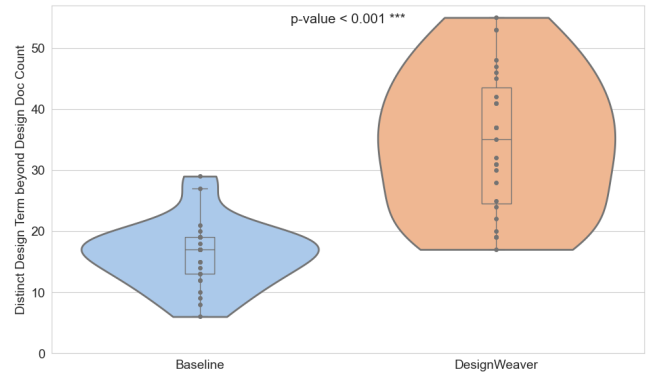
**Figure 9: DesignWeaver participants averaged more unique design terms per prompt than the Baseline.**



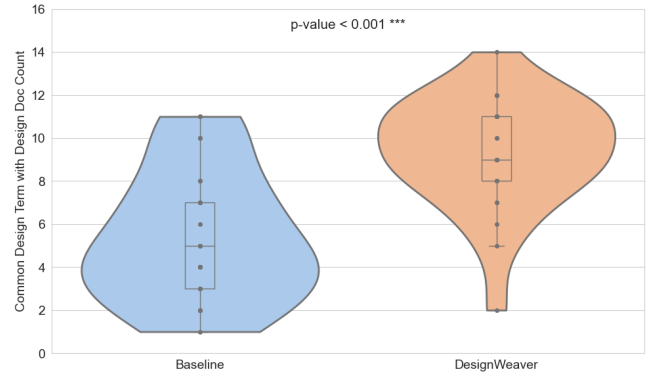
**Figure 10: DesignWeaver participants had a higher total number of unique design terms per session than the Baseline.**

In addition to generating longer prompts, participants in the *DesignWeaver* group employed a broader range of unique design terms. Figure 9 shows, on average, participants in the *DesignWeaver* group used 24.48 unique terms per prompt ( $SD = 7.47$ ), compared to 10.59 unique terms in the Baseline group ( $SD = 6.72$ ). Similarly,

Figure 10 shows that the total number of unique tags per session was also higher in the *DesignWeaver* group ( $M = 44.44$ ,  $SD = 14.07$ ) than in the Baseline group ( $M = 22.72$ ,  $SD = 7.50$ ), with significant differences confirmed by the analysis ( $U = 61.0$ ,  $p < 0.001$  &  $U = 56.5$ ,  $p < 0.001$ ).

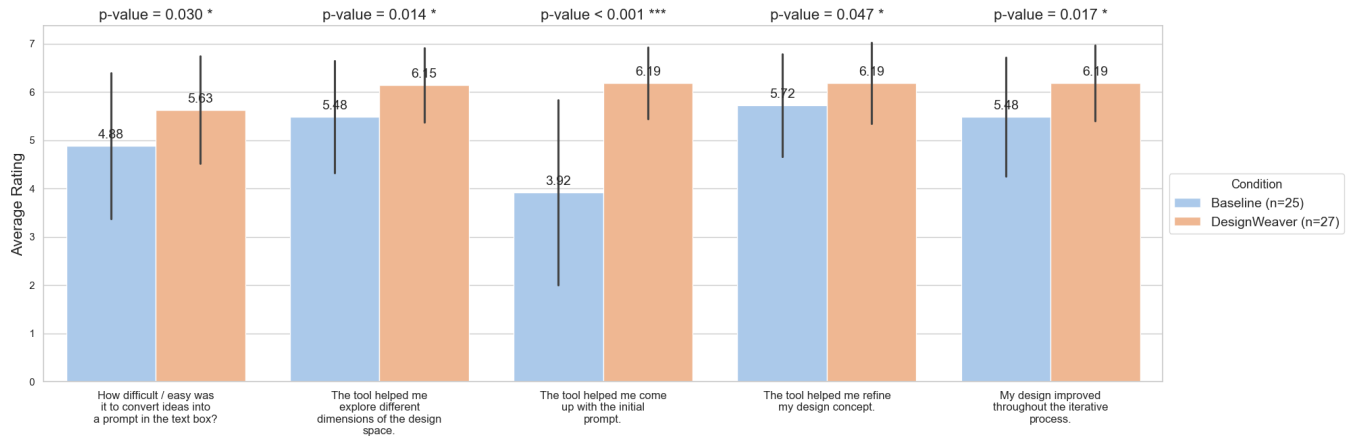


**Figure 11: DesignWeaver participants come up with more distinct design terms than the Baseline.**



**Figure 12: DesignWeaver participants adapted more common design terms than the Baseline.**

To assess the impact of dimensional scaffolding on design vocabulary development, we compared, between the two groups, how many of the design terms were directly adapted from the Design document and how many were developed by the participants themselves while using the tool. Participants using *DesignWeaver* both thought of more distinct design terms ( $M = 34.6$ ,  $SD = 11.7$ ) and common design terms ( $M = 9.4$ ,  $SD = 2.5$ ) from the Design document than those in the Baseline group, who had distinct terms ( $M = 16.2$ ,  $SD = 5.3$ ) and common design terms ( $M = 5.4$ ,  $SD = 3.0$ ), as shown in Figure 11 and Figure 12. Statistically significant differences were observed in the adoption rates for distinct terms ( $U = 635.0$ ,  $p < 0.001$ ) and common design terms ( $U = 566.0$ ,  $p < 0.001$ ), demonstrating that dimensional scaffolding facilitated not only the use of terms from the Design document but also encouraged participants to learn and adopt new design terms.



**Figure 13: Participants rated DesignWeaver higher than the Baseline on ease of idea-to-prompt conversion, design space exploration, prompt generation, concept refinement, and iterative design improvement.**

**6.1.2 Participants Adapted Diverse Prompt Strategies Afforded by DesignWeaver.** Participants using *DesignWeaver* employed multiple strategies during prompt crafting, integrating dimension scaffolding to guide their design process. Initially, all participants (27/27) started with automated prompts generated from selecting tags based on the Design document. Throughout the process, they employed three main strategies: 18 out of 27 used default tags from the discussion panel, 5 out of 27 created custom dimensions and tags, and 12 out of 27 manually edited their prompts. Additionally, 6 out of 27 participants used the information button to map images back to dimension tags, gaining insights into how specific elements influenced the design. Notably, 10 out of 27 participants switched between these strategies. For example, P24 began with default tags such as “Minimalist,” “Eco-friendly,” “Ergonomic,” and “Scratch-resistant.” After reviewing the initial images, they added new dimensions and tags from the recommended list. As they continued, P24 customized tags using terms from the design document, like “stain-resistant,” and further refined their prompts by manually adding specific details such as “Width is 18 inches and depth is 16 inches.” Adopting this expanded range of approaches, participants using *DesignWeaver* found it significantly easier ( $U = 236.5, p = 0.030$ ) to convert ideas into prompts, as reflected in their higher ratings ( $M = 5.63, SD = 1.11$ ) compared to the Baseline group ( $M = 4.88, SD = 1.51$ ) shown in Figure 13.

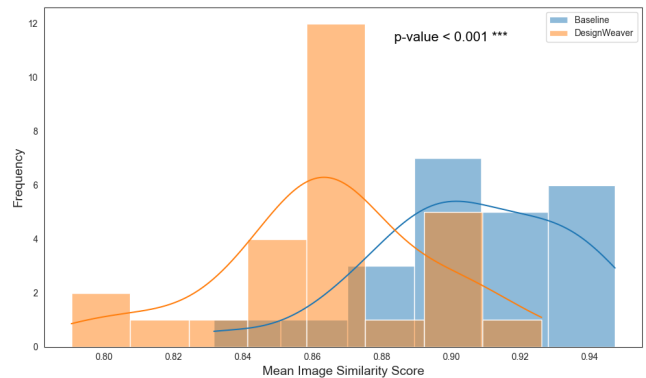
In contrast, all participants (25/25) in the Baseline group relied heavily on vocabulary from design documents and adjusted their prompts iteratively based on visual feedback from generated images. For straightforward requirements like “Solid oak”, participants easily incorporated terms directly from the design documents. For example, P2 stated, “I mainly just copied and pasted from the document and... included those into the prompt.” When dealing with more complex requirements, such as ensuring comfort in long conversations, 24 out of 25 participants started with general terms and refined them based on feedback. As P21 explained, they began with “neutral colored with a cushion seat,” then added features such as wood material and color accents based on how images aligned with their vision, iteratively refining to achieve a closer match. Such

reliance on image feedback was reported to lead to participants’ frustration when images failed to improve; 9 of the 25 participants reported this experience. For instance, P46 noted,

“while I’m ... adding more information or ... keywords to it, but sometimes ... some keywords later, it doesn’t change that much. It just gives me some new pictures, but I can’t really ... tell where... there’s a big change.”

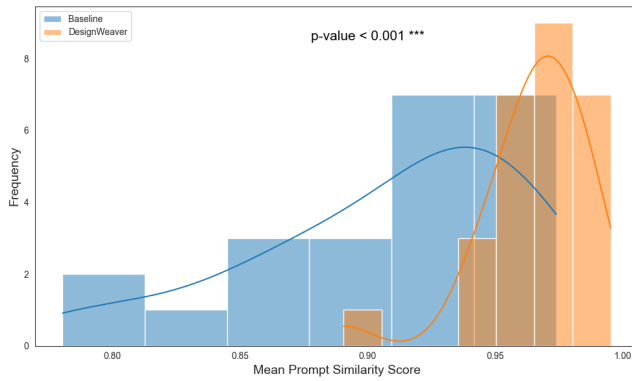
## 6.2 Impact of Dimensional Scaffolding on Generated Artifacts

Using the ViT-B/32 CLIP model [82], we calculated both image and prompt similarities for the Baseline and *DesignWeaver* conditions. Results show that:



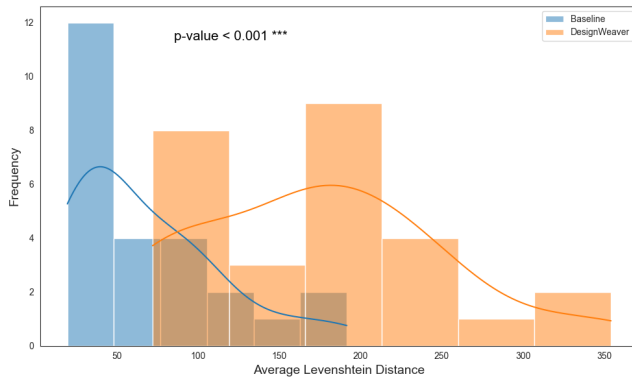
**Figure 14: DesignWeaver participants created semantically more diverse images than the Baseline.**

Both image and prompt similarity scores were significantly different from each other group ( $p < 0.001$ ). In image similarity, Baseline has a mean similarity of 0.903 ( $SD = 0.015$ ), and *DesignWeaver* has a similarity of 0.863 ( $SD = 0.024$ ), which yields a statistically significant difference ( $U = 521.0, p < 0.001$ ) (see Figure 14). In prompt



**Figure 15: DesignWeaver participants created semantically more similar prompts than the Baseline.**

similarity, Baseline has a mean similarity of 0.916 ( $SD=0.035$ ), and *DesignWeaver* has a similarity of 0.964 ( $SD=0.022$ ), which also yields a statistically significant difference ( $U = 78.0, p < 0.001$ ) (see Figure 15). We included more detailed analysis in Appendix D.2.



**Figure 16: DesignWeaver group has larger Levenshtein text edit distance in prompts across iterations than the Baseline.**

To further explore why that semantically similar prompts in *DesignWeaver* yield more semantically diverse image outcomes, we performed a simpler prompt difference comparison using the Levenshtein edit distance to address potential concerns. The results in Figure 16 indicate that users in the *DesignWeaver* condition ( $M = 174.49, SD = 74.83$ ) made significantly more prompt modifications compared to the Baseline Condition ( $M = 68.21, SD = 44.94$ ). A Mann-Whitney U Test produced a U statistic of 76.0 and a p-value less than 0.001, confirming the robustness of our findings.

Lastly, we compared the experts' rating data we gathered on novelty and value alignment for the final images picked by all the participants. We found that *DesignWeaver* condition was rated significantly higher on image novelty ( $M = 4.09, SD = 1.63$ ) compared to the Baseline group ( $M = 3.54, SD = 1.60$ ), with a statistically significant difference ( $U = 9899.0, p = 0.002$ ), as illustrated in Figure 17 (left). Analysis of the alignment with design requirements didn't show a significant difference between *DesignWeaver* condition

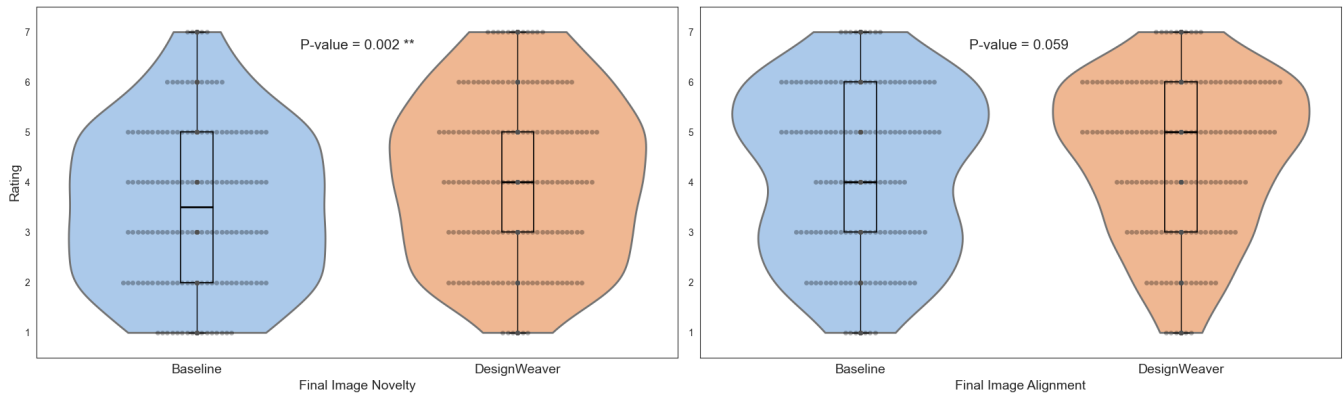
( $M = 4.5, SD = 1.656$ ) and Baseline condition ( $M = 4.2, SD = 1.67$ ) with a statistical significance at 0.059 ( $U = 10925.5$ ), shown in Figure 17 (right). Figure 18 showcases the top 3 chairs rated by experts for their novelty.

### 6.3 Users Perceived Support and Challenges

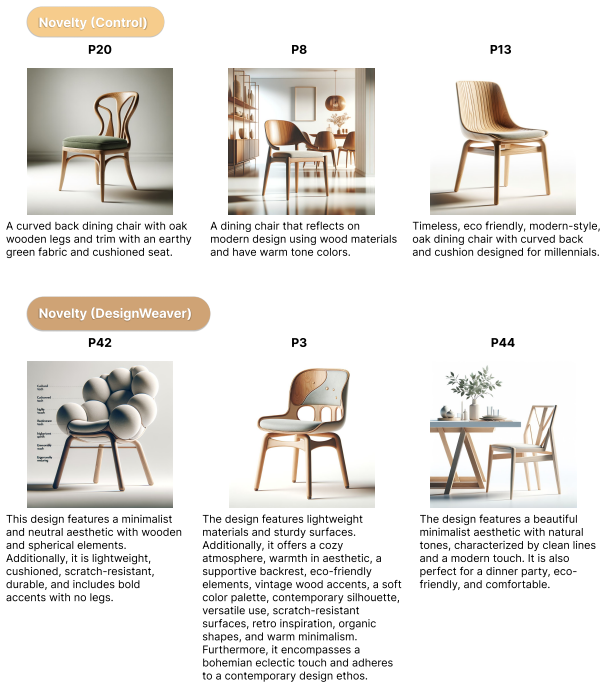
**6.3.1 DesignWeaver Participants Adapted New Design Terms.** One of the primary advantages of *DesignWeaver* reported by participants was its ability to help participants adopt new design terminology. *DesignWeaver* was perceived to significantly aid in adapting new design terms, as evidenced by significantly higher ( $U = 225.0, p = 0.0139$ ) ratings from participants using *DesignWeaver* ( $M = 6.15, SD = 0.77$ ) compared to the Baseline group ( $M = 5.48, SD = 1.16$ ) for exploring different design dimensions (see Figure 13). This adaptability was noticeable from the initial stages of the design process, where *DesignWeaver* generated images that closely aligned with participants' early visions. Participants found *DesignWeaver* highly effective in helping create initial prompts ( $M = 6.19, SD = 0.74$ ), significantly outperforming ( $U = 115.0, p < 0.001$ ) the Baseline group ( $M = 3.92, SD = 1.91$ ). For instance, P7 remarked, "it immediately generated something very similar to the mood board," while P11 noted that it "helped generate a sort of Baseline on what chairs I could generate." Throughout the design process, the tags listed on the panel were instrumental in broadening participants' design exploration, with 8 participants appreciating how these tags introduced new dimensions and terminology they hadn't previously considered. P20 highlighted, "there were lots of different dimensions that I wouldn't typically think about for chairs. So that was like new information." Similarly, P13 valued the exposure to terms like "ergonomic" and "sustainability," which allowed them to refine and expand their design ideas, enhancing their creative versatility.

**6.3.2 DesignWeaver Participants Gained Greater Control Over the Design Process.** Participants also felt that *DesignWeaver* enhanced their control over the design process, enabling them to manage their designs more effectively through tag selection. 8 of the 27 participants mentioned that tag selection helped them efficiently navigate and refine their designs. P1 described their experience: "I was able to change the chair and select different [options] that fit the design... and go back if I wanted to add or change... tags." Among these 8 participants, six highlighted the information button as crucial for staying informed about their current design state and understanding how each modification impacted their design within specific dimensions. P30 explained, "Whenever I got info from the chairs that I liked, it was helpful to see what wording or characteristics I should remember." Participants using *DesignWeaver* reported a greater sense of control, reflected in significantly higher ratings for refining their design concepts ( $M = 6.19, SD = 0.74$ ) compared to the Baseline group ( $M = 5.72, SD = 1.06; U = 251.5, p = 0.047$ ) as shown in Figure 13. They also felt their designs improved more throughout the iterative process ( $M = 6.19, SD = 0.79$ ) than those in the Baseline group ( $M = 5.48, SD = 1.23; U = 226.5, p = 0.017$ ), further supporting the tool's effectiveness.

**6.3.3 DesignWeaver Participants Faced Challenges with Over-Tagging and Generating Specific Designs.** During interviews, participants



**Figure 17: Average expert ratings on the novelty and alignment with the client’s design brief of the participants’ final design. DesignWeaver participants created designs with significantly higher ratings on novelty but not alignment compared to baseline participants.**



**Figure 18: Top 3 expert rated chair on innovation**

also reported challenges while using *DesignWeaver*. A notable issue was that choosing too many tags (over-tagging) led to confusion over the design process. Several participants (5 out of 27) reported that over-tagging led to confusion and a sense of losing baseline over the design process. P11 mentioned, “if you choose too many options, it’ll get a bit too constricted,” reflecting a perception that too many tags can make the system overly restrictive. P1 similarly felt that “at the end, it was kind of already having too many tags, and it was kind of just showing me like a little off to what I needed.”

Participants also expressed concerns about the tool’s responsiveness to tag changes. For example, P17 stated, “I feel like when I change the culture design tab, not much changed,” suggesting that tag adjustments did not always produce the expected variations.

Furthermore, participants reported difficulties in generating designs with specific or detailed characteristics. P47 shared their experience: “There were many times when I was clicking around trying to get more variety in an image... but it didn’t really do that. Towards the end, I started getting closer, but it wasn’t what the client wanted. The client wanted a curved back [on the chairs], but instead of giving me curved backs as in the beginning, it started giving me straight backs.” Similarly, P18 found it challenging to generate specific colors, saying, “I wanted the colors not to be just tan and white, but they were only giving me tan and white. I didn’t know how specific I could be or if I could just click certain colors.” P5 also described the increased effort needed as designs became more complex, stating, “as we got further on into the more nitty, gritty aspects, then it was more on me,” reflecting the perceived effort needed to refine the design as complexity increased.

With perceived challenges and support from *DesignWeaver*, participants using the tool reported similar satisfaction levels with the design images compared to the Baseline group, both in terms of quality and alignment with their expectations. There was no significant statistical difference between the Baseline and *DesignWeaver* conditions for satisfaction with the generated images ( $M = 5.56, SD = 1.04; M = 5.59, SD = 0.63; p = 0.5790$ ) and for alignment of the images with expectations ( $M = 5.44, SD = 0.87; M = 5.63, SD = 0.84; p = 0.1314$ ).

## 7 DISCUSSION

Based on a formative study with experts, we prototyped a creativity-support tool to explore how dimensional scaffolding can bridge the gap between novice designers’ capabilities and the complex demands of product design using generative AI. At its core, this

research proposes and evaluates *DesignWeaver*, an interaction paradigm that surfaces key product design dimensions from user-curated images into a selectable palette to enhance text prompts for text-to-image generation models.

The formative study revealed insights into client-designer dynamics and novice-expert gaps in design exploration. Designers frequently rely on visual aids and multiple iterations to communicate ideas and align with clients' preferences, emphasizing the importance of managing trade-offs and balancing creative goals with practical constraints. These findings underscored the need for an interface that emphasizes *visual feedback* and *structured exploration*, especially for users without domain-specific knowledge. These insights informed *DesignWeaver*'s "dimensional scaffolding" paradigm, which we hypothesized would allow novices to discover domain language and more fluently explore design spaces typically reserved for experts. In the study, dimensional scaffolding in *DesignWeaver* enhanced textual descriptions and supported iterative design processes, enabling novice designers to produce semantically diverse, novel outcomes while fostering greater self-efficacy through perceived control and improvement. Below, we delve into the interaction paradigm of *DesignWeaver*, leveraging relevant theories to explain the outcomes and implications.

### 7.1 Why did *DesignWeaver* yield more diverse image outputs?

Participants using *DesignWeaver* produced longer prompts with richer vocabularies, contributing to images of greater diversity. By surfacing key design dimensions and associated vocabulary, *DesignWeaver* encouraged users to craft detailed textual descriptions that articulated nuanced design ideas. These longer and richer prompts provided generative models with the necessary context to produce varied and novel design outputs.

While the *DesignWeaver* creations were more diverse, participants' iterative prompting exhibited higher semantic similarity than the baseline participants. Those minor edits tended to be meaningful refinements, leveraging the dimensional scaffolding framework. This suggests that while participants refined their designs, they preserved a consistent conceptual design. At the same time, the higher Levenshtein edit distances across iterations indicate that participants made substantial textual edits to their prompts. These edits introduced nuanced semantic adjustments, which allowed participants to explore new design possibilities while staying grounded in their core design goals. This coherence aligns with cognitive theories of design iteration in which minor, deliberate modifications within a structured framework lead to richer, more meaningful creative outputs [23, 49]. Such iterative exploration and diversity in outputs reflect the value of generating and sharing multiple prototypes [28, 40, 51], which promotes deeper creative exploration and more well-rounded design solutions.

### 7.2 To what extent did *DesignWeaver* participants understand the design space?

Participants using *DesignWeaver* demonstrated a better ability to navigate the design space, as evidenced by their significantly higher

ratings compared to the baseline group for exploring different design dimensions and their significantly lower reported difficulty in converting ideas into text-based prompts.

This enhanced exploration is attributed to the dual feedback loop facilitated by *DesignWeaver*'s interaction paradigm (see section 6.3). Dimensional scaffolding allowed participants to map textual inputs to visual outputs, offering immediate feedback on how specific design terms influenced generated images [30]. Simultaneously, the inspect feature supported the reverse process by linking visual outputs to associated design tags, making implicit design elements explicit. This iterative interplay between exploration and interpretation enabled participants to refine their mental models of the design space and articulate their creative intentions more effectively. Such scaffolding is particularly valuable in design contexts where visual thinking dominates [25, 42, 108], but articulating visual concepts verbally can often be challenging [110].

### 7.3 How did *DesignWeaver* affect the co-creation process?

Participants using *DesignWeaver* reported significantly higher ratings for "My design improved throughout the iterative process," reflecting their positive perception of the system's ability to support iterative refinement. Expert evaluations further confirmed these results, with significantly higher ratings for the novelty and alignment with the client's design brief in participants' final designs than in the baseline group. These outcomes demonstrate *DesignWeaver*'s effectiveness in fostering creative and contextually relevant designs.

This improvement can be partly attributed to the mechanisms discussed above, where participants were able to explore a broader range of design possibilities and simultaneously deepen their understanding of the design space. The system's bi-directional feedback loop and dimensional scaffolding enabled participants to refine the prompt dynamically, connecting design dimensions with visual outputs [21, 39]. By engaging with these iterative processes, participants can refine their prompts effectively and articulate nuanced design ideas, balancing creativity with alignment with client goals.

However, despite these positive outcomes, participants did not express significantly higher satisfaction with the generated images. This discrepancy likely stems from heightened expectations created by the system's structured and adaptable framework. By enabling iterative refinement and supporting creative exploration, *DesignWeaver* may have amplified participants' expectations for the specificity and quality of the generated outputs [2, 113]. While effective at capturing broad design ideas, current generative models often struggle to deliver the detailed and precise characteristics participants sought. This highlights a critical gap between user empowerment and the technical limitations of existing generative AI, suggesting a need for advancements that better align outputs with users' elevated expectations [55].

### 7.4 Limitations

While the study demonstrates the potential of dimensional scaffolding in enhancing novice designers' creative workflows, several limitations should be acknowledged.

Firstly, although participants using *DesignWeaver* reported an increased sense of control with structured prompts, we also received



complaints when the generated images did not meet their expectations, reflecting the widening execution and evaluation gulfs [95]. This underscores a limitation in current text-to-image models [55], which struggle to consistently render detailed prompts accurately. As these models evolve, they may better satisfy user needs by accurately interpreting nuanced design specifications. Nonetheless, novices' mastery of domain-specific design language remains crucial.

Secondly, the study was confined to the domain of product design, specifically focusing on chair designs. Future studies in different domains, such as fashion [45], UI design [101], or architecture [3, 111], will help strengthen insights on scaffolding novice interactions with AI models.

Lastly, while dimensional scaffolding provides a helpful structure for thinking about well-established aspects of a design space, it may also constrain creativity by limiting users to primary dimensions and tags. Finding the optimal balance between offering helpful guidance and allowing creative flexibility is challenging [15], especially for users with varying levels of expertise [20, 31]. The system's current design might not fully accommodate the needs of more experienced designers who may prefer less restrictive tools.

## 7.5 Future Work

Building on our findings, several future research and development directions emerge. Enhancing designers' control over generated outputs and addressing system limitations are key to improving the creative process. Features like image- [112] or sketch-conditioned generation [13, 88], in-painting [67], and direct manipulation [78] could give users greater control by allowing them to retain and modify specific design geometries during exploration [9]. Additionally, well-timed feedback [30], dynamic scaffolding [96, 108], analogical thinking [47, 57], and advanced agentic generative models [79, 89] could bridge the gap between user expectations and outputs. These enhancements would offer more accurate and consistent translations of detailed prompts into visual designs, making the creative process more intuitive, satisfying, and productive.

Second, investigating how to tailor the scaffolding to suit different levels of expertise could help find the optimal balance between providing guidance and allowing creative freedom, ensuring that both novices and experienced designers benefit from the approach. While predefined dimensions offer essential guidance for novices, the ideal level of customization for experienced users remains an open question. Future research could compare tools prioritizing strict predefined structures with those offering greater customization to explore how different scaffolding strategies impact user satisfaction, creativity, and outcomes. Studying tools with varying degrees of dimensional scaffolding across different expertise levels could reveal the optimal balance between structure and flexibility.

Furthermore, improving the visualization and management of design metadata is essential, especially when dealing with many generated designs. Exploring alternative visualization methods—such as hierarchical trees, interactive maps, or layered sheets—could help users better navigate and understand the design space [46, 105]. Enhanced visualization tools could enable designers to track their

iterative changes more effectively, compare different design variations, and make more informed decisions throughout the creative process.

Finally, adapting the system for collaborative environments presents an intriguing opportunity. Future work could explore how dimensional scaffolding might support collaborative design workflows, enabling multiple designers or designer-client teams to co-create with AI assistance. Investigating collaborative setups could provide deeper insights into supporting diverse creative processes and enhancing team-based design projects [8]. Future work could explore the potential for LLMs to facilitate communication and idea sharing among collaborators [41, 42], to support convergence processes among various stakeholders [85], or to enable consensus-building [66].

## 8 CONCLUSION

In this work, we introduced *DesignWeaver*, a generative AI system that empowers novice designers through dimensional scaffolding, encouraging broader design exploration and more nuanced prompt creation. Our findings demonstrate that *DesignWeaver* led to significantly longer and more nuanced prompts, which produced more semantically diverse image output. It also better enabled participants to discover and adopt new design dimensions. Compared to a baseline, *DesignWeaver* users produced more unique design terms and exhibited greater confidence in navigating complex design challenges. They engaged in richer creative processes, integrating both more predefined and custom tags to refine their designs iteratively. This suggests that dimensional scaffolding can effectively bridge the gap between novice and expert design strategies, offering a powerful tool for enhancing creative workflows.

## Acknowledgments

We would like to thank Prof. Scott Klemmer for his insightful advice during the early stages of this project while it was still a course research project. We also thank our TA for the course, Jaidev Shriram, for his valuable input and feedback. Special thanks to Yung-Wei Yang for her assistance in writing some early-stage code for the front end and for bringing valuable ideas to our group meetings. We are also grateful to Emilia Rosselli-del-turco and Peiling Jiang for their thoughtful insights on the project. Thanks also to Jude Rayan, Lu Sun, Jeongeon Park, Tone Xu, and Bryan Min for their tips on good practices for data analysis, visualization, chart & diagram creation, and paper writing. Lastly, we thank Jude's dog, Idli, for emotionally supporting the design lab during the CHI deadline crunch. This research was funded by NSF grant #2009003.

We would also like to thank the CHI ACs and the anonymous reviewers for their efforts in reviewing this paper and for their constructive feedback, which greatly improved the paper's quality.

We produced all the original writing in this manuscript and used ChatGPT to assist in shortening and modifying the text. Perplexity was used for literature searches, and GitHub Copilot and ChatGPT were employed for coding, data analysis, and visualization.

## REFERENCES

- [1] Saeema Ahmed, Ken M Wallace, and Lucienne TM Blessing. 2003. Understanding the differences between how novice and experienced designers approach design tasks. *Research in Engineering Design* 14, 1 (2003), 1–11.
- [2] Saleema Amershi, Maya Cakmak, William Bradley Knox, and Todd Kulesza. 2014. Power to the people: The role of humans in interactive machine learning. *AI magazine* 35, 4 (2014), 105–120.
- [3] Bon Adriel Aseniero, Michael Lee, Yi Wang, Qian Zhou, Nastaran Shahmansouri, and Rhys Goldstein. 2024. Experimental Views: Towards Human Experience Evaluation of Designed Spaces using Vision-Language Models. In *Extended Abstracts of the CHI Conference on Human Factors in Computing Systems* (Honolulu, HI, USA) (CHI EA '24). Association for Computing Machinery, New York, NY, USA, Article 136, 7 pages. <https://doi.org/10.1145/3613905.3650815>
- [4] Cynthia J Atman, Justin R Chimka, Karen M Bursic, and Heather L Nachtmann. 1999. A comparison of freshman and senior engineering design processes. *Design Studies* 20, 2 (1999), 131–152.
- [5] Yuntao Bai, Saurav Kadavath, Sandipan Kundu, Amanda Askell, Jackson Kernion, Andy Jones, Anna Chen, Anna Goldie, Azalia Mirhoseini, Cameron McKinnon, et al. 2022. Constitutional ai: Harmlessness from ai feedback. *arXiv preprint arXiv:2212.08073* (2022).
- [6] Omer Bar-Tal, Hila Chefer, Omer Tov, Charles Herrmann, Roni Paiss, Shiran Zada, Ariel Ephrat, Junhwa Hur, Yuanzhen Li, Tomer Michaeli, et al. 2024. Lumiere: A space-time diffusion model for video generation. *arXiv preprint arXiv:2401.12945* (2024).
- [7] James Betker, Gabriel Goh, Li Jing, Tim Brooks, Jianfeng Wang, Linjie Li, Long Ouyang, Juntang Zhuang, Joyce Lee, Yufei Guo, et al. 2023. Improving image generation with better captions. *Computer Science*. <https://cdn.openai.com/papers/dall-e-3.pdf> 2, 3 (2023), 8.
- [8] Susanne Bødker, Christina Nielsen, and Marianne Graves Petersen. 2000. Creativity, cooperation and interactive design. In *Proceedings of the 3rd Conference on Designing Interactive Systems: Processes, Practices, Methods, and Techniques* (New York City, New York, USA) (DIS '00). Association for Computing Machinery, New York, NY, USA, 252–261. <https://doi.org/10.1145/347642.347757>
- [9] Stephen Brade, Bryan Wang, Mauricio Sousa, Sageev Oore, and Tovi Grossman. 2023. Promptify: Text-to-Image Generation through Interactive Prompt Exploration with Large Language Models. In *Proceedings of the 36th Annual ACM Symposium on User Interface Software and Technology* (San Francisco, CA, USA) (UIST '23). Association for Computing Machinery, New York, NY, USA, Article 96, 14 pages. <https://doi.org/10.1145/3586183.3606725>
- [10] Bill Buxton. 2007. *Sketching User Experiences: Getting the Design Right and the Right Design*. Morgan Kaufmann.
- [11] Stuart K Card, Jock Mackinlay, and Ben Shneiderman. 1999. *Readings in information visualization: using vision to think*. Morgan Kaufmann.
- [12] Huiwen Chang, Han Zhang, Jarred Barber, Aaron Maschinot, Jose Lezama, Lu Jiang, Ming-Hsuan Yang, Kevin Patrick Murphy, William T. Freeman, Michael Rubinstein, Yuanzhen Li, and Dilip Krishnan. 2023. Muse: Text-To-Image Generation via Masked Generative Transformers. In *Proceedings of the 40th International Conference on Machine Learning (Proceedings of Machine Learning Research, Vol. 202)*, Andreas Krause, Emma Brunskill, Kyunghyun Cho, Barbara Engelhardt, Sivan Sabato, and Jonathan Scarlett (Eds.). PMLR, 4055–4075. <https://proceedings.mlr.press/v202/chang23b.html>
- [13] Minsuk Chang, Ben Lafreniere, Juho Kim, George Fitzmaurice, and Tovi Grossman. 2020. Workflow graphs: A computational model of collective task strategies for 3D design software. In *Graphics Interface* 2020.
- [14] Chen Chen, Cuong Nguyen, Thibault Groueix, Vladimir G. Kim, and Nadir Weibel. 2024. MemoVis: A GenAI-Powered Tool for Creating Companion Reference Images for 3D Design Feedback. *ACM Trans. Comput.-Hum. Interact.* 31, 5, Article 67 (Nov. 2024), 41 pages. <https://doi.org/10.1145/3694681>
- [15] Michélene TH Chi, Robert Glaser, and Marshall J Farr. 2014. *The nature of expertise*. Psychology Press.
- [16] DaEun Choi, Sumin Hong, Jeongeon Park, John Joon Young Chung, and Juho Kim. 2024. CreativeConnect: Supporting Reference Recombination for Graphic Design Ideation with Generative AI. In *Proceedings of the CHI Conference on Human Factors in Computing Systems* (Honolulu, HI, USA) (CHI '24). Association for Computing Machinery, New York, NY, USA, Article 1055, 25 pages. <https://doi.org/10.1145/3613904.3642794>
- [17] Leah Chong, I Lo, Jude Rayan, Steven Dow, Faez Ahmed, Ioanna Lykourantzou, et al. 2024. Prompting for products: Investigating design space exploration strategies for text-to-image generative models. *arXiv preprint arXiv:2408.03946* (2024).
- [18] Leah Chong, Jude Rayan, Steven Dow, Ioanna Lykourantzou, and Faez Ahmed. 2024. CAD-Prompted Generative Models: A Pathway to Feasible and Novel Engineering Designs. In *International Design Engineering Technical Conferences and Computers and Information in Engineering Conference*, Vol. 88377. American Society of Mechanical Engineers, V03BT03A060.
- [19] John Joon Young Chung and Eytan Adar. 2023. Promptpaint: Steering text-to-image generation through paint medium-like interactions. In *Proceedings of the 36th Annual ACM Symposium on User Interface Software and Technology*. 1–17.
- [20] Nigel Cross. 2004. Expertise in design: an overview. *Design studies* 25, 5 (2004), 427–441.
- [21] Elizabeth A Davis and Naomi Miyake. 2018. *Scaffolding: A special issue of the Journal of the Learning Sciences*. Psychology Press.
- [22] N. Davis, C. Hsiao, K. Y. Singh, B. Lin, and B. Magerko. 2017. Quantifying Collaboration with a Co-Creative Drawing Agent. *ACM Trans. Interact. Intell. Syst.* 7, 4, Article 19 (dec 2017), 25 pages. <https://doi.org/10.1145/3009981>
- [23] Richard Lee Davis, Thiemo Wambsgans, Wei Jiang, Kevin Gonyop Kim, Tanja Käser, and Pierre Dillenbourg. 2024. Fashioning Creative Expertise with Generative AI: Graphical Interfaces for Design Space Exploration Better Support Ideation Than Text Prompts. In *Proceedings of the CHI Conference on Human Factors in Computing Systems*. 1–26.
- [24] Prafulla Dhariwal and Alex Nichol. 2024. Diffusion models beat GANs on image synthesis. In *Proceedings of the 35th International Conference on Neural Information Processing Systems (NIPS '21)*. Curran Associates Inc., Red Hook, NY, USA, Article 672, 15 pages.
- [25] Paramveer S Dhillon, Somayeh Molaei, Jiaqi Li, Maximilian Golub, Shaochun Zheng, and Lionel Peter Robert. 2024. Shaping Human-AI Collaboration: Varied Scaffolding Levels in Co-writing with Language Models. In *Proceedings of the CHI Conference on Human Factors in Computing Systems*. 1–18.
- [26] Giulia Di Fede, Davide Rocchesso, Steven P. Dow, and Salvatore Andolina. 2022. The Idea Machine: LLM-based Expansion, Rewriting, Combination, and Suggestion of Ideas. In *Proceedings of the 14th Conference on Creativity and Cognition* (Venice, Italy) (C&C '22). Association for Computing Machinery, New York, NY, USA, 623–627. <https://doi.org/10.1145/3527927.3535197>
- [27] Kees Dorst and Nigel Cross. 2001. Creativity in the design process: Co-evolution of problem–solution. *Design Studies* 22, 5 (2001), 425–437.
- [28] Steven Dow, Julie Fortuna, Dan Schwartz, Beth Altringer, Daniel Schwartz, and Scott Klemmer. 2011. Prototyping dynamics: sharing multiple designs improves exploration, group rapport, and results. In *Proceedings of the SIGCHI Conference on Human Factors in Computing Systems* (Vancouver, BC, Canada) (CHI '11). Association for Computing Machinery, New York, NY, USA, 2807–2816. <https://doi.org/10.1145/1978942.1979359>
- [29] Steven P. Dow, Alana Glassco, Jonathan Kass, Melissa Schwarz, Daniel L. Schwartz, and Scott R. Klemmer. 2011. Parallel prototyping leads to better design results, more divergence, and increased self-efficacy. *ACM Trans. Comput.-Hum. Interact.* 17, 4, Article 18 (dec 2011), 24 pages. <https://doi.org/10.1145/1879831.1879836>
- [30] Jane L. E. Yu-Chun Grace Yen, Isabelle Yan Pan, Grace Lin, Mingyi Li, Hyoungwook Jin, Mengyi Chen, Haijun Xia, and Steven P. Dow. 2024. When to Give Feedback: Exploring Tradeoffs in the Timing of Design Feedback. In *Proceedings of the 16th Conference on Creativity & Cognition* (Chicago, IL, USA) (C&C '24). Association for Computing Machinery, New York, NY, USA, 292–310. <https://doi.org/10.1145/3635636.3656183>
- [31] K Anders Ericsson. 2009. *Development of professional expertise: Toward measurement of expert performance and design of optimal learning environments*. Cambridge University Press.
- [32] Charlotte Fiell and Peter Fiell. 2005. *1000 Chairs* (25th anniversary edition ed.). Taschen, Köln, Germany.
- [33] Gerhard Fischer. 2001. Articulating the task at hand and making information relevant to it. *Human-Computer Interaction* 16, 2-4 (2001), 243–256.
- [34] Jonas Frich, Midas Nouwens, Kim Halskov, and Peter Dalsgaard. 2021. How digital tools impact convergent and divergent thinking in design ideation. In *Proceedings of the 2021 CHI conference on human factors in computing systems*. 1–11.
- [35] Jun Gao, Tianchang Shen, Zian Wang, Wenzheng Chen, Kangxue Yin, Daiqing Li, Or Litany, Zan Gojic, and Sanja Fidler. 2022. Get3d: A generative model of high quality 3d textured shapes learned from images. *Advances In Neural Information Processing Systems* 35 (2022), 31841–31854.
- [36] John S Gero. 1990. Design prototypes: A knowledge representation schema for design. *AI Magazine* 11, 4 (1990), 26–36.
- [37] Vinod Goel and Peter Pirolli. 1992. The structure of design problem spaces. *Cognitive Science* 16, 3 (1992), 395–429. [https://doi.org/10.1016/0364-0213\(92\)90038-V](https://doi.org/10.1016/0364-0213(92)90038-V)
- [38] Ian Goodfellow, Jean Pouget-Abadie, Mehdi Mirza, Bing Xu, David Warde-Farley, Sherjil Ozair, Aaron Courville, and Yoshua Bengio. 2020. Generative adversarial networks. *Commun. ACM* 63, 11 (oct 2020), 139–144. <https://doi.org/10.1145/3422622>
- [39] Thomas RG Green. 1989. Cognitive dimensions of notations. *People and computers V* (1989), 443–460.
- [40] Björn Hartmann, Loren Yu, Abel Allison, Yeonsoo Yang, and Scott R Klemmer. 2008. Design as exploration: creating interface alternatives through parallel authoring and runtime tuning. In *Proceedings of the 21st annual ACM symposium on User interface software and technology*. 91–100.
- [41] Jessica He, Stephanie Houde, Gabriel E. Gonzalez, Darío Andrés Silva Moran, Steven I. Ross, Michael Muller, and Justin D. Weisz. 2024. AI and the Future of Collaborative Work: Group Ideation with an LLM in a Virtual Canvas. In

- Proceedings of the 3rd Annual Meeting of the Symposium on Human-Computer Interaction for Work* (Newcastle upon Tyne, United Kingdom) (*CHIWORK '24*). Association for Computing Machinery, New York, NY, USA, Article 9, 14 pages. <https://doi.org/10.1145/3663384.3663398>
- [42] Jennifer L Heyman, Steven R Rick, Gianni Giacomelli, Haoran Wen, Robert Laubacher, Nancy Taubenslag, Max Knicker, Younes Jeddi, Pranav Ragupathy, Jared Curhan, and Thomas Malone. 2024. Supermind Ideator: How Scaffolding Human-AI Collaboration Can Increase Creativity. In *Proceedings of the ACM Collective Intelligence Conference* (Boston, MA, USA) (*CI '24*). Association for Computing Machinery, New York, NY, USA, 18–28. <https://doi.org/10.1145/3643562.3672611>
- [43] Jonathan Ho, William Chan, Chitwan Saharia, Jay Whang, Ruiqi Gao, Alexey Gritsenko, Diederik P Kingma, Ben Poole, Mohammad Norouzi, David J Fleet, et al. 2022. Imagen video: High definition video generation with diffusion models. *arXiv preprint arXiv:2210.02303* (2022).
- [44] Satoshi Iizuka, Edgar Simo-Serra, and Hiroshi Ishikawa. 2017. Globally and locally consistent image completion. *ACM Trans. Graph.* 36, 4, Article 107 (jul 2017), 14 pages. <https://doi.org/10.1145/3072959.3073659>
- [45] Youngseung Jeon, Seungwan Jin, Patrick C. Shih, and Kyungsik Han. 2021. FashionQ: An AI-Driven Creativity Support Tool for Facilitating Ideation in Fashion Design. In *Proceedings of the 2021 CHI Conference on Human Factors in Computing Systems* (Yokohama, Japan) (*CHI '21*). Association for Computing Machinery, New York, NY, USA, Article 576, 18 pages. <https://doi.org/10.1145/3411764.3445093>
- [46] Peiling Jiang, Jude Rayan, Steven P. Dow, and Haijun Xia. 2023. Graphologue: Exploring Large Language Model Responses with Interactive Diagrams. In *Proceedings of the 36th Annual ACM Symposium on User Interface Software and Technology* (San Francisco, CA, USA) (*UIST '23*). Association for Computing Machinery, New York, NY, USA, Article 3, 20 pages. <https://doi.org/10.1145/3586183.3606737>
- [47] Hyeonsu B Kang, David Chuan-En Lin, Nikolas Martelaro, Aniket Kittur, Yan-Ying Chen, and Matthew K Hong. 2024. BioSpark: An End-to-End Generative System for Biological-Analogical Inspirations and Ideation. In *Extended Abstracts of the CHI Conference on Human Factors in Computing Systems*. 1–13.
- [48] Youwen Kang, Zhida Sun, Sitong Wang, Zeyu Huang, Ziming Wu, and Xiaojuan Ma. 2021. MetaMap: Supporting Visual Metaphor Ideation through Multi-dimensional Example-based Exploration. In *Proceedings of the 2021 CHI Conference on Human Factors in Computing Systems* (Yokohama, Japan) (*CHI '21*). Association for Computing Machinery, New York, NY, USA, Article 427, 15 pages. <https://doi.org/10.1145/3411764.3445325>
- [49] Pegah Karimi, Nicholas Davis, Mary Lou Maher, Kazjon Grace, and Lina Lee. 2019. Relating cognitive models of design creativity to the similarity of sketches generated by an ai partner. In *Proceedings of the 2019 Conference on Creativity and Cognition*. 259–270.
- [50] Pegah Karimi, Jeba Rezwana, Safat Siddiqui, Mary Lou Maher, and Nasrin Dehbozorgi. 2020. Creative sketching partner: an analysis of human-AI co-creativity. In *Proceedings of the 25th International Conference on Intelligent User Interfaces* (Cagliari, Italy) (*IUI '20*). Association for Computing Machinery, New York, NY, USA, 221–230. <https://doi.org/10.1145/3377325.3377522>
- [51] Kevin Gonyop Kim, Richard Lee Davis, Alessia Eletta Coppi, Alberto Cattaneo, and Pierre Dillenbourg. 2022. Mixplorer: Scaffolding Design Space Exploration through Genetic Recombination of Multiple Peoples' Designs to Support Novices' Creativity. In *Proceedings of the 2022 CHI Conference on Human Factors in Computing Systems*. 1–13.
- [52] Dan Kondratyuk, Lijun Yu, Xiuye Gu, José Lezama, Jonathan Huang, Rachel Hornung, Hartwig Adam, Hassan Akbari, Yair Alon, Vighnesh Birodkar, et al. 2023. Videopoet: A large language model for zero-shot video generation. *arXiv preprint arXiv:2312.14125* (2023).
- [53] Bryan Lawson. 2006. *How Designers Think: The Design Process Demystified*. Routledge.
- [54] Bryan Lawson and Kees Dorst. 2013. *Design expertise*. Routledge.
- [55] Tony Lee, Michihiro Yasunaga, Chenlin Meng, Yifan Mai, Joon Sung Park, Agrim Gupta, Yunzhi Zhang, Deepak Narayanan, Hannah Benita Teufel, Marco Bellagente, Minguk Kang, Taesung Park, Jure Leskovec, Jun-Yan Zhu, Li Fei-Fei, Jiajun Wu, Stefano Ermon, and Percy Liang. 2024. Holistic evaluation of text-to-image models. In *Proceedings of the 37th International Conference on Neural Information Processing Systems* (New Orleans, LA, USA) (*NIPS '23*). Curran Associates Inc., Red Hook, NY, USA, Article 3067, 31 pages.
- [56] Chen-Hsuan Lin, Jun Gao, Luming Tang, Towaki Takikawa, Xiaohui Zeng, Xun Huang, Karsten Kreis, Sanja Fidler, Ming-Yu Liu, and Tsung-Yi Lin. 2023. Magic3d: High-resolution text-to-3d content creation. In *Proceedings of the IEEE/CVF Conference on Computer Vision and Pattern Recognition*. 300–309.
- [57] David Chuan-En Lin, Hyeonsu B Kang, Nikolas Martelaro, Aniket Kittur, Yan-Ying Chen, and Matthew K Hong. 2025. Inkspire: Supporting Design Exploration with Generative AI through Analogical Sketching. *arXiv preprint arXiv:2501.18588* (2025).
- [58] David Chuan-En Lin and Nikolas Martelaro. 2024. Jigsaw: Supporting Designers to Prototype Multimodal Applications by Chaining AI Foundation Models. In *Proceedings of the CHI Conference on Human Factors in Computing Systems* (Honolulu, HI, USA) (*CHI '24*). Association for Computing Machinery, New York, NY, USA, Article 4, 15 pages. <https://doi.org/10.1145/3613904.3641920>
- [59] Minghua Liu, Ruoxi Shi, Linghao Chen, Zhuoyang Zhang, Chao Xu, Xinyue Wei, Hansheng Chen, Chong Zeng, Jiayuan Gu, and Hao Su. 2024. One-2-3-45++: Fast Single Image to 3D Objects with Consistent Multi-View Generation and 3D Diffusion. In *Proceedings of the IEEE/CVF Conference on Computer Vision and Pattern Recognition (CVPR)*. 10072–10083.
- [60] Minghua Liu, Chao Xu, Haian Jin, Linghao Chen, Mukund Varma T, Zexiang Xu, and Hao Su. 2024. One-2-3-45: Any single image to 3d mesh in 45 seconds without per-shape optimization. *Advances in Neural Information Processing Systems* 36 (2024).
- [61] Michael Xieyang Liu, Advait Sarkar, Carina Negreanu, Benjamin Zorn, Jack Williams, Neil Toronto, and Andrew D. Gordon. 2023. “What It Wants Me To Say”: Bridging the Abstraction Gap Between End-User Programmers and Code-Generating Large Language Models. In *Proceedings of the 2023 CHI Conference on Human Factors in Computing Systems* (Hamburg, Germany) (*CHI '23*). Association for Computing Machinery, New York, NY, USA, Article 598, 31 pages. <https://doi.org/10.1145/3544548.3580817>
- [62] Vivian Liu, Rubaiat Habib Kazi, Li-Yi Wei, Matthew Fisher, Timothy Langlois, Seth Walker, and Lydia Chilton. 2024. LogoMoto: Visually Grounded Code Generation for Content-Aware Animation. *arXiv preprint arXiv:2405.07065* (2024).
- [63] Vivian Liu, Tao Long, Nathan Raw, and Lydia Chilton. 2023. Generative disco: Text-to-video generation for music visualization. *arXiv preprint arXiv:2304.08551* (2023).
- [64] Vivian Liu, Han Qiao, and Lydia Chilton. 2022. Opal: Multimodal Image Generation for News Illustration. In *Proceedings of the 35th Annual ACM Symposium on User Interface Software and Technology* (Bend, OR, USA) (*UIST '22*). Association for Computing Machinery, New York, NY, USA, Article 73, 17 pages. <https://doi.org/10.1145/3526113.3545621>
- [65] Vivian Liu, Jo Vermeulen, George Fitzmaurice, and Justin Matejka. 2023. 3DALL-E: Integrating Text-to-Image AI in 3D Design Workflows. In *Proceedings of the 2023 ACM Designing Interactive Systems Conference* (Pittsburgh, PA, USA) (*DIS '23*). Association for Computing Machinery, New York, NY, USA, 1955–1977. <https://doi.org/10.1145/3563657.3596098>
- [66] Weichen Liu, Sijia Xiao, Jacob T. Browne, Ming Yang, and Steven P. Dow. 2018. ConsensUs: Supporting Multi-Criteria Group Decisions by Visualizing Points of Disagreement. *Trans. Soc. Comput.* 1, 1, Article 4 (jan 2018), 26 pages. <https://doi.org/10.1145/3159649>
- [67] Andreas Lugmayr, Martin Danelljan, Andres Romero, Fisher Yu, Radu Timofte, and Luc Van Gool. 2022. Repaint: Inpainting using denoising diffusion probabilistic models. In *Proceedings of the IEEE/CVF conference on computer vision and pattern recognition*. 11461–11471.
- [68] Mary Lou Maher and Josiah Poon. 1996. Modeling design exploration as co-evolution. *Computer-Aided Civil and Infrastructure Engineering* 11, 3 (1996), 195–209.
- [69] James G. March. 1991. Exploration and Exploitation in Organizational Learning. *Organization Science* 2, 1 (1991), 71–87. <http://www.jstor.org/stable/2634940>
- [70] Ann F McKenna, A Johri, and BM Olds. 2014. Adaptive expertise and knowledge fluency in design and innovation. *Cambridge handbook of engineering education research* (2014), 227–242.
- [71] Tricia J Ngonoo, Caren M Walker, and Scott Klemmer. 2019. The dark side of satisficing: Setting the temperature of creative thinking. In *Proceedings of the 2019 Conference on Creativity and Cognition*. 591–596.
- [72] Alex Nichol, Heewoo Jun, Prafulla Dhariwal, Pamela Mishkin, and Mark Chen. 2022. Point-e: A system for generating 3d point clouds from complex prompts. *arXiv preprint arXiv:2212.08751* (2022).
- [73] Long Ouyang, Jeff Wu, Xu Jiang, Diogo Almeida, Carroll L. Wainwright, Pamela Mishkin, Chong Zhang, Sandhini Agarwal, Katarina Slama, Alex Ray, John Schulman, Jacob Hilton, Fraser Kelton, Luke Miller, Maddie Simens, Amanda Askell, Peter Welinder, Paul Christiano, Jan Leike, and Ryan Lowe. 2024. Training language models to follow instructions with human feedback. In *Proceedings of the 36th International Conference on Neural Information Processing Systems* (New Orleans, LA, USA) (*NIPS '22*). Curran Associates Inc., Red Hook, NY, USA, Article 2011, 15 pages.
- [74] Srishti Palani, Zijian Ding, Stephen MacNeil, and Steven P. Dow. 2021. The “Active Search” Hypothesis: How Search Strategies Relate to Creative Learning. In *Proceedings of the 2021 Conference on Human Information Interaction and Retrieval* (Canberra ACT, Australia) (*CHIIR '21*). Association for Computing Machinery, New York, NY, USA, 325–329. <https://doi.org/10.1145/3406522.3446046>
- [75] Srishti Palani, Zijian Ding, Austin Nguyen, Andrew Chuang, Stephen MacNeil, and Steven P. Dow. 2021. CoNotate: Suggesting Queries Based on Notes Promotes Knowledge Discovery. In *Proceedings of the 2021 CHI Conference on Human Factors in Computing Systems* (Yokohama, Japan) (*CHI '21*). Association for Computing Machinery, New York, NY, USA, Article 726, 14 pages. <https://doi.org/10.1145/3411764.3445618>

- [76] Srishti Palani and Gonzalo Ramos. 2024. Evolving Roles and Workflows of Creative Practitioners in the Age of Generative AI. In *Proceedings of the 16th Conference on Creativity & Cognition*. 170–184.
- [77] Srishti Palani, Yingyi Zhou, Sheldon Zhu, and Steven P. Dow. 2022. InterWeave: Presenting Search Suggestions in Context Scaffolds Information Search and Synthesis. In *Proceedings of the 35th Annual ACM Symposium on User Interface Software and Technology* (Bend, OR, USA) (*UIST '22*). Association for Computing Machinery, New York, NY, USA, Article 93, 16 pages. <https://doi.org/10.1145/3526113.3545696>
- [78] Xingang Pan, Ayush Tewari, Thomas Leimkühler, Lingjie Liu, Abhimitra Meka, and Christian Theobalt. 2023. Drag Your GAN: Interactive Point-based Manipulation on the Generative Image Manifold. In *ACM SIGGRAPH 2023 Conference Proceedings* (Los Angeles, CA, USA) (*SIGGRAPH '23*). Association for Computing Machinery, New York, NY, USA, Article 78, 11 pages. <https://doi.org/10.1145/3588432.3591500>
- [79] Joon Sung Park, Joseph O'Brien, Carrie Jun Cai, Meredith Ringel Morris, Percy Liang, and Michael S. Bernstein. 2023. Generative Agents: Interactive Simulacra of Human Behavior. In *Proceedings of the 36th Annual ACM Symposium on User Interface Software and Technology* (San Francisco, CA, USA) (*UIST '23*). Association for Computing Machinery, New York, NY, USA, Article 2, 22 pages. <https://doi.org/10.1145/3586183.3606763>
- [80] Xiaohan Peng, Janin Koch, and Wendy E. Mackay. 2024. DesignPrompt: Using Multimodal Interaction for Design Exploration with Generative AI. In *Proceedings of the 2024 ACM Designing Interactive Systems Conference* (Copenhagen, Denmark) (*DIS '24*). Association for Computing Machinery, New York, NY, USA, 804–818. <https://doi.org/10.1145/3643834.3661588>
- [81] Ben Poole, Ajay Jain, Jonathan T Barron, and Ben Mildenhall. 2022. Dreamfusion: Text-to-3d using 2d diffusion. *arXiv preprint arXiv:2209.14988* (2022).
- [82] Alec Radford, Jong Wook Kim, Chris Hallacy, Aditya Ramesh, Gabriel Goh, Sandhini Agarwal, Girish Sastry, Amanda Askell, Pamela Mishkin, Jack Clark, Gretchen Krueger, and Ilya Sutskever. 2021. Learning Transferable Visual Models From Natural Language Supervision. In *Proceedings of the 38th International Conference on Machine Learning* (*Proceedings of Machine Learning Research, Vol. 139*), Marina Meila and Tong Zhang (Eds.), PMLR, 8748–8763. <https://proceedings.mlr.press/v139/radford21a.html>
- [83] Aditya Ramesh, Prafulla Dhariwal, Alex Nichol, Casey Chu, and Mark Chen. 2022. Hierarchical text-conditional image generation with clip latents. *arXiv preprint arXiv:2204.06125* 1, 2 (2022), 3.
- [84] Aditya Ramesh, Mikhail Pavlov, Gabriel Goh, Scott Gray, Chelsea Voss, Alec Radford, Mark Chen, and Ilya Sutskever. 2021. Zero-Shot Text-to-Image Generation. In *Proceedings of the 38th International Conference on Machine Learning* (*Proceedings of Machine Learning Research, Vol. 139*), Marina Meila and Tong Zhang (Eds.), PMLR, 8821–8831. <https://proceedings.mlr.press/v139/ramesh21a.html>
- [85] Jude Rayan, Dhruv Kanetkar, Yifan Gong, Yuewen Yang, Srishti Palani, Haijun Xia, and Steven P. Dow. 2024. Exploring the Potential for Generative AI-based Conversational Cues for Real-Time Collaborative Ideation. In *Proceedings of the 16th Conference on Creativity & Cognition* (Chicago, IL, USA) (*C&C '24*). Association for Computing Machinery, New York, NY, USA, 117–131. <https://doi.org/10.1145/3635636.3656184>
- [86] Robin Rombach, Andreas Blattmann, Dominik Lorenz, Patrick Esser, and Björn Ommer. 2022. High-Resolution Image Synthesis With Latent Diffusion Models. In *Proceedings of the IEEE/CVF Conference on Computer Vision and Pattern Recognition (CVPR)*. 10684–10695.
- [87] Chitwan Saharia, William Chan, Saurabh Saxena, Lala Lit, Jay Whang, Emily Denton, Seyed Kamyar Seyed Ghasemipour, Burcu Karagol Ayan, S. Sara Mahdavi, Raphael Gontijo-Lopes, Tim Salimans, Jonathan Ho, David J Fleet, and Mohammad Norouzi. 2024. Photorealistic text-to-image diffusion models with deep language understanding. In *Proceedings of the 36th International Conference on Neural Information Processing Systems* (New Orleans, LA, USA) (*NIPS '22*). Curran Associates Inc., Red Hook, NY, USA, Article 2643, 16 pages.
- [88] Vishnu Sarukkai, Lu Yuan, Mia Tang, Maneesh Agrawala, and Kayvon Fatahalian. 2024. Block and Detail: Scaffolding Sketch-to-Image Generation. In *Proceedings of the 37th Annual ACM Symposium on User Interface Software and Technology* (Pittsburgh, PA, USA) (*UIST '24*). Association for Computing Machinery, New York, NY, USA, Article 33, 13 pages. <https://doi.org/10.1145/3654777.3676444>
- [89] Omar Shaikh, Valentino Emil Chai, Michele Gelfand, Diyi Yang, and Michael S. Bernstein. 2024. Rehearsal: Simulating Conflict to Teach Conflict Resolution. In *Proceedings of the 2024 CHI Conference on Human Factors in Computing Systems* (Honolulu, HI, USA) (*CHI '24*). Association for Computing Machinery, New York, NY, USA, Article 920, 20 pages. <https://doi.org/10.1145/3613904.3642159>
- [90] Ruoxi Shi, Hansheng Chen, Zhuyang Zhang, Minghua Liu, Chao Xu, Xinyue Wei, Linghao Chen, Chong Zeng, and Hao Su. 2023. Zero123++: a single image to consistent multi-view diffusion base model. *arXiv preprint arXiv:2310.15110* (2023).
- [91] Uriel Singer, Adam Polyak, Thomas Hayes, Xi Yin, Jie An, Songyang Zhang, Qiyuan Hu, Harry Yang, Oron Ashual, Oran Gafni, et al. 2022. Make-a-video: Text-to-video generation without text-video data. *arXiv preprint arXiv:2209.14792* (2022).
- [92] Kihoon Son, DaEun Choi, Tae Soo Kim, Young-Ho Kim, and Juho Kim. 2024. GenQuery: Supporting Expressive Visual Search with Generative Models. In *Proceedings of the CHI Conference on Human Factors in Computing Systems* (Honolulu, HI, USA) (*CHI '24*). Association for Computing Machinery, New York, NY, USA, Article 180, 19 pages. <https://doi.org/10.1145/3613904.3642847>
- [93] Susan Leigh Star. 1989. The structure of ill-structured solutions: Boundary objects and heterogeneous distributed problem solving. In *Distributed artificial intelligence*. Elsevier, 37–54.
- [94] Erik Stolterman and Mikael Wiberg. 2010. Concept-driven interaction design research. *Human-Computer Interaction* 25, 2 (2010), 95–118.
- [95] Hari Subramonyam, Roy Pea, Christopher Pondoc, Maneesh Agrawala, and Colleen Seifert. 2024. Bridging the Gulf of Envisioning: Cognitive Challenges in Prompt Based Interactions with LLMs. In *Proceedings of the 2024 CHI Conference on Human Factors in Computing Systems* (Honolulu, HI, USA) (*CHI '24*). Association for Computing Machinery, New York, NY, USA, Article 1039, 19 pages. <https://doi.org/10.1145/3613904.3642754>
- [96] Sangho Suh, Meng Chen, Bryan Min, Toby Jia-Jun Li, and Haijun Xia. 2024. Luminate: Structured Generation and Exploration of Design Space with Large Language Models for Human-AI Co-Creation. In *Proceedings of the CHI Conference on Human Factors in Computing Systems* (Honolulu, HI, USA) (*CHI '24*). Association for Computing Machinery, New York, NY, USA, Article 644, 26 pages. <https://doi.org/10.1145/3613904.3642400>
- [97] Maryam Tohidi, William Buxton, Ronald Baecker, and Abigail Sellen. 2006. Getting the right design and the design right. In *Proceedings of the SIGCHI Conference on Human Factors in Computing Systems* (Montréal, Québec, Canada) (*CHI '06*). Association for Computing Machinery, New York, NY, USA, 1243–1252. <https://doi.org/10.1145/1124772.1124960>
- [98] Christian Tollestrup, Linda Nhu Laursen, and Helle Nødskou Vesti. 2023. Design expertise: A structured literature review. *Proceedings of the Design Society 3* (2023), 1237–1246.
- [99] Hugo Touvron, Thibaut Lavril, Gautier Izacard, Xavier Martinet, Marie-Anne Lachaux, Timothée Lacroix, Baptiste Rozière, Naman Goyal, Eric Hambro, Faisal Azhar, et al. 2023. Llama: Open and efficient foundation language models. *arXiv preprint arXiv:2302.13971* (2023).
- [100] Hugo Touvron, Louis Martin, Kevin Stone, Peter Albert, Amjad Almahairi, Yasmine Babaei, Nikolay Bashlykov, Soumya Batra, Prajjwal Bhargava, Shriti Bhosale, et al. 2023. Llama 2: Open foundation and fine-tuned chat models. *arXiv preprint arXiv:2307.09288* (2023).
- [101] Priyan Vaithilingam, Elena L. Glassman, Jeevana Priya Inala, and Chenglong Wang. 2024. DynaVis: Dynamically Synthesized UI Widgets for Visualization Editing. In *Proceedings of the 2024 CHI Conference on Human Factors in Computing Systems* (Honolulu, HI, USA) (*CHI '24*). Association for Computing Machinery, New York, NY, USA, Article 985, 17 pages. <https://doi.org/10.1145/3613904.3642639>
- [102] Ashish Vaswani, Noam Shazeer, Niki Parmar, Jakob Uszkoreit, Llion Jones, Aidan N. Gomez, Lukasz Kaiser, and Illia Polosukhin. 2017. Attention is all you need. In *Proceedings of the 31st International Conference on Neural Information Processing Systems* (Long Beach, California, USA) (*NIPS'17*). Curran Associates Inc., Red Hook, NY, USA, 6000–6010.
- [103] Ruben Villegas, Mohammad Babaeizadeh, Pieter-Jan Kindermans, Hernan Moraldo, Han Zhang, Mohammad Taghi Saffar, Santiago Castro, Julius Kunze, and Dumitru Erhan. 2022. Phenaki: Variable length video generation from open domain textual descriptions. In *International Conference on Learning Representations*.
- [104] Patrick H. Winston. 1970. *Learning Structural Descriptions From Examples*. Technical Report. Massachusetts Institute of Technology, USA.
- [105] Dylan Wootton, Amy Rae Fox, Evan Peck, and Arvind Satyanarayan. 2024. Charting EDA: Characterizing Interactive Visualization Use in Computational Notebooks with a Mixed-Methods Formalism. *IEEE Transactions on Visualization and Computer Graphics* 31, 1 (Oct. 2024), 1191–1201. <https://doi.org/10.1109/TVCG.2024.3456217>
- [106] Tongshuang Wu, Ellen Jiang, Aaron Donsbach, Jeff Gray, Alejandra Molina, Michael Terry, and Carrie J Cai. 2022. PromptChainer: Chaining Large Language Model Prompts through Visual Programming. In *Extended Abstracts of the 2022 CHI Conference on Human Factors in Computing Systems* (New Orleans, LA, USA) (*CHI EA '22*). Association for Computing Machinery, New York, NY, USA, Article 359, 10 pages. <https://doi.org/10.1145/3491101.3519729>
- [107] Tongshuang Wu, Michael Terry, and Carrie Jun Cai. 2022. AI Chains: Transparent and Controllable Human-AI Interaction by Chaining Large Language Model Prompts. In *Proceedings of the 2022 CHI Conference on Human Factors in Computing Systems* (New Orleans, LA, USA) (*CHI '22*). Association for Computing Machinery, New York, NY, USA, Article 385, 22 pages. <https://doi.org/10.1145/3491102.3517582>
- [108] Xiaotong (Tone) Xu, Jiayu Yin, Catherine Gu, Jenny Mar, Sydney Zhang, Jane L. E, and Steven P. Dow. 2024. Jamplate: Exploring LLM-Enhanced Templates for Idea Reflection. In *Proceedings of the 29th International Conference on Intelligent User Interfaces* (Greenville, SC, USA) (*IUI '24*). Association for Computing Machinery, New York, NY, USA, 907–921. <https://doi.org/10.1145/3640543.3645196>

- [109] S. Yilmaz, S.R. Daly, C.M. Seifert, and R. Gonzalez. 2015. Design heuristics in innovative products. *Journal of Mechanical Design* 137, 7 (2015), 071102.
- [110] J.D. Zamfirescu-Pereira, Richmond Y. Wong, Bjoern Hartmann, and Qian Yang. 2023. Why Johnny Can't Prompt: How Non-AI Experts Try (and Fail) to Design LLM Prompts. In *Proceedings of the 2023 CHI Conference on Human Factors in Computing Systems* (Hamburg, Germany) (CHI '23). Association for Computing Machinery, New York, NY, USA, Article 437, 21 pages. <https://doi.org/10.1145/3544548.3581388>
- [111] Chengzhi Zhang, Weijie Wang, Paul Pangaro, Nikolas Martelaro, and Daragh Byrne. 2023. Generative Image AI Using Design Sketches as input: Opportunities and Challenges. In *Proceedings of the 15th Conference on Creativity and Cognition* (Virtual Event, USA) (C&C '23). Association for Computing Machinery, New York, NY, USA, 254–261. <https://doi.org/10.1145/3591196.3596820>
- [112] Lvmin Zhang, Anyi Rao, and Maneesh Agrawala. 2023. Adding Conditional Control to Text-to-Image Diffusion Models. *Proc. of IEEE/CVF International Conf. on Computer Vision (ICCV)* (October 2023), 3836–3847.
- [113] Jiayi Zhou, Renzhong Li, Junxiu Tang, Tan Tang, Haotian Li, Weiwei Cui, and Yingcai Wu. 2024. Understanding nonlinear collaboration between human and AI agents: A co-design framework for creative design. In *Proceedings of the CHI Conference on Human Factors in Computing Systems*. 1–16.
- [114] Xiaoyu Zhou, Xingjian Ran, Yajiao Xiong, Jinlin He, Zhiwei Lin, Yongtao Wang, Deqing Sun, and Ming-Hsuan Yang. 2024. Gala3d: Towards text-to-3d complex scene generation via layout-guided generative gaussian splatting. *arXiv preprint arXiv:2402.07207* (2024).

## A PROMPTS USED IN THE LLM PIPELINES

### A.1 Document Digestion

- **prompt:** "Get the three most important design dimensions from the requirement doc. For each dimension, generate 3-5 tags. Be concise."

### A.2 Prompt Generation & Update

- **system\_message:** "You are a design generalist that converts design tags and weights into descriptive prompts. Your task is to update the prompt according to the given old and new tags comparison and their corresponding weights, making sure to remove any references to tags that have been removed or neutralized (weight = 0). Preserve as much of the original prompt as possible, but reflect all tag changes accurately."
- **user\_message:** "Create a product rendering of a dining room chair that stands out prominently against a white background. Update the old prompt by comparing the old and new tags and weights pairs. Any tags with a weight of 0 should be removed from the prompt. Any tags with a weight of 1 should be included in the prompt.  
New Tags:  $\{\text{JSON.stringify(transformedNewTags)}\}$   
Old Tags:  $\{\text{JSON.stringify(transformedOldTags)}\}$   
Old Prompt:  $\{\text{promptText}\}$   
Just return the prompt itself. Use complete sentences to describe the design."
- **model:** "gpt-4o"
- **messages:** [system\_message, user\_message]

### A.3 Image Generation

- **model:** "dall-e-3"
- **quality:** hd
- **num:** 3
- **size:** "1024x1024"
- **quality:** "standard"

### A.4 Tag Extraction

- **system\_message:** "You are a creative and helpful designer who assists in identifying and categorizing aesthetic dimensions of product designs. The response should be format like:  $\{\text{newtags:}\{\{\text{'name': 'Dimension Name', 'tags': ['tag1', 'tag2', 'tag3' ... ]}\}\}$ "
- **text\_prompt:** "What relevant aesthetic dimensions and design element tags are in this image? Reference the existing tags, think outside the box, and include all relevant dimensions. On top of the old tags, generate 1-5 new tags that either append to existing design dimensions or create new dimensions while avoiding creating similar dimensions to the old ones. Provide the output in a JSON format." +  $\text{JSON.stringify(JSON\_prompt)}$ ;
- **user\_message:** [  $\{\text{type: "text", text: text\_prompt}\}$ ,  $\{\text{type: "image\_url", image\_url: \{\text{url: url,detail: "low"},\}\}$  ]
- **model:** "gpt-4o-mini"
- **response\_format:** { type: "json\_object" }
- **messages:** [system\_message, user\_message]

### A.5 Tag Recommendation

- **system\_message:** "You are a helpful assistant that provides concise five distinct design recommendations based on existing design tags for dining room chair design."
- **user\_message:** "Based on the current design tags in the category  $\{\text{currentCategory.name}\}$ , suggest five new distinct design options. Please provide a simple list of options separated by commas and nothing else. Don't add numbers or bullet points."
- **model:** "gpt-4o-mini"
- **messages:** [system\_message, user\_message]

### A.6 Dimension Recommendation

- **system\_message:** "You are a helpful assistant that provides concise design recommendations based on existing design dimensions for dining room chair design."
- **user\_message:** "Based on the current design dimensions:  $\{\text{categoriesList}\}$ , suggest 5 new distinct dimensions. Please provide a simple list of dimensions separated by commas and nothing else. Don't add numbers or bullet points."
- **model:** "gpt-4o-mini"
- **messages:** [system\_message, user\_message]

## B USER STUDY RELATED MATERIAL

### B.1 Design Document

#### B.1.1 Design requirement. (Email from our client David)

Dear Designer,

I hope this message finds you in great spirits. As an architect deeply passionate about modern and sustainable design, I'm reaching out with a project that's very close to my heart. I'm in the process of bringing a vision to life—a set of 10 dining room chairs that's not just a piece of furniture but a statement of my lifestyle and values.

**Here's What I Envision:** I'm drawn to contemporary style and embrace minimalism with open arms. My home is a testament to my love for clean lines and functional aesthetics, and I seek to extend this philosophy to this new chair design. I imagine it in neutral tones, with customization options allowing for the occasional bold accent. The materials, of course, need to echo my commitment to sustainability—a combination of natural wood and high-quality, eco-friendly fabrics would be ideal.

#### Design Specifications:

- **Dimensions:** A height of 36 inches, with a seat height of 18 inches, seems perfect. The width and depth should be about 18 and 16 inches, respectively, providing ample space without compromising the minimalist design.
- **Comfort and Ergonomics:** Given my love for hosting dinner parties, the chair must offer comfort for long conversations. A curved backrest for lumbar support and a cushioned seat are essential.
- **Materials:** Solid oak or a similar hardwood for the frame would complement my home's aesthetic, paired with durable and stain-resistant fabric sourced responsibly.

**Functionality Needs:** The chair should be lightweight, making it easy to move around, yet sturdy enough to withstand the joyous chaos of my gatherings. I also need to ensure the feet are kind to my flooring—no scratches are welcome.

**Sustainability and Quality:** I value furniture that reflects my dedication to sustainable living and modern design. It should be durable and sourced from eco-friendly suppliers, aligning with my values and lifestyle.

**Budget and Timeline:** I've allocated \$1000 to \$1500 per unit for this project, aiming to balance impeccable quality and affordability. Ideally, the design would be finalized within 30 days, with a prototype ready for review 60 days later and production commencing 90 days after prototype approval.

**Additional Considerations:** Ease of assembly and eco-friendly packaging that ensures safe transport without compromising our planet's health is crucial.

I'm thrilled at the prospect of working together to create a piece that serves its purpose and does so with style and conscience. Your talent in design and understanding of functional aesthetics make you the perfect partner for this venture.

Looking forward to your thoughts and ideas.

Best regards, David Thompson

#### B.1.2 Client's Persona.

- David Thompson
- Age: 35
- Occupation: Architect
- Location: San Francisco, California
- Marital Status: Married
- Interests:
  - Passionate about modern and sustainable architecture.
  - Enjoys reading about interior design and home renovation.
  - Loves outdoor activities like hiking and cycling.
- Lifestyle:
  - Lives in a well-designed, modern home.
  - Prefers a minimalist and functional aesthetic.

- Often hosts dinner parties and small gatherings.
- Has a few dogs of varying ages
- Purchase Motivations:
  - Seeking furniture that reflects his taste for modern design.
  - Values sustainability and eco-friendly materials.
  - Wants durable, high-quality furniture that can withstand regular use.
- Functional Needs:
  - Comfortable for long dinner conversations, easy to move, and matches with a diverse range of dining tables.
  - Able to stand pets' daily activities
- Aesthetic Preferences:
  - Prefers neutral tones with occasional bold accents.
  - Likes clean lines and uncluttered spaces.
  - Appreciates furniture that makes a statement but remains timeless.

**B.1.3 Sketches & Mood boards.** Here we present the sketches and mood boards we showed to our participants in the design document (see Figure 19).



(a) Design Document Sketches



(b) Mood Board 1



(c) Mood Board 2



(d) Mood Board 3

Figure 19: Design Document: Sketches and Mood Boards

## C Survey & Interview Questions

### C.1 Formative Study - Screening Survey

#### Design Interview Study

Thank you for your interest in participating in our study! We are a group of researchers from the xxx at the xxx. We seek designers and creators with prior experience customizing products, solutions, or other client designs. Our goal is to understand authentic design workflows better.

Participants will receive \$xx for approximately 30 minutes of their time (\$yy/hour). The interview will be recorded for research purposes. If you are interested, please provide your background information and availability for the interview.

*Participant Information.*

- (1) **Full Name:** \_\_\_\_\_
- (2) **Email Address:** \_\_\_\_\_

*Design Experience.*

- (1) **What is your background in creating custom solutions in your domain?** (e.g., Furniture, product design, graphics, architecture, etc.)
  - Please describe your experience, the types of products you design, and how long you have been in the field.
- (2) **[Optional] Please share any links to your past projects or portfolio pieces that showcase your custom design work:** \_\_\_\_\_

*Availability.*

- (1) **Preferred Interview Times** (check all that apply):
  - **9 AM – 12 PM:** Mon/ Tue/ Wed/ Thu/ Fri/ Sat/ Sun
  - **12 – 3 PM:** Mon/ Tue/ Wed/ Thu/ Fri/ Sat/ Sun
  - **3 – 6 PM:** Mon/ Tue/ Wed/ Thu/ Fri/ Sat/ Sun
  - **Other**
- (2) **[Optional] Additional Comments or Questions** (e.g., time zone considerations)

## C.2 Formative Study - Expert Interview Protocol

*Overview.* The following protocol outlines the structure and questions for conducting expert interviews as part of our research to better understand authentic design workflows.

*Welcome Script. Month/Date @ Time - Interview with [NAME]*

Hi [Interviewee Name],

My name is xxx, and I am a researcher from the yyy Group at zzz Affiliation. Thank you so much for your interest and time in interviewing with us. We sincerely appreciate your help.

To give you a brief overview, we are researching authentic design workflows to understand them better. We would love to ask you some questions to learn more about your background, work style, design process, and communication methods with clients.

All of the information during this interview will be kept confidential, and with your consent, we might directly quote your insights. May we have your permission to record this interview for further analysis? The recording is intended to capture all the details you mention. Are you available to participate in this interview?

**Permission to record interview:** [Yes/No] If yes: "Great! I will start the recording now."

*Interview Questions.* Can you tell me a little about your role and experience in the design field?

**Design Process**

2. Can you walk me through your typical design process, from ideation to completion?
  - If possible, could you share details about a specific portfolio piece?

3. How do you handle client interactions and negotiations throughout the design process?
  - E.g., trade-offs related to budget, aesthetics, and materials.

**Key Design Dimensions**

4. What are your key design considerations when designing a product?
  - E.g., size, weight, depth, budget, materials, form, style.
5. Can you discuss a specific project where you faced challenges related to these design dimensions?

**Negotiating with Clients**

6. How do you approach discussions with clients about design preferences?
  - E.g., in-person, Zoom, Skype, Slack, Email.
7. Can you share an example of a trade-off situation and how you and the client resolved it?
  - E.g., handling feedback and revisions.

**Client Constraints and Input Modalities**

8. What are some common constraints you encounter when working with clients?
9. How do you manage and prioritize these constraints?
10. How do clients typically provide input, and how do you incorporate this feedback into your designs?
  - E.g., text descriptions, images, sketches.

**End**

Thank you so much for sharing your insights and experiences. Your input is incredibly valuable to our research. Could you also provide your preferred contact method for follow-up opportunities like user testing? Our research team will provide a [\$xx reward] for your participation as a token of appreciation. Do you have any questions or additional thoughts you would like to share before we conclude the interview?

## C.3 Summative Study - Screening Survey

*Participant Information.*

- (1) **Full Name:** \_\_\_\_\_
- (2) **Email Address:** \_\_\_\_\_
- (3) **Experiment Version:**
  - In-person
  - Remote

*Demographic Information.*

- (1) **English Language Proficiency:**
  - Native
  - Advanced
  - Intermediate
  - Basic
  - No proficiency
- (2) **Gender:**
  - Female
  - Male
  - Non-binary/ Non-conforming
  - Prefer not to respond
- (3) **Age:** \_\_\_\_\_

*Design Experience.*

- (1) **Familiarity with Design:**
  - Never
  - Beginner (0–1 year)
  - Intermediate (2–5 years)
  - Advanced (>5 years)
- (2) **Design Fields (select all that apply):**
  - Graphic Design
  - Industrial Design
  - UI/UX Design
  - Architectural Design
  - Fashion Design
  - Other: \_\_\_\_\_
- (3) **Describe Your Design Experience:** \_\_\_\_\_

*Technical Experience.*

- (1) **Frequency of Using Large Language Models (e.g., Chat-GPT, Gemini):**
  - Never
  - Tried a few times
  - Monthly
  - Weekly
  - Daily
- (2) **Frequency of Using Image Generative Models (e.g., Mid-Journey, DALL-E):**
  - Never
  - Tried a few times
  - Monthly
  - Weekly
  - Daily

*Additional Information.*

- (1) **Do You Have Any Questions?**
- (2) **Participant ID:** Assigned ID (record this for future use).

**C.4 Summative Study - Post-Experiment Survey***Participant Details.*

- (1) **Participant ID:** \_\_\_\_\_
- (2) **Experiment Version:** \_\_\_\_\_
  - In-person
  - Remote

*Self-Evaluation.*

- (1) **What criteria did you use to select the final image for the client?**
- (2) **Why does this image best fit your client's needs?**
- (3) **List the design dimensions and options you learned about the chair design space:** \_\_\_\_\_

*Tool Feedback.*

1. **Image Satisfaction:** How satisfied were you with the generated images? (1=Very Unsatisfied, 7=Very Satisfied) *What factors influenced your rating?*
2. **Image Alignment:** How well did the images match your expectations? (1=Very Misaligned, 7=Very Aligned) *Which elements aligned or deviated from your expectations?*

3. **Ease of Converting Ideas to Prompts:** How easy was it to translate your ideas into prompts? (1=Very Difficult, 7=Very Easy) *What aspects made the process easier or more challenging?*

*Tool Usefulness.*

1. **Rate these statements** [1=Strongly Disagree, 7=Strongly Agree]
  - The tool visualized my ideas.
  - It helped explore design dimensions.
  - It aided in initial prompt creation.
  - It refined my design concept.
2. **Additional comments:** \_\_\_\_\_

*Iterative Design Process.*

1. **Rate these statements** [1=Strongly Disagree, 7=Strongly Agree]
  - My design improved over iterations.
  - My prompts became more detailed.
2. **Additional comments:** \_\_\_\_\_

*Future Directions.*

1. **Which aspects of the Design Assistant were most intuitive/useful and which were confusing/difficult?**
2. **Suggestions for improvement:** \_\_\_\_\_

**D Additional Analysis****D.1 Prompt Comparison**

Here are randomly sampled example prompts from similar stages of the design process from *DesignWeaver* and Baseline conditions (see Table 2).

Baseline (P18 10th Iteration)	<i>DesignWeaver</i> (P7 7th Iteration)
A dining chair that is beige in color, made out of wood and leather, with a unique leg design, a wide sitting space, an ergonomic design, a curved and tall back, and a minimalist aesthetic. It is described as comfortable.	The design features a neutral vibe, bold accents, and contemporary elements. It includes unique, eye-catching details and emphasizes eco-friendly and durable elements such as sustainable materials, renewable resources, and energy-efficient production. Ergonomics, lightweight construction, sturdy build, and scratch-resistant surfaces further enhance its functionality. Wood adds natural warmth, and the curved back with dynamic posture support improves comfort. Playful geometry adds to the modern aesthetic.

**Table 2: Prompts generated in the *DesignWeaver* condition are more developed in fewer iterations.**

**D.2 Semantic Difference**

Figure 20 and Figure 21 shows more fine-grained across iteration comparison of the semantic difference using CLIP. The figures indicate that *DesignWeaver* has more semantically diverse visual outputs but more semantically similar prompts. We believe the



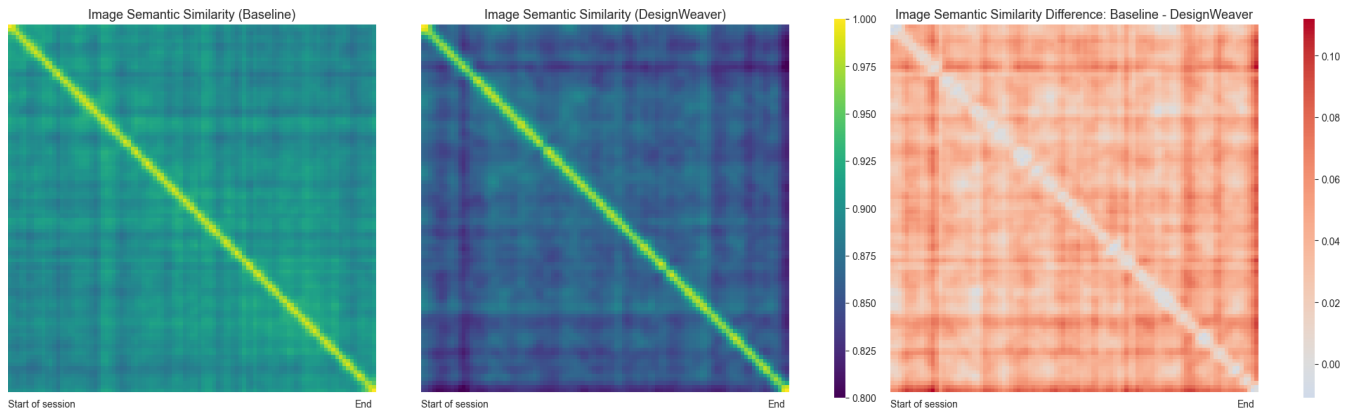


Figure 20: Image semantic similarity heatmaps for Baseline (left), DesignWeaver (middle), and their differences (right). Baseline participants' generated images are more semantically similar.

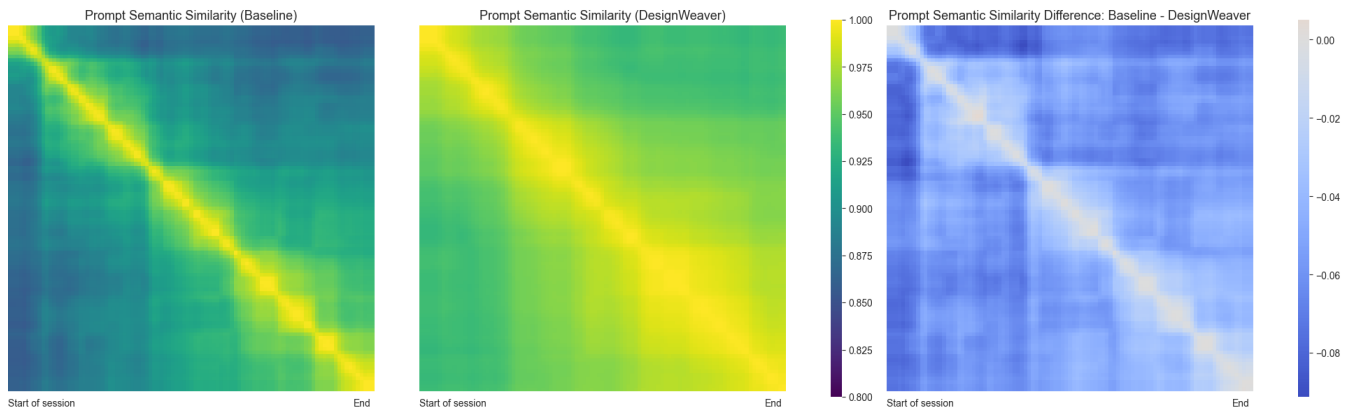


Figure 21: Prompt similarity heatmaps for Baseline (left), DesignWeaver (middle), and their differences (right). DesignWeaver participants' prompts are more semantically similar.

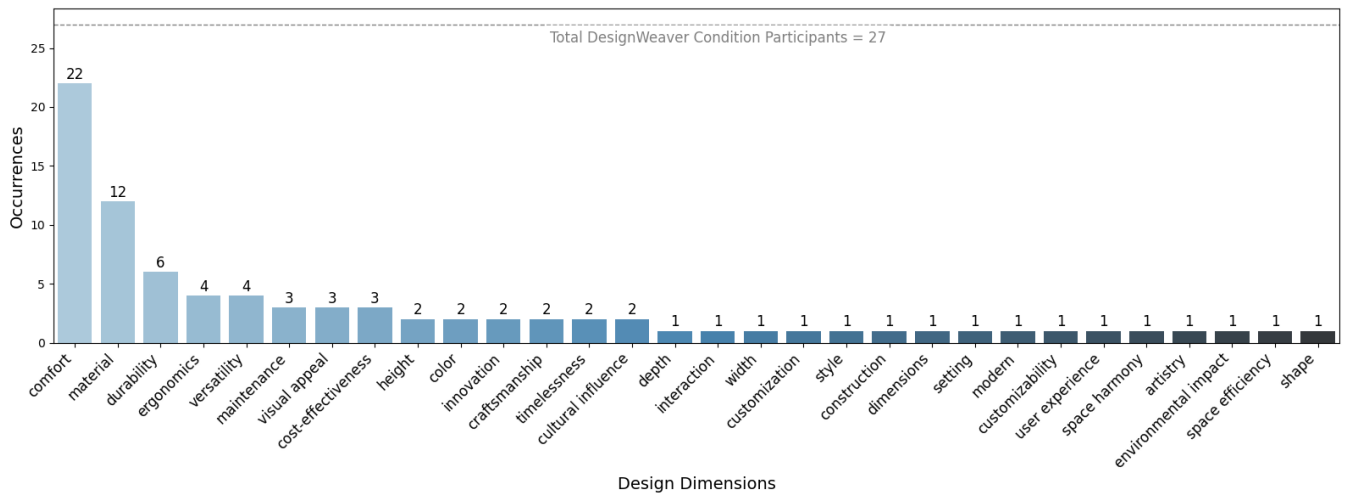


Figure 22: Frequency of design dimensions generated by DesignWeaver participants.

more semantically similar prompts in *DesignWeaver* condition could retrieve more semantically diverse images in the latent embedding space in the T2I model we used because they are more detailed and nuanced. One interesting pattern in Figure 21 is that prompts are becoming more semantically similar as *DesignWeaver* participants accumulate more tags in one prompt as time progresses.

### D.3 Design Dimensions

Table 3 shows all the design dimensions 27 *DesignWeaver* participants generated, which are 38 in total. After merging some with essentially the same meaning, we obtained the following Figure 22, which shows the frequency of newly generated design dimensions (other than the three dimensions we pre-populated to help with the cold start problem). These dimensions are all reasonable and align with the design document requirements.

artistry, color, color palette, comfort, construction, cost-effectiveness, craftsmanship, cultural influence, customizability, customization, depth, dimensions, Durability, environmental impact, ergonomic design, ergonomics, height, innovation, interaction, maintenance, maintenance ease, material, material durability, material innovation, material quality, materiality, materials, modern, setting, shape, space efficiency, space harmony, style, timelessness, user experience, versatility, visual appeal, width.
--

**Table 3: List of 38 DesignWeaver Participant Generated Design Dimensions in Alphabetical Order**

Received September 12, 2024; revised December 10, 2024; accepted January 16, 2025