

RefineCoder: Iterative Improving Large Language Models through Adaptive Critique Refinement for Code Generation

Changzhi Zhou^{1*}, Xinyu Zhang^{1*}, Dandan Song^{1†}, Xiancai Chen², Wanli Gu³,
Huipeng Ma¹, Yuhang Tian¹, Mengdi Zhang³, Linmei Hu^{1†}

¹School of Computer Science and Technology,
Beijing Institute of Technology, Beijing, China

²Peking University ³Meituan

zhouchangzhi97@gmail.com {sdd,hulinmei}@bit.edu.cn

Abstract

Code generation has attracted increasing attention with the rise of Large Language Models (LLMs). Many studies have developed powerful code LLMs by synthesizing code-related instruction data and applying Supervised Fine-Tuning (SFT). However, these methods are limited by teacher model distillation and ignore the potential of iterative refinement by self-generated code. In this paper, we propose Adaptive Critique Refinement (ACR), which enables the model to refine itself by self-generated code response and teacher-generated critique, rather than directly imitating the teacher-generated code responses. Concretely, ACR includes a composite scoring system with LLM-as-a-Judge to evaluate the quality of code responses and a selective critiquing strategy with LLM-as-a-Critic to critique self-generated low-quality code responses. We develop the RefineCoder series by iteratively applying ACR, achieving continuous performance improvement on multiple code generation benchmarks. Compared to the baselines of the same size, our proposed RefineCoder series can achieve superior performance using less data.

1 Introduction

Code generation, also called program synthesis, is a key application area of Large Language Models (LLMs) and has attracted significant attention from the research community (Gulwani et al., 2017; Chen et al., 2021). Numerous studies focus on developing code-specific pre-trained models, such as CodeLlama (Roziere et al., 2023), DeepSeek-Coder (Guo et al., 2024), and Qwen-Coder (Hui et al., 2024). Despite their strong capabilities in code understanding, these LLMs typically require additional post-training to become effective and user-friendly for code-related tasks.

* Work done during internship at Meituan. Equal contribution.

† Corresponding Author.

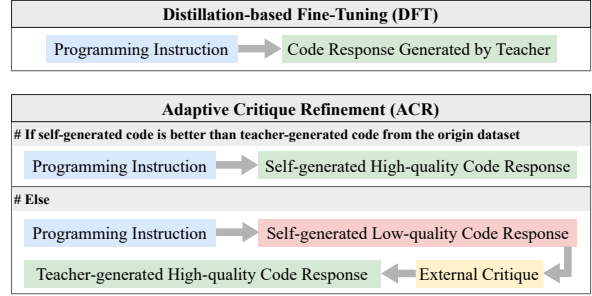


Figure 1: Comparison of two fine-tuning paradigms. DFT uses code distilled by teacher model, whereas ACR adaptively constructs distinct data formats infusing self-generated code and teacher-generated critique.

As a popular post-training technology, Distillation-based Fine-Tuning (DFT) leverages code instruction data synthesized by powerful teacher models (often proprietary LLMs like GPT-4) to fine-tune code LLMs, as shown in Figure 1. Many works (Zhang et al., 2024b) based on this paradigm have been proposed recently. For example, Code Alpaca (Chaudhary, 2023) first establishes this synthesis paradigm using Self-Instruct (Wang et al., 2023). Subsequently, Code-related Evol-Instruct (Luo et al., 2024) prompts LLMs to evolve more intricate code instructions, while OSS-Instruct (Wei et al., 2024b) generates more realistic code instructions based on open-source code snippets (Kocetkov et al., 2022). In contrast, OpenCodeInterpreter (Zheng et al., 2024a) enables code LLMs to learn from compiler diagnostics and human feedback by constructing multi-turn feedback data. These diverse synthesis strategies have significantly advanced the development of code LLMs. However, this paradigm of *teacher model distillation* inevitably suffers from a critical limitation: the performance of the student model largely relies on the teacher model, ignoring the potential of iterative refinement by self-generated code.

Apart from research on code instruction fine-

tuning, some other studies (Chen et al., 2023, 2024, 2025; Jiang et al., 2025) have explored the ability of LLMs to refine self-generated code during inference. For example, Self-Debugging (Chen et al., 2024) iteratively debugs self-generated code using feedback from the code executor. However, these methods that freeze parameters are essentially a form of *prompt engineering with external feedback*. They cannot improve the intrinsic one-off code generation ability of LLMs. Besides, multiple calls to LLMs increase inference latency.

In this paper, we propose a novel fine-tuning paradigm called Adaptive Critique Refinement (ACR). It evolves through a combination of self-generated code and teacher-driven critique, thereby enhancing its capacity for one-shot code generation and surpassing the limitations of conventional teacher distillation methods. Specifically, as shown in Figure 1, ACR evaluates both self-generated and teacher-generated code, adaptively critiques low-quality self-generated responses, and generates new samples based on the evaluation and critique results. This process is analogous to a student initially attempting to solve problems independently and later comparing their solutions against given answers, rather than simply copying the provided solutions. By iteratively applying the ACR process, the model achieves continuous improvement in its code generation capabilities. Notably, we design a composite scoring system and a selective critique strategy to perform scoring and critique, respectively. The scoring system combines LLM-as-a-Judge and a code executor to provide accurate and comprehensive evaluations. The critique strategy adaptively constructs two types of data and incorporates LLM-as-a-Critic.

We conduct iterative ACR based on DS-Coder-6.7B-Base (Guo et al., 2024) and Qwen2.5-Coder-7B-Base (Hui et al., 2024), leading to the development of the RefineCoder series. After three iterations, RefineCoder-DS-6.7B and RefineCoder-QW-7B demonstrate significant improvements in average pass@1 performance on the HumanEval(+), MBPP(+), LiveCodeBench, and BigCodeBench (hard) (Chen et al., 2021; Austin et al., 2021; Liu et al., 2023; Jain et al., 2024; Zhuo et al., 2024). The key contributions of this paper are as follows:

- 1) We propose Adaptive Critique Refinement (ACR), a novel fine-tuning paradigm that refines code LLMs using self-generated code and external critique, on the basis of which we develop a series of strong code LLMs namely RefineCoder.

- 2) To ensure the effectiveness of ACR, we design a composite scoring system with LLM-as-a-Judge and a selective critiquing strategy with LLM-as-a-Critic, enabling both accurate scoring and critique of code responses.

- 3) Experimental results from the RefineCoder series show that iterative ACR continuously improves code generation performance. After three iterations, the RefineCoder models outperform base-lines of the same size while requiring less data.

2 Related Work

LLMs for Code Generation LLMs have shown exceptional code understanding abilities due to extensive pre-training on code-related corpora. Numerous models like GPT-4o (OpenAI, 2024a), Gemini (Google, 2024), Claude-3.5 (Anthropic, 2024), Qwen2.5-Coder (Hui et al., 2024), and DeepSeek-Coder (Guo et al., 2024) exhibit strong performance on code generation benchmarks. Recently, the release of OpenAI o1 (OpenAI, 2024b) and DeepSeek-R1 (DeepSeek-AI, 2025) has spurred a surge in research on deep reasoning LLMs, achieving expert-level performance on competitive programming problems (e.g., CodeForces) and further advancing LLMs in the code domain.

Distillation-based Code Fine-Tuning Unlike proprietary models, many studies focus on fine-tuning open-source code pre-trained models, which has greatly contributed to the rapid development of the code generation field. A key technique for achieving this is distilling data from teacher models. Code Alpaca (Chaudhary, 2023) introduces Self-Instruct (Wang et al., 2023) to distill GPT-3. Following this, WizardCoder (Luo et al., 2024) evolves more complex code instruction data using Evol-Instruct (Xu et al., 2024). MagiCoder (Wei et al., 2024b) proposes OSS-Instruct, where the model generates instructions and code responses sequentially based on open-source code snippets, thus creating more practical code data. In contrast to OSS-Instruct, InverseCoder (Wu et al., 2024) reverses the order of instruction and code response generation. WaveCoder (Yu et al., 2024) constructs a multi-task code dataset, enhancing the model’s versatility. Besides, OpenCodeInterpreter (Zheng et al., 2024a) builds multi-turn code data, enabling the model to learn from execution feedback and human feedback. However, these methods aim to enable the model to learn by imitating the teacher, overlooking the potential for refinement through

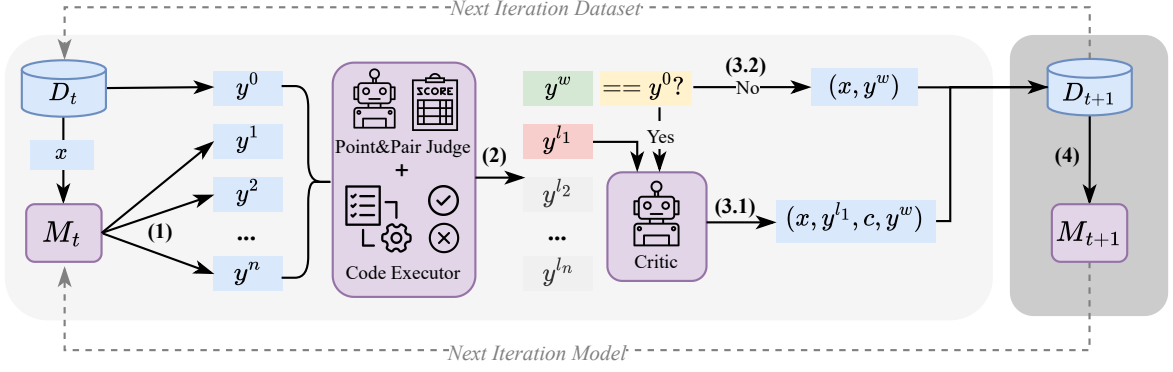


Figure 2: **Overview of ACR in the t -th iteration.** (1) **Sampling**: The model M_t samples n code responses $\{y^i\}_{i=1}^n$ with high temperature for a programming instruction x in the dataset D_t . (2) **Ranking**: A composite scoring system first scores all self-generated code responses $\{y^i\}_{i=1}^n$, then selects the highest-scoring response for pairwise comparison with the original code response y^0 to identify the winner y^w and the loser y^{l1} . (3) **Refining**: Depending on the identity of the y^w , the selective critiquing strategy constructs a new single-turn data (x, y^w) or two-turn critique data (x, y^{l1}, c, y^w) , where c is critique. The original data (x, y) is replaced with new data and all the new data form a new dataset D_{t+1} . (4) **Training**: The new model M_{t+1} is fine-tuned using D_{t+1} .

self-generated code.

Iterative Self-Refinement of LLMs Iterative self-refinement refers to LLMs enhancing themselves iteratively by utilizing self-generated responses with the help of external signals. One line of research (Huang et al., 2023; Madaan et al., 2023; Hu et al., 2024) focuses on enabling self-correction during the inference stage by iteratively calling LLMs and incorporating external signals. In the code domain, CodeT (Chen et al., 2023), Self-Debugging (Chen et al., 2024), and LDB (Zhong et al., 2024) follow this approach. However, these prompt engineering methods with external feedback cannot improve the intrinsic capabilities. Another line of research focuses on iteratively training the model using self-generated outputs to enhance its intrinsic capabilities (Dong et al., 2025; Yuan et al., 2024; Yan et al., 2025; Kim et al., 2025). These methods typically rely on preference learning, such as DPO (Rafailov et al., 2023). CodeLutra (Tao et al., 2024) has successfully applied this approach to the code domain, but it heavily depends on golden labels, which limits its applicability. In contrast to the works above, we propose the ACR method, which achieves iterative self-refinement by only using a simple Supervised Fine-Tuning (SFT) loss. Our approach is orthogonal to prompt engineering methods like Self-Debugging and is more efficient and generalizable than CodeLutra.

3 Methodology

3.1 Overview

Adaptive Critique Refinement (ACR) aims to improve code LLMs by refining the existing dataset with self-generated code and external critique. The iterative application of ACR facilitates continuous improvement in code generation performance. As illustrated in Figure 2, ACR starts with a current dataset and a code model fine-tuned on it. The method updates this dataset through a process of sampling, ranking, and refining. The updated dataset is used for the next round of fine-tuning, iteratively improving the model’s code generation capabilities.

In the following sections, we will introduce two key components of the pipeline above: the composite scoring system for ranking and the selective critiquing strategy for data refining. Finally we describe the iterative training and the resulting Re-fineCoder model.

3.2 Composite Scoring System with LLM-as-a-Judge

A comprehensive and accurate evaluation of code response quality is the foundation for effective ACR. Previous works (Chen et al., 2023; Zhang et al., 2024a) rely on generating test cases to evaluate code quality. However, this method has issues with inaccurate test case generation (Jain et al., 2024), inability to handle *special judge* (Quan et al., 2025), and failure to evaluate non-code content in response such as code comments and explanations.

Drawing on the judgment and evaluation abilities of LLMs (Dong et al., 2025; Li et al., 2024), we employ LLM-as-a-Judge as the backbone of the scoring system, supplemented by a code executor to ensure effective evaluation. Specifically, we perform a multi-faceted, point-wise judgment of each self-generated code response y^i ($1 \leq i \leq n$):

$$s_1^i, s_2^i, \dots, s_m^i = \text{Multi-Faceted Judge}(x, y^i), \quad (1)$$

where s_j^i denotes the score for y^i under the j -th evaluation criterion, and m is the total number of criteria (e.g., code correctness, clarity). Next, we calculate the final point-wise score for each self-generated code response by computing the weighted sum and normalizing the result:

$$s^i = \sum_{j=1}^m \alpha_j s_j^i, \quad (2)$$

$$\text{score}_{\text{point}}^i = \frac{s^i - s_{\min}}{s_{\max} - s_{\min}}, \quad (3)$$

where α_j is the weight of the j -th criterion, and s_{\min} and s_{\max} are the minimum and maximum scores across self-generated code responses. In addition, we use a code executor to evaluate the executability of all code responses (including y^0):

$$\text{score}_{\text{exec}}^i = \text{Executor}(y^i), \quad (4)$$

where $i \in [0, n]$ and $\text{score}_{\text{exec}}^i \in \{0, 1\}$. The highest-scoring self-generated code is obtained by summing the point-wise score and execution score:

$$y^{\text{self}} = \arg \max_i (\text{score}_{\text{point}}^i + \text{score}_{\text{exec}}^i). \quad (5)$$

where $i \in [1, n]$. Finally, we determine the winner between the best self-generated code y^{self} and the teacher-generated code y^0 based on the pair-wise judgment and execution scores:

$$\text{score}_{\text{pair}}^{\text{self}}, \text{score}_{\text{pair}}^0 = \text{PairJudge}(x, y^{\text{self}}, y^0), \quad (6)$$

$$\text{score}^i = \text{score}_{\text{pair}}^i + \text{score}_{\text{exec}}^i, \quad (7)$$

$$y^w, y^{l1} = \begin{cases} y^{\text{self}}, y^0, & \text{if } \text{score}^{\text{self}} > \text{score}^0, \\ y^0, y^{\text{self}}, & \text{if } \text{score}^0 > \text{score}^{\text{self}}, \end{cases} \quad (8)$$

where $i \in \{\text{self}, 0\}$, $\text{score}_{\text{pair}}^i \in [0, 1]$, and y^w and y^{l1} denote the winner and loser, respectively. The prompts for point-wise and pair-wise judgment are shown in Figures 8 and 9.

3.3 Selective Critiquing Strategy with LLM-as-a-Critic

After selecting winner and loser based on quality, we design the selective critiquing strategy as the data construction engine of ACR. It effectively utilizes high-quality and low-quality self-generated code in distinct ways, while further providing external critique for the low-quality data. This strategy mirrors the process of a student first solving problems and then critiquing their answers based on provided solutions rather than directly imitating the solutions (Wang et al., 2025).

Concretely, when all self-generated code responses are of lower quality than the original code in the current dataset (i.e., y^w is y^0 from origin dataset and y^{l1} is the best self-generated code response), LLM-as-a-Critic is used to critique y^{l1} , using y^0 as a reference (The prompt is shown in Figure 10):

$$c = \text{Critic}(x, y^w, y^{l1}), \quad (9)$$

where c is the critique of y^{l1} . Otherwise, if y^w is the self-generated code response, we directly construct new single-turn data. The data update rules are as follows:

$$(x, y) \longrightarrow \begin{cases} (x, y^{l1}, c, y^w), & \text{if } y^w \text{ is } y^0, \\ (x, y^w), & \text{otherwise.} \end{cases} \quad (10)$$

If the data to be updated comes from a two-turn data rather than a single-turn one, only the instruction and the final code response will be considered. The selective critiquing strategy updates all data to comprise a new instruction dataset D_{t+1} .

3.4 Iterative Training

The previous sections describe the process of a single ACR in Figure 2. Next, we define the RefineCoder in the iterative ACR process:

- **RefineCoder Iter0** (M_0): The code model is trained using the initial SFT dataset D_0 .

- **RefineCoder Iter1** (M_1): The code model is trained using dataset D_1 , where D_1 is obtained by refining D_0 using M_0 .

- **RefineCoder Iter** (M_t): The code model is trained using dataset D_t , where D_t is obtained by refining D_{t-1} using M_{t-1} .

We fine-tune the original pre-trained model from scratch in each iteration to prevent overfitting, consistent with previous iterative training works (Wang et al., 2024a; Dong et al., 2025).

4 Experiments

4.1 Benchmarks

We use **HumanEval(+)** (Chen et al., 2021), **MBPP(+)** (Austin et al., 2021; Liu et al., 2023) and **BigCodeBench** (Zhuo et al., 2024) to assess the **fundamental coding ability** of code model. Meanwhile, we use **LiveCodeBench** (Jain et al., 2024) and **BigCodeBench-hard** to measure the **advanced coding ability** of code model.

4.2 Baselines

- **Based on DSCoder-6.7B-Base**: DSCoder-6.7B-Instruct (Guo et al., 2024), MagiCoder-S-DS-6.7B (Wei et al., 2024b), OpenCodeInterpreter-DS-6.7B (Zheng et al., 2024a), WaveCoder-Ultra-6.7B (Yu et al., 2024).
- **Based on Qwen2.5-Coder-7B-Base**: Qwen2.5-Coder-7B-Instruct (Hui et al., 2024).

4.3 Initial SFT Dataset D_0

The existing datasets vary in quality and carry the risk of data leakage (Wang et al., 2024b; Yu et al., 2024). To ensure the accuracy and reliability of the experimental results, we construct a high-quality SFT dataset by combining Evol-Instruct and SelfCodeAlign (Wei et al., 2024a). Concretely, we first prompt GPT-4o to generate code-related concepts and corresponding programming instructions from Python code snippets. These code snippets have been preprocessed to ensure high quality and contamination-free. Then, we prompt GPT-4o again to iteratively evolve these instructions using the Evol-Instruct strategy. Finally, we prompt GPT-4o to generate code responses for the instructions. Through this pipeline, we obtain an 80K high-quality and diverse python instruction dataset. See Appendix B for detailed data construction prompts.

4.4 Implement Details

Iterative Training We employ DSCoder-6.7B-Base and Qwen2.5-Coder-7B-Base as the base pre-trained models. To obtain an initial code model M_0 ,

we fine-tune DSCoder-6.7B-Base and Qwen2.5-Coder-Base on the 80K initial SFT dataset, resulting in RefineCoder-DS-6.7B and RefineCoder-QW-7B. The two RefineCoder models undergo three iterative training under our ACR framework. In the ACR pipeline, the model self-samples 7 code responses with a temperature of 0.7. We use Qwen2.5-32B-Instruct (Hui et al., 2024) as the Judge and Critic. We set the number of training epochs to 2, the global batch size to 64, and the learning rate to $5e-6$, employing the AdamW optimizer with a cosine learning rate decay strategy. All our training uses 16 A100-80G GPUs, utilizing the LLaMA-Factory (Zheng et al., 2024b).

Evaluation We use the Pass@1 metric to evaluate the performance of model on benchmarks. We prioritize baseline results from the benchmark leaderboards or the original papers. If unavailable, we evaluate them locally using the same settings as the RefineCoder series.

4.5 Experimental Results

As shown in Table 1, the RefineCoder series achieves impressive performance gains on two challenging code benchmarks. While the initial RefineCoder-DS-6.7B and RefineCoder-QW-7B exhibit moderate performance, the two models achieve an average Pass@1 improvement of **2.7** and **3.1**, respectively, after three refinement iterations. Notably, the performance improved by **2.0** and **2.3** points from *iter0* to *iter1*, highlighting that incorporating self-generated code and external critique yields better results than directly distilling code responses from the teacher model. Compared to baselines of the same size, the RefineCoder-DS-6.7B and RefineCoder-QW-7B (*Iter3*) outperform them by **3.6** and **2.3** points, respectively, using only 80K data. This demonstrates the superiority of our method in improving advanced coding ability.

Similarity, our method also improves the basic coding ability, as shown in Table 2. After three iterations, our model achieves average performance improvements of **2.7** and **4.5** points, respectively, on HumanEval(+), MBPP(+) and BigCodeBench. This demonstrates that the model is capable of identifying and addressing deficiencies by learning from both its self-generated code and external feedback. Compared with all baselines, our models achieve the best average Pass@1 performance. Nevertheless, we find that the performance of RefineCoders on the Humaneval(+) are inferior to the state-of-the-art baseline. This discrepancy prompts





Models	Data Size	LiveCodeBench		BigCodeBench-hard		Average
		v3-v5	v5-v6	Instruct	Complete	
 DSCoder-6.7B-Base	/	/	/	/	13.5	/
DSCoder-6.7B-Instruct	2BT	12.8	14.0	10.1	15.5	13.1
MagiCoder-S-DS-6.7B	185K	13.4	14.6	13.5	12.8	13.6
OpenCodeInterpreter-DS-6.7B	178K	7.3	15.2	13.5	16.9	13.2
WaveCoder-Ultra-6.7B	130K	12.9	14.5	12.8	16.9	14.3
RefineCoder-DS-6.7B <i>Iter0</i>	80K	13.1	15.5	18.2	10.1	14.2
RefineCoder-DS-6.7B <i>Iter1</i>	80K	14.3	17.2	18.9	14.2	16.2 ^{↑2.0}
RefineCoder-DS-6.7B <i>Iter2</i>	80K	14.3	17.8	19.6	14.2	16.5 ^{↑2.3}
RefineCoder-DS-6.7B <i>Iter3</i>	80K	14.2	17.9	20.1	15.5	16.9 ^{↑2.7}
 Qwen2.5-Coder-7B-Base	/	/	/	/	16.2	/
Qwen2.5-Coder-7B-Instruct	Millions	18.1	18.9	20.3	20.3	19.4
RefineCoder-QW-7B <i>Iter0</i>	80K	18.0	18.7	18.5	19.3	18.6
RefineCoder-QW-7B <i>Iter1</i>	80K	19.6	21.3	20.7	21.8	20.9 ^{↑2.3}
RefineCoder-QW-7B <i>Iter2</i>	80K	20.5	21.5	20.6	22.9	21.4 ^{↑2.8}
RefineCoder-QW-7B <i>Iter3</i>	80K	21.7	21.9	20.8	22.3	21.7 ^{↑3.1}

Table 1: Results on LiveCodeBench and BigCodeBench-hard. v3-v5 and v5-v6 refer to the questions from the periods 202407-202502 and 202502-202505, respectively.  and  denotes the two base models, and the rest are the instruction models. 2BT denotes 2B tokens.

us to conduct a data leakage analysis of the datasets in the next section.

5 Further Study

5.1 Data Leakage Analysis

In Table 2, we observe that while the RefineCoder (*Iter3*) surpasses the baselines on average pass@1, it still lags behind the state-of-the-art baseline on HumanEval(+) and MBPP+. To better explore this performance gap, we investigate potential data leakage in the datasets used by the baselines.

Concretely, we analyze the four open-source datasets ^{1 2 3 4} with the help of the TLI metric proposed by Wang et al. (2024b). These datasets are used by MagiCoder-S-DS-6.7B, OpenCodeInterpreter-DS-6.7B, and WaveCoder-Ultra-6.7B (The datasets for DSCoder-6.7B-Instruct and Qwen2.5-Coder-7B-Instruct are not publicly available). The results are shown in Table 3, Magic-OSS-Instruct and our dataset are en-

tirely free from data leakage. In contrast, Magic-Evol-Instruct, Evol-CodeAlpaca-v1, and CodeFeedBack demonstrate severe data leakage concerning HumanEval (+) and MBPP (+). These three datasets are used by three baselines, making it challenging for RefineCoder to surpass them. We also present an intuitive scatter plot of similarity scores in the appendix D for a more detailed analysis.

5.2 The effectiveness of Composite Scoring System

The performance improvement through iterative training preliminarily validates the effectiveness of our scoring system. In this section, we further verify it by enabling the model to sample 10 code responses for each programming question in benchmarks and scoring them. As shown in Table 4, the performance of the highest-scoring code far exceeds that of the lowest-scoring code, while the scoring system maintains a low error rate. This clearly validates its effectiveness.

5.3 The effectiveness of Selective Critiquing Strategy

We conduct ablation experiments to validate the effectiveness of the selective critiquing strategy in ACR. As shown in Figure 3, for each iteration, we

¹<https://huggingface.co/datasets/ise-uiuc/Magicoder-OSS-Instruct-75K>

²<https://huggingface.co/datasets/ise-uiuc/Magicoder-Evol-Instruct-110K>

³<https://huggingface.co/datasets/theblackcat102/evol-codealpaca-v1>

⁴<https://huggingface.co/datasets/m-a-p/Code-Feedback>



Models	Data Size	HumanEval		MBPP		BigCodeBench		Average
		Base	Plus	Base	Plus	Inst	Comp	
 DSCoder-6.7B-Base	/	47.6	39.6	72.0	58.7	/	41.8	/
DSCoder-6.7B-Instruct	2BT	74.4	71.3	74.9	65.6	35.5	43.8	60.9
MagiCoder-S-DS-6.7B	185K	76.8	71.3	79.4	69.0	36.2	47.6	63.4
OpenCodeInterpreter-DS-6.7B	178K	77.4	72.0	76.5	66.4	37.1	44.6	62.3
WaveCoder-Ultra-6.7B	130K	75.0	69.5	74.9	63.5	33.9	43.7	60.1
RefineCoder-DS-6.7B <i>Iter0</i>	80K	73.8	67.7	77.5	65.1	37.0	46.6	61.3
RefineCoder-DS-6.7B <i>Iter1</i>	80K	74.4	68.9	77.0	66.4	40.6	48.0	62.6 ^{↑1.3}
RefineCoder-DS-6.7B <i>Iter2</i>	80K	74.4	70.3	79.6	66.9	40.6	47.9	63.3 ^{↑2.0}
RefineCoder-DS-6.7B <i>Iter3</i>	80K	75.0	70.7	80.2	67.2	41.1	49.6	64.0 ^{↑2.7}
 Qwen2.5-Coder-7B-Base	/	61.6	53.0	76.9	62.9	/	/	/
Qwen2.5-Coder-7B-Instruct	Millions	88.4	84.1	83.5	71.7	40.4	48.8	69.5
RefineCoder-QW-7B <i>Iter0</i>	80K	84.9	78.1	79.4	65.8	40.0	47.4	65.9
RefineCoder-QW-7B <i>Iter1</i>	80K	86.0	79.3	84.1	70.8	41.6	49.0	68.5 ^{↑2.6}
RefineCoder-QW-7B <i>Iter2</i>	80K	86.6	82.5	83.4	71.7	42.3	50.9	69.6 ^{↑3.7}
RefineCoder-QW-7B <i>Iter3</i>	80K	87.2	83.3	85.6	72.9	42.0	51.1	70.4 ^{↑4.5}

Table 2: Results on HumanEval, MBPP and BigCodeBench. Values in red indicate severe data leakage.

Dataset	Size	HumanEval (+)	MBPP (+)	LCB	BCB
Magic-OSS-Instruct (Wei et al., 2024b)	75K	4.45	9.40	2.63	4.56
Magic-Evol-Instruct (Wei et al., 2024b)	110K	43.20	19.40	2.91	4.10
Evol-CodeAlpaca-v1 (Luo et al., 2024)	110K	47.04	19.46	2.91	4.69
Code-FeedBack (Zheng et al., 2024a)	68K	30.50	17.67	3.16	4.49
Ours	80K	4.97	7.00	1.54	5.00

Table 3: The Test Leakage Indicator (TLI) quantifies data leakage by measuring the average maximum n-gram overlap between dataset samples and benchmark samples. The larger the TLI value, the more severe the data leakage.

HumanEval+ (%)	Best	Worst	Error Rate
RefineCoder-DS-6.7B <i>Iter3</i>	76.2	60.4 ^{−15.8}	4.3
RefineCoder-QW-7B <i>Iter3</i>	83.6	75.0 ^{−8.6}	3.1
MBPP+ (%)	Best	Worst	Error Rate
RefineCoder-DS-6.7B <i>Iter3</i>	70.3	60.1 ^{−10.2}	5.8
RefineCoder-QW-7B <i>Iter3</i>	73.4	71.1 ^{−2.3}	5.3

Table 4: Best and Worst denote the performance of code with the highest and lowest scores. Error rate denotes the proportion of cases where the best code fails the test cases but the worst code passes.

construct two variants of RefineCoder (without 3.1 module of Figure 2 or without 3.2 module). During the iteration process, ablating either module leads to a performance drop in both RefineCoder-QW-7B and RefineCoder-DS-6.7B, indicating the effectiveness of our strategy. Furthermore, removing the second-turn critique data has a greater impact on

performance. We believe this action prevents the model from reflecting on self-generated low-quality code and external critique, thereby hindering performance improvement.

5.4 Multilingual Code Generation

As shown in Table 5, we also evaluate the out-of-distribution (OOD) code generation performance on the multilingual benchmark MultiPL-E (Casano et al., 2022) despite fine-tuning on a Python-only dataset. After one and three iterations, RefineCoder-DS-6.7B and RefineCoder-QW-7B achieve optimal average performance, surpassing the initial model by 1.0 and 2.1 points, respectively. In particular, RefineCoder-QW-7B (*Iter3*) achieves the best results among half of the programming languages. This demonstrates that the effectiveness of our ACR method generalizes well to the OOD code generation domain.

Models		C++	C#	Java	Bash	TypeScript	JavaScript	AVG
RefineCoder-DS-6.7B	<i>Iter0</i>	56.5	58.9	58.9	40.5	62.3	64.6	57.2
RefineCoder-DS-6.7B	<i>Iter1</i>	62.1	61.4	55.1	35.4	65.4	66.5	58.2
RefineCoder-DS-6.7B	<i>Iter2</i>	63.4	56.2	56.2	38.6	65.4	65.8	57.5
RefineCoder-DS-6.7B	<i>Iter3</i>	63.4	58.2	57.0	39.2	62.9	65.8	57.8
RefineCoder-QW-7B	<i>Iter0</i>	60.7	72.4	68.0	49.9	77.6	78.1	67.8
RefineCoder-QW-7B	<i>Iter1</i>	62.1	74.6	65.0	50.8	76.8	77.4	67.8
RefineCoder-QW-7B	<i>Iter2</i>	63.7	74.1	69.6	49.7	78.3	77.7	68.9
RefineCoder-QW-7B	<i>Iter3</i>	60.9	75.3	73.8	52.2	79.3	77.9	69.9

Table 5: Performance of RefineCoder on the MultiPL-E.

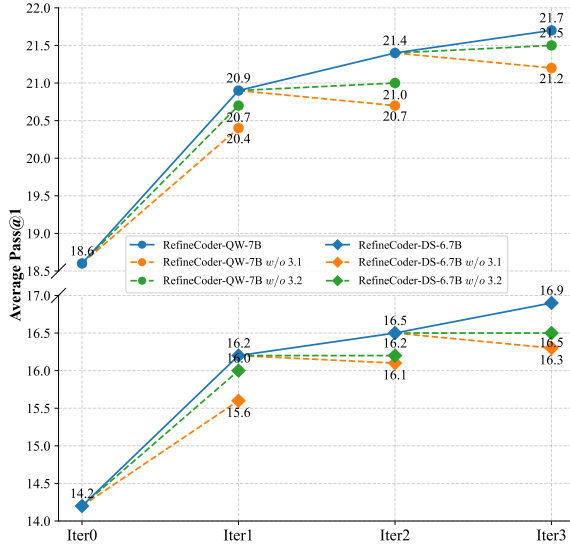


Figure 3: Ablation Study. The y-axis denotes the average pass@1 value on LiveCodeBench and BigCodeBench-hard.

5.5 Evaluation with External Feedback

Iterative ACR not only improves the one-off code generation performance of RefineCoder but also endows it with the ability to correct errors based on feedback. Following Zheng et al. (2024a), we design two types of external feedback to evaluate this ability of RefineCoder: 1) **Execution Feedback**: Model refines its self-generated erroneous code based on execution results from the executor; 2) **Human-like Feedback**: GPT-4o first analyzes the programming question, initial error code, and execution results to generate improvement suggestions that mimic human thinking. The model then refines the code based on these suggestions. The results of RefineCoder-QW-7B on HumanEval(+) and MBPP(+) are shown in Figure 4. It can be observed that external feedback improves performance on all benchmarks, with human-like feedback yielding a more significant enhancement. Surprisingly, with the help of human-like improvement

suggestions, RefineCoder-QW-7B (*Iter1* and *Iter3*) outperforms GPT-4o on three benchmarks, demonstrating its ability to understand feedback and refine code.

6 Conclusions

In this paper, we propose the Adaptive Critique Refinement (ACR) method to iteratively refine code LLMs using self-generated code and external critique, which breaks away from the traditional teacher distillation paradigm and improves the intrinsic one-off code generation ability. We design a composite scoring system and a selective critiquing strategy. These two components are centered around LLM-as-a-Judge and LLM-as-a-Critic to evaluate and critique self-generated code. This simulates the process where a student solves a problem independently and then refines it by comparing it with the reference answer. We develop the RefineCoder-DS-6.7B and RefineCoder-QW-7B models and demonstrate the effectiveness of iterative ACR on multiple code generation benchmarks. Further studies reveal the impact of the each component in ACR.

7 Limitations

Although Adaptive Critique Refinement (ACR) and the associated RefineCoder demonstrate significant improvements in the code generation task, several limitations remain. First, ACR is primarily designed to refine code responses based on programming instructions, necessitating an initial set of high-quality and diverse instructions. Therefore, a specialized code instruction generator is still required to make ACR more automated. Furthermore, while ACR can apply to other reasoning-intensive tasks, such as mathematics, this paper has not fully explored these domains.

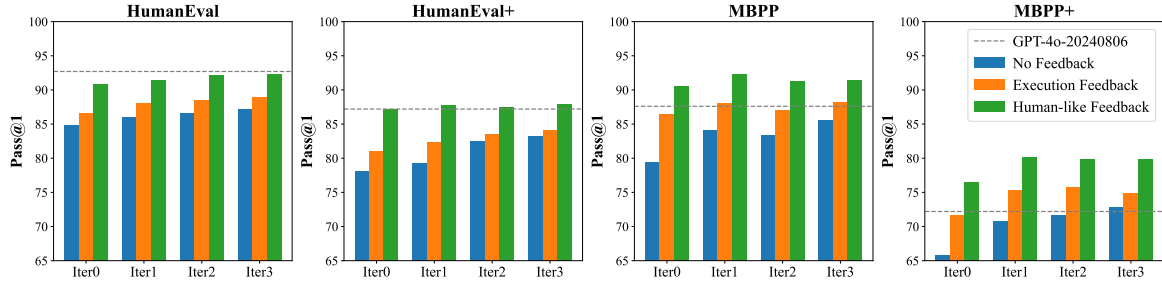


Figure 4: Evaluation with feedback using RefineCoder-QW-7B.

References

- Anthropic. 2024. Introducing computer use, a new claude 3.5 sonnet, and claude 3.5 haiku. <https://www.anthropic.com/news/3-5-models-and-computer-use>.
- Jacob Austin, Augustus Odena, Maxwell Nye, Maarten Bosma, Henryk Michalewski, David Dohan, Ellen Jiang, Carrie Cai, Michael Terry, Quoc Le, and Charles Sutton. 2021. *Program synthesis with large language models*. Preprint, arXiv:2108.07732.
- Federico Cassano, John Gouwar, Daniel Nguyen, Sydney Nguyen, Luna Phipps-Costin, Donald Pinckney, Ming-Ho Yee, Yangtian Zi, Carolyn Jane Anderson, Molly Q Feldman, et al. 2022. Multipl-e: A scalable and extensible approach to benchmarking neural code generation. arXiv preprint arXiv:2208.08227.
- Sahil Chaudhary. 2023. Code alpaca: An instruction-following llama model for code generation. <https://github.com/sahil280114/codealpaca>.
- Bei Chen, Fengji Zhang, Anh Nguyen, Daoguang Zan, Zeqi Lin, Jian-Guang Lou, and Weizhu Chen. 2023. *Codet: Code generation with generated tests*. In The Eleventh International Conference on Learning Representations.
- Mark Chen, Jerry Tworek, Heewoo Jun, Qiming Yuan, Henrique Ponde De Oliveira Pinto, Jared Kaplan, Harri Edwards, Yuri Burda, Nicholas Joseph, Greg Brockman, et al. 2021. Evaluating large language models trained on code. arXiv preprint arXiv:2107.03374.
- Xiancai Chen, Zhengwei Tao, Kechi Zhang, Changzhi Zhou, Wanli Gu, Yuanpeng He, Mengdi Zhang, Xunliang Cai, Haiyan Zhao, and Zhi Jin. 2025. *Revisit self-debugging with self-generated tests for code generation*. Preprint, arXiv:2501.12793.
- Xinyun Chen, Maxwell Lin, Nathanael Schärli, and Denny Zhou. 2024. *Teaching large language models to self-debug*. In The Twelfth International Conference on Learning Representations.
- DeepSeek-AI. 2025. *Deepseek-r1: Incentivizing reasoning capability in llms via reinforcement learning*. Preprint, arXiv:2501.12948.
- Qingxiu Dong, Li Dong, Xingxing Zhang, Zhifang Sui, and Furu Wei. 2025. *Self-boosting large language models with synthetic preference data*. In The Thirteenth International Conference on Learning Representations.
- Google. 2024. Gemini. <https://deepmind.google/technologies/gemini/>.
- Sumit Gulwani, Oleksandr Polozov, Rishabh Singh, et al. 2017. Program synthesis. *Foundations and Trends® in Programming Languages*, 4(1-2):1–119.
- Daya Guo, Qihao Zhu, Dejian Yang, Zhenda Xie, Kai Dong, Wentao Zhang, Guanting Chen, Xiao Bi, Yu Wu, YK Li, et al. 2024. Deepseek-coder: When the large language model meets programming—the rise of code intelligence. arXiv preprint arXiv:2401.14196.
- Chi Hu, Yimin Hu, Hang Cao, Tong Xiao, and JingBo Zhu. 2024. *Teaching language models to self-improve by learning from language feedback*. In Findings of the Association for Computational Linguistics: ACL 2024, pages 6090–6101, Bangkok, Thailand. Association for Computational Linguistics.
- Jiaxin Huang, Shixiang Gu, Le Hou, Yuexin Wu, Xuezhi Wang, Hongkun Yu, and Jiawei Han. 2023. *Large language models can self-improve*. In Proceedings of the 2023 Conference on Empirical Methods in Natural Language Processing, pages 1051–1068, Singapore. Association for Computational Linguistics.
- Binyuan Hui, Jian Yang, Zeyu Cui, Jiayi Yang, Dayiheng Liu, Lei Zhang, Tianyu Liu, Jiajun Zhang, Bowen Yu, Kai Dang, et al. 2024. Qwen2.5-coder technical report. arXiv preprint arXiv:2409.12186.
- Naman Jain, King Han, Alex Gu, Wen-Ding Li, Fanjia Yan, Tianjun Zhang, Sida Wang, Armando Solar-Lezama, Koushik Sen, and Ion Stoica. 2024. Live-codebench: Holistic and contamination free evaluation of large language models for code. arXiv preprint arXiv:2403.07974.
- Jin Jiang, Yuchen Yan, Yang Liu, Yonggang Jin, Shuai Peng, Mengdi Zhang, Xunliang Cai, Yixin Cao, Liangcai Gao, and Zhi Tang. 2025. *Logicpro: Improving complex logical reasoning via program-guided learning*. Preprint, arXiv:2409.12929.

- Dongyoung Kim, Jaehyung Kim, Kimin Lee, and Jinwoo Shin. 2025. [Spread preference annotation: Direct preference judgment for efficient LLM alignment](#). In The Thirteenth International Conference on Learning Representations.
- Denis Kocetkov, Raymond Li, Loubna Ben Allal, Jia Li, Chenghao Mou, Carlos Muñoz Ferrandis, Yacine Jernite, Margaret Mitchell, Sean Hughes, Thomas Wolf, et al. 2022. The stack: 3 tb of permissively licensed source code. arXiv preprint arXiv:2211.15533.
- Dawei Li, Bohan Jiang, Liangjie Huang, Alimohammad Beigi, Chengshuai Zhao, Zhen Tan, Amrita Bhat-tacharjee, Yuxuan Jiang, Canyu Chen, Tianhao Wu, Kai Shu, Lu Cheng, and Huan Liu. 2024. From generation to judgment: Opportunities and challenges of llm-as-a-judge. arXiv preprint arXiv: 2411.16594.
- Jiawei Liu, Chunqiu Steven Xia, Yuyao Wang, and LINGMING ZHANG. 2023. [Is your code generated by chatGPT really correct? rigorous evaluation of large language models for code generation](#). In Thirty-seventh Conference on Neural Information Processing Systems.
- Ziyang Luo, Can Xu, Pu Zhao, Qingfeng Sun, Xubo Geng, Wenxiang Hu, Chongyang Tao, Jing Ma, Qingwei Lin, and Daxin Jiang. 2024. [Wizardcoder: Empowering code large language models with evol-instruct](#). In The Twelfth International Conference on Learning Representations.
- Aman Madaan, Niket Tandon, Prakhar Gupta, Skyler Hallinan, Luyu Gao, Sarah Wiegrefe, Uri Alon, Nouha Dziri, Shrimai Prabhumoye, Yiming Yang, Shashank Gupta, Bodhisattwa Prasad Majumder, Katherine Hermann, Sean Welleck, Amir Yazdanbakhsh, and Peter Clark. 2023. [Self-refine: Iterative refinement with self-feedback](#). In Thirty-seventh Conference on Neural Information Processing Systems.
- OpenAI. 2024a. Hello gpt-4o. <https://openai.com/index/hello-gpt-4o/>.
- OpenAI. 2024b. Learning to reason with llms. <https://openai.com/index/learning-to-reason-with-llms/>.
- Shanghaoran Quan, Jiaxi Yang, Bowen Yu, Bo Zheng, Dayiheng Liu, An Yang, Xuancheng Ren, Bofei Gao, Yibo Miao, Yunlong Feng, et al. 2025. Codeelo: Benchmarking competition-level code generation of llms with human-comparable elo ratings. arXiv preprint arXiv:2501.01257.
- Rafael Rafailov, Archit Sharma, Eric Mitchell, Christopher D Manning, Stefano Ermon, and Chelsea Finn. 2023. [Direct preference optimization: Your language model is secretly a reward model](#). In Thirty-seventh Conference on Neural Information Processing Systems.
- Baptiste Roziere, Jonas Gehring, Fabian Gloeckle, Sten Sootla, Itai Gat, Xiaoqing Ellen Tan, Yossi Adi, Jingyu Liu, Romain Sauvestre, Tal Remez, et al. 2023. Code llama: Open foundation models for code. arXiv preprint arXiv:2308.12950.
- Leitian Tao, Xiang Chen, Tong Yu, Tung Mai, Ryan Rossi, Yixuan Li, and Saayan Mitra. 2024. Codelutra: Boosting llm code generation via preference-guided refinement. arXiv preprint arXiv:2411.05199.
- Tianlu Wang, Ilia Kulikov, Olga Golovneva, Ping Yu, Weizhe Yuan, Jane Dwivedi-Yu, Richard Yuanzhe Pang, Maryam Fazel-Zarandi, Jason Weston, and Xian Li. 2024a. [Self-taught evaluators](#). Preprint, arXiv:2408.02666.
- Yejie Wang, Keqing He, Dayuan Fu, Zhuoma GongQue, Heyang Xu, Yanxu Chen, Zhexu Wang, Yujia Fu, Guanting Dong, Muxi Diao, Jingang Wang, Mengdi Zhang, Xunliang Cai, and Weiran Xu. 2024b. [How do your code LLMs perform? empowering code instruction tuning with really good data](#). In Proceedings of the 2024 Conference on Empirical Methods in Natural Language Processing, pages 14027–14043, Miami, Florida, USA. Association for Computational Linguistics.
- Yizhong Wang, Yeganeh Kordi, Swaroop Mishra, Alisa Liu, Noah A. Smith, Daniel Khashabi, and Hannaneh Hajishirzi. 2023. [Self-instruct: Aligning language models with self-generated instructions](#). In Proceedings of the 61st Annual Meeting of the Association for Computational Linguistics (Volume 1: Long Papers), pages 13484–13508, Toronto, Canada. Association for Computational Linguistics.
- Yubo Wang, Xiang Yue, and Wenhua Chen. 2025. Critique fine-tuning: Learning to critique is more effective than learning to imitate. arXiv preprint arXiv:2501.17703.
- Yuxiang Wei, Federico Cassano, Jiawei Liu, Yifeng Ding, Naman Jain, Zachary Mueller, Harm de Vries, Leandro Von Werra, Arjun Guha, and LINGMING ZHANG. 2024a. [Selfcodealign: Self-alignment for code generation](#). In The Thirty-eighth Annual Conference on Neural Information Processing Systems.
- Yuxiang Wei, Zhe Wang, Jiawei Liu, Yifeng Ding, and LINGMING ZHANG. 2024b. [Magicoder: Empowering code generation with OSS-instruct](#). In Forty-first International Conference on Machine Learning.
- Yutong Wu, Di Huang, Wenxuan Shi, Wei Wang, Lingzhe Gao, Shihao Liu, Ziyuan Nan, Kaizhao Yuan, Rui Zhang, Xishan Zhang, Zidong Du, Qi Guo, Yewen Pu, Dawei Yin, Xing Hu, and Yunji Chen. 2024. [Inversecoder: Self-improving instruction-tuned code llms with inverse-instruct](#). Preprint, arXiv:2407.05700.
- Can Xu, Qingfeng Sun, Kai Zheng, Xiubo Geng, Pu Zhao, Jiazhao Feng, Chongyang Tao, Qingwei Lin, and Daxin Jiang. 2024. [WizardLM: Empowering large pre-trained language models to follow complex instructions](#). In The Twelfth International Conference on Learning Representations.

Yuchen Yan, Jin Jiang, Yang Liu, Yixin Cao, Xin Xu, Mengdi Zhang, Xunliang Cai, and Jian Shao. 2025. [S3cmath: Spontaneous step-level self-correction makes large language models better mathematical reasoners](#). Proceedings of the AAAI Conference on Artificial Intelligence, 39(24):25588–25596.

Zhaojian Yu, Xin Zhang, Ning Shang, Yangyu Huang, Can Xu, Yishujie Zhao, Wenxiang Hu, and Qiufeng Yin. 2024. [WaveCoder: Widespread and versatile enhancement for code large language models by instruction tuning](#). In Proceedings of the 62nd Annual Meeting of the Association for Computational Linguistics (Volume 1: Long Papers), pages 5140–5153, Bangkok, Thailand. Association for Computational Linguistics.

Weizhe Yuan, Richard Yuanzhe Pang, Kyunghyun Cho, Xian Li, Sainbayar Sukhbaatar, Jing Xu, and Jason E Weston. 2024. [Self-rewarding language models](#). In Forty-first International Conference on Machine Learning.

Kechi Zhang, Ge Li, Yihong Dong, Jingjing Xu, Jun Zhang, Jing Su, Yongfei Liu, and Zhi Jin. 2024a. [Codedpo: Aligning code models with self generated and verified source code](#). arXiv preprint arXiv:2410.05605.

Ziying Zhang, Chaoyu Chen, Bingchang Liu, Cong Liao, Zi Gong, Hang Yu, Jianguo Li, and Rui Wang. 2024b. [Unifying the perspectives of nlp and software engineering: A survey on language models for code](#). Preprint, arXiv:2311.07989.

Tianyu Zheng, Ge Zhang, Tianhao Shen, Xueling Liu, Bill Yuchen Lin, Jie Fu, Wenhui Chen, and Xiang Yue. 2024a. [OpenCodeInterpreter: Integrating code generation with execution and refinement](#). In Findings of the Association for Computational Linguistics: ACL 2024, pages 12834–12859, Bangkok, Thailand. Association for Computational Linguistics.

Yaowei Zheng, Richong Zhang, Junhao Zhang, Yanhan Ye, Zheyang Luo, Zhangchi Feng, and Yongqiang Ma. 2024b. [Llamafactory: Unified efficient fine-tuning of 100+ language models](#). In Proceedings of the 62nd Annual Meeting of the Association for Computational Linguistics (Volume 3: System Demonstrations), Bangkok, Thailand. Association for Computational Linguistics.

Li Zhong, Zilong Wang, and Jingbo Shang. 2024. [Debug like a human: A large language model debugger via verifying runtime execution step by step](#). In Findings of the Association for Computational Linguistics: ACL 2024, pages 851–870, Bangkok, Thailand. Association for Computational Linguistics.

Terry Yue Zhuo, Minh Chien Vu, Jenny Chim, Han Hu, Wenhao Yu, Ratnadira Widyasari, Imam Nur Bani Yusuf, Haolan Zhan, Junda He, Indraneil Paul, et al. 2024. [Bigcodebench: Benchmarking code generation with diverse function calls and complex instructions](#). arXiv preprint arXiv:2406.15877.

A Prompts for Judge and Critic

The prompt for point/pair-wise LLM-as-a-Judge and LLM-as-a-Critic are shown in Figure 8, 9 and 10.

B Prompts for Constructing SFT Dataset

We called GPT-4o to create the SFT dataset, with the following prompts used:

- Prompt for generating code-related concepts and programming instructions, as shown in Figure 11.
- Prompts for evolving existing instructions, as shown in Figures 12, 13, 14, 15, 16, 17, 18, 19, 20.
- For generating code responses, We directly feed the instructions to the model.

C Prompts for Evaluation

For Humaneval (+) and MBPP (+), we use the prompts designed by OpenCodeInterpreter (Zheng et al., 2024a); for Livecodebench and Bigcodebench-hard, we use the official prompts. When conducting evaluations with execution feedback, we have designed a prompt as illustrated in Figure 21. When executing human-like feedback, following OpenCodeInterpreter, we generate two prompts: one for generating improvement suggestions and the other for refine code according to human-like feedback, as shown in Figures 22 and 23.

D Data Leakage Analysis

We use 4-grams and 5-grams to compute the similarity between the instructions in the training set and the questions in the benchmark. And then we draw scatter plots by selecting the top-200 data points with the highest similarity from each dataset, as shown in Figure 7. The scatter plot visually illustrates the data leakage phenomenon in the dataset, primarily concentrated in the HumanEval (+) and the latter half of the MBPP (+). This makes it difficult for our model to surpass baselines on these two benchmarks. In contrast, on the leakage-free LiveCodeBench and BigCodeBench-hard benchmarks, our model can outperform all baselines.

E Diminishing Returns

As shown in Figure 5, we present the proportions of two types of data during the iterative process of RefineCoder-QW-7B. The self-generated code

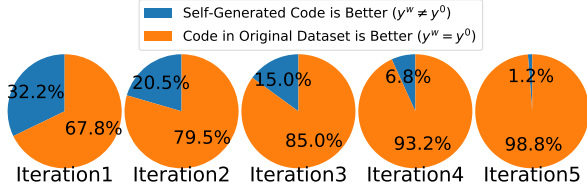


Figure 5: Proportions of two types of data in the iterative process.

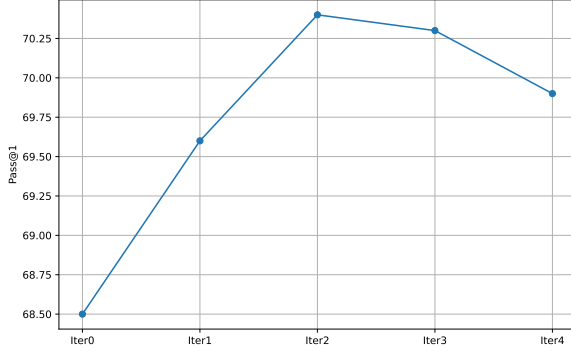


Figure 6: The average Pass@1 value of RefineCoder-QW-7B on HumanEval(+), MBPP(+) and BigCodeBench.

struggles more to outperform as iterations continue, indicating diminishing potential for further gains through self-refinement. The corresponding experimental results are shown in Figure 6. As observed, the model exhibits clear diminishing returns after the third iteration. This suggests that the model may have entered a mild overfitting stage, where further refinement not only fails to improve performance but may also exacerbate the issue.

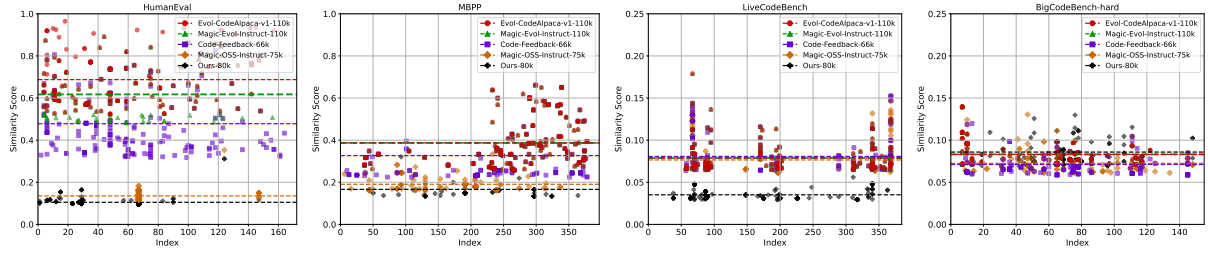


Figure 7: Scatter plot of similarity scores between the datasets and four benchmarks, with average similarity scores for different datasets indicated by horizontal dashed lines. We selected the top 200 data points with the highest similarity from each dataset. Different y-axis ranges are set for better visualization.

Prompt for multi-faceted, point-wise Judgment

[System]

Please act as an impartial judge and evaluate the quality of the code response based on the following criteria. Provide a score for each criterion on a scale of 1 to 10, where 1 is the worst and 10 is the best:

1. **Question&Answer Consistency:** Whether Q&A are consistent and correct.
2. **Code Exist:** Whether the code is provided in question or answer.
3. **Code Correctness:** Evaluate whether the provided code is free from syntax errors and logical flaws.
4. **Code Clarity:** Assess how clear and understandable the code is.
5. **Code Comments:** Evaluate the presence of comments and their usefulness in explaining the code's functionality

[QUESTION]

{Programmin Question}

[The start of RESPONSE]

{The Response}

[The end of RESPONSE]

You need to use the following output format:

<<<OUTPUT>>>

Explanation: Here is a explanation

Question&Answer Consistency: [[0-10]]

Code Exist: [[0-10]]

Code Correctness: [[0-10]]

Code Clarity: [[0-10]]

Code Comments: [[0-10]]

<<</OUTPUT>>>

Figure 8: The prompt template for pointwise judgment.

Prompt for pair-wise Judgment

[System]

Please act as an impartial judge and evaluate the quality of the code responses provided by two AI assistants to the programming question displayed below (QUESTION and RESPONSE).

You will be given assistant A's answer, and assistant B's answer. Your job is to evaluate which assistant's answer is better. Avoid any position biases and ensure that the order in which the responses were presented does not influence your decision. Do not allow the length of the responses to influence your evaluation. Do not favor certain names of the assistants. Be as objective as possible. After providing a fine-grained analysis of the differences between the two code responses, output your final verdict and floating-point score by strictly following this format:

Rating A: [[0-1]]

Rating B: [[0-1]]

Better: [[A or B or tie]]

[QUESTION]

{Programmin Question}

[The start of Assistant A's RESPONSE]

{The Response of Assistant A}

[The end of Assistant A's RESPONSE]

[The start of Assistant B's RESPONSE]

{The Response of Assistant B}

[The end of Assistant B's RESPONSE]

You need to use the following output format:

<<<<OUTPUT>>>>

Explanation: Here is a explanation

Rating A: [[0-1]]

Rating B: [[0-1]]

Better: [[A or B or tie]]

<<<</OUTPUT>>>>

Figure 9: The prompt template for pairwise judgment.

Prompt for LLM-as-a-Critic

[System]

Given a programming instruction ([Instruction]) and two response ([Response 1], [Response 2], and [Response 2] is better than [Response 1]), please simulate human-computer interaction to generate logical and coherent two-round dialogue:

1. Round1_from_User: The user asks a programming question, namely [Instruction];

2. Round1_from_Assistant: AI assistant give response, but the response is not a perfect code solution, namely [Response 1];

3. Round2_from_User: The user analyzes whether the code meets the instruction and executes the code using the code interpreter. The executive results of the code interpreter and suggestions for improvement are then sent to the AI assistant, and ask AI to generate better responses.

4. Round2_from_Assistant: AI assistant give a better response, namely [Response 2].

****Note****: You must focus on whether the code conforms to the instruction and the correctness of the code. Do not change instruction. To keep the conversation flowing and logical, you can rewrite or polish the natural language in the response, but you can't change the code in the response.

[QUESTION]

{Programmin Question}

[The start of RESPONSE 1]

{The Response 1}

[The end of RESPONSE 1]

[The start of RESPONSE 2]

{The Response 2}

[The end of RESPONSE 2]

[OUTPUT]

You need to use the following output format:

<<<OUTPUT>>>

Round1_from_User:

Round1_from_Assistant:

Round2_from_User:

Round2_from_Assistant:

<<</OUTPUT>>>

Figure 10: The prompt template for pairwise critique.

Prompt for Generating Concepts and Instructions

Extract key programming concepts from a given code snippet collected from the open source repositories and gain inspiration to create a practical, diverse and high-quality code instruction.

```
## Example 1
### Code Snippet
isprime = n >= 2 and 1 or 0
for prime in prime_list:      # Check for factors with all primes
    if prime * prime > n: break # ... up to sqrt(n)
    if not n % prime:
        isprime = 0
        break
if isprime: prime_dict[n] = 1   # Maintain a dictionary for fast lookup
return isprime
def prime(x):
    """ Returns the xth prime """
    lastn = prime_list[-1]
    while len(prime_list) <= x:  # Keep working until we've got the xth prime
        lastn = lastn + 1       # Check the next number
```

Response

[Concepts]

prime number memoization, n-th prime calculation, efficiency in prime checks

[Instruction]

Implement a Python class with a method `find_nth_prime_memoized(n)` that returns the nth prime number, where n is a positive integer. Utilize memoization to store already found prime numbers in a list within the class to avoid recalculating primes for multiple method calls. Ensure the method efficiently updates and references this list to find new primes as needed. Additionally, enhance performance by avoiding unnecessary prime checks.

```
## Example 2
### Code Snippet
{seed}
```

Response

Figure 11: The prompt template for generating code-related concepts and instructions.

Prompt for Instruction Evolution: Addition

Please increase the difficulty of the given programming test question a bit.
You can increase the difficulty using, but not limited to, the following methods:
If the original problem can be solved with only a few logical steps, please add more reasoning steps.

#Given Prompt#:
{{ prompt }}

#Created Prompt#:

Figure 12: The prompt template for Addition evolution.

Prompt for Instruction Evolution: Breath

I want you act as a Prompt Creator. Your goal is to draw inspiration from the #Given Prompt# to create a brand new prompt.

This new prompt should belong to the same domain as the #Given Prompt# but be even more rare. The LENGTH and difficulty level of the #Created Prompt# should be similar to that of the #Given Prompt#.

The #Created Prompt# must be reasonable and must be understood and responded by humans. '#Given Prompt#', '#Created Prompt#', 'given prompt' and 'created prompt' are not allowed to appear in #Created Prompt#.

#Given Prompt#:
{{ prompt }}

#Created Prompt#:

Figure 13: The prompt template for Breath evolution.

Prompt for Instruction Evolution: Complexity

Please increase the difficulty of the given programming test question a bit.
You can increase the difficulty using, but not limited to, the following methods:
Propose higher time or space complexity requirements, but please refrain from doing so frequently.

#Given Prompt#:
{{prompt}}

#Created Prompt#:

Figure 14: The prompt template for Complexity evolution.

Prompt for Instruction Evolution: Concretizing

I want you act as a Prompt Rewriter. Your objective is to rewrite a given prompt into a more complex version to make those famous AI systems (e.g., ChatGPT and GPT4) a bit harder to handle. But the rewritten prompt must be reasonable and must be understood and responded by humans.

Your rewriting cannot omit the non-text parts such as the table and code in #Given Prompt#. Also, please do not omit the input in #Given Prompt#. You SHOULD complicate the given prompt using the following method: Please replace general concepts with more specific concepts. or You should try your best not to make the #Rewritten Prompt# become verbose, #Rewritten Prompt# can only add 10 to 20 words into #Given Prompt#. '#Given Prompt#', '#Rewritten Prompt#', 'given prompt' and 'rewritten prompt' are not allowed to appear in #Rewritten Prompt#

#Given Prompt#:
{{prompt}}

#Rewritten Prompt#:

Figure 15: The prompt template for Concretizing evolution.

Prompt for Instruction Evolution: Deepening

I want you act as a Prompt Rewriter.

Your objective is to rewrite a given prompt into a more complex version to make those famous AI systems (e.g., ChatGPT and GPT4) a bit harder to handle.

But the rewritten prompt must be reasonable and must be understood and responded by humans.

Your rewriting cannot omit the non-text parts such as the table and code in #Given Prompt#.

Also, please do not omit the input in #Given Prompt#.

You SHOULD complicate the given prompt using the following method: If #Given Prompt# contains inquiries about certain issues, the depth and breadth of the inquiry can be increased. or You should try your best not to make the #Rewritten Prompt# become verbose, #Rewritten Prompt# can only add 10 to 20 words into #Given Prompt#. '#Given Prompt#', '#Rewritten Prompt#', 'given prompt' and 'rewritten prompt' are not allowed to appear in #Rewritten Prompt#

#Given Prompt#:
{{prompt}}

#Rewritten Prompt#:

Figure 16: The prompt template for Deepening evolution.

Prompt for Instruction Evolution: Diversion

Please increase the difficulty of the given programming test question a bit.

You can increase the difficulty using, but not limited to, the following methods:

Add new constraints and requirements to the original problem, adding approximately 10 additional words.

#Given Prompt#:
{{ prompt }}

#Created Prompt#:

Figure 17: The prompt template for Diversion evolution.

Prompt for Instruction Evolution: Increase

Please increase the difficulty of the given programming test question a bit.
You can increase the difficulty using, but not limited to, the following methods:
Replace a commonly used requirement in the programming task with a less common and more specific one.

#Given Prompt#:
{{ prompt }}

#Created Prompt#:

Figure 18: The prompt template for Increase evolution.

Prompt for Instruction Evolution: Misdirection

Please increase the difficulty of the given programming test question a bit.
You can increase the difficulty using, but not limited to, the following methods:
Provide a piece of erroneous code as a reference to increase misdirection.

#Given Prompt#:
{{ prompt }}

#Created Prompt#:

Figure 19: The prompt template for Misdirection evolution.

Prompt for Instruction Evolution: Reasoning

I want you act as a Prompt Rewriter. Your objective is to rewrite a given prompt into a more complex version to make those famous AI systems (e.g., ChatGPT and GPT4) a bit harder to handle. But the rewritten prompt must be reasonable and must be understood and responded by humans.

Your rewriting cannot omit the non-text parts such as the table and code in #Given Prompt#.

Also, please do not omit the input in #Given Prompt#. You SHOULD complicate the given prompt using the following method: If #Given Prompt# can be solved with just a few simple thinking processes, you can rewrite it to explicitly request multiple-step reasoning. You should try your best not to make the #Rewritten Prompt# become verbose, #Rewritten Prompt# can only add 10 to 20 words into #Given Prompt#. '#Given Prompt#', '#Rewritten Prompt#', 'given prompt' and 'rewritten prompt' are not allowed to appear in #Rewritten Prompt#

#Given Prompt#:
{{ prompt }}

#Rewritten Prompt#:

Figure 20: The prompt template for Reason evolution.

Prompt for Evaluation with Feedback: Execution Feedback

Given a programming instruction and responding python code solution wrapped by ``` . However, this code has bugs and does not pass all test cases. Please fix the bugs and return a perfect code in one code block.

@@ Programming Instruction:
{}

@@ Imperfect Code Solution:
```python  
{}  
```

@@ Failed Test Cases:
{}

Return a perfect code in one code block. This code block should be in the following format:

```python  
# Your codes here  
```

Figure 21: The prompt template for Execution Feedback.

Prompt for Evaluation with Feedback: Generating Suggestions

You are tasked with providing guidance to a programmer who has drafted a code for a programming problem. Your role is to mimic human-like responses and offer suggestions for modifying the code based on the observed execution results.

You should refrain from directly writing code.

Begin by thoroughly examining the existing code and its functionality.

Analyze the @@Execution Result obtained from running the @@Existing Code. Identify any errors, unexpected behavior, or deviations from the expected output.

Consider potential edge cases, optimization opportunities, or alternative approaches based on insights from the @@Execution Result.

Offer guidance in a clear and understandable manner, explaining the rationale behind each suggestion.

Refrain from providing actual code solutions, but instead focus on conceptual modifications or strategies.

Provide constructive feedback to help the programmer improve their coding skills.

Remember, your role is to simulate human-like guidance and expertise in programming without directly implementing solutions.

Please respond in no more than three sentences.

@@Problem

{}

@@Existing Code

{}

@@Execution Result

{}

@@Guidance

Figure 22: The prompt template for generating improvement suggestions.

Prompt for Evaluation with Feedback: Human-like Feedback

Given a programming instruction and responding python code solution wrapped by ``` . However, this code has bugs and does not pass all test cases. Please fix the bugs according to the improvement suggestions and return a perfect code.

@@ Programming Instruction:

{}

@@ Imperfect Code Solution:

```python

{}

```

@@ Improvements Suggestions:

{}

Return a perfect code in one code block. This code block should be in the following format:

```python

# Your codes here

```

Figure 23: The prompt template for Human-like Feedback.