

Numerical evidence for a CP broken deconfined phase at $\theta = \pi$ in 4D SU(2) Yang-Mills theory through simulations at imaginary θ

Mitsuaki Hirasawa,^{a,b,*} Masazumi Honda,^{c,d,e} Akira Matsumoto,^{c,d} Jun Nishimura^{f,g} and Atis Yosprakob^h

^aDepartment of Physics, University of Milano-Bicocca,
Piazza della Scienza 3, I-20126 Milano, Italy

^bIstituto Nazionale di Fisica Nucleare (INFN), Sezione di Milano-Bicocca,
Piazza della Scienza 3, I-20126 Milano, Italy

^cYukawa Institute for Theoretical Physics, Kyoto University,
Kitashirakawa Oiwakecho, Sakyo-ku, Kyoto 606-8502 Japan

^dInterdisciplinary Theoretical and Mathematical Sciences Program (iTHEMS), RIKEN,
2-1 Hirosawa, Wako, Saitama 351-0198 Japan

^eGraduate School of Science and Engineering, Saitama University,
255 Shimo-Okubo, Sakura-ku, Saitama 338-8570, Japan

^fKEK Theory Center, High Energy Accelerator Research Organization (KEK),
1-1 Oho, Tsukuba, Ibaraki 305-0801, Japan

^gGraduate Institute for Advanced Studies, SOKENDAI,
1-1 Oho, Tsukuba, Ibaraki 305-0801 Japan

^hDepartment of Physics, Niigata University,
8050 Ikarashi, 2-no-cho, Nishi-ku, Niigata 950-2181 Japan
E-mail: mitsuaki.hirasawa@mib.infn.it,
masazumi.honda@yukawa.kyoto-u.ac.jp,
akira.matsumoto@yukawa.kyoto-u.ac.jp, jnishi@post.kek.jp,
ayosp@phys.sc.niigata-u.ac.jp

We investigate the possibility of the spontaneous breaking of CP symmetry in 4D SU(2) Yang-Mills at $\theta = \pi$, which has recently attracted much attention in the context of the higher-form symmetry and the 't Hooft anomaly matching condition. Here we provide a numerical evidence that the CP symmetry is indeed spontaneously broken at low temperature and it gets restored above the deconfining temperature at $\theta = \pi$, which is consistent with the anomaly matching condition and yet differs from the situation predicted in the large- N limit. We avoid the severe sign problem by performing simulations at imaginary θ . We obtain the critical temperature of the CP restoration and that of deconfinement at $\theta = \pi$ by analytic continuation, which leads to the above conclusion.

The 41st International Symposium on Lattice Field Theory (LATTICE2024)

28 July - 3 August 2024

Liverpool, UK

*Speaker

1. Introduction

4D SU(N) Yang-Mills theory allows us to add the topological θ term to the action without breaking Lorentz symmetry and the SU(N) gauge symmetry. In general, CP symmetry is explicitly broken at non-zero θ . However, $\theta = \pi$ is a special point in which the theory has CP symmetry due to the 2π periodicity in θ . In particular, the CP symmetry at $\theta = \pi$ is considered to be spontaneously broken at low temperature, while it is known to be restored at sufficiently high temperature [1, 2]. The recent study of the model from the perspective of the higher-form symmetry has given a prediction that either the CP or the \mathbb{Z}_N center symmetry should be spontaneously broken unless the theory becomes gapless due to the 't Hooft anomaly matching condition. Therefore, there is a relation between two phase transitions:

$$T_{\text{CP}} \geq T_{\text{dec}}(\pi), \quad (1.1)$$

where T_{CP} represents the temperature at which the CP symmetry at $\theta = \pi$ gets restored, and $T_{\text{dec}}(\theta)$ represents the critical temperature of the deconfining transition, which depends on θ in general.

In the large- N limit, it is known that these phase transitions occur at the same temperature $T_{\text{CP}} = T_{\text{dec}}(\pi)$ [3–5]. On the other hand, it is predicted that $T_{\text{CP}} > T_{\text{dec}}(\pi)$ at $N = 2$ from the analysis of the SU(N) supersymmetric Yang-Mills theory (SYM) deformed by the gaugino mass and compactified on S^1 with periodic boundary conditions regarding the radius of S^1 as an analog of the inverse temperature [6]. Note that the gaugino mass has to be small enough to make the analysis based on supersymmetry reliable although the theory becomes equivalent to pure Yang-Mills theory in the infinite mass limit. Note also that the radius of S^1 with periodic boundary conditions cannot be regarded as the inverse temperature, which actually requires anti-periodic boundary conditions for the gaugino field. These subtleties give us a strong motivation to investigate the phase structure of 4D SU(2) pure Yang-Mills theory by numerical methods.

Since the θ term causes a notorious sign problem¹, we investigate the phase structure based on analytic continuation from the imaginary θ region. This technique has been used for studying the θ dependence of SU(N) gauge theory for $N \geq 3$ in the small θ region [8–16]. Similarly, we first calculate the expectation value of the topological charge at imaginary θ and fit the results to an appropriate holomorphic function. Then $\langle Q \rangle_\theta$ at real θ is obtained through analytic continuation of the fitting function. A non-vanishing $\langle Q \rangle_\theta$ at $\theta = \pi$ signals spontaneous breaking of CP symmetry. Unlike the previous studies that used imaginary θ , we employ the stout smearing [17] in defining the θ term in the action to be used in our simulation. This is crucial for our purpose because the CP symmetry at $\theta = \pi$ assumes that the topological charge takes integer values, which is not the case if one does not use smearing techniques dynamically.

We find that the spontaneous breaking of CP symmetry occurs at low temperature. We also find that, as we increase the temperature, the order parameter $\langle Q \rangle_{\theta=\pi}$ decreases and vanishes at some temperature T_{CP} close to $T_{\text{dec}}(0)$. We also estimate the deconfining temperature $T_{\text{dec}}(\theta)$ at real θ by analytic continuation, and find that $T_{\text{dec}}(\pi) < T_{\text{dec}}(0)$, which is consistent with the general

¹In Ref. [7], we attempted to perform simulations at $\theta = \pi$ using the complex Langevin method with an open boundary condition, which is necessary for the method to work. However, we found that the topological charge leaks out from the boundary by smearing, which was needed to define the topological charge on the lattice properly.

expectation [11, 12, 18–22]. Thus, our results suggest the relation

$$T_{\text{CP}} > T_{\text{dec}}(\pi), \quad (1.2)$$

unlike in the large- N case.

2. θ term in SU(N) Yang-Mills theories

4D SU(2) gauge theory with the θ term is defined by the partition function

$$Z_\theta = \int \mathcal{D}A_\mu e^{-S_g - i\theta Q}, \quad (2.1)$$

where S_g is the action for the gauge field A_μ , and Q is the topological charge which is defined by

$$Q = \frac{1}{32\pi^2} \int d^4x \epsilon_{\mu\nu\rho\sigma} \text{Tr} [F_{\mu\nu} F_{\rho\sigma}]. \quad (2.2)$$

The topological charge takes integer values on a 4D torus, which implies that the theory has 2π periodicity under $\theta \rightarrow \theta + 2\pi$. As a consequence of this fact, the theory has the CP symmetry not only at $\theta = 0$ but also at $\theta = \pi$.

Since the topological charge Q is a CP odd quantity, it is discontinuous at $\theta = \pi$ when the CP symmetry is spontaneously broken. Therefore, the order parameter of the SSB of the CP symmetry at $\theta = \pi$ is defined by

$$O = \lim_{\epsilon \rightarrow 0} \lim_{V \rightarrow \infty} \frac{\langle Q \rangle_{\theta=\pi-\epsilon}}{V} \quad (2.3)$$

where V is the space-time volume. Since the Boltzmann weight has a phase factor $e^{-i\theta Q}$, there is a sign problem, which prevents us to measure the order parameter directly. Instead, we estimate the order parameter through imaginary θ simulations. Note that in the imaginary θ cases, the phase factor becomes a weight $e^{\tilde{\theta} Q}$ where $\tilde{\theta} = -i\theta \in \mathbb{R}$, hence no sign problem.

There are two simplified cases in which we can obtain the topological charge as a function of θ explicitly. One is the dilute instanton gas approximation (DIGA) [1, 2], which is expected to be valid at sufficiently high temperature. The other is the large- N limit of SU(N) Yang-Mills theory [3, 4] at low temperature. The quantity $\langle Q \rangle_\theta$ in these two cases is given as

$$\frac{\langle Q \rangle_\theta}{V} = \begin{cases} i\chi_0 \sin \theta & : \text{DIGA (high } T), \\ i\chi_0 \theta & : \text{large-}N \text{ limit (low } T), \end{cases} \quad (2.4)$$

for $|\theta| < \pi$, where χ_0 is the topological susceptibility at $\theta = 0$ defined by

$$\chi_0 = \frac{i}{V} \frac{\partial}{\partial \theta} \langle Q \rangle_\theta \Big|_{\theta=0}. \quad (2.5)$$

This implies that the CP broken phase appears at low T , whereas the CP restored phase appears at high T in these simplified cases. The expectation value $\langle Q \rangle_{i\tilde{\theta}}$ is also obtained in these cases as

$$\frac{\langle Q \rangle_{i\tilde{\theta}}}{V} = \begin{cases} \chi_0 \sinh \tilde{\theta} & : \text{DIGA (high } T), \\ \chi_0 \tilde{\theta} & : \text{large-}N \text{ limit (low } T). \end{cases} \quad (2.6)$$

Therefore, we expect that $\langle Q \rangle_{i\tilde{\theta}}/V$ grows exponentially in the CP restored phase, whereas it grows with a power law in the CP broken phase. This is the basic strategy we adopt in this work.

3. Lattice regularization and the setup for simulations

In this work, we use the Wilson action defined by

$$S_g[U] = -\frac{\beta}{2N} \sum_n \sum_{\mu \neq \nu} \text{Tr} [P_n^{\mu\nu}(U)], \quad (3.1)$$

where $\beta = 2/g_0^2$ and the plaquette is defined by

$$P_n^{\mu\nu}(U) = U_{n,\mu} U_{n+\mu,\nu} U_{n+\nu,\mu}^\dagger U_{n,\nu}^\dagger. \quad (3.2)$$

As the topological charge, we adopt the clover-leaf definition [23]

$$Q[U] = -\frac{1}{32\pi^2} \sum_n \frac{1}{2^4} \sum_{\mu,\nu,\rho,\sigma=\pm 1}^{\pm 4} \tilde{\epsilon}_{\mu\nu\rho\sigma} \text{Tr} [P_n^{\mu\nu} P_n^{\rho\sigma}], \quad (3.3)$$

where $\tilde{\epsilon}_{\mu\nu\rho\sigma}$ are an anti-symmetric tensor that satisfies $\tilde{\epsilon}_{(-\mu)\nu\rho\sigma} = -\epsilon_{\mu\nu\rho\sigma}$.

In order to remove the UV fluctuations from the gauge configuration, we use the stout smearing method [17]. For the definition of the topological charge which appears in the θ term, we use the smeared link which is denoted as \tilde{U} . Therefore, for the lattice simulations, we use the following action

$$S = S_g[U] + \tilde{\theta} Q[\tilde{U}]. \quad (3.4)$$

In our simulations, we set the smearing step size to 0.09 and the number of smearing steps to 40, because this choice enables us to see a comb-like structure in the topological charge distribution. (See Figure 1.) As one can see from this figure, the peak positions of the topological charge distribution are shifted due to lattice artifacts. It is well known that one can make the peak positions closer to integers by rescaling the topological charge $Q \rightarrow wQ$ with some parameter w . (See, for instance, Refs. [13, 24].) Here we determine w so that the cost function

$$F(w) = \langle 1 - \cos(2\pi w Q[\tilde{U}]) \rangle \quad (3.5)$$

is minimized, where $\langle \cdots \rangle$ represents the ensemble average. In our simulations, the topological charge is defined by $\tilde{Q} \equiv wQ[\tilde{U}]$ with the smeared link \tilde{U} . We will denote \tilde{Q} simply as Q in what follows.

As an algorithm for updating the gauge configuration, we adopt the Hybrid Monte Carlo (HMC) method. The drift force is coming not only from the gauge part but also from the θ term when $\tilde{\theta} \neq 0$. Since we use the smeared link for the topological charge in eq.(3.4), we have to calculate the drift force for the original link by reversing the smearing steps. For the details, see appendix A of Ref. [25].

4. Results

In this section, we present our numerical results. We perform the simulations with $L_s = 16, 20, 24$ to take the infinite volume limit while $L_t = 5$ is kept fixed. We change the temperature by changing the gauge coupling constant using the relationship given in Ref. [26].

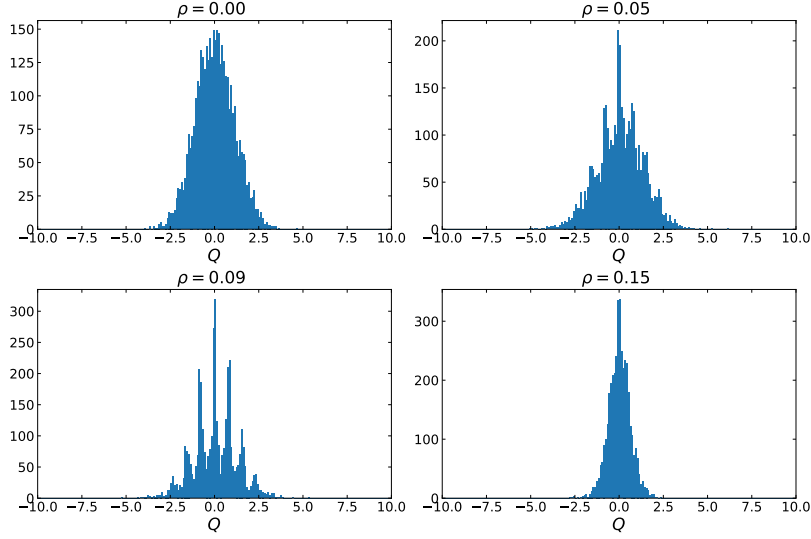


Figure 1: The histogram of the topological charge after the stout smearing for $\rho = 0, 0.05, 0.09$, and 0.15 with the fixed number of smearing steps $N_\rho = 40$. The lattice volume is $V_L = 20^3 \times 5$, and the temperature is $T = 1.2 T_c$, where T_c is the deconfining temperature at $\theta = 0$ in the continuum limit.

To study the θ dependence of the topological charge, we measure $\langle Q \rangle_{i\tilde{\theta}}$ at various values of $\tilde{\theta}$, and then we perform the infinite volume extrapolation and fit the extrapolated value to some holomorphic functions of $\tilde{\theta}$. We estimate the real θ dependence of the topological charge by performing analytic continuation of the fitting function. To study the θ dependence of the deconfining temperature, we measure the Polyakov loop susceptibility in the imaginary θ region and perform analytic continuation as well.

4.1 θ dependence of the topological charge $\langle Q \rangle_\theta$

First, we take the infinite volume limit of the topological charge density $\langle Q \rangle_\theta / V_s$ with $V_s = L_s^3$ at each temperature and at each $\tilde{\theta}$ using the fitting function $f(V_s) = a_0 + a_1 V_s^{-1}$. In Figure 2 (Left), we plot $\langle Q \rangle_\theta / V_s$ for $V_s = 16^3, 20^3, 24^3$ and ∞ at $T = T_c$ as an example, where T_c is the deconfining temperature at $\theta = 0$ in the continuum limit. We find that there is no strong finite volume effect at each temperature in $0.9 \leq T/T_c \leq 1.1$. Then we fit the data to the following forms for the imaginary $\theta = i\tilde{\theta}$

$$g(i\tilde{\theta}) = \chi_0 \tilde{\theta} - a_3 \tilde{\theta}^3 + a_5 \tilde{\theta}^5, \quad (4.1)$$

$$h(i\tilde{\theta}) = (\chi_0 - 2b_2 - 3b_3) \sinh \tilde{\theta} + b_2 \sinh 2\tilde{\theta} + b_3 \sinh 3\tilde{\theta}, \quad (4.2)$$

which generalize the known results (2.6). Note that the coefficients of the first terms are fixed by the relation (2.5). We also estimate χ_0 in the infinite volume limit at various temperature in $0.9 \leq T/T_c \leq 1.1$, and they are presented in Table 1. In Figure 2 (Right), we plot the fitting curves for $\langle Q \rangle_\theta / V_s$ after the infinite volume limit against $f\tilde{\theta}$ at $T = T_c$ as an example. We perform the same analysis at each temperature and determine the fitting parameters. After the fitting, we perform the analytic continuation of the fitting functions and plot them in Figure 3. Here we plot $g(\theta)$ for $T \leq T_c$ and $h(\theta)$ for $T > T_c$ since $g(\pi) < 0$ is not consistent with DIGA at higher temperature,

T/T_c	χ_0	χ^2/N_{DF}	T/T_c	χ_0	χ^2/N_{DF}
0.90	0.000351(1)	0.60	1.01	0.000243(1)	2.12
0.96	0.000291(1)	2.37	1.02	0.000228(2)	2.25
0.98	0.000277(2)	0.53	1.03	0.000209(2)	2.91
0.99	0.000268(1)	0.75	1.04	0.0001917(9)	1.78
1.00	0.000258(2)	1.67	1.10	0.0001171(5)	0.98

Table 1: The topological susceptibility χ_0 in the lattice unit after the infinite volume extrapolation for various temperature within $0.9 \leq T/T_c \leq 1.1$.

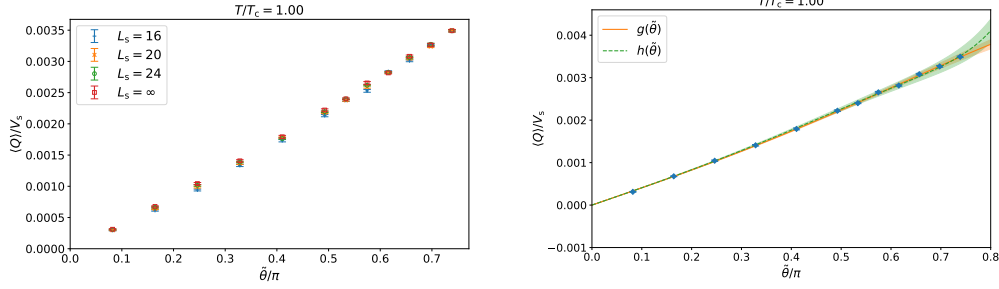


Figure 2: (Left) $\langle Q \rangle_\theta / V_s$ is plotted against $\tilde{\theta}/\pi$ for $V_s = 16^3, 20^3, 24^3$ and ∞ at $T = T_c$. (Right) $\langle Q \rangle_\theta / V_s$ after the infinite volume limit is fitted to the forms (4.1) and (4.2).

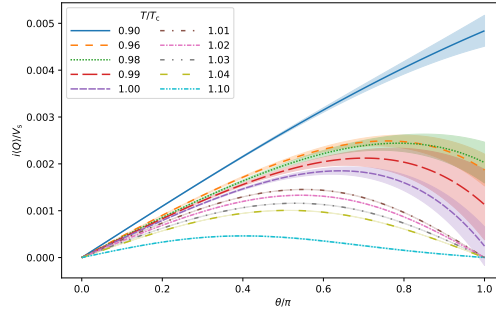


Figure 3: Our prediction for $\lim_{V_s \rightarrow \infty} i\langle Q \rangle_\theta / V_s$ is plotted against θ/π at various temperature within $0.9 \leq T/T_c \leq 1.1$. The gap at $\theta = \pi$ disappears at some T within $1.0 \lesssim T/T_c \lesssim 1.01$.

which is presumably due to the truncation of the polynomial expansion. Based on this analysis, we conclude that $T_{\text{CP}} \sim T_c$.

4.2 θ dependence of the deconfining temperature $T_{\text{dec}}(\theta)$

In order to determine the critical temperature of the deconfining phase transition, we measure the Polyakov loop susceptibility defined by $\chi_P(T) = \langle P(T)^2 \rangle - \langle P(T) \rangle^2$, where $P(T)$ is the Polyakov loop. Since the transition is of the second order, $\chi_P(T)$ has a peak at some temperature that corresponds to the critical point. In Figure 4, we plot $\chi_P(T)$ against T at $\tilde{\theta} = \pi/2$ for $L_s = 16, L_t = 5$ as an example. To determine the critical temperature, we fit the data points to the Lorentzian

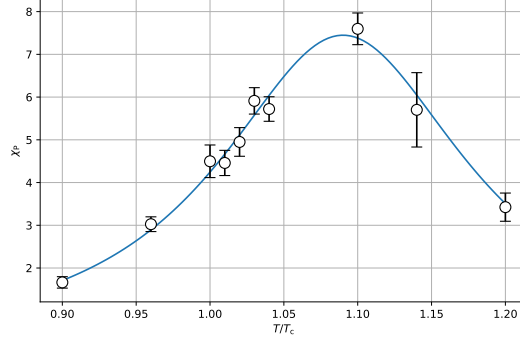


Figure 4: Susceptibility of Polyakov loop χ_P is plotted against T/T_c at $\tilde{\theta} = \pi/2$ for $L_s = 16, L_t = 5$. The curve represents the fit to the Lorentz function (4.3).

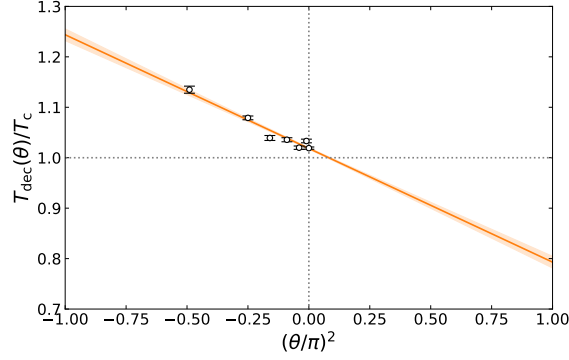


Figure 5: The deconfining temperature after the infinite volume extrapolation is plotted against $(\theta/\pi)^2$. The line with error band represents the fit to the function (4.4).

function

$$\chi_P(T) = \frac{A}{(T - T_{\text{peak}})^2 + w^2}, \quad (4.3)$$

where A , T_{peak} and w are the fitting parameters. By extrapolating T_{peak} obtained at each L_s to $V_s \rightarrow \infty$ using a linear function of V_s^{-1} , we get the critical temperature $T_{\text{dec}}(i\tilde{\theta})$ in the infinite volume limit.

In Figure 5, the results of $T_{\text{dec}}(i\tilde{\theta})/T_c$ is plotted against $(\theta/\pi)^2$. We fit the data points to

$$\frac{T_{\text{dec}}(\theta)}{T_c} = c_0 - c_2 \left(\frac{\theta}{\pi} \right)^2, \quad (4.4)$$

which yields $c_0 = 1.0183(16)$, $c_2 = 0.225(12)$ ². By extending the fitting function to the real θ region, we find that the deconfining temperature at $\theta = \pi$ is lower than T_c .

²In [27], the deconfinement temperature is obtained at real θ using the subvolume method. The results lie close to the fitting curve in our figure 5.

5. Summary

We have investigated the phase structure of pure SU(2) Yang-Mills theory at $\theta = \pi$ based on analytic continuation from the imaginary θ region. In particular, we have focused on the relation between the deconfining temperature and the CP restoration temperature at $\theta = \pi$. The crucial point for our purpose is that stout smearing is performed dynamically. As a result, the topological charge in the action takes near integer values, which is important for the model to have CP symmetry at $\theta = \pi$.

To determine the CP restoration temperature T_{CP} , we have measured the imaginary θ dependence of the topological charge by fitting the results to the forms (4.1, 4.2) which generalize the results from simplified models. Then, by performing analytic continuation of the fitting functions, we find that the topological charge $\langle Q \rangle_\theta$ at $\theta = \pi$ vanishes at some point in temperature close to the deconfining temperature at $\theta = 0$. This result suggests that $T_{\text{CP}} \sim T_{\text{dec}}(0)$.

On the other hand, we determine the deconfining temperature by measuring the Polyakov loop susceptibility, which has a peak at the critical temperature since the deconfining transition is of the second order in SU(2) Yang-Mills theory. By performing the analytic continuation, we have found that the deconfining temperature is a decreasing function of real θ . Therefore, our result suggests $T_{\text{dec}}(0) > T_{\text{dec}}(\pi)$, which is consistent with the general expectation [11, 12, 18–22].

By combining these two observations, we can conclude that $T_{\text{CP}} > T_{\text{dec}}(\pi)$, which suggests the existence of a CP-broken deconfined phase – unlike the situation at large N . We are also trying to apply this method to 4D SU(3) YM theory to see a possible qualitative difference between $N = 2$ and $N = 3$, which has been seen in the case of supersymmetric SU(N) Yang-Mills theory [6].

Acknowledgments

We would like to thank Kohta Hatakeyama for his participation at the earlier stage of this work. The authors are also grateful to Yuta Ito and Yuya Tanizaki for valuable discussions and comments. The computations were carried out on Yukawa-21 at YITP in Kyoto University and the PC clusters at KEK Computing Research Center and KEK Theory Center. This work also used computational resources of supercomputer NEC SX-Aurora TSUBASA provided by the Particle, Nuclear, and Astro Physics Simulation Program No.2020-009 (FY2020), No.2021-005 (FY2021), No.2022-004 (FY2022), and 2023-002(FY2023) of Institute of Particle and Nuclear Studies, High Energy Accelerator Research Organization (KEK). M. Honda is supported by JST PRESTO Grant Number JPMJPR2117, JST CREST Grant Number JPMJCR24I3, JSPS Grant-in-Aid for Transformative Research Areas (A) “Extreme Universe” JP21H05190 [D01] and JSPS KAKENHI Grant Number 22H01222. A. M. is supported by JSPS Grant-in-Aid for Transformative Research Areas (A) JP21H05190. A. Y. is supported by JSPS Grant-in-Aid for Transformative Research Areas (A) JP21H05191.

References

- [1] D.J. Gross, R.D. Pisarski and L.G. Yaffe, *QCD and Instantons at Finite Temperature*, *Rev. Mod. Phys.* **53** (1981) 43.

- [2] N. Weiss, *The Effective Potential for the Order Parameter of Gauge Theories at Finite Temperature*, *Phys. Rev. D* **24** (1981) 475.
- [3] E. Witten, *Large N Chiral Dynamics*, *Annals Phys.* **128** (1980) 363.
- [4] E. Witten, *Theta dependence in the large N limit of four-dimensional gauge theories*, *Phys. Rev. Lett.* **81** (1998) 2862 [[hep-th/9807109](#)].
- [5] F. Bigazzi, A.L. Cotrone and R. Sissa, *Notes on theta dependence in holographic yang-mills*, *JHEP* **08** (2015) 090 [[1506.03826](#)].
- [6] S. Chen, K. Fukushima, H. Nishimura and Y. Tanizaki, *Deconfinement and CP breaking at $\theta = \pi$ in Yang-Mills theories and a novel phase for SU(2)*, *Phys. Rev. D* **102** (2020) 034020 [[2006.01487](#)].
- [7] A. Matsumoto, K. Hatakeyama, M. Hirasawa, M. Honda, Y. Ito, J. Nishimura et al., *A new technique for solving the freezing problem in the complex Langevin simulation of 4D SU(2) gauge theory with a theta term*, *PoS LATTICE2021* (2022) 087 [[2112.01805](#)].
- [8] F.K. Guo, R. Horsley, U.G. Meissner, Y. Nakamura, H. Perlt, P.E.L. Rakow et al., *The electric dipole moment of the neutron from 2+1 flavor lattice QCD*, *Phys. Rev. Lett.* **115** (2015) 062001 [[1502.02295](#)].
- [9] S. Aoki, R. Horsley, T. Izubuchi, Y. Nakamura, D. Pleiter, P.E.L. Rakow et al., *The Electric dipole moment of the nucleon from simulations at imaginary vacuum angle theta*, [0808.1428](#).
- [10] H. Panagopoulos and E. Vicari, *The 4D SU(3) gauge theory with an imaginary θ term*, *JHEP* **11** (2011) 119 [[1109.6815](#)].
- [11] M. D’Elia and F. Negro, *θ dependence of the deconfinement temperature in Yang-Mills theories*, *Phys. Rev. Lett.* **109** (2012) 072001 [[1205.0538](#)].
- [12] M. D’Elia and F. Negro, *Phase diagram of Yang-Mills theories in the presence of a θ term*, *Phys. Rev. D* **88** (2013) 034503 [[1306.2919](#)].
- [13] C. Bonati, M. D’Elia and A. Scapellato, *θ dependence in SU(3) Yang-Mills theory from analytic continuation*, *Phys. Rev. D* **93** (2016) 025028 [[1512.01544](#)].
- [14] C. Bonati, M. D’Elia, P. Rossi and E. Vicari, *θ dependence of 4D SU(N) gauge theories in the large-N limit*, *Phys. Rev. D* **94** (2016) 085017 [[1607.06360](#)].
- [15] C. Bonanno, M. D’Elia and L. Verzhicelli, *The θ -dependence of the SU(N) critical temperature at large N*, *JHEP* **02** (2024) 156 [[2312.12202](#)].
- [16] C. Bonanno, C. Bonati, M. Papace and D. Vadacchino, *The θ -dependence of the Yang-Mills spectrum from analytic continuation*, *JHEP* **05** (2024) 163 [[2402.03096](#)].

- [17] C. Morningstar and M.J. Peardon, *Analytic smearing of SU(3) link variables in lattice QCD*, *Phys. Rev. D* **69** (2004) 054501 [[hep-lat/0311018](#)].
- [18] M. Unsal, *Theta dependence, sign problems and topological interference*, *Phys. Rev. D* **86** (2012) 105012 [[1201.6426](#)].
- [19] E. Poppitz, T. Schäfer and M. Ünsal, *Universal mechanism of (semi-classical) deconfinement and theta-dependence for all simple groups*, *JHEP* **03** (2013) 087 [[1212.1238](#)].
- [20] M.M. Anber, *Θ dependence of the deconfining phase transition in pure SU(N_c) Yang-Mills theories*, *Phys. Rev. D* **88** (2013) 085003 [[1302.2641](#)].
- [21] N. Otake and N. Yamada, *θ dependence of T_c in 4d SU(3) Yang-Mills theory with histogram method and the Lee-Yang zeros in the large N limit*, *JHEP* **06** (2022) 044 [[2202.05605](#)].
- [22] S. Borsanyi, Z. Fodor, D.A. Godzieba, R. Kara, P. Parotto, D. Sexty et al., *Topological features of the deconfinement transition*, *Phys. Rev. D* **107** (2023) 054514 [[2212.08684](#)].
- [23] P. Di Vecchia, K. Fabricius, G.C. Rossi and G. Veneziano, *Preliminary Evidence for U(1)-A Breaking in QCD from Lattice Calculations*, *Nucl. Phys. B* **192** (1981) 392.
- [24] L. Del Debbio, H. Panagopoulos and E. Vicari, *Theta dependence of SU(N) gauge theories*, *JHEP* **08** (2002) 044 [[hep-th/0204125](#)].
- [25] M. Hirasawa, M. Honda, A. Matsumoto, J. Nishimura and A. Yosprakob, *Evidence of a CP broken deconfined phase in 4D SU(2) Yang-Mills theory at $\theta = \pi$ from imaginary θ simulations*, [2412.03683](#).
- [26] J. Engels, F. Karsch and K. Redlich, *Scaling properties of the energy density in SU(2) lattice gauge theory*, *Nucl. Phys. B* **435** (1995) 295 [[hep-lat/9408009](#)].
- [27] N. Yamada, M. Yamazaki and R. Kitano, *θ dependence of T_c in SU(2) Yang-Mills theory*, [2411.00375](#).