

# Thermal behavior of Bose-Einstein condensates of polar molecules

J. Sánchez-Baena,<sup>1,\*</sup> G. Pascual,<sup>1</sup> R. Bombín,<sup>2</sup> F. Mazzanti,<sup>1</sup> and J. Boronat<sup>1</sup>

<sup>1</sup>*Departament de Física, Universitat Politècnica de Catalunya, Campus Nord B4-B5, 08034 Barcelona, Spain*

<sup>2</sup>*Université de Bordeaux, 351 Cours de la Libération, 33405 Talence, France*

(Dated: February 13, 2025)

We use the finite-temperature extended Gross-Pitaevskii equation (TeGPE) to study a condensate of dipolar NaCs molecules under the conditions of the very recent, breakthrough experiment [Bigagli *et al.*, Nature **631**, 289 (2024)]. We report the condensate fraction of the system, and its density profile after a time-of-flight expansion for the coldest experimental case, finding excellent agreement with the experimental measurements. We also report the peak density of the ground state and establish a comparison with the experimental estimates. Our results, derived from the TeGPE formalism, successfully describe the Bose-Einstein condensation of polar molecules at finite temperature.

## I. INTRODUCTION

The recent progress in the control and reduction of reactive losses for ultracold dipolar molecules [1–5] has culminated in the first realization of a Bose-Einstein condensate (BEC) of dipolar molecules [6], which represents a major breakthrough in the field. While the condensate still lies in the dilute regime, it represents the first step towards the realization of highly correlated, dipole-dominated molecular systems [7]. In fact, the physics of ultracold quantum dipolar atomic gases has been the subject of intense experimental and theoretical activity in the last decade. This is due to the unique combination of traits of the dipole-dipole interaction (DDI), mainly its anisotropy and long-range behavior. Due to the high controllability achievable with ultracold quantum gases, dipolar systems represent the perfect testbed to study the wide variety of physical phenomena that arises thanks to their unique properties. This includes, most notably, the emergence of ultradilute liquid dipolar droplets with magnetic atoms [8–12], supersolids [13–21] or anomalous thermal behavior [21–24], to name a few. To this day, the vast majority of experiments on dipolar gases have been realized via the use of highly magnetic atoms, like Dysprosium [25] or Erbium [26]. However, in these systems, the regime in which dipolar interactions dominate is restricted to low values of the gas parameter,  $\rho a^3 \lesssim 10^{-4}$  (with  $\rho$  the density and  $a$  the s-wave scattering length), where the system is very dilute. Increasing  $n$  leads to the enhancement of three-body losses, while increasing  $a$  implies that short-range interactions take over the DDI, thus washing out dipolar effects.

The physics of dipolar quantum gases can be drastically changed if one considers dipolar molecules instead of magnetic atoms. This is because dipolar molecules have a much higher dipolar strength (from 10 to 1000 times bigger than in  $^{164}\text{Dy}$ ), thus allowing for a drastic increase of  $a$  (and consequently, the gas parameter) without losing dipolar physics. The experimental achievement of

a BEC of molecules [6] also represents an excellent opportunity to benchmark the validity of Bogoliubov theory and the finite-temperature extended Gross Pitaevskii equation (TeGPE) for the theoretical description of these novel systems. Remarkably, recent results in the strongly correlated, dipole-dominated limit show the failure of the eGPE to reproduce quantum Monte Carlo results for the critical number required to form molecular droplets [7]. However, it has not been addressed how accurate the TeGPE is in the specific conditions of the experiment of Ref. [6], which lays far away from the highly correlated regime.

Temperature is a key parameter in the theoretical description of the molecular condensate achieved in the experiment, since only a maximum condensate fraction of  $\sim 60\%$  was achieved. Therefore, there is an important thermal depletion of the BEC that the state-of-the-art theoretical approach, the zero temperature extended Gross-Pitaevskii equation, is not able to describe. In fact, recent experimental and theoretical results have shown that thermal effects play a rather counterintuitive role in dipolar systems by the promotion of supersolidity by heating [21–24]. Nevertheless, the study of dipolar systems at finite temperature is a rather unexplored topic, and as a consequence it is important to test and benchmark the regime of validity of the available theoretical tools, especially in the context of polar molecules.

## II. THEORY

In this work, we employ Bogoliubov theory and the local density approximation (LDA) to account for thermal fluctuations on the condensate [22, 27, 28]. This leads to the temperature dependent extended Gross-Pitaevskii equation (TeGPE) for the condensate wave function  $\psi(\mathbf{r})$  given by

$$\begin{aligned} \mu\psi(\mathbf{r}) = & \left( -\frac{\hbar^2 \nabla^2}{2m} + U(\mathbf{r}) + \int d\mathbf{r}' V(\mathbf{r} - \mathbf{r}') \right. \\ & \times \left. \left[ |\psi(\mathbf{r}')|^2 + n(\mathbf{r}') \right] + H_{\text{qu}}(\mathbf{r}) + H_{\text{th}}(\mathbf{r}) \right) \psi(\mathbf{r}). \end{aligned} \quad (1)$$

\* juan.sanchez.baena@upc.edu

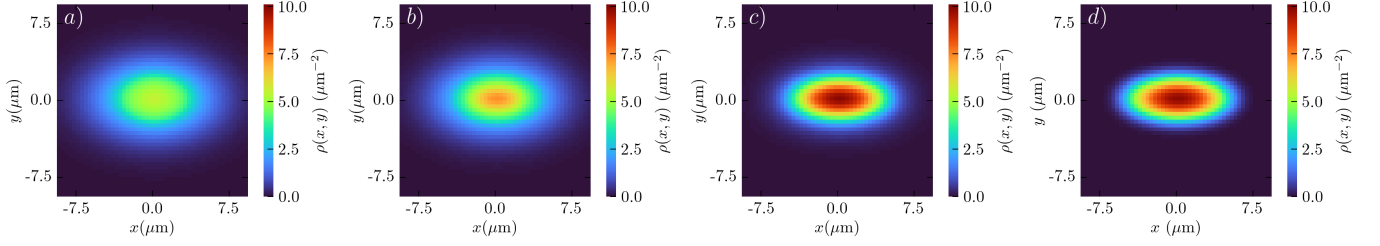


FIG. 1. Emergence of a molecular Bose Einstein Condensate as the temperature is lowered. The panels depict the column density  $\rho(x, y) = \int dz (|\psi(\mathbf{r})|^2 + n(\mathbf{r}))$ , with  $\psi(\mathbf{r})$  the condensate wave function and  $n(\mathbf{r})$  the density of depleted atoms. The total number of particles is  $N = 298$ , while the temperatures are  $T = 10.5, 9.5, 6$  and  $0$  nK for panels *a*) to *d*), respectively. The condensate fractions for each case are  $f_c = 0.01, 0.12, 0.58$  and  $0.96$ , respectively. Panel *c*) corresponds to the coldest point of the experiment of Ref. [6].

In this expression,  $\mu$  is the chemical potential,  $m$  is the molecular mass,  $V(\mathbf{r}) = V_{\text{dd}}(\mathbf{r}) + \frac{4\pi\hbar^2 a}{m} \delta(\mathbf{r})$  stands for both the contact and dipole-dipole interactions,  $a$  is the  $s$ -wave scattering length, and  $n(\mathbf{r})$  is the density of molecules out of the BEC state. In the experiment of Ref. [6], the orientation of the molecular dipoles could not be determined. Nevertheless, we consider the dipoles to be polarized along the  $z$ -axis, and show that our results are robust with respect to variations of this parameter [29]. The dipole-dipole interaction is thus given by

$$V_{\text{dd}}(\mathbf{r}) = \frac{d_{\text{eff}}^2}{4\pi\epsilon_0} \left( \frac{1 - 3\cos^2\theta}{r^3} \right), \quad (2)$$

where  $\mathbf{r} = \mathbf{r}_i - \mathbf{r}_j$ ,  $r = |\mathbf{r}|$ ,  $\theta$  is the angle between the vector  $\mathbf{r}$  and the  $z$  axis,  $d_{\text{eff}}$  is the effective dipole moment and  $\epsilon_0$  is the permittivity of free space. The terms  $H_{\text{qu}}$  and  $H_{\text{th}}$  of Eq. 1 account for the effect of quantum and thermal fluctuations, respectively. The first term is given by the usual Lee-Huang-Yang expression [30, 31]

$$H_{\text{qu}}(\mathbf{r}) = \frac{32}{3\sqrt{\pi}} g \sqrt{a^3} Q_5(a_{\text{dd}}/a) |\psi(\mathbf{r})|^3. \quad (3)$$

The parameter  $a_{\text{dd}} = md_{\text{eff}}^2/(12\pi\hbar^2\epsilon_0)$  corresponds to the dipole length and the auxiliary function  $Q_5(a_{\text{dd}}/a)$  is given by [31]

$$Q_5(a_{\text{dd}}/a_s) = \int_0^1 du \left( 1 - \frac{a_{\text{dd}}}{a_s} + 3 \left( \frac{a_{\text{dd}}}{a_s} \right) u^2 \right)^{5/2}. \quad (4)$$

The correction by thermal fluctuations in Eq. 1 is given by

$$H_{\text{th}}(\mathbf{r}) = \int \frac{d\mathbf{k}}{(2\pi)^3} \frac{V(\mathbf{k})}{(e^{\beta\epsilon_{\mathbf{k}}} - 1)} \left[ |u_{\mathbf{k}}|^2 + |v_{\mathbf{k}}|^2 - 2|u_{\mathbf{k}}||v_{\mathbf{k}}| \right], \quad (5)$$

where  $V(\mathbf{k})$  is the Fourier transform of the DDI plus contact potential,  $u_{\mathbf{k}}$  and  $v_{\mathbf{k}}$  are the Bogoliubov amplitudes while  $\beta = 1/k_B T$ . The  $\mathbf{r}$  dependence stems from the substitution  $\rho \rightarrow |\psi(\mathbf{r})|^2$  in the excitation spectrum  $\epsilon_{\mathbf{k}}(n)$  and the Bogoliubov amplitudes [29].

### III. RESULTS

In this work we study ensembles of NaCs molecules under the same conditions of the recent experiment of Ref. [6]. In particular, the dipolar length is  $a_{\text{dd}} = 1250a_0$  while the  $s$ -wave scattering length is set to  $a = 1500a_0$ , meaning that  $\epsilon_{\text{dd}} = a_{\text{dd}}/a = 0.83 < 1$ , so that dipole effects are relevant but not dominant. The trap frequencies are  $(\omega_x, \omega_y, \omega_z) = 2\pi(23, 49, 58)$  Hz. In what follows, we employ the characteristic length and energy scales set by  $r_0 = 12\pi a_{\text{dd}}$  and  $\epsilon = \hbar^2/(mr_0^2)$ .

By numerically solving the TeGPE we can obtain the condensate wave function  $\psi(\mathbf{r})$  as well as the depleted density  $n_d(\mathbf{r})$ . Since the gas lies in the dilute regime ( $\rho a^3 < \rho_{\text{peak}} a^3 \simeq 7.2 \times 10^{-4}$  with  $\rho_{\text{peak}}$  the peak density), the quantum depletion of the condensate due to interaction effects is significantly smaller than the thermal one, within the range of experimental temperatures. With this theoretical approach, we can describe the formation of the dipolar molecular BEC as the temperature decreases, as shown in Fig. 1. The figure shows both the rise of a density peak and the tightening of the density distribution as more and more molecules fall into the condensate.

By fixing the total number of harmonically trapped molecules to the values of the experiment of Ref. [6], we can directly compare the TeGPE results for the condensate depletion with that measured in the experiment. We show the results in Fig. 2. Notice that each point in the figure corresponds to a different total number of particles as well as a different temperature, since the experimental measurements were taken during an evaporative cooling sequence. Remarkably, and as we can see from the figure, the TeGPE result is in excellent agreement with the experimental prediction within the errorbars, even when the condensate fraction is as low as 20%. The agreement is expected to worsen at higher temperatures, as the theory is expected to be more accurate at low temperatures, when less excited states are populated. The good agreement between the eGPE and the experimental observations indicates that the system is in the universal regime, where the specific details of the molecular interaction do

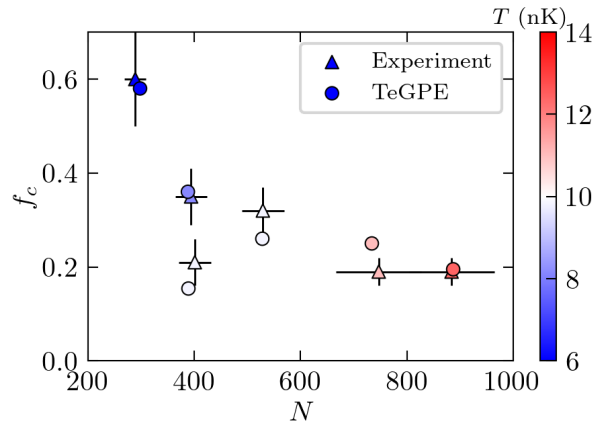


FIG. 2. Condensate fraction of the NaCs molecular condensate under the experimental conditions of Ref. [6]. The horizontal axis corresponds to the total number of particles while the colorbar indicates the temperature.

not significantly alter its properties. Furthermore, our results also stress the robustness of the finite temperature Bogoliubov theory for the description of dipolar systems in the contact-dominated regime, where  $a > a_{\text{dd}}$ . This accuracy is still present in the dipolar dominated regime ( $a < a_{\text{dd}}$ ), where supersolids of  $^{164}\text{Dy}$  atoms arise [22]. However, further decreasing the scattering length in a system of dipolar molecules, which in turn leads to higher densities, breaks the validity of the theory [7].

In Ref. [6], the condensate fraction is estimated by fitting a bimodal density distribution to the experimentally measured density profile after a TOF expansion. The bimodal distribution is given by

$$n_{\text{fit}}(x) = \frac{15N_{\text{TF}}}{16\sigma_{\text{TF}}} \text{Max.} \left\{ 1 - \left( \frac{x - x_{\text{TF}}}{\sigma_{\text{TF}}} \right)^2, 0 \right\}^2 + \frac{N_{\text{G}}}{\sqrt{2\pi}\sigma_{\text{G}}} \exp \left( -\frac{(x - x_{\text{G}})^2}{2\sigma_{\text{G}}^2} \right), \quad (6)$$

where  $N_{\text{TF}}$ ,  $N_{\text{G}}$ ,  $\sigma_{\text{TF}}$ ,  $\sigma_{\text{G}}$ ,  $x_{\text{TF}}$  and  $x_{\text{G}}$  are fitting parameters. The first term on the r.h.s of Eq. 6 corresponds to the contribution of the condensate to the density while the second term accounts for the thermal density. Moreover,  $\sigma_{\text{TF,G}}$  represents the width of the fit,  $x_{\text{TF,G}}$  the centers, and  $N_{\text{TF,G}}$  stand for the number of condensed and thermally excited particles, respectively. The condensate fraction is then estimated as  $f_c \simeq N_{\text{TF}}/(N_{\text{TF}} + N_{\text{G}})$ . It is interesting to benchmark this procedure to obtain  $f_c$  by applying it to our theoretical density profiles and comparing the results with our TeGPE estimation for the same quantity. We show the results in Table I. From the data obtained, we see that the bimodal estimation lays indeed close to the computed condensate fractions when applied to the TeGPE profiles.

To further characterize the system, one can have a look at the molecular density profile. In the experiment of

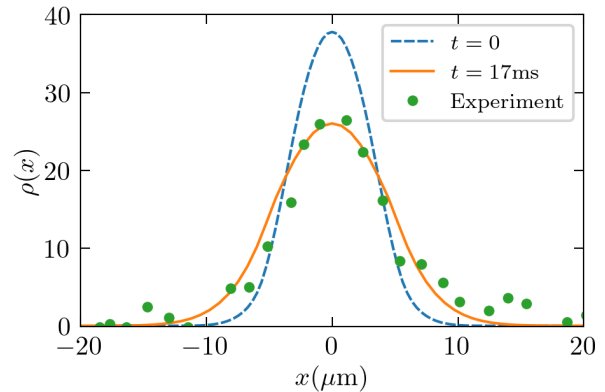


FIG. 3. Ground state (dashed line) and time-evolved density profiles (solid line) obtained, respectively, from the solution of the TeGPE and the tTeGPE [29]. The time evolution corresponds to a 17 ms TOF expansion. Dots indicate the experimental density distribution of Ref. [6]. The number of particles is  $N = 289$  while the temperature is  $T = 6$  nK.

Ref. [6], the column densities of the atomic cloud are measured after a TOF expansion of 17 ms. Solving the TeGPE in the presence of the trap allows us to find the lowest free-energy quantum state. Subsequently, taking its solution as an initial state, we can approximately simulate the TOF expansion of the system by solving the time-dependent TeGPE (tTeGPE) when the trap is removed. We approximate the thermal depleted cloud to be static during the short-time evolution, and only evolve the condensate component with time [29]. We show in Fig. 3 the tTeGPE result after the TOF expansion, together with the TeGPE ground state and post-TOF experimental density distributions, for the coldest point recorded in the experiment ( $N = 289$ ,  $T = 6$  nK). Remarkably, we obtain an excellent agreement between theory and experiment. Moreover, we see that, for the case shown, where the condensate fraction is  $f_c \simeq 0.6$ , the expansion dynamics are mostly governed by the atoms in the condensate, despite the presence of a significant thermal cloud.

We estimate the peak density from the ground state density profiles and compare it to the experimental results in Fig. 4. From the results, we see that the TeGPE estimates lay relatively close to the experimental ones for the highest values of the condensate fraction, while the agreement worsens for the largest temperatures/lowest condensate fractions. This is expected, since the curvature of the TeGPE density distribution near the edges of the trap is very much influenced by the condensate density. Moreover, we see that the TeGPE consistently provides a slightly larger peak density than the experimental one. This can be explained by the fact that the analytical expressions employed in Ref. [6] to estimate the peak density neglect the effect of the dipolar interaction, which tend to increase the peak density due to its attractive component. In this sense, our calculations

$(N, T)$	$f_c^{\text{TeGPE}}$	$f_{c,\text{fit}}^{\text{TeGPE}}$	$f_c^{\text{exp.}}$
(289, 6 nK)	0.58	0.54	$0.6 \pm 0.1$
(394, 8.2 nK)	0.36	0.28	$0.35 \pm 0.06$
(884, 12.4 nK)	0.195	0.156	$0.19 \pm 0.03$

TABLE I. Condensate fraction obtained from the TeGPE calculations for different values of  $N$  and  $T$  corresponding to the experiment of Ref. [6].  $f_c$  indicates the value computed by solving the TeGPE,  $f_{c,\text{fit}}$  corresponds to the estimation applying the bimodal fit of Eq. 6 to the density profiles, and  $f_c^{\text{exp.}}$  denotes the experimental values.

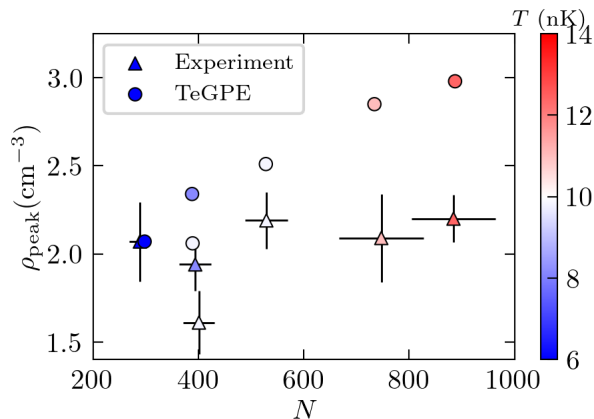


FIG. 4. Peak density of the molecular condensate under the experimental conditions of Ref. [6]. The horizontal axis corresponds to the total number of particles while the colorbar indicates the temperature. Note that the experimental estimation underestimates the peak density since it ignores the effect of the dipole-dipole interaction [6].

allow to quantitatively evaluate this underestimation.

#### IV. CONCLUSIONS

In conclusion, we have employed the temperature-dependent extended Gross-Pitaevskii equation to theoretically model the condensate of dipolar molecules of Ref. [6]. We have reported calculations for the condensate fraction that are in excellent agreement with the experimental values. We have also obtained excellent agreement with the experimental density profile after a 17 ms TOF expansion in the coldest experimental conditions, where the condensate fraction is the highest. Moreover, we have reported results for the peak density of the condensate, which lay close to the experimental results for the lowest temperatures/highest condensate fractions.

Our results, thus, establish the validity of Bogoliubov theory and the TeGPE for the description of the very novel molecular condensates in the dilute regime, away from strong dipolar interactions, which need exact *ab-*

*initio* methods like quantum Monte Carlo algorithms to properly be described [7]. Even in the regime considered in this work, slight quantitative improvements in regards to the density profiles and peak densities could be achieved by means of quantum Monte Carlo simulations, which are able to exactly account for the excited thermal cloud. Moreover, the use of these methods can also allow for the quantification of the superfluid density present in the system.

We believe that the control of dipolar molecular condensates will open interesting research avenues in the near future. Future work should address the study of dipolar molecules in the strongly dipolar regime, where the enhanced dipolar moment will play a dominant role. Although it is difficult to anticipate all the possibilities that these systems will offer, a direct comparison with magnetic atom setups can give us some insight. Firstly, as it happens with dipolar atoms, the formation of self-bound molecular clusters (droplets) is expected to occur. However, the critical number of molecules to form them can be up to ten times smaller than the one observed in experiments with Dy and Er atoms [7]. And secondly, while a supersolid state formed by arrays of atomic clusters has been experimentally realized, it is still unclear if the smaller, and more correlated, molecular dipolar clusters are able to maintain phase coherence between them or, on the contrary, they will form an insulating state. Finally, in dipolar condensates of magnetic atoms, it has been observed that a supersolid state can be reached after heating a gaseous BEC by increasing the temperature in the nK regime. Thus, a third important line of research will be to elucidate whether the balance between thermal fluctuations, quantum correlation and anisotropic interaction can lead to the observation of similar exotic phenomena in molecular dipolar condensate.

We acknowledge financial support from Ministerio de Ciencia e Innovaci3n MCIN/AEI/10.13039/501100011033 (Spain) under Grant No. PID2023-147469NB-C21 and from AGAUR-Generalitat de Catalunya Grant No. 2021-SGR-01411. R.B. acknowledges funding from ADAGIO (Advanced Manufacturing Research Fellowship Programme in the Basque – New Aquitaine Region) MSCA COFUND Post-Doctoral fellowship programme (Grant agreement No. 101034379).

- 
- [1] A. V. Gorshkov, P. Rabl, G. Pupillo, A. Micheli, P. Zoller, M. D. Lukin, and H. P. Büchler, “Suppression of inelastic collisions between polar molecules with a repulsive shield,” *Phys. Rev. Lett.* **101**, 073201 (2008).
- [2] Junyu Lin, Guanghua Chen, Mucan Jin, Zhaopeng Shi, Fulin Deng, Wenxian Zhang, Goulven Quémener, Tao Shi, Su Yi, and Dajun Wang, “Microwave shielding of bosonic nrb molecules,” *Phys. Rev. X* **13**, 031032 (2023).
- [3] Charbel Karam, Romain Vexiau, Nadia Bouloufa-Maafa, Olivier Dulieu, Maxence Lepers, Mara Meyer zum Alten Borgloh, Silke Ospelkaus, and Leon Karpa, “Two-photon optical shielding of collisions between ultracold polar molecules,” *Phys. Rev. Res.* **5**, 033074 (2023).
- [4] Niccolò Bigagli, Claire Warner, Weijun Yuan, Siwei Zhang, Ian Stevenson, Tijs Karman, and Sebastian Will, “Collisionally stable gas of bosonic dipolar ground-state molecules,” *Nature Physics* **19**, 1579–1584 (2023).
- [5] Bijit Mukherjee and Jeremy M. Hutson, “Controlling collisional loss and scattering lengths of ultracold dipolar molecules with static electric fields,” *Phys. Rev. Res.* **6**, 013145 (2024).
- [6] Niccolò Bigagli, Weijun Yuan, Siwei Zhang, Boris Bultovic, Tijs Karman, Ian Stevenson, and Sebastian Will, “Observation of bose-einstein condensation of dipolar molecules,” *Nature* **631**, 289–293 (2024).
- [7] Tim Langen, Jordi Boronat, Juan Sánchez-Baena, Raúl Bombín, Tijs Karman, and Ferran Mazzanti, “Dipolar droplets of strongly interacting molecules,” *Phys. Rev. Lett.* **134**, 053001 (2025).
- [8] Holger Kadau, Matthias Schmitt, Matthias Wenzel, Clarissa Wink, Thomas Maier, Igor Ferrier-Barbut, and Tilman Pfau, “Observing the rosenweig instability of a quantum ferrofluid,” *Nature* **530**, 194–197 (2016).
- [9] Matthias Schmitt, Matthias Wenzel, Fabian Böttcher, Igor Ferrier-Barbut, and Tilman Pfau, “Self-bound droplets of a dilute magnetic quantum liquid,” *Nature* **539**, 259–262 (2016).
- [10] Igor Ferrier-Barbut, Holger Kadau, Matthias Schmitt, Matthias Wenzel, and Tilman Pfau, “Observation of quantum droplets in a strongly dipolar bose gas,” *Phys. Rev. Lett.* **116**, 215301 (2016).
- [11] L. Chomaz, S. Baier, D. Petter, M. J. Mark, F. Wächtler, L. Santos, and F. Ferlaino, “Quantum-fluctuation-driven crossover from a dilute bose-einstein condensate to a macrodroplet in a dipolar quantum fluid,” *Phys. Rev. X* **6**, 041039 (2016).
- [12] Fabian Böttcher, Matthias Wenzel, Jan-Niklas Schmidt, Mingyang Guo, Tim Langen, Igor Ferrier-Barbut, Tilman Pfau, Raúl Bombín, Joan Sánchez-Baena, Jordi Boronat, and Ferran Mazzanti, “Dilute dipolar quantum droplets beyond the extended gross-pitaevskii equation,” *Phys. Rev. Res.* **1**, 033088 (2019).
- [13] L. Tanzi, E. Lucioni, F. Famà, J. Catani, A. Fioretti, C. Gabbanini, R. N. Bisset, L. Santos, and G. Modugno, “Observation of a dipolar quantum gas with metastable supersolid properties,” *Phys. Rev. Lett.* **122**, 130405 (2019).
- [14] Fabian Böttcher, Jan-Niklas Schmidt, Matthias Wenzel, Jens Hertkorn, Mingyang Guo, Tim Langen, and Tilman Pfau, “Transient supersolid properties in an array of dipolar quantum droplets,” *Phys. Rev. X* **9**, 011051 (2019).
- [15] L. Chomaz, D. Petter, P. Ilzhöfer, G. Natale, A. Trautmann, C. Politi, G. Durastante, R. M. W. van Bijnen, A. Patscheider, M. Sohmen, M. J. Mark, and F. Ferlaino, “Long-lived and transient supersolid behaviors in dipolar quantum gases,” *Phys. Rev. X* **9**, 021012 (2019).
- [16] L. Tanzi, S. M. Roccuzzo, E. Lucioni, F. Famà, A. Fioretti, C. Gabbanini, G. Modugno, A. Recati, and S. Stringari, “Supersolid symmetry breaking from compressional oscillations in a dipolar quantum gas,” *Nature* **574**, 382–385 (2019).
- [17] Mingyang Guo, Fabian Böttcher, Jens Hertkorn, Jan-Niklas Schmidt, Matthias Wenzel, Hans Peter Büchler, Tim Langen, and Tilman Pfau, “The low-energy goldstone mode in a trapped dipolar supersolid,” *Nature* **574**, 386–389 (2019).
- [18] L. Tanzi, J. G. Maloberti, G. Biagioni, A. Fioretti, C. Gabbanini, and G. Modugno, “Evidence of superfluidity in a dipolar supersolid from nonclassical rotational inertia,” *Science* **371**, 1162–1165 (2021).
- [19] Matthew A. Norcia, Claudia Politi, Lauritz Klaus, Elena Poli, Maximilian Sohmen, Manfred J. Mark, Russell N. Bisset, Luis Santos, and Francesca Ferlaino, “Two-dimensional supersolidity in a dipolar quantum gas,” *Nature* **596**, 357–361 (2021).
- [20] Giulio Biagioni, Nicolò Antolini, Aitor Alaña, Michele Modugno, Andrea Fioretti, Carlo Gabbanini, Luca Tanzi, and Giovanni Modugno, “Dimensional crossover in the superfluid-supersolid quantum phase transition,” *Phys. Rev. X* **12**, 021019 (2022).
- [21] Maximilian Sohmen, Claudia Politi, Lauritz Klaus, Lauriane Chomaz, Manfred J. Mark, Matthew A. Norcia, and Francesca Ferlaino, “Birth, life, and death of a dipolar supersolid,” *Phys. Rev. Lett.* **126**, 233401 (2021).
- [22] J. Sánchez-Baena, C. Politi, F. Maucher, F. Ferlaino, and T. Pohl, “Heating a dipolar quantum fluid into a solid,” *Nature Communications* **14**, 1868 (2023).
- [23] J. Sánchez-Baena, T. Pohl, and F. Maucher, “Superfluid-supersolid phase transition of elongated dipolar bose-einstein condensates at finite temperatures,” *Phys. Rev. Res.* **6**, 023183 (2024).
- [24] Liang-Jun He, Juan Sanchez-Baena, Fabian Maucher, and Yong-Chang Zhang, “Accessing elusive two-dimensional phases of dipolar bose-einstein condensates by finite temperature,” (2024), arXiv:2410.19260 [cond-mat.quant-gas].
- [25] Mingwu Lu, Nathaniel Q. Burdick, Seo Ho Youn, and Benjamin L. Lev, “Strongly dipolar bose-einstein condensate of dysprosium,” *Phys. Rev. Lett.* **107**, 190401 (2011).
- [26] K. Aikawa, A. Frisch, M. Mark, S. Baier, A. Rietzler, R. Grimm, and F. Ferlaino, “Bose-einstein condensation of erbium,” *Phys. Rev. Lett.* **108**, 210401 (2012).
- [27] E. Aybar and M. Ö. Oktel, “Temperature-dependent density profiles of dipolar droplets,” *Phys. Rev. A* **99**, 013620 (2019).
- [28] S. F. Öztürk, Enes Aybar, and M. Ö. Oktel, “Temperature dependence of the density and excitations of dipolar droplets,” *Phys. Rev. A* **102**, 033329 (2020).
- [29] See the appendix at [URL], which additionally includes

Refs. [6, 22, 27, 28, 31].

- [30] Aristeu R P Lima and Axel Pelster, “Quantum fluctuations in dipolar Bose gases,” *Physical Review A* **84**, 041604–4 (2011).
- [31] A. R. P. Lima and A. Pelster, “Beyond mean-field low-lying excitations of dipolar bose gases,” *Phys. Rev. A* **86**, 063609 (2012).