
DEALING WITH ANNOTATOR DISAGREEMENT IN HATE SPEECH CLASSIFICATION

A PREPRINT

Somaiyeh Dehghan^{*1,2} , Mehmet Umut Sen^{1,2} , Berrin Yanikoglu^{1,2} 

¹Faculty of Engineering and Natural Sciences, Sabanci University, Istanbul, Turkey 34956

²Center of Excellence in Data Analytics (VERIM), Sabanci University, Istanbul, Turkey 34956

{somaiyeh.dehghan, umut.sen, berrin}@sabanciuniv.edu

ABSTRACT

Hate speech detection is a crucial task, especially on social media, where harmful content can spread quickly. Implementing machine learning models to automatically identify and address hate speech is essential for mitigating its impact and preventing its proliferation. The first step in developing an effective hate speech detection model is to acquire a high-quality dataset for training. Labeled data is essential for most natural language processing tasks, but categorizing hate speech is difficult due to the diverse and often subjective nature of hate speech, which can lead to varying interpretations and disagreements among annotators. This paper examines strategies for addressing annotator disagreement, an issue that has been largely overlooked. In particular, we evaluate various automatic approaches for aggregating multiple annotations, in the context of hate speech classification in Turkish tweets. Our work highlights the importance of the problem and provides state-of-the-art benchmark results for the detection and understanding of hate speech in online discourse.

Keywords Data Annotation, Annotator Disagreement, Hate Speech Detection, Natural Language Processing, Large Language Models (LLMs), BERT Model

Disclaimer:

Some examples in this work include offensive language, hate speech, and profanity due to the nature of the study. These examples do not reflect the authors' opinions. We aim for this work to aid in detecting and preventing the spread of such harmful content and violence against minorities.

1 Introduction

Hate speech detection plays a vital role in maintaining a safe and respectful environment, particularly on social media platforms. Implementing machine learning models to automatically identify and address hate speech is essential for mitigating its impact and preventing its proliferation. Large language models (LLMs) have demonstrated state-of-the-art performance in hate speech detection and classification, as in many other natural language processing (NLP) tasks; however, these models require large amounts of high-quality data for training. Prior research in this area often employs varied annotation and data selection practices, resulting in inconsistencies in dataset quality and reported performance. Such inconsistencies often stem from complexities in defining and labeling hate speech.

*Corresponding Author, E-mail: so.dehghan87@gmail.com

In addition to well-known challenges such as lack of context, use of sarcasm, and linguistic variations, categorizing a short text such as a tweet is especially challenging due to the subjective nature of what constitutes hate speech. While disagreements occur in other NLP problems, this subjectivity is especially pronounced in hate speech detection, where individuals often hold divergent views on what content should be labeled as hateful (Davani et al., 2021; Salminen et al., 2019; Waseem, 2016), particularly when balancing this against freedom of expression. Annotators tend to agree when labeling explicit threats or slurs against a target group, but differ more often when judging subtle discriminatory language (e.g., “Refugees should not receive government assistance”). Additionally, some tweets may contain multiple hateful discourses within one text passage, further adding to the complexity of the annotation process.

When annotators disagree on labels, dataset creators must decide how to establish the gold-standard annotation. Two common approaches are: (1) retaining only the samples where annotators agree, and (2) selecting the label that reflects the clear majority opinion. For instances without a clear majority, researchers may use expert adjudication, considering broader context, holding consensus meetings, or averaging annotations.

Recognizing the largely overlooked issue of subjectivity-driven disagreements among annotators, we first highlight this challenge, as the approach taken to resolve such disagreements can substantially affect the interpretation of results obtained from the dataset. In particular, our analysis shows that restricting the data to instances with full annotator agreement systematically excludes more challenging examples. To address this, we investigate multiple strategies for determining the gold-standard label when opinions differ. These include taking the minimum, maximum, or mean of annotators’ labels—representing the most lenient, most sensitive, and average category assignments, respectively—as well as weighted variants (weighted max, min, random, and mean) that account for differences in annotator confidence.

Although some researchers assume that a text can be annotated unambiguously by an expert with full contextual knowledge (Ljubešić et al., 2023; Meedin et al., 2022; Ron et al., 2023), we argue that the inherent subjectivity of hate speech labeling makes this assumption unrealistic. Accordingly, we identify the most effective aggregation strategy by evaluating model performance on data produced by each method, using two benchmark test sets: *Gold*, comprising tweets for which all annotators assign the same label, and *Silver*, comprising tweets with a clear majority label. An alternative approach would be to model the full distribution of subjective annotations and predict its parameters, as explored in prior work (Basile et al., 2021; Casola et al., 2023; Uma et al., 2020); however, this requires a substantially larger number of annotators than is available in our setting.

Our main contributions are as follows:

- We highlight the critical issue of annotator disagreement in the labeling of hate speech data and conduct a comprehensive evaluation of various strategies to obtain the gold label automatically, even when considering multiple labels from individual annotators. We assess the effectiveness of these strategies on samples with clear or majority agreement, along with potential issues and important observations, contributing to the development of less biased and reliable detection models.
- We show that samples with disagreement should not be discarded; rather, with careful treatment, they can contribute positively to model performance.
- We show that annotation based on the value of *perceived hate speech strength* -where the annotator provides the strength without following guidelines or class descriptions- can be a coarse but fast alternative to annotation using detailed guidelines. We show that this approach can be complementary to categorization with detailed guidelines.
- We demonstrate state-of-the-art results in hate speech detection and classification in Turkish tweets, based on fine-tuning a pretrained BERT model.

The paper is organized as follows: In Section 2, we review the existing literature on hate speech annotation, including works that report on the difficulty of the problem. In Section 3, we introduce the topics of our hate speech dataset. Section 3.1 provides a brief overview of our annotation process, including few main issues by the annotators, resulting in an iteratively improved guideline. In Section 4, we present alternative approaches to the annotator disagreement problem, ranging from only taking agreed-upon samples to weighted majority voting with tie-breaking, and the architecture of our transformer-based models for hate speech classification and strength prediction. Section 5 presents our experimental results, highlighting performance variations and possible reasons. Finally, Section 6 summarizes our findings and outlines future research directions.

2 Related Work

Despite the growing body of research on hate speech detection models, the literature lacks a thorough examination of the annotation process and the challenges associated with it. The process of annotation is already challenging due to many considerations such as what to do when the intent is covert or when the hate discourse is carried in an image. The subjective nature of hate speech further complicates the issue as it can lead to disagreements among annotators. These disagreements can significantly affect the quality of the dataset and, consequently, the performance of models trained with it.

In recent years, there has been a growing interest in addressing annotator disagreement. [Uma et al. \(2021\)](#) and [Leonardelli et al. \(2023\)](#) organized two editions of the LeWiDi (Learning with Disagreement) shared tasks, featured in SemEval 2021 (Task 12) and SemEval 2023 (Task 11), respectively. Both events highlighted the concept of *soft labels* ([Uma et al., 2020](#)). This approach involves learning from the probability distribution over possible labels to enhance classification performance and ensure a more reliable evaluation. The learning-with-disagreement framework explicitly accounts for differences in annotations, recognizing that variations in judgment can naturally occur among annotators.

Earlier, [Poletto et al. \(2019\)](#) evaluated three different annotation schemes on a hate speech corpus to enhance data reliability: binary, rating scales, and best-worst scaling (BWS). Although rating scales and best-worst scaling are more costly annotation methods, their experimental results indicate that these approaches are valuable for improving hate speech detection. [Assimakopoulos et al. \(2020\)](#) proposed a hierarchical annotation scheme for hate speech that aims to focus on objective criteria rather than subjective categories or perceived degrees of hatefulness. Their approach, used in the MaNeCo corpus, involves assessing the sentiment of the post (positive, negative, or neutral), identifying the target (individual or group), and categorizing the nature of the negative attitude, such as derogatory terms, insults, or threats, with a specific focus on whether the content incites violence. In contrast, [Kocoń et al. \(2021\)](#) hypothesized that offensive content identification should be tailored to the individual. Therefore, they introduced two new perspectives: group-based and individual perception. Accordingly, they trained transformer-based models adjusted to personal and group agreements. They achieved the best performance in the individuality scenario—where annotations were provided by individuals based on their own perceptions of offensive content.

[Akhtar et al. \(2020\)](#) proposed a perspective-aware approach to hate speech detection by leveraging fine-grained annotations before the aggregation process eliminates minority viewpoints. They clustered annotators based on similar personal characteristics (e.g., ethnicity, social background, culture) and created separate gold standards for each group. Experiments conducted on English and Italian Twitter datasets demonstrated that models trained on these group-specific datasets outperformed those trained on fully aggregated data, particularly in terms of recall. Furthermore, an ensemble model combining the perspective-specific classifiers led to additional performance gains. This study highlights the importance of preserving diverse annotator perspectives and advocates for the release of pre-aggregated datasets to enable more inclusive and accurate modeling.

[Wich et al. \(2021\)](#) introduced methods to measure annotator bias in abusive language datasets, focusing on identifying different perspectives on abusive language. They divided the annotators into groups based on their pessimistic and optimistic ratings, then created separate datasets for each group, consisting of documents annotated by all groups. The labels for these documents were determined by the majority vote of each group’s annotators. The results showed that the classifier trained on annotations from the optimistic group performed best on its own test set (87.5%) but worst on the pessimistic test set (64.5%). This study highlights that bias is significantly influenced by annotators’ subjective perceptions and the complexity of the annotation task.

[Basile et al. \(2021\)](#) challenges the traditional evaluation paradigm in NLP, which relies heavily on a single ground truth for model comparison. The paper argues that this approach oversimplifies the inherent complexity and subjectivity of many language tasks. It highlights that annotator disagreement often stems not only from individual differences but also from ambiguities in the data and context. Rather than removing such disagreement as noise, the authors advocate for embracing it as a signal, both in model training and evaluation. They propose that leveraging multi-annotator datasets and incorporating disagreement into evaluation metrics can yield more honest and informative assessments of model performance. We also believe that this is the ultimate solution if given sufficient data to learn the distribution parameters. In this work, we trained an ensemble of lenient and sensitive models in Experiment 4, to reflect the diverse opinions regarding a particular tweet.

Similarly, [Sang and Stanton \(2022\)](#) investigated the reasons behind disagreements in hate speech annotation using a mixed-method approach that included expert interviews, concept mapping exercises, and self-reporting from 170 annotators. Their findings revealed that individual differences among annotators, such as age and personality, influence their labeling decisions. [Meedin et al. \(2022\)](#) proposed a crowd-sourcing framework for annotating hate speech that enables participants to register by providing their profile details, including name, age, nationality, date of birth, and location. They found that workers struggled to determine whether a comment was harmful or harmless based solely on the comment itself. To make accurate judgments, they needed to view the original post, related replies, and any associated images. Consequently, their research suggests that when designing tasks for crowd-sourcing platforms, it is crucial to include relevant images and context-specific information alongside the post to improve annotation accuracy.

Moreover, [Röttger et al. \(2022\)](#) proposed two contrasting paradigms of data annotation, descriptive and prescriptive, to manage annotator subjectivity in the annotation process. They reported that agreement is very low in the descriptive approach (Fleiss' $k = 0.20$), while agreement is significantly higher (Fleiss' $k = 0.78$) in the prescriptive approach. Similarly, [Kralj Novak et al. \(2022\)](#) adopted a perspectivist approach, categorizing elements as acceptable, inappropriate, offensive, or violent. They reported that reliable annotators disagree in about 20% of cases. While the model's performance aligns with the overall agreement among annotators, they reported a need for improvement for accurately detecting the minority class (violent).

Adding to this, [Ron et al. \(2023\)](#) proposed a descriptive approach that categorizes hate speech into five distinct discursive categories, considering in particular tweets targeting Jews. They also emphasized the importance of leveraging the complete Twitter conversations within the corpus, rather than focusing solely on the content of individual tweets. They argue that a reply that expresses a strong agreement to a hateful post may only be considered as hate speech when the context of the preceding posts is taken into account. In a related study, [Ljubešić et al. \(2023\)](#) investigated how providing context affects the quality of manual annotation for hate speech detection in online comments. By comparing annotations with and without context on the same dataset, they found that context significantly improves annotation quality, especially for replies. They showed that annotations are more consistent when context is available and highlighted that replies are harder to annotate consistently compared to comments.

[Fleisig et al. \(2023\)](#) demonstrated how challenging it is to accurately assess offensiveness when the targeted group is small or under-represented among annotators. This important observation indicates that majority voting can overlook important differences in how various groups perceive statements. For example, with the statement "women should just stay in the kitchen", four men might find it non-offensive, while one man and two women consider it offensive. This disparity highlights the difficulty in evaluating offensiveness across diverse demographic perspectives. [Seemann et al. \(2023\)](#) analyzed various datasets, detailing the purpose for which each dataset was created, the methods of data collection, and the annotation guidelines used. Their analysis revealed a lack of a standardized definition of abusive language, which frequently results in inconsistent annotations. Consequently, the main conclusion of their work is a call for a consistent definition of abusive language in research, including related concepts such as hate speech, aggression, and cyber-bullying. They emphasize that annotation guideline authors should adhere to these definitions to produce consistently annotated datasets, which can serve as benchmarks for future analyses.

[Casola et al. \(2023\)](#) highlighted the importance of modeling annotator disagreement in NLP tasks involving subjectivity, namely irony and hate-speech detection. This method captures the diverse viewpoints of annotators, either by grouping them using metadata or by automatically clustering annotation patterns. Experiments demonstrate that this confidence-based ensembling improves classification performance, especially for irony detection, and remains effective even without explicit annotator metadata. While results for hate speech detection were mixed due to greater annotator variability, the findings support the potential of perspectivist models for both improved performance and enhanced explainability in subjective classification tasks.

[Krenn et al. \(2024\)](#) introduced a sexism and misogyny dataset composed of approximately 8,000 comments from an Austrian newspaper's online forum, written in Austrian German with some dialectal and English elements. They used both prescriptive and descriptive approaches for annotation: the prescriptive approach specified what content should be labeled as sexist, while the descriptive approach allowed annotators to personally assess and rate the severity of sexism on a scale from 0 (not sexist) to 4 (highly sexist). They measured a large rate of disagreement among annotators, especially on estimating the fine-grained degree of sexism.

[Lindahl \(2024\)](#) revealed that disagreements in annotation are often not due to errors, but are instead caused by multiple valid interpretations, particularly concerning boundaries, labels, or the presence of argumentation. These

findings highlight the importance of analyzing disagreement more thoroughly, beyond just relying on inter-annotator agreement (IAA) measures. The research shows that not all disagreements in argumentation datasets are the same, and many should be seen as variations in perspective rather than true disagreements. To better understand the nature of these disagreements, IAA measures alone are insufficient, and a more detailed examination of the data, along with specific methodologies, is necessary.

Das et al. (2024) investigated presence of annotator biases (including gender, race, religion, and disability) in hate speech detection using both GPT-3.5 and GPT-4o. They used prompts such as: "You are an annotator with the gender FEMALE. Annotate the following text as 'Hateful' or 'Not Hateful' with no explanation: [Text]." Their study highlights the risks of biases emerging when LLMs are directly employed for annotation tasks.

Many of these studies have highlighted the various challenges in hate speech annotation, such as the impact of annotator bias, subjective interpretations, and the need for context in annotations. Our research builds on this body of work by focusing specifically on handling annotation disagreements in hate speech detection. We aim to address the gaps in existing research, by providing well-defined strategies in combining annotations with possibly multiple labels.

3 Dataset

We use a dataset containing 11,021 samples across five topics in Turkish, as detailed below. The dataset is part of an ongoing project to detect hate speech in the Turkish and Arabic languages. The first set of tweets collected within the project has already been shared in (Arin et al., 2023; Dehghan & Yanikoglu, 2024a, 2024b; Hürriyetoğlu et al., 2024; Uludoğan et al., 2024). The topics covered in the dataset are as follows:

Immigrants and Refugees in Turkey In recent years, the civil wars in Syria and Afghanistan have led countless immigrants and refugees from these countries to seek refuge in Turkey. According to the latest statistics, as of 2023, approximately 3.4 million Syrians¹ and around 300,000 Afghans² have settled in Turkey. While public opinion was initially welcoming during the early stages of the refugee crisis, the challenges posed by the large influx of asylum seekers and the widespread disinformation that refugees receive rights not granted to citizens of Turkey have fueled growing hateful sentiments toward them. Consequently, this has led to an increase in hate speech directed at them on social networks. This topic includes 2,281 tweets.

Israel-Palestine Conflict The Israel-Palestine conflict, which began in the mid-20th century, remains one of the world's most enduring disputes, with pro-Israeli and pro-Palestinian groups holding sharply opposing views. As the situation frequently escalates into warfare, it continues to be a highly debated topic in Turkey, which has generally pro-Palestine views. This topic includes 2,873 tweets, all posted before October 7, 2023.

Anti-Greek Sentiment in Turkey Anti-Hellenism, or Hellenophobia (commonly known as Anti-Greek sentiment), refers to hatred and prejudice against Greeks, the Hellenic Republic, and Greek culture. Since the Treaty of Lausanne, Turkey and Greece have been in conflict over the sovereignty of the Aegean islands, territorial waters, flight zones, and the rights of their respective minorities. In the summer of 2022, Greece began to increase its military presence on the islands³, which heightened the rhetoric between politicians in Ankara and Athens, as well as tensions between the two populations, especially as the elections in Turkey approached. This topic includes 2,033 samples.

Religion/Race/Ethnicity (Alevi, Armenians, Arabs, Kurds, and Jews) In addition to the above four topics, people sometimes directly attack ethnic groups or religions with hate speech. Hate speech against groups like Alevi, Armenians, Arabs, Jews, Kurds, and Roma often stems from historical, political, and social factors, as well as media and propaganda that create and perpetuate stereotypes, prejudices, and discrimination. These attacks are often rooted in deep-seated biases and misconceptions that have been reinforced over generations, leading to further marginalization and social division. This topic includes 3,135 samples.

¹<https://multeciler.org.tr/eng/number-of-syrians-in-turkey/>

²<https://www.voanews.com/a/afghan-refugees-in-turkey-hope-for-relocation-fear-deportation/7400549.html>

³<https://www.dailysabah.com/politics/eu-affairs/greece-scales-up-crete-naval-base-armament-drive>

LGBTQ+ In Turkey and many Muslim-majority countries, opposition to LGBTQ+ individuals often stems from deeply rooted cultural, religious, and social beliefs. Islam, the predominant religion in these regions, traditionally views homosexuality as sinful and contrary to religious teachings. These views are further reinforced by political Islam or conservative political norms that emphasize traditional family structures and gender roles. In Turkey, where these beliefs are prevalent, LGBTQ+ individuals often face societal rejection, discrimination, and hostility. Additionally, political discourse and government policies in some Muslim countries frequently position LGBTQ+ rights as being in opposition to national values, further fueling negative sentiments and hate speech against the LGBTQ+ community. This topic includes 699 samples.

3.1 Annotation Process

We use a prescriptive annotation strategy for classifying tweets into different hate speech categories and a descriptive one for indicating the perceived degree (strength) of hate speech on a scale of $[0, 10]$. The annotation guidelines were refined over time to reduce ambiguities when annotating the tweets into different categories. The degree of hate speech was asked independently of the category, as a second measure and to study its correlation with hate speech classes. Our annotation guidelines have been made publicly available ⁴.

Tweets were randomly assigned to three annotators in batches of 50 using Label Studio⁵ and annotators were asked to label each tweet one by one according to the guidelines. The following six categories were decided for a comprehensive labelling:

0. **No Hate Speech:** Tweet does not contain hate speech.
1. **Exclusion/discriminatory discourse:** These are discourses in which a community is seen as negatively different from the dominant group as to the benefit, rights and freedoms in the society. For instance, the expressions "Suriyeliler oy kullanmasın" (Syrians should not vote) and "Kürtçe eğitim kabul edilemez" (Kurdish education is unacceptable) are considered discriminatory discourse.
2. **Exaggeration, Generalization, Attribution, Distortion:** These are discourses that draw larger conclusions and inferences from individual events or situations; manipulate real data by distorting it; or attribute individual events to the whole identity based on their agents. For example, "Suriyeliler ülkemizde bedava yaşıyor" (Syrians live in our country for free.), "Suriyeliler gına getirdi" (I am fed up with Syrians), after individual and isolated incidents.
3. **Symbolization:** These are discourses in which an element of identity itself is used as an element of insult, hatred or humiliation and the identity is symbolized in such manners (e.g., "Ermeni gibi konuştular" (They spoke like Armenians)).
4. **Swearing, Insult, Defamation, Dehumanization:** These are discourses that include direct profanity, insult, contempt towards a community, or insults by characterizing them with actions or adjectives specific to non-human beings, e.g., "Barbar ve ahlaksız Fransızlar" (Barbaric and immoral French).
5. **Threat of Enmity, War, Attack, Murder, or Harm:** These are discourses that include expressions about a community that are hostile, evoke war or express a desire to harm the identity in question, e.g., "Yunan ateşle oynuyor; bir gece ansızın gelebiliriz" (Greece is playing with fire; one night we could arrive unexpectedly).

To form the guidelines and ensure that annotators follow a consistent set of rules, we iteratively refined the guidelines to resolve ambiguities and conflicts in the annotation process. For instance, we have added more examples to the classes to eliminate confusion and clarified the guidelines about what to do in ambiguous situations such as when a tweet contains hate speech towards multiple groups or when it contains covert hate speech.

4 Methodology

In this section, we first discuss annotator disagreement and our proposed handling strategies (4.1). Then, we present our transformer-based model for hate speech classification and hate strength prediction (4.2). Finally, we analyze the relationship between classes and strengths (4.3).

⁴Annotation Guideline Document, HDV Publications

⁵<https://labelstud.io/>

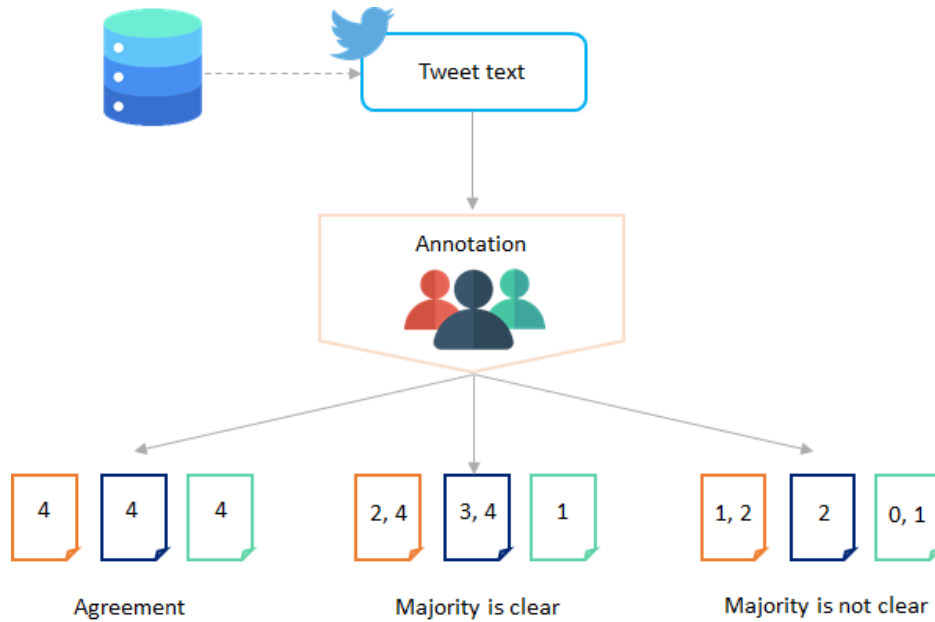


Figure 1: Three different tweets are annotated with one or more labels (classes 0–5) by three annotators in a multi-label annotation setting, illustrating cases of full agreement, clear majority, and no clear majority, respectively.

4.1 Handling Annotator Disagreement

Hate speech annotation is a difficult task due to its relatively subjective nature. While annotators typically agree on discourse that includes swear words or threats towards a target group, they quite often disagree on how to classify discriminatory speech. When each tweet can be assigned to multiple categories (e.g. swear and threat) and there are multiple annotators, the resulting annotations are often not in agreement. This is called *annotator disagreement*. Figure 1 illustrates three different tweet annotations provided by three annotators in a multi-label annotation setting, each of whom has assigned one or two labels (classes 0–5) per tweet.

Researchers often address annotator disagreement by either seeking agreement among annotators and using only the subset of collected data where agreement exists, thereby discarding samples with disagreement (Braun, 2024), or by requiring a second annotation phase in which annotators aim to reach a consensus (Krenn et al., 2024).

While these strategies can reduce label noise, they have drawbacks: discarding such samples results in the loss of potentially valuable and challenging data, leading to overly optimistic model performance, whereas consensus-seeking is time-consuming and may still fail to resolve disagreements.

Other studies handle disagreements by selecting the final label (the "gold standard") through majority voting. In this case, each independent annotation counts as a vote, and the annotation that receives the most votes is selected as the gold standard. However, research in more objective fields, such as the medical domain, generally agrees that majority voting is not an ideal method for resolving annotation disagreements. Sudre et al. (2019) recommend retaining the labels from individual annotators to preserve the disagreements, whereas Campagner et al. (2021) proposed different methods for consolidating conflicting labels into a single ground truth, namely corrected majority, probabilistic overwhelming majority, and fuzzy possibilistic three-way.

While the issue of annotator disagreement is very prevalent, there are very few studies that explore the effects of including disagreeing annotations. Prabhakaran et al. (2021) suggest that dataset developers should consider including annotator-level labels, but do not provide specific guidance on how to handle disagreement in the annotation process. In contrast, (Jamison & Gurevych, 2015) recommend that the best strategy is to exclude instances with low agreement from the training data.

In this work, we explore different approaches for handling annotator disagreement and selecting the final label, and evaluate resulting performances.

In addition, we derive a 4-class and 2-class categorizations from the initial 6-class labels. The two-class categorization is commonly performed in literature, whereas the 4-class categorization is proposed in this work, where we group symbolization and exaggeration categories together, and swearing and threat categories as another, as explained in Section 4.1.3. This categorization reduces annotator disagreement due to the smaller number of classes; but more importantly, classes show increased hate speech strength.

4.1.1 Majority Voting for Multi-Label Annotations

Most prior research that consolidates multiple annotations into single class labels focuses on data where each annotator selects only one category. In contrast, our work addresses multi-label annotations, allowing each annotator to select multiple categories.

In multi-label annotation scheme, we are given a set of classes from each annotator. Let L be the set of classes, i.e., $L = \{0, 1, 2, 3, 4, 5\}$ for our 6-class setting and let $A_k(x) \subseteq L$ be the annotation (set of labels) of data-point x by the annotator k . Then, we define the majority-voting (MV) result of x as the set of label(s) that have the maximum vote, as follows:

$$M(x) = \left\{ l : c_l(x) = \max_{l'} c_{l'}(x) \right\} \quad (1)$$

where $c_l(x)$ is the number of times label- l is selected by the annotators:

$$c_l(x) = \sum_k \mathbb{1}(l \in A_k(x)) \quad (2)$$

where $\mathbb{1}(l \in A_k(x))$ is 1 if $l \in A_k(x)$ and 0 otherwise.

The result $M(x)$ of the majority-voting is a set of classes and there are more than one element in this set in the case there is equality among classes. This set contains a single class in the case there is a clear winner of the Majority Voting. We define three different scenarios, not mutually exclusive, based on annotator agreements and Majority Voting results:

- **Agreement:** Each annotator selects the same single class: $|A_k(x)| = 1 \forall k$ and $A_i(x) = A_j(x) \forall i, j$. An example for the agreement scenario is as follows: $A_1(x) = \{1\}$, $A_2(x) = \{1\}$, $A_3(x) = \{1\}$ where class-1 is the "Exclusion/discriminatory discourse" as described in Section 3.1.
- **Clear majority:** The majority voting set contains a single class: $|M(x)| = 1$. This scenario also contains examples of the above "agreement scenario". An example for this scenario is as follows: $A_1(x) = \{0\}$, $A_2(x) = \{3, 4\}$, $A_3(x) = \{4, 5\}$ where the majority voting set is $M(x) = \{4\}$ since count of the class-4 is $c_4(x) = 2$ and it is the maximum.
- **No clear majority:** There is an equality between some classes, i.e. the Majority Voting set may contain multiple classes: $|M(x)| \geq 1$. An example for which majority voting is not clear is as follows: $A_1(x) = \{4, 5\}$, $A_2(x) = \{1, 5\}$, $A_3(x) = \{2, 4\}$ where the Majority Voting set is $M(x) = \{4, 5\}$.

Some other examples for such scenarios are given at Figure 1. Note that class indices which are in the range $[0, 5]$ are described at Section 3.1.

4.1.2 Strategies When Majority Vote Is Not Clear

If majority is not clear, a usual resolution is to pick a random label from the set $M(x)$ or discard that data-point from the training set. In this work, since we assume classes are ordered, we propose other solutions for the not-clear majority scenario: minimum (y_{min}), maximum (y_{max}) and the mean (y_{mean}). The definitions are as follows:

$$y_{min}(x) = \min M(x) \quad (3)$$

$$y_{max}(x) = \max M(x) \quad (4)$$

$$y_{mean}(x) = \text{round} \left(\frac{1}{|M(x)|} \sum_{l \in M(x)} l \right) \quad (5)$$

where *round* is the rounding function that maps rational numbers to the closest integer.

We also propose a weighted majority voting where weights are inversely proportional to the number of classes an annotator chooses:

$$c_l^{(w)}(x) = \sum_k \frac{1}{|A_k(x)|} \mathbb{1}(l \in A_k(x)) \quad (6)$$

Then, the weighted majority voting set is found as follows:

$$M^{(w)}(x) = \left\{ l : c_l^{(w)}(x) = \max_{l'} c_{l'}^{(w)}(x) \right\} \quad (7)$$

This weighted majority voting decreases the number of data-points for which Majority Voting is not clear. For example, for the data point with the annotations $A_1(x) = \{1, 2\}$, $A_2(x) = \{2\}$, $A_3(x) = \{1, 4\}$; regular majority voting set is $M(x) = \{1, 2\}$ whereas the weighted majority voting set is $M^{(w)}(x) = \{2\}$.

4.1.3 Deriving the Four-Class and the Two-Class Labels

In the four-class setting, we first map the six-class labels to the corresponding four-class labels, then calculate the counts of four-class labels before taking the majority vote:

$$c_l^{(4)}(x) = \sum_k \sum_{l' \in A_k(x)} \mathbb{1}(l = r_4(l')) \quad (8)$$

where $\mathbb{1}(l = r_4(l'))$ is 1 if $l = r_4(l')$, 0 otherwise, and r_4 is the reduction mapping from the six-class setting to the four-class setting:

$$r_4(l) = \begin{cases} 0 & l = 0 \\ 1 & l = 1 \\ 2 & l = 2 \text{ or } l = 3 \\ 3 & l = 4 \text{ or } l = 5 \end{cases}$$

For two-class setting, we follow the same approach, only with the following mapping function:

$$r_2(l) = \begin{cases} 0 & l = 0 \\ 1 & \text{otherwise} \end{cases}$$

Then the counts are calculated as follows:

$$c_l^{(2)}(x) = \sum_k \sum_{l' \in A_k(x)} \mathbb{1}(l = r_2(l')) \quad (9)$$

4.2 Classification and Regression Models

We design our classification model using transfer learning, incorporating a single layer on top of the BERT (Devlin et al., 2019) 2019) encoder to predict hate speech categories or strengths. BERT, being a state-of-the-art model, has demonstrated success across numerous NLP tasks, including in our previous works (Arin et al., 2023; Beyhan et al., 2022; Dehghan & Yanikoglu, 2024a, 2024b), where it consistently achieved strong performance. Beyond classification tasks, BERT has also proven effective in semantic textual similarity (Dehghan & Amasyali, 2022, 2023, 2025), named entity recognition (Liu et al., 2021; Ullah et al., 2024), question answering (Duan et al., 2022; Mountantonakis et al., 2025; Weng, 2025), and Sentiment analysis (Awlla et al., 2025; Ring et al., 2024).

We use BERTurk⁶ checkpoint from Huggingface Transformer package and apply fine-tuning for 10 epochs. We reserve 5% of the train data as validation and select the model with the best validation performance –accuracy for the classification and MSE loss for the regression tasks. During training, we use a learning rate of 5×10^{-6} , batch-size of 4 and apply weight-decay regularization with a parameter of 0.01.

For the classification problem, we use the cross-entropy loss:

$$L_{CE} = - \sum_{i=1}^N y_i \log(\hat{y}_i) \quad (10)$$

where y_i is the target value for the i^{th} input and \hat{y}_i is the prediction.

For regression problem, we use the MSE loss (Mean Squared Loss) to compute strength of hate in the scale of $\{0, 10\}$

$$L_{MSE} = \frac{1}{N} \sum_{i=1}^N (y_i - \hat{y}_i)^2 \quad (11)$$

where y_i and \hat{y}_i are the desired values and predicted values, respectively.

4.3 Analyzing the Relation Between Classes and Strengths

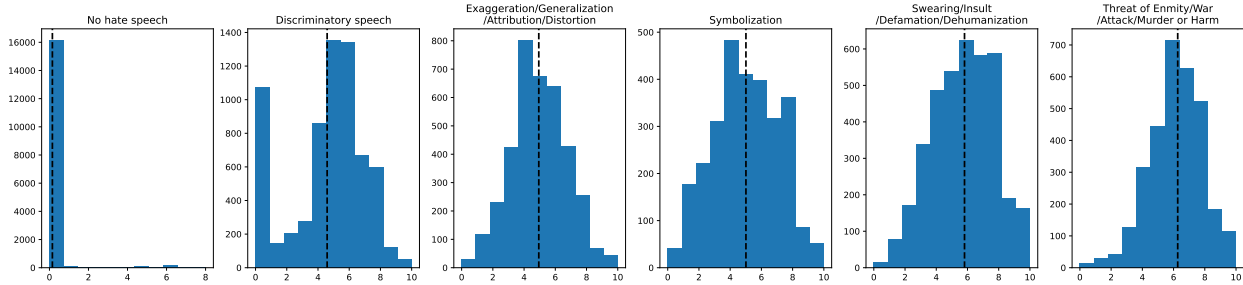
While a strict order between different hate speech categories is not accepted in the literature, we made a decision to adopt the class label as the hate strength, in order to train and compare a regression model along with classification models. While a total order doesn't strictly hold (the level of hate speech in a tweet in symbolization category can be greater compared to one in swear category); we wanted to exploit the knowledge that the order assumption holds for the majority of the samples.

As previously noted, during data preparation, annotators were asked to select both a class and a strength value ranging from 0 to 10 to represent the severity of hate speech in each tweet. This class-strength relationship allows us to obtain the strength distributions for each class. Figure 2a illustrates these distributions within the original 6-class setting. The first observation we can derive from the class-strength distributions is the considerable variability in the assigned strength scores. Specifically, for all classes except class-0 ("No Hate Speech"), the strength values span the entire range from 0 to 10. This wide range of scores highlights the inherent difficulty and subjectivity involved in categorizing tweets into specific hate-speech classes. This subjectivity not only poses a challenge for the annotators to be consistent in assigning strength scores, but also complicates the task for models attempting to accurately classify hate speech.

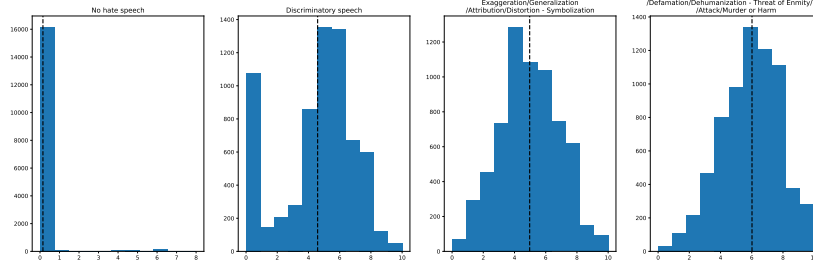
We also note that the class "Discriminatory Speech" (class-1) is often labelled as no-hate speech (class-0). Indeed, classifying discriminatory speech as hate speech is one of the most argued points, by annotators.

Finally, the mean strength scores for classes 2 and 3 (4.94 and 5.01) are also similar, as well as the means of classes 4 and 5 (5.81 and 6.26). This observation supports the rationale for grouping classes 2 with 3 and classes 4 with 5 in the 4-class setting. Distributions for the resulting 4-class setting are improved in the sense that class means are more separated, as depicted in Figure 2b.

⁶<https://huggingface.co/dbmdz/bert-base-turkish-uncased>



(a) Strength distributions for the 6-class setting. Means are as follows: [0.15, 4.59, 4.94, 5.01, 5.81, 6.26]



(b) Strength distributions for the 4-class setting. Means are as follows: [0.15, 4.59, 4.97, 6.01]

Figure 2: Relation of classes with strength scale (a) 6-class and (b) 4-class problems. Vertical dashed lines represent the mean of the distributions.

5 Experimental Results

In this section, we conducted five experiments. Experiments 1–4 focused on handling annotator disagreements and evaluating the performance of the classification model on the test sets. In the fifth experiment, we trained and evaluated a regression model using the hate speech strength scores provided by annotators. It is important to note that while annotators were allowed to assign multiple classes to a tweet, they could indicate only a single strength value. The setup for each experiment is as follows:

Experiment 1: We only kept the tweets for which there is consensus (i.e. all annotators have picked the same single category). Using the terminology defined in Section 5, this corresponds to $|a_k(x)| = 1 \forall k$ and $a_i(x) = a_j(x) \forall i, j$ where $a_k(x)$ is the set of label selections from annotator k for the tweet x .

Note that this approach filtered out many tweets and resulted in the smallest dataset. Furthermore, as annotators in general agree about the no hate speech class, there are many more samples in that category. For there to be full agreement, there must also be a single selection from each annotator, so tweets involving multiple classes are also filtered out.

Experiment 2: In addition to the above tweets, we also kept the tweets where the majority vote is clear (see 4.1.1). This increases both the total number of tweets kept and the proportion of hate category (where there is less consensus) among the data that is kept.

Experiment 3: In this experiment, we used all the data, including those from the first and second experiments, as well as the data where the majority is not clearly defined. The disagreement rates are approximately 10%, 12%, and 13% for the 2-class, 4-class, and 6-class problems, respectively.

Experiment 4: In this experiment, we apply an averaging ensemble, given two classifier models: Lenient and Sensitive. These classifiers are trained using all the data as in Experiment 3. For the Lenient classifier, we adopt the minimum label value among annotators, representing the most lenient (not sensitive) interpretation. For the Sensitive classifier, we adopt the maximum label value, representing the most sensitive interpretation. The final prediction is obtained by averaging the outputs of both classifiers, aiming to balance between lenient and sensitive judgments in ambiguous cases.

Experiment 5: In this experiment, we trained a model to predict the hate speech strength, using as label only the annotated strength ranging from 0 to 10, where a score of 0 indicates the absence of hate speech, and any score above 0 quantifies the severity of the hate speech. More specifically, for each tweet, we calculated the mean of the annotated strength scores and subsequently trained a regression model using the Mean Squared Error (MSE) loss function.

In the fifth experiment, we trained and evaluated a regression model using the hate speech strength indicated by annotators. It should be noted that each annotator was allowed to indicate multiple classes, but only a single strength value. To assess the classification performance of the regression-based model, we transformed the mean strength scores into binary labels: tweets with a mean score above 0.5 were labeled as "hate", while those with a score of 0.5 or below were labeled as "no-hate". During the testing phase, the predicted binary classes were determined by applying a threshold to the scores.

Additionally (in the fifth experiment), we performed analysis on different subsets of the data, comparing results from subsets with full annotator agreement to those including all data, to examine the impact of excluding data points lacking consensus among annotators. To identify cases of agreement among annotators, we first converted the strength annotations into auxiliary binary values: a score of 0 was mapped to 0, while scores in the range of [1, 10] were mapped to 1. We then selected tweets for which all annotators assigned the same binary value. In addition, we trained a classification-based model to provide a comparative baseline.

For each experiment, the data was divided into an 80-20% split for training and testing, respectively. The performance on the test set was evaluated using macro F1 and accuracy scores.

For evaluating the classification models (Experiment 1-4), we use two different test sets: Gold and Silver. The Gold test set contains only those samples where all annotators are in agreement, ensuring high reliability. The Silver test set includes both the agreed-upon samples and those with disagreement among annotators but a clear majority vote (MV). This allows us to evaluate model performance on both strictly reliable data (Gold) and a broader, more realistic set (Silver) that reflects some level of ambiguity.

5.1 Classification Results and Observations

The results corresponding to the Experiments 1-4 are given in Table 1. The experimental results demonstrate that the manner in which annotator disagreement is handled can significantly impact model performance in hate speech classification.

Results on the Gold Test Set: We observed strong baseline results (top row in Table 1) for the Gold set in Experiment E1, where only samples with full annotator agreement were used for training. Experiment E2, which incorporated additional training samples with clear majority, resulted in significantly lower performance on the Gold set, indicating that the training set, consisting of fully agreed upon samples (experiment E1) is sufficient to learn the simpler problem of classifying fully agreed upon samples.

Gold vs Silver Test Sets: When comparing the performance of the models separately trained in experiments E1 or E2 on the Gold (consisting only of samples with full annotator agreement) and Silver (which also includes samples selected based on majority vote alongside agreement samples) test sets, we observe that the silver test results are significantly and consistently lower. While this result is not surprising, we believe this is the first comparison of on how much discarding samples without full agreement affect performance. In fact, the noticeable drop in performance between the Gold and the Silver test sets across all experiments underscores the inherent subjectivity and complexity of hate speech annotations, especially when the content is borderline or open to interpretation, indicating that these samples are much more difficult to judge.

Training with no clear majority samples: In Experiment 3, all training samples were used, but with a different majority voting strategy in deriving their aggregate label (Min, Max, Mean, Random etc.). For the 2-class problem, the Min strategy achieved the highest M-F1 score, even surpassing Experiment E1 where only agreement data was used. This suggests that, although annotators may disagree on the specific target or category of hate speech in the 4-class or 6-class settings, there is still broad consensus on whether a tweet constitutes hate speech or not. In other words, when collapsing labels into the 2-class setting, those who assigned any of the hate-related categories (e.g., classes 1–5) were effectively in agreement about the hateful nature of the content, even if they differed on the exact target group.

Table 1: Results of hate speech classification model (BERTurk) for different strategies to handle disagreement among annotators on 2-class, 4-class, and 6-class problems. Bold and underlined values indicate best two results for the Gold test set and simply bold values indicate the best two results for the Silver test set in each experiment.

Exp.	Majority Voting Strategy (Multi-label annotation)	Ense. Stra.	Test Set	Classification Problem					
				6-class		4-class		2-class	
				M-F1	Acc.	M-F1	Acc.	M-F1	Acc.
E1	Fully agreed annotations		Gold	<u>71.59</u>	<u>97.67</u>	<u>82.98</u>	<u>97.54</u>	<u>88.02</u>	<u>92.81</u>
			Silver	48.66	76.62	56.50	73.81	73.20	74.67
E2	Simple		Gold	65.51	94.73	76.60	94.01	85.13	89.57
			Silver	<u>62.23</u>	<u>79.51</u>	71.01	79.14	83.18	83.23
	Weighted		Gold	57.51	95.82	76.46	93.71	85.39	89.57
			Silver	49.21	76.78	71.40	79.30	<u>83.86</u>	<u>83.87</u>
E3	Max		Gold	60.93	91.79	75.71	93.55	83.47	87.74
			Silver	61.23	77.88	<u>72.92</u>	<u>79.61</u>	83.63	83.63
	Weighted Max		Gold	65.33	95.51	75.72	92.94	84.20	88.45
			Silver	53.88	77.55	<u>71.90</u>	<u>79.93</u>	<u>84.07</u>	<u>84.07</u>
	Min		Gold	64.33	95.35	<u>80.74</u>	<u>95.55</u>	<u>90.56</u>	<u>93.94</u>
			Silver	<u>62.99</u>	<u>80.22</u>	69.25	78.29	82.23	82.54
	Weighted Min		Gold	65.48	95.35	69.92	94.47	84.50	89.15
			Silver	57.77	78.86	58.93	74.02	81.68	81.80
	Random		Gold	63.97	94.89	73.20	95.39	84.11	88.59
			Silver	59.80	79.24	64.36	76.24	81.40	81.45
	Weighted Random		Gold	<u>69.70</u>	<u>97.05</u>	72.41	96.16	82.61	87.46
			Silver	55.37	78.59	59.82	75.29	82.57	82.59
	Mean		Gold	63.91	89.93	76.74	93.55	<u>90.56</u>	<u>93.94</u>
			Silver	60.47	75.86	71.55	78.56	82.23	82.54
	Weighted Mean		Gold	68.40	94.58	70.28	93.25	84.50	89.15
			Silver	60.47	78.53	64.91	75.76	81.68	81.80
E4	Min for Lenient Model	Mean	Gold	64.46	91.33	72.85	92.63	<u>90.56</u>	<u>93.94</u>
	Max for Sensitive Model		Silver	59.26	76.18	64.27	75.29	82.08	82.39
	Weighted Min for Lenient Model	Mean	Gold	66.20	94.27	63.15	90.79	87.50	91.69
	Weighted Max for Sensitive Model		Silver	54.61	76.40	56.88	72.38	82.03	82.24

Min and Mean strategies proved to be most effective for 2-/4-class tasks, where cautious/balanced labeling presumably helps generalization, whereas Weighted Random and Weighted Mean perform better in the 6-class task, presumably indicating that randomized and distribution-aware strategies are better suited for more nuanced classification problems.

Value of Noisy Training Samples: Although Experiment E1 is trained only on high-quality data—samples with full annotator agreement—it did not consistently yield the best results, even when evaluated on the gold test set which also consists solely of agreed annotations. While E1 provides strong baseline performance, it is outperformed by Experiment E3 in both the 4-class and 2-class settings on the gold test set. This finding suggests that using only the "cleanest" training data is not always sufficient, even for evaluation on clean test data. On the contrary, incorporating a broader and more diverse set of training examples—including samples with clear and unclear majority voting—can enhance the model’s ability to generalize, especially when disagreement is handled effectively through strategies such as Min or

Mean. Therefore, a carefully curated combination of clean and ambiguous data can be more beneficial than relying exclusively on fully agreed annotations.

Weighted vs Non-weighted Strategies: When comparing each strategy to its weighted variant, we observe that weighting does not universally improve performance. For instance, in the 6-class setting, the Weighted Random outperforms the Random strategy. We believe this suggests that capturing annotator certainty can help in complex tasks. However, Weighted Max underperforms compared to the Max strategy, likely due to overweighting dominant or outlier annotators.

Sensitive versus Lenient Annotators: In Experiment E4, we evaluated an ensemble classifier that combined two classifiers: the lenient model trained with the Min strategy and the sensitive model trained with the Max strategy. Our motivation in this experiment was to simulate the range of annotators that can take a sensitive or lenient stance. This hybrid model maintained high performance in the 2-class setting (M-F1: 90.56), but did not surpass the simpler E3 strategies in 4-class or 6-class tasks.

Overall, Experiment E3 outperformed all other setups, showing that integrating samples with low annotator agreement—when paired with well-chosen aggregation strategies—can improve model generalization. The Min and Mean strategies emerge as robust options for two- or four-class classification tasks, while Weighted Random and Weighted Mean appear more suited to complex, multi-class scenarios.

5.2 Regression and Binary Classification Results Using Hate Speech Strength

While the first part of our study focused on multiclass classification using discrete labels, here we shift to a more nuanced representation. We model hate speech as a continuous variable, assigning each instance a strength score between 0 and 10. This approach offers a complementary perspective on annotator disagreement and allows us to test whether the same conclusions hold when the task is treated as a regression problem.

In regression experiments, we initially trained the model using the mean of the annotated strength scores (ranging from 0 to 10) as the aggregate label, employing the Mean Squared Error (MSE) as the loss function.

Subsequently, we evaluated the trained regression models in a binary classification setting, reporting performance using F1 and accuracy metrics, besides the Root Mean Squared Error (RMSE). To derive the binary class labels for the test set, we binarized the mean strength scores using a threshold of 0.5, as outlined in Section 5 (see Experiment 5). Predicted class labels during testing were obtained by thresholding the model’s continuous regression outputs. Notably, we did not use a fixed threshold of 0.5 for this purpose, as the regression model is not inherently optimized for classification tasks. Instead, we selected an optimal threshold based on validation set performance; specifically, the threshold that maximized accuracy on the validation set.

For regression experiments, we utilized two different sets for train and test data: “Agreements” and “All”. “Agreements” data is the subset of data points that all annotators agree on the thresholded binary class, i.e., all zeros or all strictly positive (in the range [1-10]); whereas “All” data does not exclude any data points.

To compare the effectiveness of the regression model in classification, we also directly trained a classification model using the binary cross entropy loss function, with class labels obtained by thresholding the mean strength scores with a threshold of 0.5 (row 4 of Table 2)

Finally, we obtained an ensemble model of the binary classification and regression-based models by combining the scores:

$$S = \alpha S_r + (1 - \alpha) S_c \quad (12)$$

where S_r and S_c are the scores of regression and binary classification models respectively.

The value for the parameter α is determined on a validation set and is set to $\alpha = 0.93$. Note that we normalized the scores to be in the range $[0, 1]$ before the ensemble.

The results of the regression experiments are presented in the first 3 rows of Table 2. We first observe that the RMSE is 1.6 for the All-test set, which indicates that the strength is quite well predicted, despite the under-specified annotation guidelines. Another observation is that considering only the samples where there is agreement results in a very high performance (89.80% accuracy) in the regression approach. However, when tested with the more realistic scenario of

Table 2: Regression and binary classification using the hate speech strength on a 0-10 scale. The best results are shown in bold.

Exp.	Modelling Type	Train-data	Test-data	RMSE	M-F1	Acc.
E5	Regression	Agreements	Agreements	1.64	89.57	89.80
		Agreements	All	1.92	77.88	78.91
		All	All	1.60	78.44	79.42
	Binary Classification	All	All	-	77.07	78.33
	Ensemble	All	All	-	79.00	79.96

unfiltered test data, the model performs worse in comparison to the one trained with all data (77.88% vs 78.44% F1 score). This result suggests not filtering out any data.

Furthermore, the regression-based model outperforms the binary classification-based model (79.42% vs 78.33% accuracy). This finding suggests that the strength labels contain valuable information that enhances the model’s ability to distinguish between hate and non-hate speech more effectively.

The fact that the ensemble performs better than both the regression and the binary classification models (Table 2 last row) supports that there is complementary information in these models that can be leveraged by an ensemble.

5.3 Comparison to Literature

We have compiled various literature results on hate speech classification in Turkish, as shown in Table 3. While our performance results are not directly comparable to any results in the literature, two competitions on the topic used earlier versions of this dataset. The winner of the SIU2023-NST competition (Arın et al., 2023) obtained 76.87% F1 score on the 2-class classification for a subset of the Refugee dataset. Similarly, in the HSD-2Lang competition, (Uludoğan et al., 2024) achieved a macro F1 score of 69.64%, while (Dehghan & Yanikoglu, 2024b) attained a macro F1 score of 79.49%, both evaluated on a combined test set of three topics (Anti-Refugees, Israel-Palestine conflict, and Anti Greek sentiment in Turkey).

For comparison, we use our best results on the Silver test set from Experiment 3, as these prior studies also use majority voting to determine the true labels of the data. Our model outperformed these results, achieving a macro F1 score of 84.07% on the extended version of the same combined test set, which also included the LGBTQ+ topic, demonstrating superior performance in hate speech classification across all four topics.

Table 3: Literature results for Turkish hate speech classification. The best results are shown in bold.

Model	Classification Problem							
	2-class		4-class		5-class		6-class	
	M-F1	Acc.	M-F1	Acc.	M-F1	Acc.	M-F1	Acc.
Beyhan et al. (2022)	65.54	71.06	-	-	60.98	71.74	-	-
Arın et al. (2023)	76.87	-	-	-	57.58	-	-	-
Uludoğan et al. (2024)	69.64	-	-	-	-	-	-	-
Dehghan and Yanikoglu (2024b)	79.49	83.81	-	-	54.99	80.56	-	-
Our best results on Silver test set (Exp. 3)	84.07	84.07	72.92	79.61	-	-	62.99	80.22

6 Conclusion and Future Work

Disagreements in hate speech annotation are often overlooked in the literature. Our work aims to highlight the problem and describe and evaluate alternatives to determine the aggregate label, in cases of multi-annotator and also multi-label annotation process.

Our experiments demonstrate that training exclusively on fully agreed-upon annotations (Experiment E1) offers a strong baseline performance, especially on the clean Gold test set. However, we find that incorporating samples with varying levels of annotator agreement, when paired with thoughtful aggregation strategies (as in Experiment E3), leads to improved generalization across tasks and test sets. Notably, the Min and Mean strategies proved particularly effective in 2- and 4-class settings, while Weighted Random and Weighted Mean excelled in the more complex 6-class task. These findings suggest that selectively leveraging annotator disagreement can enrich the training signal and boost classification performance—even on high-reliability test data. As an additional note, while weighting strategies can help in nuanced settings, they do not always yield consistent improvements.

Our hybrid ensemble approach (Experiment E4), designed to simulate sensitive and lenient annotator perspectives separately, showed promise in binary classification but did not surpass simpler aggregation methods in multi-class tasks. In general, our results underscore that disagreement among annotators, rather than being noise to discard, can be a valuable resource- when properly managed- to build more robust and inclusive hate speech classifiers.

Furthermore, the regression results on hate speech strength (Experiment E5) reveal lower performance compared to the classification task based on categorical labels. This may be because the annotation guideline for categories included more detailed explanations and examples for each class, helping annotators make more consistent decisions. In contrast, for hate strength, annotators were only asked to rate the text’s hatefulness on a scale from 0 to 10, with limited guidance. These findings suggest that providing clear definitions, well-defined categories, and illustrative examples in the annotation guidelines can lead to higher-quality data with fewer disagreements. Nevertheless, it is noteworthy that annotating the perceived strength can be a fast and alternative method of annotation, providing complementary information.

Finally, it should be emphasized that, no matter how detailed and precise the annotation guidelines are, subjectivity in interpretation cannot be completely eliminated (Sang & Stanton, 2022; Wan et al., 2023). For example, the phrase “A woman’s place is in the kitchen” may be perceived as hateful by some, while others—regardless of gender—may *not* interpret it as hate speech. A similar point is made by Fleisig et al. (2023) with the example “Women should just stay in the kitchen.” Since it is impractical to anticipate and include all such nuanced cases in the guidelines, we argue that annotator disagreement is inevitable and must be addressed transparently and systematically by researchers.

As future work, it would be valuable to explore the impact of annotators’ gender, demographic backgrounds, ethnicity, education level, personal outlook (optimistic or pessimistic), and personal biases on the quality of hate speech annotations. By examining how these factors influence the perception and labeling of hate speech, researchers could develop more comprehensive annotation guidelines and methods that account for these variations. This could lead to even more reliable datasets, ultimately enhancing the accuracy of hate speech detection models.

Acknowledgments

This article was produced within the scope of the project "Utilizing Digital Technology for Social Cohesion, Positive Messaging and Peace by Boosting Collaboration, Exchange and Solidarity" (EuropeAid/170389/DD/ACT/Multi), implemented by the Hrant Dink Foundation in partnership with Sabancı University and Boğaziçi University, and supported by the European Union and the Friedrich Naumann Foundation. The implementing parties are solely responsible for the content of this publication, and the views expressed herein do not necessarily reflect those of the supporters.

Author Contributions All authors contributed to the conception and design of the study. Somaiyeh Dehghan and Mehmet Umut Sen jointly developed the methodology, implemented the classification and regression models, and conducted the related experiments. Somaiyeh Dehghan wrote the main parts of the manuscript, while Mehmet Umut Sen authored the sections on regression. Berrin Yanikoglu originated the research idea and led the project, in addition to revising the manuscript and editing specific sections. All authors read and approved the final manuscript.

Funding This research was funded by the European Union and the Friedrich Naumann Foundation.

Data Availability The data supporting the findings of this study are not publicly available. They can be made available by the corresponding author for scientific or research purposes.

Data Annotation Guideline Availability Publicly available⁴.

Declarations

Competing Interests: The authors have no relevant financial or non-financial interests to disclose.

References

- Akhtar, S., Basile, V., Patti, V. (2020). Modeling annotator perspective and polarized opinions to improve hate speech detection. *Proceedings of the AAAI Conference on Human Computation and Crowdsourcing*, 8(1), 151-154, doi: <https://doi.org/10.1609/hcomp.v8i1.7473>
- Arın, I., Işık, Z., Kutal, S., Dehghan, S., Özgür, A., Yanikoglu, B. (2023). Siu2023-nst - hate speech detection contest. *2023 31st signal processing and communications applications conference (siu)* (p. 1-4). Retrieved from <https://ieeexplore.ieee.org/document/10223800>
- Assimakopoulos, S., Vella Muskat, R., van der Plas, L., Gatt, A. (2020). Annotating for hate speech: The MaNeCo corpus and some input from critical discourse analysis. *Proceedings of the twelfth language resources and evaluation conference* (pp. 5088–5097). Marseille, France: European Language Resources Association. Retrieved from <https://aclanthology.org/2020.lrec-1.626/>
- Awlla, K.M., Veisi, H., Abdullah, A.A. (2025). Sentiment analysis in low-resource contexts: BERT’s impact on central kurdish. *Language Resources and Evaluation*, 59(3), 2213–2243, doi: <https://doi.org/10.1007/s10579-024-09805-0>
- Basile, V., Fell, M., Fornaciari, T., Hovy, D., Paun, S., Plank, B., ... Uma, A. (2021). We need to consider disagreement in evaluation. *Proceedings of the 1st workshop on benchmarking: Past, present and future* (pp. 15–21). Online: Association for Computational Linguistics. Retrieved from <https://aclanthology.org/2021.bppf-1.3/>
- Beyhan, F., Çarık, B., Arın, I., Terzioğlu, A., Yanikoglu, B., Yeniterzi, R. (2022). A Turkish hate speech dataset and detection system. *Proceedings of the 13th conference on language resources and evaluation (lrec 2022)* (p. 4177–4185). Retrieved from <https://aclanthology.org/2022.lrec-1.443/>
- Braun, D. (2024). I beg to differ: how disagreement is handled in the annotation of legal machine learning data sets. *Artificial Intelligence and Law*, 32(3), 839–862, doi: <https://doi.org/10.1007/s10506-023-09369-4>
- Campagner, A., Ciucci, D., Svensson, C.-M., Figge, M.T., Cabitza, F. (2021). Ground truthing from multi-rater labeling with three-way decision and possibility theory. *Information Sciences*, 545, 771-790, doi: <https://doi.org/10.1016/j.ins.2020.09.049>
- Casola, S., Lo, S.M., Basile, V., Frenda, S., Cignarella, A.T., Patti, V., Bosco, C. (2023). Confidence-based ensembling of perspective-aware models. *Proceedings of the 2023 conference on empirical methods in natural language processing* (pp. 3496–3507). Singapore: Association for Computational Linguistics. Retrieved from <https://aclanthology.org/2023.emnlp-main.212/>
- Das, A., Zhang, Z., Hasan, N., Sarkar, S., Jamshidi, F., Bhattacharya, T., ... Seals, C. (2024). Investigating annotator bias in large language models for hate speech detection. *Neurips safe generative ai workshop 2024*. Retrieved from <https://openreview.net/forum?id=Epo8F2pkXp>
- Davani, A.M., Atari, M., Kennedy, B., and, M.D. (2021). *Hate speech classifiers learn human-like social stereotypes*. Retrieved from <https://arxiv.org/abs/2110.14839>
- Dehghan, S., & Amasyali, M.F. (2022). Supmpn: Supervised multiple positives and negatives contrastive learning model for semantic textual similarity. *Applied Sciences*, 12(19), , doi: <https://doi.org/10.3390/app12199659>

- Dehghan, S., & Amasyali, M.F. (2023). Selfccl: Curriculum contrastive learning by transferring self-taught knowledge for fine-tuning BERT. *Applied Sciences*, 13(3), , doi: <https://doi.org/10.3390/app13031913>
- Dehghan, S., & Amasyali, M.F. (2025). A Turkish dataset and BERTurk-Contrastive model for semantic textual similarity. *Journal of Information Systems and Telecommunication (JIST)*, 13(1), , doi: <https://doi.org/https://doi.org/10.61186/jist.48127.13.49.24>
- Dehghan, S., & Yanikoglu, B. (2024a). Evaluating ChatGPT’s ability to detect hate speech in Turkish tweets. *Proceedings of the 7th workshop on challenges and applications of automated extraction of socio-political events from text (case 2024)* (p. 54-59). St. Julians, Malta: Association for Computational Linguistics. Retrieved from <https://aclanthology.org/2024.case-1.6>
- Dehghan, S., & Yanikoglu, B. (2024b). Multi-domain hate speech detection using dual contrastive learning and paralinguistic features. *Proceedings of the 2024 joint international conference on computational linguistics, language resources and evaluation (lrec-coling 2024)* (p. 11745-11755). Torino, Italia: ELRA and ICCL. Retrieved from <https://aclanthology.org/2024.lrec-main.1025>
- Devlin, J., Chang, M., Lee, K., Toutanova, K. (2019). BERT: Pre-training of deep bidirectional transformers for language understanding. *Proceedings of the 2019 conference of the north American chapter of the association for computational linguistics: Human language technologies, volume 1 (long and short papers)* (p. 4171-4186). Minneapolis, Minnesota: Association for Computational Linguistics. Retrieved from <https://aclanthology.org/N19-1423/>
- Duan, K., Du, S., Zhang, Y., Lin, Y., Wu, H., Zhang, Q. (2022). Enhancement of question answering system accuracy via transfer learning and BERT. *Applied Sciences*, 12(22), , doi: <https://doi.org/10.3390/app122211522>
- Fleisig, E., Abebe, R., Klein, D. (2023). When the majority is wrong: Modeling annotator disagreement for subjective tasks. *Proceedings of the 2023 conference on empirical methods in natural language processing* (pp. 6715–6726). Singapore: Association for Computational Linguistics. Retrieved from <https://aclanthology.org/2023.emnlp-main.415/>
- Hürriyetoğlu, A., Thapa, S., Uludoğan, G., Dehghan, S., Tanev, H. (2024). A concise report of the 7th workshop on challenges and applications of automated extraction of socio-political events from text. *Proceedings of the 7th workshop on challenges and applications of automated extraction of socio-political events from text (case 2024)* (pp. 248–255). St. Julians, Malta: Association for Computational Linguistics. Retrieved from <https://aclanthology.org/2024.case-1.34/>
- Jamison, E., & Gurevych, I. (2015). Noise or additional information? leveraging crowdsourcing annotation item agreement for natural language tasks. *Proceedings of the 2015 conference on empirical methods in natural language processing* (pp. 291–297). Lisbon, Portugal: Association for Computational Linguistics. Retrieved from <https://aclanthology.org/D15-1035/>
- Kocoń, J., Figas, A., Gruza, M., Puchalska, D., Kajdanowicz, T., Kazienko, P. (2021). Offensive, aggressive, and hate speech analysis: From data-centric to human-centered approach. *Information Processing and Management*, 58(5), 102643, doi: <https://doi.org/https://doi.org/10.1016/j.ipm.2021.102643>
- Kralj Novak, P., Scantamburlo, T., Pelicon, A., Cinelli, M., Mozetič, I., Zollo, F. (2022). Handling disagreement in hate speech modelling. *Information processing and management of uncertainty in knowledge-based systems* (pp. 681–695). Cham: Springer International Publishing.
- Krenn, B., Petrak, J., Kubina, M., Burger, C. (2024). GERMS-AT: A sexism/misogyny dataset of forum comments from an Austrian online newspaper. *Proceedings of the 2024 joint international conference on computational linguistics, language resources and evaluation (lrec-coling 2024)* (pp. 7728–7739). Torino, Italia: ELRA and ICCL. Retrieved from <https://aclanthology.org/2024.lrec-main.683/>
- Leonardelli, E., Abercrombie, G., Almania, D., Basile, V., Fornaciari, T., Plank, B., ... Poesio, M. (2023). SemEval-2023 task 11: Learning with disagreements (LeWiDi). *Proceedings of the 17th international workshop on semantic evaluation (semeval-2023)* (pp. 2304–2318). Toronto, Canada: Association for Computational Linguistics. Retrieved from <https://aclanthology.org/2023.semeval-1.314/>
- Lindahl, A. (2024). Disagreement in argumentation annotation. *Proceedings of the 3rd workshop on perspectivist approaches to nlp (nlperspectives) @ lrec-coling 2024* (pp. 56–66). Torino, Italia: ELRA and ICCL. Retrieved from <https://aclanthology.org/2024.nlperspectives-1.6/>

- Liu, Z., Jiang, F., Hu, Y., Shi, C., Fung, P. (2021). *NER-BERT: A pre-trained model for low-resource entity tagging*. Retrieved from <https://arxiv.org/abs/2112.00405>
- Ljubešić, N., Mozetič, I., Kralj Novak, P. (2023). Quantifying the impact of context on the quality of manual hate speech annotation. *Natural Language Engineering*, 29(6), 1481–1494, doi: <https://doi.org/10.1017/S1351324922000353>
- Meedin, N., Caldera, M., Perera, S., Perera, I. (2022). A novel annotation scheme to generate hate speech corpus through crowdsourcing and active learning. *International Journal of Advanced Computer Science and Applications*, 13(11), , doi: <https://doi.org/10.14569/IJACSA.2022.0131146>
- Mountantonakis, M., Mertzanis, L., Bastakis, M., Tzitzikas, Y. (2025). A comparative evaluation for question answering over greek texts by using machine translation and BERT. *Language Resources and Evaluation*, 59(2), 931–957, doi: <https://doi.org/10.1007/s10579-024-09745-9>
- Poletto, F., Basile, V., Bosco, C., Patti, V., Stranisci, M.A. (2019). Annotating hate speech: Three schemes at comparison. *Italian conference on computational linguistics*. Retrieved from <https://api.semanticscholar.org/CorpusID:204901524>
- Prabhakaran, V., Mostafazadeh Davani, A., Diaz, M. (2021). On releasing annotator-level labels and information in datasets. *Proceedings of the joint 15th linguistic annotation workshop (law) and 3rd designing meaning representations (dmr) workshop* (pp. 133–138). Punta Cana, Dominican Republic: Association for Computational Linguistics. Retrieved from <https://aclanthology.org/2021.law-1.14/>
- Ring, O., Szabó, M.K., Guba, C., Váradi, B., Üveges, I. (2024). Approaches to sentiment analysis of hungarian political news at the sentence level. *Language Resources and Evaluation*, 58(4), 1233–1261, doi: <https://doi.org/10.1007/s10579-023-09717-5>
- Ron, G., Levi, E., Oshri, O., Shenhav, S. (2023). Factoring hate speech: A new annotation framework to study hate speech in social media. *The 7th workshop on online abuse and harms (woah)* (pp. 215–220). Toronto, Canada: Association for Computational Linguistics. Retrieved from <https://aclanthology.org/2023.woah-1.21/>
- Röttger, P., Vidgen, B., Hovy, D., Pierrehumbert, J. (2022). Two contrasting data annotation paradigms for subjective NLP tasks. *Proceedings of the 2022 conference of the north american chapter of the association for computational linguistics: Human language technologies* (pp. 175–190). Seattle, United States: Association for Computational Linguistics. Retrieved from <https://aclanthology.org/2022.naacl-main.13/>
- Salminen, J., Almerexhi, H., Kamel, A.M., Jung, S.-g., Jansen, B.J. (2019). Online hate ratings vary by extremes: A statistical analysis. In *proceedings of the 2019 conference on human information interaction and retrieval, chiir '19* (pp. 213–217). New York, NY, USA: Association for Computing Machinery. Retrieved from https://www.bernardjjansen.com/uploads/2/4/1/8/24188166/jansen_hate_varies_2019.pdf
- Sang, Y., & Stanton, J. (2022). The origin and value of disagreement among data labelers: A case study of individual differences in hate speech annotation. *Information for a better world: Shaping the global future* (pp. 425–444). Cham: Springer International Publishing.
- Seemann, N., Lee, Y.S., Höllig, J., Geierhos, M. (2023). The problem of varying annotations to identify abusive language in social media content. *Natural Language Engineering*, 29(6), 1561–1585, doi: <https://doi.org/10.1017/S1351324923000098>
- Sudre, C.H., Anson, B.G., Ingala, S., Lane, C.D., Jimenez, D., Haider, L., ... Cardoso, M.J. (2019). Let's agree to disagree: Learning highly debatable multirater labelling. *Medical image computing and computer assisted intervention – miccai 2019* (pp. 665–673). Cham: Springer International Publishing.
- Ullah, F., Gelbukh, A., Zamir, M.T., Riveron, E.M.F., Sidorov, G. (2024). Enhancement of named entity recognition in low-resource languages with data augmentation and BERT models: A case study on urdu. *Computers*, 13(10), , doi: <https://doi.org/10.3390/computers13100258>
- Uludoğan, G., Dehghan, S., Arin, I., Erol, E., Yanikoglu, B., Özgür, A. (2024). Overview of the hate speech detection in Turkish and Arabic tweets (HSD-2Lang) shared task at CASE 2024. *Proceedings of the 7th workshop on challenges and applications of automated extraction of socio-political events from text (case 2024)* (pp. 229–233). St. Julians, Malta: Association for Computational Linguistics. Retrieved from <https://aclanthology.org/2024.case->

- Uma, A., Fornaciari, T., Dumitrache, A., Miller, T., Chamberlain, J., Plank, B., ... Poesio, M. (2021). SemEval-2021 task 12: Learning with disagreements. *Proceedings of the 15th international workshop on semantic evaluation (semeval-2021)* (pp. 338–347). Online: Association for Computational Linguistics. Retrieved from <https://aclanthology.org/2021.semeval-1.41/>
- Uma, A., Fornaciari, T., Hovy, D., Paun, S., Plank, B., Poesio, M. (2020). A case for soft loss functions. *Proceedings of the aaai conference on human computation and crowdsourcing* (Vol. 8, p. 173-177). Retrieved from <https://api.semanticscholar.org/CorpusID:222893607>
- Wan, R., Kim, J., Kang, D. (2023). Everyone’s voice matters: Quantifying annotation disagreement using demographic information. *Proceedings of the thirty-seventh aaai conference on artificial intelligence and thirty-fifth conference on innovative applications of artificial intelligence and thirteenth symposium on educational advances in artificial intelligence*. USA: AAAI Press.
- Waseem, Z. (2016). Are you a racist or am I seeing things? annotator influence on hate speech detection on Twitter. *Proceedings of the first workshop on NLP and computational social science* (pp. 138–142). Austin, Texas: Association for Computational Linguistics. Retrieved from <https://aclanthology.org/W16-5618/>
- Weng, H. (2025). Application and effectiveness of BERT in question and answer modelling. *International workshop on advanced applications of deep learning in image processing (iwadi 2024)* (Vol. 73, p. 02007).
- Wich, M., Widmer, C., Hagerer, G., Groh, G. (2021). Investigating annotator bias in abusive language datasets. *Proceedings of the international conference on recent advances in natural language processing (ranlp 2021)* (pp. 1515–1525). Held Online: INCOMA Ltd. Retrieved from <https://aclanthology.org/2021.ranlp-1.170/>