

# Deepfake Detection with Spatio-Temporal Consistency and Attention

Yunzhuo Chen  
The University of Western Australia  
Perth, Australia  
yunzhuo.chen@research.uwa.edu.au

Naveed Akhtar  
The University of Western Australia  
Perth, Australia  
naveed.akhtar@uwa.edu.au

Nur Al Hasan Haldar  
The University of Western Australia  
Perth, Australia  
nur.haldar@uwa.edu.au

Ajmal Mian  
The University of Western Australia  
Perth, Australia  
ajmal.mian@uwa.edu.au

**Abstract**—Deepfake videos are causing growing concerns among communities due to their ever-increasing realism. Naturally, automated detection of forged Deepfake videos is attracting a proportional amount of interest of researchers. Current methods for detecting forged videos mainly rely on global frame features and under-utilize the spatio-temporal inconsistencies found in the manipulated videos. Moreover, they fail to attend to manipulation-specific subtle and well-localized pattern variations along both spatial and temporal dimensions. Addressing these gaps, we propose a neural Deepfake detector that focuses on the localized manipulative signatures of the forged videos at individual frame level as well as frame sequence level. Using a ResNet backbone, it strengthens the shallow frame-level feature learning with a spatial attention mechanism. The spatial stream of the model is further helped by fusing texture enhanced shallow features with the deeper features. Simultaneously, the model processes frame sequences with a distance attention mechanism that further allows fusion of temporal attention maps with the learned features at the deeper layers. The overall model is trained to detect forged content as a classifier. We evaluate our method on two popular large data sets and achieve significant performance over the state-of-the-art methods. Moreover, our technique also provides memory and computational advantages over the competitive techniques.

**Index Terms**—Attention, Deepfake, Detection, Video analysis.

## I. INTRODUCTION

Advancements in generative models has made forged visual content more realistic, creating difficulties in distinguishing between real and fake visual content. Various facial image forgery techniques are being continuously proposed and improved [15], [17], [27], [30], [32], [36], [37], [42]. The forged content created by the Deepfake [41] face-changing technology first appeared on the community forum Reddit [33]. Since then, it has set off a wave of creating fake content [3]. Deepfake generative models are fast approaching the precision that can fool even the human visual system. Unfortunately, software and source code for Deepfake content generation are rather easy to access. This convenience of making fake videos and pictures has led to a wide abuse of this technology, resulting in serious law infringements, e.g., using this technology to create obscene or pornographic content

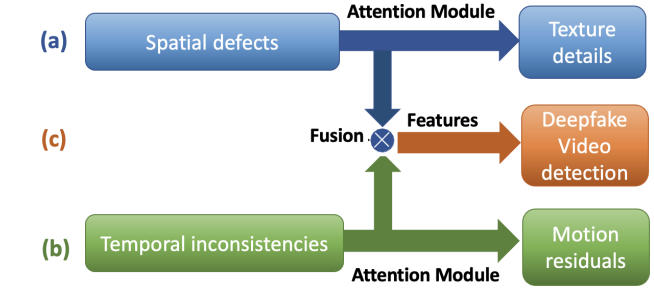


Fig. 1. The proposed method leverages three major components. (a) Attention mechanism in the spatial domain to capture Deepfake related spatial artifacts appearing in individual frames. (b) A temporal attention module that captures temporal inconsistencies between the consecutive frames. (c) A fusion mechanism followed by the detection stage to make the prediction.

[33]. Deepfake technology can also create images and videos of political figures to spread rumors that can have serious consequences.

To mitigate the threat posed by Deepfake technology, several Deepfake detection techniques have been proposed [18], [20], [25], [34], [43]. Majority of these techniques solve a binary classification problem using global features of images obtained through a backbone network, and processed by the classifier. However, due to the advancement of Deepfake generative techniques, such a classical detection paradigm now faces diverse challenges. For instance, with the Deepfake advancement, the difference between the forged content and genuine visual content is becoming increasingly subtle and well-localized. This makes discriminative encoding of the suspect Deepfake features in a holistic manner very challenging. Moreover, the classical paradigm also suffers from leveraging content features sub-optimally. Insufficient utilization of the visual features adversely affects the detection performance. Hence, most detection methods based on the global features perform unsatisfactory. Detecting the subtle changes in fake videos is more closely related to the fine-grained classification task [45]. Therefore, this work approaches the problem from

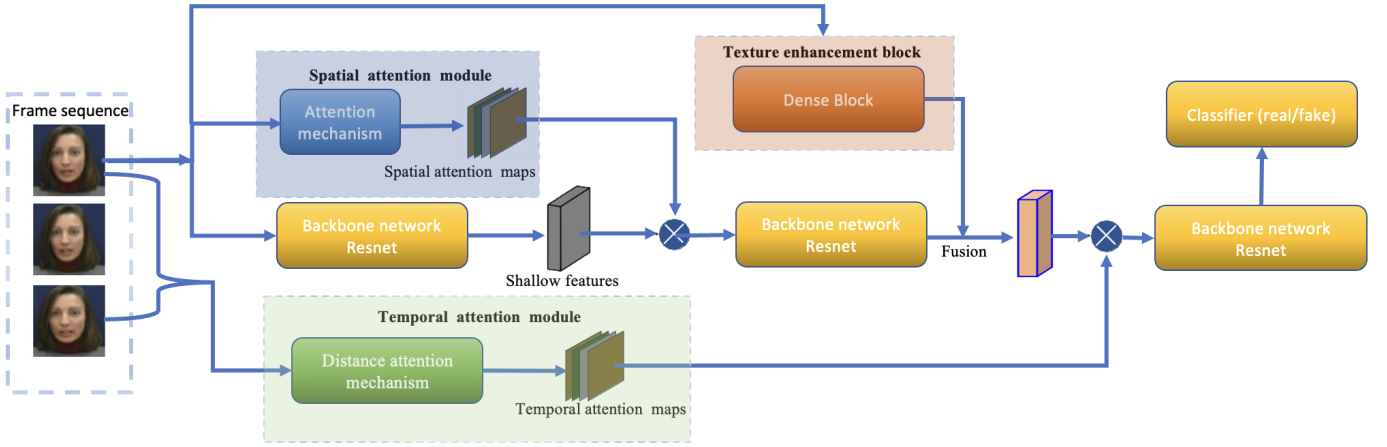


Fig. 2. The framework of our method consists of three important components. A texture enhancement block module for enhancing the texture features. A spatial attention module to capture Deepfake related spatial artifacts appearing in individual frames. A temporal attention module captures inconsistencies between consecutive frames. Guided by the three components, the backbone network can focus on local regions in the detection task.

the fine-grained classification perspective, thereby, enabling effective detection of the subtle and local Deepfake signatures in the forged visual content.

We propose a Deepfake video detection technique that focuses on the consistency of spatio-temporal features of subtle expressions. During feature construction, changes between the frames can reflect more fine-grained correlation information. Therefore, we consider two consecutive frames in the video as the input data objects and calculate the optical flow between the frame pair. In sequential image frames, optical flow [10] can be defined as the distribution of apparent velocities of movement of the brightness pattern. Our model uses the convolutional neural network (CNN) [31] to extract spatial domain features. Further, we use the optical flow method to describe Deepfake time-domain features. Finally, the model fuses the temporal and spatial features to perform classification for the Deepfake detection.

Neural networks are known to learn effective representations that can be used to identify important data features. Recent advances in the attention mechanism for neural networks [40] allow focusing on the most relevant features for a given task. Our method exploits the attention mechanism for both spatial and temporal content in videos to let our model concentrate on the subtle changes in the data that are peculiar to fake content. With an additional use of texture enhancement and employing a strong backbone for feature encoding, our technique is able to catch subtle changes between real and fake content. We have carried-out extensive experiments on two publicly available datasets, FaceForensics++(LQ) [34] and DFDC [6], where the proposed model performs better than eight state-of-the-art methods. The contributions of this paper are as follows: (1) We undertake Deepfake detection of videos as a fine-grained classification task. (2) We propose a detection method that not only uses attention mechanism for the spatial content, but also along the temporal dimension to identify Deepfake related inconsistencies in subtle facial expressions. (3) We verify the

effectiveness of our technique through extensive comparative experiments and ablation study.

## II. RELATED WORK

Some of the early Deepfake detection techniques [23], [44] also used visual biological artifacts to identify the authenticity of visual content. More recent methods rely on learning-based methods. Li et al. [19] used several classic high-complexity deep neural networks to extract more detailed features from the forged videos and used them for the underlying classification task. Wu et al. [43] proposed that spatial and temporal features can be used as detection targets. They model the temporal dimension with LSTM [9] and employed Xception [5] for the convolutional network. Wu et al. [43] proposed that spatial and temporal features can be used as detection targets. They model the temporal dimension with LSTM [9] and employed Xception [5] for the convolutional network. However, highly complex deep neural networks and excessive iterative training can lead to overfitting of their method to the training data.

## III. PROPOSED METHOD

The schematic of the proposed technique is given in Fig. 2. However, before discussing the details of the method, we first give the motivation behind the use of spatio-temporal information in our technique. We select a pair of real and fake videos with small differences, and then divide them into 100 frames, respectively. In Fig. 3, vertical slices and horizontal slices of a real video and its fake counterpart are plotted. It is apparent that there are discernible differences between the two. The obvious differences are in the flickering and jittering patterns. The reason is that, Deepfake frames generally do not account for the context from the previous frames, and process each frame individually to meet the underlying manipulation objective. Since Deepfake videos are often generated frame by frame, there exist some inconsistencies between the frame sequences. To fully capitalize on such inconsistencies, our method employs different modules for

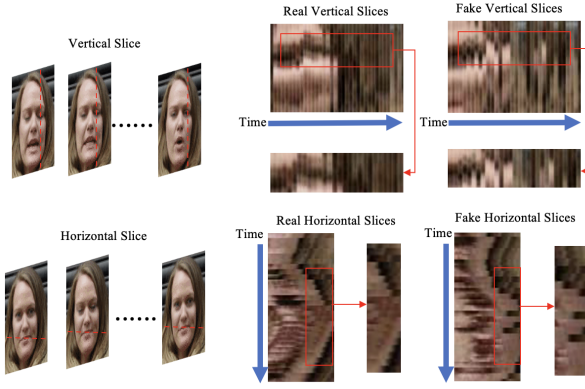


Fig. 3. Temporal disparity between real and fake videos. Motion at a certain position of the video is visualized in vertical and horizontal slices. The fake video slices are far less smooth than the real ones. The red dotted line is the position of the slice.

extracting texture features and capturing spatial and temporal defects. The model contains two attention mechanisms that can be used to combine the information to better focus on the suspected local regions.

Zhao et al. [45] found that the artifacts caused by generative techniques are mainly retained in the texture information of the shallow features. To effectively detect artifacts in shallow features, we incorporate a texture enhancement block in the spatial module to extract local texture features. The spatiotemporal inconsistency between frames is mainly reflected in high-level semantic features. We use an attention mechanism to guide high-level semantic features in the temporal attention module. Based on the above insights, our framework in Fig. 2 consists of three major modules supporting the backbone, i.e., texture enhancement block, spatial attention module and temporal attention module.

We extract and enhance texture features from the input data using a Dense block [13]. The spatial attention module captures the spatial artifacts while paying attention to the shallow features. The temporal attention module is used to capture temporal inconsistencies between frames. Our model processes feature maps through attention modules in both temporal and spatial domains, and makes the model focus on key local regions. We use ResNet50 [7], a well known CNN, as the backbone in our model. Below, we discuss each module individually.

#### A. Texture enhancement block

This module is used to enhance the textual features available in the video frames. We use a standard Dense block [35], which employs the dense connection mechanism. This means that every layer is connected to all subsequent layers. Specifically, each layer accepts all previous layer outputs as its input. This mechanism is known to learn a more effective representation as compared to the a simple feedforward connection mechanism. The main function of the Dense block in our model is to extract and enhance texture information from shallow feature maps.

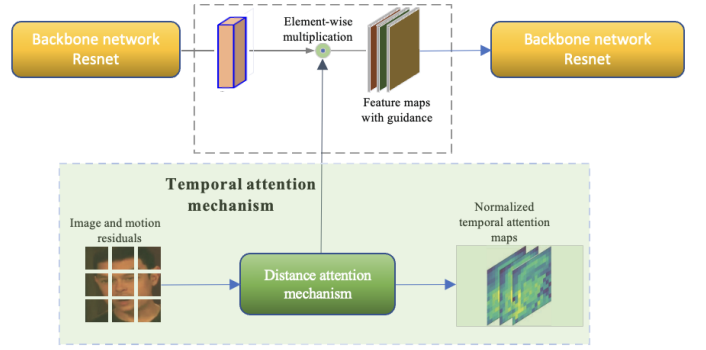


Fig. 4. Temporal attention incorporation in the backbone. A single frame and its motion residuals are taken as input. The generated attention map is used to guide the feature map.

#### B. Spatial attention module

The main purpose of the spatial attention module is to capture the artifacts present in the spatial domain. Since the Deepfake generation network must operate on each frame, it can introduce unnatural facial structures and mismatched texture details in the individual frames. Correlating within frame information helps to detect such inconsistencies. Using a pooling mechanism to collect frame information is the most common method [11]. However, encoding discernible global information is hardly effective when forged artifacts are localized. To capture artifacts in the spatial domain, our backbone network has a module that adds attention. The module is the Weakly Supervised Data Augmentation Network (WS-DAN) [12] based on Resnet50 as the backbone. WS-DAN addresses the classification problem from a fine-grained perspective by building an attention map to extract local features.

The attention mechanism based on fine-grained detection can solve the problems of oversampling and insufficient texture information in local regions. Since we want to also capture defects in the spatial domain from a global perspective using fine-grained attention mechanism, operating on individual frames of the video is imperative. The feature map of the backbone network is constructed from the attention map generated by a single frame. Such a mapping strategy is useful for recalibrating the importance of regions with respect to the overall objective of the detection task. Since the texture features are dominant in the shallow features, we apply attention early in our model. WS-DAN performs feature extraction on the frame and then obtains attention maps through convolution operations. The attention map generated by this mechanism is multiplied element-wise with a shallow feature map, which results in a feature map that emphasizes the local regions for further processing by the backbone.

#### C. Temporal attention model

Temporal features mainly characterize the differences in facial expressions of characters over time, such as opening mouth, smiling, blinking and other subtle movements. Since

Deepfake videos are generally produced frame-by-frame, the subtle changes in these facial expressions are incoherent and inconsistent. Therefore, it is very relevant for DeepFake detection to analyze the related temporal features from the video frames.

We use consecutive frames to capture temporal inconsistencies. The attention module in the temporal domain needs to use the next  $n$  frames to detect the target frame. Details on selecting the value of  $n$  are given in Section IV. For temporal attention, we are more concerned with the changes of the video in the temporal dimension. Therefore, motion residuals between adjacent frames are used as the input, as depicted in Fig. 4. Optical flow [10] of the motion residual describes the change trend and motion amplitude of the frames. From the perspective of physical meanings, optical flow describes the relationship between the objects in the video frames along the time dimension, thereby establishing the relationship between the consecutive images in the video. This makes it a desired tool to analyze the temporal inconsistencies in the forged videos. Hence, this is what we use as the underlying method for the temporal stream of our model.

To apply attention, we need to compute the motion residuals. The process of calculating those is as follows. First, we define the function  $I(x, y, t)$  at time  $t$  at position  $(x, y)$  in the image. After time  $dt$ , the pixel moves by  $(dx, dy)$  in the next frame. Since the pixels are the same, we can write

$$I(x, y, t) = I(x + dx, y + dy, t + dt). \quad (1)$$

Applying the first-order Taylor expansion to R.H.S. of Eq. (1)

$$I(x + dx, y + dy, t + dt) = I(x, y, t) + (\delta I / \delta x)dx + (\delta I / \delta y)dy + (\delta I / \delta t)dt + \xi. \quad (2)$$

Here,  $\xi$  refers to the second-order infinitesimals in the Taylor expansion. Ignoring  $\xi$  and bring Eq. (1) into Eq. (2), we have

$$(\delta I / \delta x)dx + (\delta I / \delta y)dy + (\delta I / \delta t)dt = 0. \quad (3)$$

Divide both sides of Equation (3) by  $dt$  we have

$$(\delta I / \delta x)(dx/dt) + (\delta I / \delta y)(dy/dt) + (\delta I / \delta t) = 0. \quad (4)$$

The above module is used for motion residual computation. For consecutive frames, the optical flow is a vector field encoding apparent motion. The motion vector behaves differently for the tampered frames and the real frames. The motion field of the real frame is expected to be generally smooth and coherent. However, the motion vector of the tampered locations (such as eyes or mouth) may appear relatively incoherent. This difference is a manifestation of the spatio-temporal inconsistency between real and fake frames. Our model uses optical flow technique to capture Deepfake time-domain inconsistencies.

Our temporal attention utilizes a ViT based distance attention mechanism [4], [24], that is illustrated in Fig. 5. This mechanism divides the input into patches and treats these patches as a sequence. The sequence length is 9 ( $3 \times 3$ ) in our model. Then, it flattens each patch in the sequence, and

converts each patch to a vector. Assume the dimension of each vector is  $C$ . Then, the input becomes a matrix in  $\mathbb{R}^{9 \times C}$ . This matrix is fed to the Transformer Encoder along with a vector of class tokens [14] to process image patch sequences. In the temporal attention module, the inconsistency between frames can be modeled by a global fake template. The activations obtained by the global fake template from the latent space ( $X$ ) are the attention weights. The attention map generated by the temporal attention module is used to guide feature maps in the temporal domain, which are then fused with features in the spatial domain. The fused features are fed into the classifier to get the final result.

## IV. EXPERIMENTS

We present extensive experimental results to demonstrate the effectiveness of our method.

### A. Datasets

Two mainstream Deepfake datasets FaceForensics++ (FF++) [34] and Deepfake Detection Challenge (DFDC) [6] are used in our experiments. Advances in Deepfake generative models have resulted in high video quality in both datasets. FF++ is a large-scale dataset and multiple generative techniques were used in the production process. Most of the videos have faces that are not occluded and can be tracked. Each video in the dataset has three versions, namely RAW, high quality (HQ) and low quality (LQ). DFDC has a data volume of up to 472GB, including 119,197 videos. Each video is 10 seconds long, but the frame rate varies from 15 to 30fps, and the resolution varies from 320x240 to 3840x2160. Among the training videos, 19,197 videos are real footage of about 430 actors, and the remaining 100,000 videos are fake videos generated from real videos.

### B. Evaluation metric

As a binary classification problem, we use Accuracy (ACC) [26] metric to evaluate the performance of our proposed model. A higher value in ACC justifies better performance of a model. We also use Area Under the ROC Curve (AUC) as another evaluation metric. The ROC curve sorts the samples according to the size of the prediction results of the model. The predicted probability of each sample is used as the threshold value. The ROC curve is calculated with false positive rate as the horizontal axis and true positive rate as the vertical axis curve. The ROC curve can better describe the generalization performance of the model. The larger the AUC, the better the performance of the model.

### C. Experimental setup and parameters

We use Dlib [16] to process the dataset. The Dlib face detector can detect a face and return the corresponding rectangular box. The face sizes in the backbone network and attention mechanism are 398x398 and 224x224, respectively. The iteration number of the model is set to 80 and the loss function of the deep learning model is set to mean-square error (MSE).

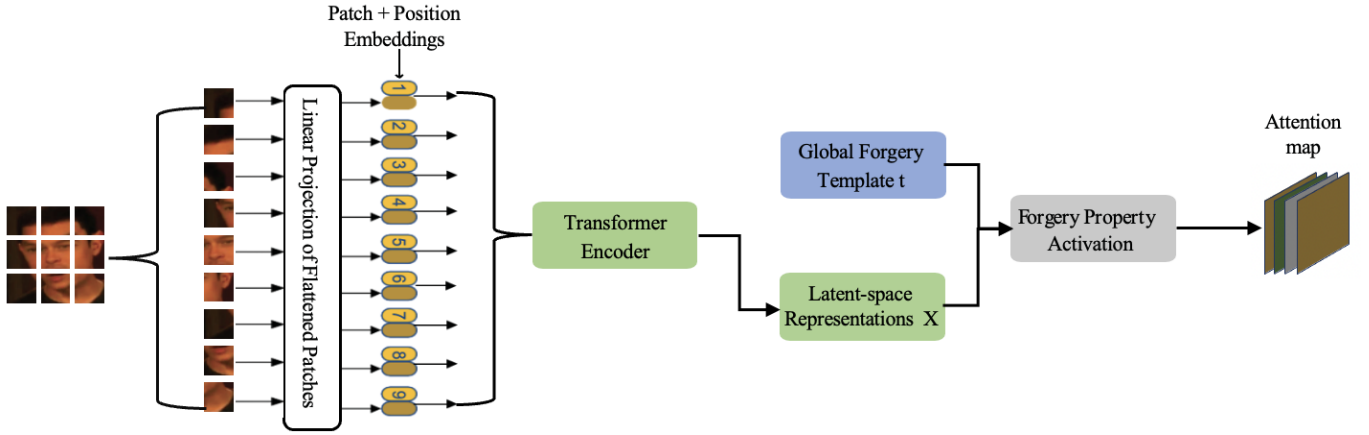


Fig. 5. The employed long-distance attention mechanism. This mechanism divides the input into patches and treats these patches as a sequence(3×3). The patches in the sequence are converted into vectors and then formed into matrices with their dimensions. The matrix transforms the patch embeddings into the latent space. Finally, a global forgery template obtains attention weights from the latent space (X) to generate the attention map.

TABLE I  
CONFUSION MATRIX OF THE PREDICTION RESULTS ON THE FF++(LQ)  
VALIDATION SET.

Real tag	Prediction result (positive)	Prediction result (negative)
Positive	1869	55
Negative	19	1943

The experimental dataset is divided into a training set and a validation set with a ratio 80 : 20.

As the number of training iterations increases, model learning becomes better. However, due to the strong fitting ability of deep learning models, it is easy to overfit the training data. To avoid overfitting, an early stopping strategy is adopted in our experiments. Such a strategy is often used in the training of deep learning models. Therefore, when the loss function value of the model does not improve over a period of time, the training of the model is terminated.

#### D. Result and analysis

First, in Table I, we report the confusion matrix of our evaluation on FF++(LQ). As can be seen from the table, our model performs reasonably well in terms of correctly predicting the positive and negative samples.

According to the shown confusion matrix, the detection accuracy of the model is 98.1%, the recall rate is 97.14%, and the true positive and true negative prediction accuracies are 98.99% and 97.24%, respectively.

We further compare our method with eight state-of-the-art techniques using ACC and AUC metrics in Table II on FF++ dataset. Since some existing reported results are difficult to reproduce, we compare only with reproducible models. To clearly compare the memory and computational requirements for different methods, we also report the memory and FLOPS for the methods in Table II, whenever possible. The AUC values not only reflect the detection effectiveness, but also indicate the generalization ability of the model. In the overall

TABLE II  
RESULTS ON THE FF++(LQ) DATASET. THE RESULTS FOR [1], [5] AND [2] ARE FROM [34]. THE RESULTS FOR [34] AND [28] ARE FROM [38]

Model	ACC%	AUC	Param.(MB)	Memory(MB)	MFLOPS
Cozzolino et al. [34]	85.23	0.9120	-	-	-
Bayar et al. [2]	66.84	-	-	-	-
Xception [5]	81.00	0.6653	-	-	-
Capsule-forensics [29]	83.33	-	-	-	-
C3D [39]	78.67	0.8400	61.10	<b>4.19</b>	<b>716</b>
Resnet [8]	86.53	0.9780	60.19	226.06	11570
ClassNseg [28]	74.64	0.8173	88.79	276.02	16490
MesoNet [1]	70.47	0.5360	44.55	161.75	7840
Our model	<b>90.91</b>	<b>0.9810</b>	<b>25.56</b>	109.69	4120

results of the experiment in Table II, the detection performance of the proposed model is consistently better in both AUC and ACC metrics. Moreover, the memory requirements and computational efficacy also appear to be more desirable for our method.

#### E. Cross-dataset performance

We further evaluate the generalization of our framework in this section. To that end, cross-dataset results of our technique and comparison to existing methods are provided in Table III. The second column in Table III shows the results of models trained on FaceForensics++ (LQ) and tested on FaceForensics++ (LQ). The third column in Table III shows the results of the models trained on FaceForensics++ (LQ) and tested on DFDC. Most Deepfake detection models often lose some performance when tested across datasets. The main reason for this is the variance between datasets. For example, the video resolution in DFDC is much higher than in FF++(LQ). According to the statistics of [34], the average accuracy of most mainstream deepfake detection model in FF++ (LQ) is 58.7%. This proves that our model can effectively extract features when faced with highly compressed datasets.

In the shown results, Xception only uses the Xception model trained for the DeepFake detection task. It can be seen as a backbone network for this task. From this viewpoint, our



TABLE III  
RESULTS (ACC%) WHEN MODELS ARE TRAINED ON THE FF++ DATASET  
AND TESTED ON FF++ TEST SET AND THE DFDC DATASET.

Model	FF++(LQ) Test Results	DFDC Test Results
MesoNet [1]	70.47	84.70
Xception [5]	90.03	89.70
FWA [21]	80.10	56.90
DSP-FWA [22]	93.00	64.60
Two Branch [25]	93.18	73.41
Our model	<b>90.91</b>	<b>95.97</b>




Fig. 6. Attention maps generated by single frames.

results confirm that our spatial-temporal modelling can effectively emphasize on the local regions, thereby considerably improving the performance.

#### F. Discussion

It is difficult for the human eye to observe the difference between attention maps generated from real and fake visual content. Therefore, to further observe the effect of the attention mechanism we manually add exaggerated defects to the real frames. In Fig. 6, the first and third columns consist of real frames and tampered fake frames, respectively. The second and fourth columns are the attention maps generated by the real and fake frames, respectively. We use red boxes to mark the difference between real and fake attention maps. Fig. 6 indicate that the tampered positions in the face are correctly marked.

In Fig. 7, the attention changes between three consecutive frames are marked with red boxes. The attention map generated from the real video is smoother, which means differences between real attention maps are few and evenly dispersed. On the other hand, tampered frames often have issues with jitter and flicker, which leads to the uneven brightness of the temporal attention maps produced by fake videos. Comparing with the real attention maps, the fake attention maps are larger and have more concentrated bright regions. Therefore, Fig. 6 and Fig. 7 together indicate that the used attention mechanism can capture the defects in local and global perspectives, and make the backbone network focus more on the pivotal regions.

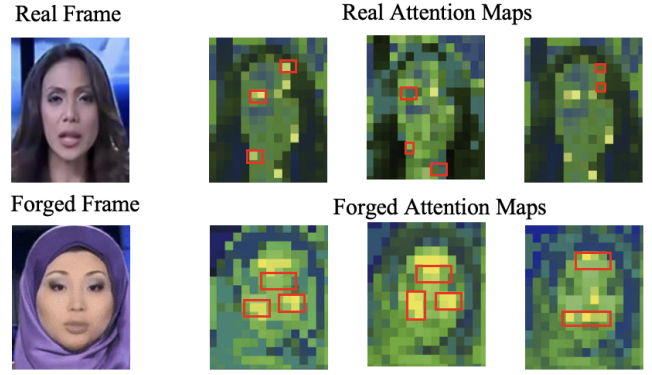


Fig. 7. Attention maps generated by consecutive frames.

#### V. CONCLUSION

Current Deepfake detection methods are generally based on global and spatial content features and ignore the importance of time-domain and localized features. Therefore, to leverage the subtle incoherence and inconsistency of facial expression changes in face-changing forged content, we devise a novel spatio-temporal technique that uses attention mechanism to account for subtle variations. Our method uses a convolutional neural network to extract spatial domain features of Deepfake images and uses an optical flow technique to describe Deepfake time-domain features. The backbone of our model uses these features after finding the localized regions that require more attention to enable better performance. Finally, we fuse the temporal and spatial features of the content and treat the detection as a binary classification task. Extensive results on two large datasets establish that the proposed method not only has a clear performance gain over the related existing methods, but also has memory and computational advantages.

#### VI. ACKNOWLEDGMENTS

This research was in part supported by the UWA Univesity Postgraduate Award (UPA) and by ARC Discovery Grant DP190102443. Dr. Naveed Akhtar is a recipient of Office of National Intelligence National Intelligence Postdoctoral Grant (project number NIPG-2021-001) funded by the Australian Government. Professor Ajmal Mian is the recipient of an Australian Research Council Future Fellowship Award (project number FT210100268) funded by the Australian Government.

#### REFERENCES

- [1] Darius Afchar, Vincent Nozick, Junichi Yamagishi, and Isao Echizen. Mesonet: a compact facial video forgery detection network. In *2018 IEEE international workshop on information forensics and security (WIFS)*, pages 1–7. IEEE, 2018.
- [2] Belhassen Bayar and Matthew C Stamm. A deep learning approach to universal image manipulation detection using a new convolutional layer. In *Proceedings of the 4th ACM workshop on information hiding and multimedia security*, pages 5–10, 2016.
- [3] BBC Bitesize. Deepfakes: what are they and why would i make one? URL <https://www.bbc.co.uk/bitesize/articles/zfkwcqt>, 2019.
- [4] Erik Cambria and Bebo White. Jumping nlp curves: A review of natural language processing research [review article]. *IEEE Computational Intelligence Magazine*, 9(2):48–57, 2014.

- [5] François Chollet. Xception: Deep learning with depthwise separable convolutions. In *Proceedings of the IEEE conference on computer vision and pattern recognition*, pages 1251–1258, 2017.
- [6] Brian Dolhansky, Joanna Bitton, Ben Pfaff, Jikuo Lu, Russ Howes, Menglin Wang, and Cristian Canton Ferrer. The deepfake detection challenge (dfdc) dataset. *arXiv preprint arXiv:2006.07397*, 2020.
- [7] Kaiming He, Xiangyu Zhang, Shaoqing Ren, and Jian Sun. Deep residual learning for image recognition. In *Proceedings of the IEEE Conference on Computer Vision and Pattern Recognition (CVPR)*, June 2016.
- [8] Kaiming He, Xiangyu Zhang, Shaoqing Ren, and Jian Sun. Deep residual learning for image recognition. In *Proceedings of the IEEE conference on computer vision and pattern recognition*, pages 770–778, 2016.
- [9] Sepp Hochreiter and Jürgen Schmidhuber. Long short-term memory. *Neural Computation*, 9(8):1735–1780, 1997.
- [10] Berthold KP Horn and Brian G Schunck. Determining optical flow. *Artificial Intelligence*, 17(1-3):185–203, 1981.
- [11] Jie Hu, Li Shen, and Gang Sun. Squeeze-and-excitation networks. In *Proceedings of the IEEE conference on computer vision and pattern recognition*, pages 7132–7141, 2018.
- [12] Tao Hu, Honggang Qi, Qingming Huang, and Yan Lu. See better before looking closer: Weakly supervised data augmentation network for fine-grained visual classification. *arXiv preprint arXiv:1901.09891*, 2019.
- [13] Gao Huang, Zhuang Liu, Laurens van der Maaten, and Kilian Q Weinberger. Densely connected convolutional networks. In *Proceedings of the IEEE Conference on Computer Vision and Pattern Recognition (CVPR)*, July 2017.
- [14] Zi-Hang Jiang, Qibin Hou, Li Yuan, Daquan Zhou, Yujun Shi, Xiaoje Jin, Anran Wang, and Jiashi Feng. All tokens matter: Token labeling for training better vision transformers. *Advances in Neural Information Processing Systems*, 34:18590–18602, 2021.
- [15] Ira Kemelmacher-Shlizerman. Transfiguring portraits. *ACM TOG*, 35(4):1–8, 2016.
- [16] Davis E King. Dlib-ml: A machine learning toolkit. *The Journal of Machine Learning Research*, 10:1755–1758, 2009.
- [17] Mohammad Rami Koujan, Michail Christos Doukas, Anastasios Rousos, and Stefanos Zafeiriou. Head2head: Video-based neural head synthesis. In *FG 2020*, pages 16–23. IEEE, 2020.
- [18] Lingzhi Li, Jianmin Bao, Ting Zhang, Hao Yang, Dong Chen, Fang Wen, and Baining Guo. Face x-ray for more general face forgery detection. In *Proceedings of the IEEE/CVF conference on computer vision and pattern recognition*, pages 5001–5010, 2020.
- [19] Meng Li, Beibei Liu, Yongjian Hu, and Yufei Wang. Exposing deepfake videos by tracking eye movements. In *2020 25th International Conference on Pattern Recognition (ICPR)*, pages 5184–5189. IEEE, 2021.
- [20] Yuezun Li, Ming-Ching Chang, and Siwei Lyu. In icu oculi: Exposing ai created fake videos by detecting eye blinking. In *2018 IEEE International workshop on information forensics and security (WIFS)*, pages 1–7. IEEE, 2018.
- [21] Yuezun Li and Siwei Lyu. Exposing deepfake videos by detecting face warping artifacts. *arXiv preprint arXiv:1811.00656*, 2018.
- [22] Yuezun Li and Siwei Lyu. Exposing deepfake videos by detecting face warping artifacts. In *IEEE Conference on Computer Vision and Pattern Recognition Workshops (CVPRW)*, 2019.
- [23] CHANG M LIY and LYUS InIctuOculi. Exposingaicroated fakevidsbydetectingeyebinking. In *2018IEEEInterG national Workshop on Information Forensics and Security (WIFS)*. IEEE, 2018.
- [24] Wei Lu, Lingyi Liu, Junwei Luo, Xianfeng Zhao, Yicong Zhou, and Ji Wu Huang. Detection of deepfake videos using long distance attention. *arXiv preprint arXiv:2106.12832*, 2021.
- [25] Iacopo Masi, Aditya Killekar, Royston Marian Mascarenhas, Shenoy Pratik Gurudatt, and Wael AbdAlmageed. Two-branch recurrent network for isolating deepfakes in videos. In *European conference on computer vision*, pages 667–684. Springer, 2020.
- [26] Falko Matern, Christian Riess, and Marc Stamminger. Exploiting visual artifacts to expose deepfakes and face manipulations. In *2019 IEEE Winter Applications of Computer Vision Workshops (WACVW)*, pages 83–92. IEEE, 2019.
- [27] Ryota Natsume, Tatsuya Yatagawa, and Shigeo Morishima. Rsgan: face swapping and editing using face and hair representation in latent spaces. *arXiv preprint arXiv:1804.03447*, 2018.
- [28] Huy H Nguyen, Fuming Fang, Junichi Yamagishi, and Isao Echizen. Multi-task learning for detecting and segmenting manipulated facial images and videos. In *2019 IEEE 10th International Conference on Biometrics Theory, Applications and Systems (BTAS)*, pages 1–8. IEEE, 2019.
- [29] Huy H Nguyen, Junichi Yamagishi, and Isao Echizen. Capsule-forensics: Using capsule networks to detect forged images and videos. In *ICASSP 2019-2019 IEEE International Conference on Acoustics, Speech and Signal Processing (ICASSP)*, pages 2307–2311. IEEE, 2019.
- [30] Yuval Nirkin, Yosi Keller, and Tal Hassner. Fsgan: Subject agnostic face swapping and reenactment. In *ICCV*, pages 7184–7193, 2019.
- [31] Keiron O’Shea and Ryan Nash. An introduction to convolutional neural networks. *arXiv preprint arXiv:1511.08458*, 2015.
- [32] Albert Pumarola, Antonio Agudo, Aleix M Martinez, Alberto Sanfeliu, and Francesc Moreno-Noguer. Ganimation: Anatomically-aware facial animation from a single image. In *ECCV*, 2018.
- [33] Janko Roettgers. Porn producers offer to help hollywood take down deepfake videos. *Variety*. February, 21, 2018.
- [34] Andreas Rossler, Davide Cozzolino, Luisa Verdoliva, Christian Riess, Justus Thies, and Matthias Nießner. Faceforensics++: Learning to detect manipulated facial images. In *Proceedings of the IEEE/CVF international conference on computer vision*, pages 1–11, 2019.
- [35] Dehua Song, Chang Xu, Xu Jia, Yiyi Chen, Chunjing Xu, and Yunhe Wang. Efficient residual dense block search for image super-resolution. In *Proceedings of the AAAI Conference on Artificial Intelligence*, volume 34, pages 12007–12014, 2020.
- [36] Supasorn Suwajanakorn, Steven M Seitz, and Ira Kemelmacher-Shlizerman. Synthesizing obama: learning lip sync from audio. *ACM Transactions on Graphics (TOG)*, 36(4):1–13, 2017.
- [37] Justus Thies, Michael Zollhofer, Marc Stamminger, Christian Theobalt, and Matthias Nießner. Face2face: Real-time face capture and reenactment of rgb videos. In *Proceedings on CVPR*, pages 2387–2395, 2016.
- [38] Ruben Tolosana, Ruben Vera-Rodriguez, Julian Fierrez, Aythami Morales, and Javier Ortega-Garcia. Deepfakes and beyond: A survey of face manipulation and fake detection. *Information Fusion*, 64:131–148, 2020.
- [39] Du Tran, Lubomir Bourdev, Rob Fergus, Lorenzo Torresani, and Manohar Paluri. Learning spatiotemporal features with 3d convolutional networks. In *Proceedings of the IEEE international conference on computer vision*, pages 4489–4497, 2015.
- [40] Ashish Vaswani, Noam Shazeer, Niki Parmar, Jakob Uszkoreit, Llion Jones, Aidan N Gomez, Łukasz Kaiser, and Illia Polosukhin. Attention is all you need. *Advances in neural information processing systems*, 30, 2017.
- [41] Mika Westerlund. The emergence of deepfake technology: A review. *TIM Review*, 9(11), 2019.
- [42] Wayne Wu, Yunxuan Zhang, Cheng Li, Chen Qian, and Chen Change Loy. Reenactgan: Learning to reenact faces via boundary transfer. In *ECCV*, pages 603–619, 2018.
- [43] Xi Wu, Zhen Xie, YuTao Gao, and Yu Xiao. Sstnet: Detecting manipulated faces through spatial, steganalysis and temporal features. In *ICASSP 2020-2020 IEEE International Conference on Acoustics, Speech and Signal Processing (ICASSP)*, pages 2952–2956. IEEE, 2020.
- [44] Xin Yang, Yuezun Li, and Siwei Lyu. Exposing deep fakes using inconsistent head poses. In *ICASSP 2019-2019 IEEE International Conference on Acoustics, Speech and Signal Processing (ICASSP)*, pages 8261–8265. IEEE, 2019.
- [45] Hanqing Zhao, Wenbo Zhou, Dongdong Chen, Tianyi Wei, Weiming Zhang, and Nenghai Yu. Multi-attentional deepfake detection. In *Proceedings of the IEEE/CVF conference on computer vision and pattern recognition*, pages 2185–2194, 2021.