

# Out-of-Distribution Detection on Graphs: A Survey

Tingyi Cai<sup>1</sup>, Yunliang Jiang<sup>1,2</sup>, Yixin Liu<sup>3</sup>, Ming Li<sup>1,4</sup>, Changqin Huang<sup>1</sup> and Shirui Pan<sup>3</sup>

<sup>1</sup>Zhejiang Normal University, China

<sup>2</sup>Huzhou University, China

<sup>3</sup>Griffith University, Australia

<sup>4</sup>Zhejiang Institute of Optoelectronics, China

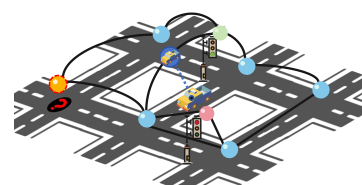
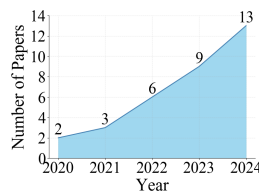
tingyicai@zjnu.edu.cn, jyl2022@zjnu.cn, yixin.liu@griffith.edu.au, mingli@zjnu.edu.cn, cqhuang@zju.edu.cn, s.pan@griffith.edu.au

## Abstract

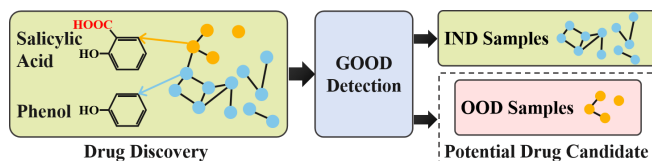
Graph machine learning has witnessed rapid growth, driving advancements across diverse domains. However, the in-distribution assumption, where training and testing data share the same distribution, often breaks in real-world scenarios, leading to degraded model performance under distribution shifts. This challenge has catalyzed interest in graph out-of-distribution (GOOD) detection, which focuses on identifying graph data that deviates from the distribution seen during training, thereby enhancing model robustness. In this paper, we provide a rigorous definition of GOOD detection and systematically categorize existing methods into four types: enhancement-based, reconstruction-based, information propagation-based, and classification-based approaches. We analyze the principles and mechanisms of each approach and clarify the distinctions between GOOD detection and related fields, such as graph anomaly detection, outlier detection, and GOOD generalization. Beyond methodology, we discuss practical applications and theoretical foundations, highlighting the unique challenges posed by graph data. Finally, we discuss the primary challenges and propose future directions to advance this emerging field. The repository of this survey is available at <https://github.com/calman-2022/Awesome-GOOD-Detection>.

## 1 Introduction

In recent years, graph machine learning (GML) has become a powerful tool for processing graph-structured data, with wide applications in domains such as social networks, molecular biology, and transportation systems [Wu *et al.*, 2021b]. Among the various GML techniques, graph neural networks (GNNs) have emerged as the de facto solution, achieving impressive performance across a wide range of tasks. GNNs leverage the relationships between nodes to capture complex dependencies in graph data, making them particularly effective for predictive tasks. However, real-world scenarios often introduce challenges where testing data differs significantly from training data, a situation referred to as out-



(a) Annual publication trend. (b) GOOD detection for autonomous driving based on traffic graphs.



(c) GOOD detection for drug discovery.

Figure 1: Applications and rising interest in GOOD detection. This figure illustrates the diverse applications of GOOD detection, including drug discovery and robust AI systems, and highlights the increasing number of publications in this field over recent years, emphasizing its growing significance in both academia and industry.

of-distribution (OOD) [Shen *et al.*, 2024]. These distribution shifts can lead to dangerously overconfident predictions, posing significant risks in safety-critical applications such as medical diagnosis and autonomous driving. For example, a medical diagnosis system might misclassify a novel disease, while an autonomous driving system could fail to detect an unexpected obstacle, both potentially leading to catastrophic outcomes.

To improve the generalizability of graph machine learning models, **graph out-of-distribution (GOOD) detection** aims to distinguish in-distribution (IND) graphs or nodes from OOD graphs or nodes, identifying and rejecting OOD samples. The significance of GOOD detection is evident in its ability to address two critical challenges. Firstly, GOOD detection **enables the discovery of new entities**. Taking drug discovery (Figure 1(c)) as an example, detecting previously unseen molecular structures is essential for identifying potential therapeutic candidates. Without GOOD detection, GNNs trained only on known molecular data may overlook novel compounds with breakthrough potential. Meanwhile, GOOD

detection also **ensures robust safety in open-world applications**. For instance, in autonomous driving (Figure 1(b)), GOOD detection can be applied to traffic graph models, where detecting previously unseen or anomalous road networks, intersections, or vehicle behaviors helps prevent incorrect system predictions and enhances safety.

Different from OOD detection tasks on images or text, OOD detection on graphs poses unique challenges. Graph-structured data is inherently complex, characterized by diverse topologies and dynamic relationships between nodes. This complexity makes distinguishing between IND and OOD samples particularly challenging, especially in scenarios involving sparse or noisy graph structures. To address the unique challenges, GOOD detection has emerged as a rapidly growing research area, as demonstrated by the surge in related publications depicted in Figure 1(a). Despite this growing interest, the research field of GOOD detection remains fragmented, lacking a unified framework or systematic understanding. This highlights the pressing need for a comprehensive survey to consolidate existing knowledge and guide future research directions. While existing surveys on OOD detection in machine learning [Yang *et al.*, 2024a; Ju *et al.*, 2024] provide valuable insights, they overlook the unique challenges posed by graph data and rarely delve into detection tasks specifically designed for such data.

To fill the gap, this paper presents the first systematic survey on GOOD detection, laying a foundational framework for this emerging field. Specifically, the core contents and contributions of this survey are four-fold:

- **Systematic Taxonomy.** We present a comprehensive and fine-grained taxonomy that classifies existing GOOD detection methods into four categories: enhancement-based, reconstruction-based, information propagation-based, and classification-based approaches.
- **Up-to-Date Review.** We conduct a comprehensive review of representative GOOD detection methods, covering over 30 works published between 2020 and 2025.
- **Insightful Discussions.** We analyze the principles, techniques, and concept distinctions of GOOD detection, clarifying its scope relative to related fields and addressing common misconceptions.
- **Future Directions.** We identify the key challenges and suggest potential research directions to drive future advancements and innovation in this field.

## 2 Foundations of GOOD Detection

In this section, we first formalize the problem of GOOD detection, followed by a high-level categorization of existing methods to provide a structured overview of the field.

### 2.1 Problem Definition

A graph can be denoted as  $\mathcal{G} = (\mathcal{V}, \mathcal{E}, \mathbf{A}, \mathbf{X})$ , where  $\mathcal{V} = \{v_1, v_2, \dots, v_n\}$  is the set of vertices,  $\mathcal{E}$  is the set of edges, and  $\mathbf{A} \in \{0, 1\}^{n \times n}$  is the adjacency matrix where  $a_{i,j}$  indicates whether nodes  $v_i$  and  $v_j$  are connected. The feature matrix  $\mathbf{X} \in \mathbb{R}^{n \times d}$  encodes the features of each node, with  $d$  as the feature dimension. For node-level tasks, a dataset  $\mathcal{D}$

is the entire graph  $\mathcal{G}$ , with each node  $v_i$  as a sample. For graph-level tasks, a dataset is a collection of graphs, i.e.,  $\mathcal{D} = \{\mathcal{G}_1, \dots, \mathcal{G}_N\}$ , with each graph  $\mathcal{G}_i$  as a sample.

**Definition 1.** (GOOD Detection) *GOOD detection focuses on distinguishing in-distribution (IND) data, drawn from a known distribution  $D_{in}$ , from out-of-distribution (OOD) data, sampled from an unknown distribution  $D_{out}$ . Specifically, the goal is to classify samples from  $D_{in}$  while rejecting samples from  $D_{out}$ . Given a dataset  $\mathcal{D}$ , the task is defined as follows:*

$$\hat{y}_i = \begin{cases} f(\mathcal{D}, s_i), & \text{if } s_i \in D_{in}, \\ \text{reject}, & \text{if } s_i \in D_{out}, \end{cases} \quad (1)$$

where  $s_i$  represents a sample in a dataset  $\mathcal{D}$ , corresponding to a node  $v_i$  for node-level tasks or a graph  $\mathcal{G}_i$  for graph-level tasks, and  $f(\cdot)$  is a classifier that predicts the label for IND samples while rejecting OOD samples.

**Definition 2.** (Loss Optimization for GOOD Detection) *The optimization objective for GOOD detection, seeking to balance accurate classification of IND samples and effective rejection of OOD samples, can be expressed as:*

$$\mathcal{L}_{GOOD} = \mathbb{E}_{s_i \sim D_{in}} [\ell_{cls}(f_\theta(\mathcal{D}, s_i), y_i)] + \lambda \mathbb{E}_{s_i \sim D_{out}} [\ell_{reject}(f_\theta(\mathcal{D}, s_i))], \quad (2)$$

where  $y_i$  is the corresponding label of sample  $s_i$  (i.e., node  $v_i$  or graph  $\mathcal{G}_i$ ),  $\ell_{cls}(\cdot)$  measures classification error for IND samples using ground-truth labels  $y_i$ ,  $\ell_{reject}(\cdot)$  penalizes incorrect predictions for OOD samples, and  $\lambda$  controls the trade-off between two terms.

### 2.2 Taxonomy of Approaches

To provide an in-depth understanding of GOOD detection methods, we construct a systematic taxonomy that categorizes existing approaches into four groups, i.e., enhancement-based, reconstruction-based, information propagation-based, and classification-based methods. A more fine-grained taxonomy is presented in Figure 2, with a detailed illustration and discrimination provided as follows.

**Enhancement-based methods** aim to improve the sensitivity of GNN models to OOD samples through both model enhancement and data enhancement strategies, as illustrated in Figure 3. These methods incorporate advanced techniques into the model architecture and training to boost robustness and adaptability to unseen data. The key technologies employed in these methods include:

- **Data Enhancement:** This approach increases the diversity of training data to improve the model’s ability to distinguish between IND and OOD samples, often through structural or feature augmentation.
- **Model Enhancement:** This approach modifies the GNN architecture or training strategy to improve sensitivity to OOD samples, typically using techniques like regularization, adversarial training, or attention mechanisms.

**Reconstruction-based methods** detect OOD samples by using generative models to learn the distribution of the training data and reconstruct the data samples. Then, the reconstruction quality can be used to assess the likelihood of each sample belonging to IND or OOD. Figure 4 illustrates the general pipeline of these methods with three key steps:

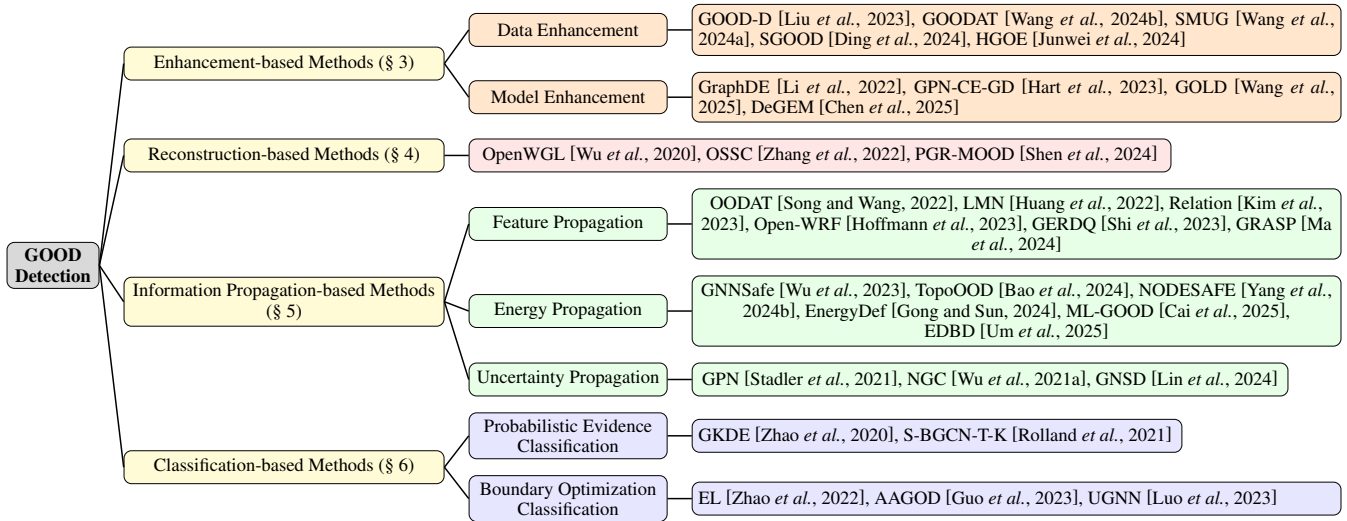


Figure 2: A taxonomy of GOOD detection approaches.

- **Reconstruction Model Training:** The generative model (e.g., variational autoencoder or diffusion models) is trained to learn and reconstruct graph distributions.
- **Data Reconstruction:** The graph samples are reconstructed during testing using diffusive denoising or latent space sampling.
- **Similarity Measurement:** The difference between original and reconstructed samples is measured using metrics such as cosine similarity or Fused Gromov-Wasserstein distance to indicate OOD scores.

**Information propagation-based methods** leverage graph structures to aggregate essential information, which captures the pivot characteristics for OOD detection from its neighbors. Figure 5 illustrates the pipeline of these methods with the following key steps:

- **Information Propagation:** The model uses the message-passing mechanism to propagate information across the graph, such as node features, energy functions, or uncertainty measures. This allows the model to capture the influence of neighboring nodes and identify OOD samples.
- **OOD Decision:** Classify each node as IND or OOD based on propagated information, using threshold or discriminative functions.

**Classification-based methods** leverage the predictive power of classification models to identify samples that do not conform to the training data distribution. In the context of OOD detection for graph data, classifiers are trained to recognize whether a sample belongs to known categories or unseen classes. These methods typically involve the following key steps, as shown in Figure 6:

- **Feature Representing:** Initially, features representing both the structure and attributes of the graph are extracted. These features are designed specifically to capture the patterns that can distinguish IND samples from potential OOD samples.

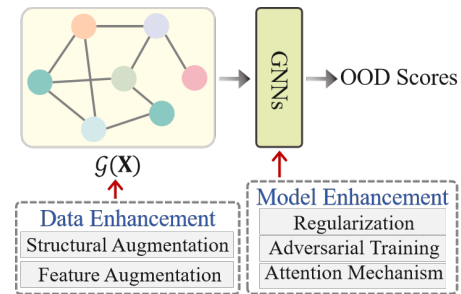


Figure 3: General framework for the enhancement-based methods.

- **Model Training:** A classification model is trained using the extracted features and known labels to distinguish among different classes of samples.
- **Uncertainty Quantification:** The uncertainty is estimated according to the prediction of models, e.g., the confidence of predicted probability distributions.

### 3 Enhancement-based Methods

Enhancement-based methods aim to improve the OOD detection capability of models by enhancing the model architecture and learning pipeline. Specifically, we categorize these methods into two subcategories based on the primary focus of their enhancement strategies: (1) *data enhancement*, which augments the input graph data, and (2) *model enhancement*, which improves the architecture design or training process of the GNN itself to enhance OOD detection performance.

#### 3.1 Data Enhancement

Data augmentation methods enhance the diversity and complexity of training data, enabling models to better capture the underlying patterns and structures of IND samples. By learning more generalized representations through data augmentation, the model improves its ability to differentiate between IND and OOD samples.

Structural augmentation modifies the graph structure to create diverse training scenarios. For instance, GOODD [Liu *et al.*, 2023] generates unperturbed structural views by combining node features and graph topology, enhancing the model’s robustness without altering the original structure. Similarly, SGOOD [Ding *et al.*, 2024] constructs a substructure supergraph with substructure-preserving transformations to improve graph-level OOD detection. Additionally, HGOE [Junwei *et al.*, 2024] leverages both external and internal outliers within IND subgroups to improve the robustness and accuracy of OOD detection.

Feature augmentation enhances the node and graph features to improve the model’s generalization ability. SMUG [Wang *et al.*, 2024a] introduces a “sand-mixing” strategy during meta-training, which combines known categories with simulated OOD samples, enabling the model to recognize OOD data without real examples. Similarly, GOODAT [Wang *et al.*, 2024b] incorporates the information bottleneck theory to enhance OOD differentiation during testing, further improving the model’s sensitivity to OOD samples.

**Discussion.** Data enhancement methods expand the training space and refine the learned representations, thereby improving the model’s ability to generalize and detect OOD samples. However, their computational demands and scalability challenges remain critical issues, underscoring the need for efficient and scalable augmentation strategies in future research.

### 3.2 Model Enhancement

Different from data enhancement approaches, model enhancement methods modify GNN architectures or training strategies to improve OOD detection.

For example, GraphDE [Li *et al.*, 2022] and GPN-CE-GD [Hart *et al.*, 2023] both focus on adapting the training process to better handle OOD shifts. GraphDE introduces a unified probabilistic framework leveraging variational inference to model data distribution shifts, enabling dynamic adaptation during training. GPN-CE-GD integrates distance-based regularization into the loss function, clustering OOD nodes in the latent space while improving uncertainty quantification. In contrast to these methods, GOLD [Wang *et al.*, 2025] enhances model robustness using implicit adversarial training. It leverages a generative model to create pseudo-OOD instances, simulating OOD exposure without the need for real OOD data.

**Discussion.** While model enhancement methods achieve ideal detection performance, their reliance on complex training pipelines and probabilistic modeling may limit scalability and ease of implementation. How to simplifying these processes while maintaining robustness remains a challenge.

## 4 Reconstruction-based Methods

Reconstruction-based methods are based on the idea that generation models trained on IND data often struggle to reconstruct OOD data. The key advantage of these methods lies in using the generative capacity of the models to learn and capture the distributional characteristics of the data.

Due to its light-weight architecture, variational graph autoencoder (VGAE) is an effective selection of the generation

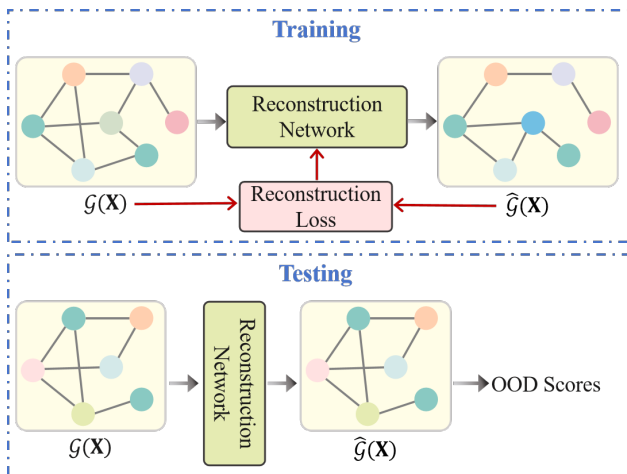


Figure 4: General framework for the reconstruction-based methods.

models. As a representative method, OpenWGL [Wu *et al.*, 2020] employs a constrained VGAE to model node uncertainty. This approach distinguishes itself by introducing label loss and class uncertainty loss, ensuring that the model not only learns the features of IND data but also remains sensitive to the presence of OOD data. The label loss minimizes the cross-entropy loss of labeled data, whereas the class uncertainty loss maximizes entropy to enhance the distinguishability to unseen nodes. In contrast, OSSC [Zhang *et al.*, 2022] adopts a dynamic variational autoencoder (DVAE) integrated with a graph convolutional network (GCN), enabling the model to handle both structural and temporal changes in graph data. By learning a sequence of potential distributions for each node, OSSC captures the evolution of node attributes and graph topology.

Apart from VGAE, diffusion models are also desirable for graph generation. The representative method PGR-MOOD [Shen *et al.*, 2024] utilizes an auxiliary diffusion modeling framework to detect OOD molecules. The detection process compares the similarity between input molecules and their reconstructed counterparts, providing a novel perspective for graph-level OOD detection.

## 5 Information Propagation-based Methods

Message passing is a crucial mechanism for capturing node dependencies by propagating information along the graph structure. In the context of GOOD detection, information propagation-based methods leverage this mechanism to facilitate the communication of relevant structural and feature information, helping distinguish IND from OOD data. The information propagation-based methods can be divided into three types: (1) *feature propagation*, (2) *energy propagation*, and (3) *uncertainty propagation*.

### 5.1 Feature Propagation

Feature propagation methods focus on propagating node features through the graph to improve GOOD detection.

As a pioneering work, LMN [Huang *et al.*, 2022] implements OOD detection in end-to-end semi-supervised node



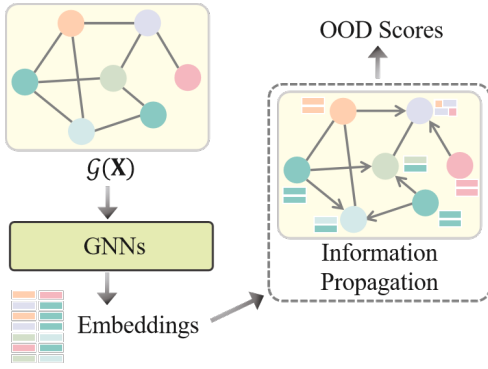


Figure 5: General framework for the information propagation-based methods.

classification. The method introduces latent variables through a variational framework to indicate whether a node is within the distribution, and attenuates the effect of OOD nodes through message passing mechanism. OODGAT [Song and Wang, 2022], GERDQ [Shi *et al.*, 2023], and GRASP [Ma *et al.*, 2024] all refine feature propagation by considering graph structure and node relationships. OODGAT explicitly separates IND and OOD nodes through an attention mechanism during feature propagation. GERDQ adjusts edge weights via deep Q-learning to mitigate the impact of OOD nodes on the model, while GRASP proposes an edge augmentation strategy to optimize the ratio of intra-edges to inter-edges. Relation [Kim *et al.*, 2023] takes a different approach within this category by constructing a relational graph to capture the complex interactions between nodes, helping to differentiate between IND and OOD data. Open-WRF [Hoffmann *et al.*, 2023] is a weakly supervised correlated feedback method that reduces sensitivity to OOD detection thresholds by combining graph neighborhood information to identify OOD categories.

## 5.2 Energy Propagation

Energy propagation methods rely on energy-based models (EBM) to calculate OOD scores, which are then propagated through graph structure to optimize detection performance.

For instance, GNNSafe [Wu *et al.*, 2023] uses an energy function directly extracted from a GNN trained with standard classification loss as the OOD discriminator and applies energy-based belief propagation to improve detection consensus. Building on GNNSafe, NODESAFE [Yang *et al.*, 2024b] mitigates the impact of extreme fraction values during aggregation, introducing optimization terms to bound negative energy scores and reduce logarithmic bias, thus stabilizing results and enhancing robustness. In contrast, TopoOOD [Bao *et al.*, 2024] focuses on neighborhood context, quantifying clutter through k-hop Dirichlet energy. This local perspective provides a confidence score based on topological disorder, complementing GNNSafe’s global approach. Energy-Def [Gong and Sun, 2024] leverages EBM within the GNN framework to estimate node densities for OOD detection. By incorporating Langevin dynamics and structural sampling, it enhances detection accuracy under limited annotation scenarios.

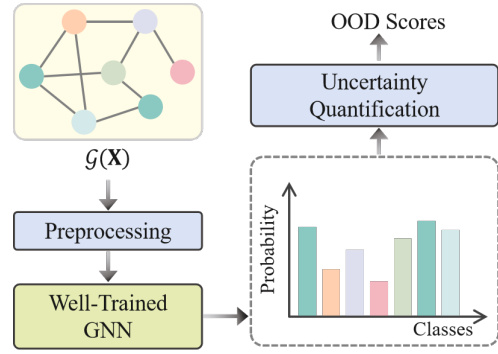


Figure 6: General framework for the classification-based methods.

## 5.3 Uncertainty Propagation

Uncertainty propagation methods aim to spread prediction uncertainty across the graph structure for GOOD detection.

As a representative method, GPN [Stadler *et al.*, 2021] quantifies prediction uncertainty in semi-supervised node classification by updating predictions using a Bayesian posterior, ensuring reliable uncertainty estimates. Similarly, NGC [Wu *et al.*, 2021a] leverages graph structure and label propagation to correct noise in IND data and identify OOD samples, offering a unified framework for detecting noisy data in an open-world setting. Furthermore, GNSD [Lin *et al.*, 2024] estimates uncertainty by linking GNNs to stochastic partial differential equations, using drift networks for accurate predictions and stochastic drive networks to model uncertainty propagation across the graph.

**Discussion.** Information propagation-based methods assume consistent feature distributions within graph communities, making them effective in homophilic graphs. However, they struggle in heterophilic or noisy graphs, where errors are amplified. This highlights the need for solutions that address heterophily, noise resilience, and dynamic cluster adaptation to improve scalability and robustness.

## 6 Classification-based Methods

Classification-based methods use the output of classifiers to identify samples that deviate from the training data distribution. These methods apply statistical techniques to the model prediction to detect errors and OOD samples. These methods can be categorized into two groups: (1) *probabilistic evidence classification* and (2) *boundary optimization classification*.

### 6.1 Probabilistic Evidence Classification

This type of methods focuses on quantifying the probabilistic outputs of classification models or leveraging evidence-based probabilistic reasoning to detect OOD samples.

For instance, GKDE [Zhao *et al.*, 2020] proposes a GNN-based multi-source uncertainty framework to accurately predict node-level Dirichlet distributions and detect OOD nodes by collecting evidence from the labels of training nodes. Differently, S-BGCN-T-K [Rolland *et al.*, 2021] is based on the theory of subjective logic and provides two uncertainty measures, vacuity and dissonance. The uncertainty that the sam-

Types	Datasets	# Nodes	# Edges	# Classes
Citation Networks	Cora [2008]	2,708	5,429	7
	CoraML [2017]	2,995	8,416	7
	Citeseer [2017]	4,230	10,674	6
	PubMed [2017]	19,717	88,648	3
	DBLP [2008]	40,672	288,270	137
Co-Purchase Datasets	Amazon-Computers [2018]	13,752	491,722	10
	Amazon-Photo [2018]	7,650	238,162	8
	Amazon-Clothing [2015]	24,919	91,680	77
	Amazon-Electronics [2015]	42,318	43,556	167
Coauthor Datasets	Coauthor-CS [2018]	18,333	163,788	15
	Coauthor-Physics [2018]	34,493	495,924	5
Social Networks	Twitch [2021]	1,912-9,498	31,299-153,138	2
Large Datasets	Arxiv [2020]	169,343	2,315,598	40
	Proteins [2020]	132,534	21,446,852	112
	Reddit [2019]	232,965	114,615,892	41

Table 1: Single-domain datasets for node-level GOOD detection (highlighted multi-graph datasets).

ple belongs to the OOD is measured by parameterizing the model output through the Dirichlet distribution.

## 6.2 Boundary Optimization Classification

This type of methods enhances the ability to distinguish OOD samples via optimizing the decision boundary of classifiers.

AAGOD [Guo *et al.*, 2023] extends pre-trained GNNs for OOD detection by using an adaptive amplifier generator to augment key patterns in the adjacency matrix, improving the model’s ability to detect OOD instances. In contrast, EL [Zhao *et al.*, 2022] proposes the Encouraging Loss function, rewarding correctly classified samples to refine the decision boundary. While both methods optimize the boundary to improve OOD detection, AAGOD focuses on data augmentation, whereas EL enhances the training process through loss function modification. UGNN [Luo *et al.*, 2023] constructs semantic prototypes of known and unknown classes using unlabeled data from the subgraph perspective and uses a posteriori prototype assignments inferred by Sinkhorn-Knopp algorithm.

## 7 Benchmark Datasets

This section summarizes the commonly used datasets and standard benchmark for fair evaluation and comparison of existing GOOD detection approaches.

### 7.1 Datasets for GOOD Detection

**Node-Level Tasks.** Node-level GOOD detection focuses on identifying unknown nodes within a graph, with commonly used datasets presented in Table 1. The definition of OOD samples usually follows these strategies:

- **Class-based partitioning**, where nodes from specific classes are treated as OOD samples, e.g. in reference networks we can specify specific categories as IND/OOD data.
- **Domain-based partitioning**, where OOD nodes can be identified using domain information (e.g., time or region).

Types	IND Datasets	OOD Datasets
Molecule Datasets	BZR	COX2
	PTC-MR	MUTAG
	AIDS	DHFR
	Tox21	SIDER
	FreeSolv	ToxCast
	BBBP	BACE
Bioinformatics Datasets	ENZYMES	PROTEIN
	ClinTox	LIPO
	HumLoc	EukLoc
Social Networks	IMDB-M	IMDB-B
	Esol	MUV

Table 2: Cross-domain dataset pairs for node-level and graph-level GOOD detection (blue highlighted node-level datasets).

Multi-graph datasets like Twitch, which divide data by country or language, exhibit domain shifts that can define OOD nodes based on varying interaction patterns.

- **Structure/Feature perturbation** that generates OOD nodes by perturbing the graph structure, features, or labels, making them significantly different from IND nodes.

**Graph-Level Tasks.** Graph-level GOOD detection aims to identify graphs that differ significantly from the training distribution. OOD partitioning is usually based on cross-domain dataset pair partitioning. As shown in Table 2, two datasets that belong to the same field and have moderate domain shifts form a dataset pair for evaluation.

### 7.2 Standard Benchmarks

Apart from separate datasets, there are two well-established standard benchmarks for the evaluation of GOOD detection.

DrugOOD benchmark [Ji *et al.*, 2023] focuses on the OOD problem in AI-assisted drug discovery, which arises when data distributions differ between training and testing. It provides a platform for OOD dataset curation and evaluation, with a focus on drug-target binding affinity prediction. UB-GOLD benchmark [Wang *et al.*, 2024c] bridges the gap between graph-level anomaly detection and graph-level OOD detection, both of which are integral to GOOD detection tasks. UB-GOLD offers a unified evaluation framework, enabling comparisons across these closely related domains and providing valuable insights into the performance of methods in detecting graph-level OOD samples.

## 8 Discussions and Future Directions

In this section, we provide a comprehensive and insightful discussion of GOOD detection problem. We begin by distinguishing GOOD detection from related tasks like anomaly and outlier detection (§ 8.1) and then exploring its connections to GOOD generalization (§ 8.2). Practical applications and theoretical foundations are examined to highlight the interplay between real-world utility and robust theory (§ 8.3). Finally, we propose promising directions for future research, including graph foundation models with OOD awareness, to guide advancements in this field (§ 8.4).

## 8.1 GOOD Detection v.s. Graph Anomaly and Outlier Detection

Graph OOD (GOOD) detection shares common goals with graph anomaly detection (GAD) [Wang *et al.*, 2024c] and outlier detection (OD) [Yang *et al.*, 2024a], specifically identifying samples that deviate from the common distribution. However, their focus differs, making it important to distinguish them for clearer definition of GOOD detection.

While GAD aims to detect anomalous nodes, edges, or subgraphs, and OD focuses on outliers in any data distribution (graph-based or not), GOOD detection identifies when a graph or its components deviate from the expected distribution. The key distinction lies in **how distributional shifts are defined**. In GOOD detection, the shift refers to mismatches between test and training distributions, either semantic (label-based) or structural (graph-based). GAD and OD typically detect outliers or anomalies but do not inherently address the broader distributional shifts central to GOOD detection.

By harmonizing the definitions of anomalies and distributions, the techniques used in GAD and OD can often be adapted for GOOD detection. Several methods [Gao *et al.*, 2023; Duan *et al.*, 2023; Tang *et al.*, 2022], while initially described in the context of GAD, could be classified under GOOD detection due to their objectives and experimental setups.

## 8.2 GOOD Detection v.s. GOOD Generalization

GOOD generalization [Gui *et al.*, 2022] focuses on model performance across OOD data, ensuring robustness despite changes in data distribution. While GOOD detection targets **semantic shifts**, GOOD generalization is concerned with mitigating **covariate shifts**, adapting to changes in feature distributions while maintaining prediction accuracy.

Despite their differences, both tasks aim to improve robustness to OOD scenarios. However, they often present conflicting goals: GOOD detection requires high sensitivity to identify OOD samples accurately, while GOOD generalization focuses on maintaining performance across varying GOOD scenarios, sometimes sacrificing detection accuracy for broader adaptability. To address this conflict, a promising approach is the development of **graph foundation models with OOD awareness**. Such models would integrate both detection and generalization capabilities, enabling it to dynamically adjust to varying graph distributions while preserving high accuracy in both tasks. This approach may involve multi-task learning frameworks, adaptive training methods, and robust inference strategies that balance the trade-offs between detection and generalization.

## 8.3 Practical Applications and Theoretical Foundations

GOOD detection goes beyond binary or multi-class classification to tasks like graph classification, node classification, link prediction, graph regression, and community detection. For example, GRADATE [Duan *et al.*, 2023] applies GOOD detection to graph classification and BWGNN [Tang *et al.*, 2022] enhances link prediction by incorporating GOOD detection to ensure robustness under distribution shifts. In robust graph representation learning, GOOD detection helps

learn stable embeddings despite changes in graph structures or features. Methods like FocusedCleaner [Zhu *et al.*, 2024] filter adverse factors, which is key for anomaly detection and recommendation systems.

Theoretical foundations are also advancing. Bazhenov *et al.* [Bazhenov *et al.*, 2023] propose a framework for inducing distributional shifts in graph learning, highlighting trade-offs between performance and separation ability. Du *et al.* [Du *et al.*, 2024] provide a formal insight into how IND labels affect OOD detection, with provable error bounds.

## 8.4 Future Directions

Beyond the development of **Graph Foundation Models with OOD Awareness** discussed in § 8.2, in this subsection, we highlight more key challenges and promising research directions for advancing GOOD detection.

**LLM-Powered GOOD Detection.** Large Language Models (LLMs) offer significant potential for enhancing GOOD detection by combining semantic understanding with graph structure. This integration can improve OOD-aware embeddings and knowledge graph completion, especially in multi-modal or heterogeneous graph settings. The generalizability of LLMs with limited labels opens the door for semi-supervised or few-shot GOOD detection, addressing the challenge of sparse or costly labels in real-world applications.

**Explainability.** In GOOD detection, explainability is crucial for trust and accountability, especially in high-risk areas like fraud detection, healthcare, and autonomous driving. An explainable model that highlights the specific graph structures or features driving OOD predictions can increase confidence in its decisions and make it easier for developers to identify and fix issues. Moreover, transparency in decision-making aids in debugging and optimizing the model, ensuring consistent and accurate performance across diverse real-world applications.

**Advanced Benchmarks and Metrics.** Current benchmarks focus narrowly on tasks like node or graph classification, often overlooking diverse distributional shifts such as density, locality, or temporal dynamics. Expanding the benchmarks and introducing novel metrics from new perspectives (e.g., robustness under structural perturbations) is crucial for fair and comprehensive evaluation of GOOD detection methods.

**Scalability and Complexity.** Scalability remains a major hurdle for many GOOD detection methods, which rely on complex pipelines and probabilistic models. Developing more efficient algorithms, simplified models, and leveraging parallel or distributed computing will be critical to maintaining performance in large-scale, dynamic graph settings.

## 9 Conclusion

In this paper, we provide a clear definition of GOOD detection, highlighting the distinctions between often-confused tasks. We also categorize and review existing methods, summarizing key experimental setups, such as data partitioning approaches for GOOD detection. Based on this, we discuss the primary challenges in the field and propose future research directions. We hope that our work serves as a solid foundation for future research, encouraging more scholars to tackle the complex challenges in GOOD detection.

## References

- [Bao *et al.*, 2024] Tianyi Bao, Qitian Wu, Zetian Jiang, Yiting Chen, Jiawei Sun, and Junchi Yan. Graph out-of-distribution detection goes neighborhood shaping. In *ICML*, 2024.
- [Bazhenov *et al.*, 2023] Gleb Bazhenov, Denis Kuznedelev, Andrey Malinin, Artem Babenko, and Liudmila Prokhorenkova. Evaluating robustness and uncertainty of graph models under structural distributional shifts. *NeurIPS*, pages 75567–75594, 2023.
- [Bojchevski and Günnemann, 2017] Aleksandar Bojchevski and Stephan Günnemann. Deep gaussian embedding of graphs: Unsupervised inductive learning via ranking. *arXiv preprint arXiv:1707.03815*, 2017.
- [Cai *et al.*, 2025] Tingyi Cai, Yunliang Jiang, Ming Li, Changqin Huang, Yi Wang, and Qionghao Huang. ML-GOOD: Towards multi-label graph out-of-distribution detection. In *AAAI*, 2025.
- [Chen *et al.*, 2025] Yuhan Chen, Yihong Luo, Yifan Song, Pengwen Dai, Jing Tang, and Xiaochun Cao. Decoupled graph energy-based model for node out-of-distribution detection on heterophilic graphs. In *ICLR*, 2025.
- [Ding *et al.*, 2024] Zhihao Ding, Jieming Shi, Shiqi Shen, Xuequn Shang, Jiannong Cao, Zhipeng Wang, and Zhi Gong. SGOOD: Substructure-enhanced graph-level out-of-distribution detection. In *CIKM*, pages 467–476, 2024.
- [Du *et al.*, 2024] Xuefeng Du, Yiyu Sun, and Yixuan Li. When and how does in-distribution label help out-of-distribution detection? In *ICML*, 2024.
- [Duan *et al.*, 2023] Jingcan Duan, Siwei Wang, Pei Zhang, En Zhu, Jingtao Hu, Hu Jin, Yue Liu, and Zhibin Dong. Graph anomaly detection via multi-scale contrastive learning networks with augmented view. In *AAAI*, pages 7459–7467, 2023.
- [Gao *et al.*, 2023] Yuan Gao, Xiang Wang, Xiangnan He, Zhenguang Liu, Huamin Feng, and Yongdong Zhang. Alleviating structural distribution shift in graph anomaly detection. In *WSDM*, pages 357–365, 2023.
- [Gong and Sun, 2024] Zheng Gong and Ying Sun. An energy-centric framework for category-free out-of-distribution node detection in graphs. In *KDD*, page 908–919, 2024.
- [Gui *et al.*, 2022] Shurui Gui, Xiner Li, Limei Wang, and Shuiwang Ji. GOOD: A graph out-of-distribution benchmark. In *NeurIPS*, pages 2059–2073, 2022.
- [Guo *et al.*, 2023] Yuxin Guo, Cheng Yang, Yuluo Chen, Jixi Liu, Chuan Shi, and Junping Du. A data-centric framework to endow graph neural networks with out-of-distribution detection ability. In *KDD*, pages 638–648, 2023.
- [Hart *et al.*, 2023] Russell Hart, Linlin Yu, Yifei Lou, and Feng Chen. Improvements on uncertainty quantification for node classification via distance based regularization. In *NeurIPS*, pages 55454–55478, 2023.
- [Hoffmann *et al.*, 2023] Marcel Hoffmann, Lukas Galke, and Ansgar Scherp. Open-world lifelong graph learning. In *IJCNN*, 2023.
- [Hu *et al.*, 2020] Weihua Hu, Matthias Fey, Marinka Zitnik, Yuxiao Dong, Hongyu Ren, Bowen Liu, Michele Catasta, and Jure Leskovec. Open graph benchmark: Datasets for machine learning on graphs. In *NeurIPS*, pages 22118–22133, 2020.
- [Huang *et al.*, 2022] Tiancheng Huang, Donglin Wang, and Yuan Fang. End-to-end open-set semi-supervised node classification with out-of-distribution detection. In *IJCAI*, 2022.
- [Ji *et al.*, 2023] Yuanfeng Ji, Lu Zhang, Jiayang Wu, Bingzhe Wu, Lanqing Li, Long-Kai Huang, Tingyang Xu, Yu Rong, Jie Ren, Ding Xue, et al. DrugOOD: Out-of-distribution dataset curator and benchmark for ai-aided drug discovery—a focus on affinity prediction problems with noise annotations. In *AAAI*, pages 8023–8031, 2023.
- [Ju *et al.*, 2024] Wei Ju, Siyu Yi, Yifan Wang, Zhiping Xiao, Zhengyang Mao, Hourun Li, Yiyang Gu, Yifang Qin, Nan Yin, Senzhang Wang, et al. A survey of graph neural networks in real world: Imbalance, noise, privacy and OOD challenges. *arXiv preprint arXiv:2403.04468*, 2024.
- [Junwei *et al.*, 2024] He Junwei, Qianqian Xu, Yangbangyan Jiang, Zitai Wang, Yuchen Sun, and Qingming Huang. HGOE: Hybrid external and internal graph outlier exposure for graph out-of-distribution detection. In *MM*, pages 1544–1553, 2024.
- [Kim *et al.*, 2023] Jang-Hyun Kim, Sangdoon Yun, and Hyun Oh Song. Neural relation graph: A unified framework for identifying label noise and outlier data. In *NeurIPS*, pages 43754–43779, 2023.
- [Kumar *et al.*, 2019] Srijan Kumar, Xikun Zhang, and Jure Leskovec. Predicting dynamic embedding trajectory in temporal interaction networks. In *KDD*, pages 1269–1278, 2019.
- [Li *et al.*, 2022] Zenan Li, Qitian Wu, Fan Nie, and Junchi Yan. GraphDE: A generative framework for debiased learning and out-of-distribution detection on graphs. In *NeurIPS*, pages 30277–30290, 2022.
- [Lin *et al.*, 2024] Xixun Lin, Wenxiao Zhang, Fengzhao Shi, Chuan Zhou, Lixin Zou, Xiangyu Zhao, Dawei Yin, Shirui Pan, and Yanan Cao. Graph neural stochastic diffusion for estimating uncertainty in node classification. In *ICML*, 2024.
- [Liu *et al.*, 2023] Yixin Liu, Kaize Ding, Huan Liu, and Shirui Pan. GOOD-D: On unsupervised graph out-of-distribution detection. In *WSDM*, pages 339–347, 2023.
- [Luo *et al.*, 2023] Xiao Luo, Yusheng Zhao, Yifang Qin, Wei Ju, and Ming Zhang. Towards semi-supervised universal graph classification. *IEEE Transactions on Knowledge and Data Engineering*, 36(1):416–428, 2023.
- [Ma *et al.*, 2024] Longfei Ma, Yiyu Sun, Kaize Ding, Zemin Liu, and Fei Wu. Revisiting score propagation



- in graph out-of-distribution detection. In *NeurIPS*, 2024. URL: <https://openreview.net/forum?id=jb5qN3212b>.
- [McAuley *et al.*, 2015] Julian McAuley, Rahul Pandey, and Jure Leskovec. Inferring networks of substitutable and complementary products. In *KDD*, pages 785–794, 2015.
- [Rolland *et al.*, 2021] Iain Rolland, Andrea Marinoni, and Sivasakthy Selvakumaran. Uncertainty-aware graph-based multimodal remote sensing detection of out-of-distribution samples. In *CIKM Workshops*, 2021.
- [Rozemberczki and Sarkar, 2021] Benedek Rozemberczki and Rik Sarkar. Twitch gamers: A dataset for evaluating proximity preserving and structural role-based node embeddings. *arXiv preprint arXiv:2101.03091*, 2021.
- [Sen *et al.*, 2008] Prithviraj Sen, Galileo Namata, Mustafa Bilgic, Lise Getoor, Brian Galligher, and Tina Eliassi-Rad. Collective classification in network data. *AI magazine*, 29(3):93–93, 2008.
- [Shchur *et al.*, 2018] Oleksandr Shchur, Maximilian Mumme, Aleksandar Bojchevski, and Stephan Günnemann. Pitfalls of graph neural network evaluation. *arXiv preprint arXiv:1811.05868*, 2018.
- [Shen *et al.*, 2024] Xu Shen, Yili Wang, Kaixiong Zhou, Shirui Pan, and Xin Wang. Optimizing OOD detection in molecular graphs: A novel approach with diffusion models. *KDD*, pages 2640–2650, 2024.
- [Shi *et al.*, 2023] Weili Shi, Xueying Yang, Xujiang Zhao, Haifeng Chen, Zhiqiang Tao, and Sheng Li. Calibrate graph neural networks under out-of-distribution nodes via deep Q-learning. In *CIKM*, pages 2270–2279, 2023.
- [Song and Wang, 2022] Yu Song and Donglin Wang. Learning on graphs with out-of-distribution nodes. In *KDD*, pages 1635–1645, 2022.
- [Stadler *et al.*, 2021] Maximilian Stadler, Bertrand Charpentier, Simon Geisler, Daniel Zügner, and Stephan Günnemann. Graph posterior network: Bayesian predictive uncertainty for node classification. In *NeurIPS*, pages 18033–18048, 2021.
- [Tang *et al.*, 2008] Jie Tang, Jing Zhang, Limin Yao, Juanzi Li, Li Zhang, and Zhong Su. ArnetMiner: Extraction and mining of academic social networks. In *KDD*, pages 990–998, 2008.
- [Tang *et al.*, 2022] Jianheng Tang, Jiajin Li, Ziqi Gao, and Jia Li. Rethinking graph neural networks for anomaly detection. In *ICML*, pages 21076–21089, 2022.
- [Um *et al.*, 2025] Daeho Um, Jongin Lim, Sunoh Kim, Yuneil Yeo, and Yoonho Jung. Spreading out-of-distribution detection on graphs. In *ICLR*, 2025.
- [Wang *et al.*, 2024a] Chenxu Wang, Xichan Nie, Jinfeng Chen, Pinghui Wang, Junzhou Zhao, and Xiaohong Guan. SMUG: Sand mixing for unobserved class detection in graph few-shot learning. In *WWW*, pages 618–628, 2024.
- [Wang *et al.*, 2024b] Luzhi Wang, Dongxiao He, He Zhang, Yixin Liu, Wenjie Wang, Shirui Pan, Di Jin, and Tat-Seng Chua. GOODAT: Towards test-time graph out-of-distribution detection. In *AAAI*, pages 15537–15545, 2024.
- [Wang *et al.*, 2024c] Yili Wang, Yixin Liu, Xu Shen, Chenyu Li, Kaize Ding, Rui Miao, Ying Wang, Shirui Pan, and Xin Wang. Unifying unsupervised graph-level anomaly detection and out-of-distribution detection: A benchmark. *arXiv preprint arXiv:2406.15523*, 2024.
- [Wang *et al.*, 2025] Danny Wang, Ruihong Qiu, Guangdong Bai, and Zi Huang. GOLD: Graph out-of-distribution detection via implicit adversarial latent generation. In *ICLR*, 2025.
- [Wu *et al.*, 2020] Man Wu, Shirui Pan, and Xingquan Zhu. OpenWGL: Open-world graph learning. In *ICDM*, pages 681–690, 2020.
- [Wu *et al.*, 2021a] Zhi-Fan Wu, Tong Wei, Jianwen Jiang, Chaojie Mao, Mingqian Tang, and Yu-Feng Li. NGC: A unified framework for learning with open-world noisy data. In *ICCV*, pages 62–71, 2021.
- [Wu *et al.*, 2021b] Zonghan Wu, Shirui Pan, Fengwen Chen, Guodong Long, Chengqi Zhang, and Philip S. Yu. A comprehensive survey on graph neural networks. *IEEE Transactions on Neural Networks and Learning Systems*, 32(1):4–24, 2021.
- [Wu *et al.*, 2023] Qitian Wu, Yiting Chen, Chenxiao Yang, and Junchi Yan. Energy-based out-of-distribution detection for graph neural networks. In *ICLR*, 2023.
- [Yang *et al.*, 2024a] Jingkan Yang, Kaiyang Zhou, Yixuan Li, and Ziwei Liu. Generalized out-of-distribution detection: A survey. In *IJCV*, page 5635–5662, 2024.
- [Yang *et al.*, 2024b] Shenzi Yang, Bin Liang, An Liu, Lin Gui, Xingkai Yao, and Xiaofang Zhang. Bounded and uniform energy-based out-of-distribution detection for graphs. In *ICML*, 2024. URL: <https://openreview.net/forum?id=mjh7AOWozN>.
- [Zhang *et al.*, 2022] Qin Zhang, Qincai Li, Xiaojun Chen, Peng Zhang, Shirui Pan, Philippe Fournier-Viger, and Joshua Zhexue Huang. A dynamic variational framework for open-world node classification in structured sequences. In *ICDM*, pages 703–712, 2022.
- [Zhao *et al.*, 2020] Xujiang Zhao, Feng Chen, Shu Hu, and Jin-Hee Cho. Uncertainty aware semi-supervised learning on graph data. In *NeurIPS*, pages 12827–12836, 2020.
- [Zhao *et al.*, 2022] Guangxiang Zhao, Wenkai Yang, Xuancheng Ren, Lei Li, Yunfang Wu, and Xu Sun. Well-classified examples are underestimated in classification with deep neural networks. In *AAAI*, pages 9180–9189, 2022.
- [Zhu *et al.*, 2024] Yulin Zhu, Liang Tong, Gaolei Li, Xiapu Luo, and Kai Zhou. FocusedCleaner: Sanitizing poisoned graphs for robust GNN-based node classification. *IEEE Transactions on Knowledge and Data Engineering*, 36(6):2476–2489, 2024.