

Curvature Tuning: Provable Training-free Model Steering From a Single Parameter

Leyang Hu*
Brown University
leyang_hu@brown.edu

Matteo Gamba*
KTH Royal Institute of Technology
mgamba@kth.se

Randall Balestrieri
Brown University
randall_balestrieri@brown.edu

Abstract

The scaling of model and data sizes has reshaped the AI landscape, establishing finetuning pretrained models as the standard paradigm for solving downstream tasks. However, dominant finetuning methods typically rely on weight adaptation, often lack interpretability, and depend on heuristically chosen hyperparameters. In this paper, we take a different perspective and shift the focus from weights to activation functions, viewing them through the lens of spline operators. We propose Curvature Tuning (CT), an interpretable and principled steering method that modulates a model’s decision boundary by injecting a single hyperparameter into its activation functions. We show that CT provably adjusts model decision boundary curvature and, more fundamentally, projects a model onto a space of smooth functions—thereby complementing current finetuning methods, whose effect lies primarily in feature adaptation. Making this hyperparameter trainable gives rise to a novel and highly parameter-efficient finetuning method. Empirically, CT improves both generalization and robustness. For example, it boosts downstream accuracy of ResNet-50/152 by 8.59%/8.34% over linear probing and 4.64%/1.70% over LoRA across 12 datasets, and improves robust accuracy on the ℓ_∞ benchmark from RobustBench by 1032.64%/1494.46%. Our code is available at <https://github.com/Leon-Leyang/curvature-tuning>.

1 Introduction

The scaling of model and data sizes has given rise to foundation models, such as Llama3 [1] for natural language processing (NLP), DINOv2 [2] for computer vision (CV), CLIP [3] and SigLIP [4] for multimodal tasks, and OpenVLA [5] for embodied agents. These models have shown remarkable capabilities, accelerating a paradigm shift in artificial intelligence: transitioning from training task-specific models from scratch to leveraging models pretrained on large datasets and finetuning them for downstream applications.

Full finetuning, the process of steering¹ a pretrained model by adapting all its parameters to downstream datasets, was once the primary approach for transferring knowledge. While it effectively enhances generalization [6] and robustness [7], it is computationally expensive at large model scales. To mitigate this, parameter-efficient finetuning (PEFT) methods such as Serial Adapter [8] and

*These authors contributed equally to this work.

¹In this paper, we use *steering* as a general term for tuning a model, including both training-based and non-training-based methods. We use *finetuning* to refer specifically to steering methods that adapt the model’s parameters via training.

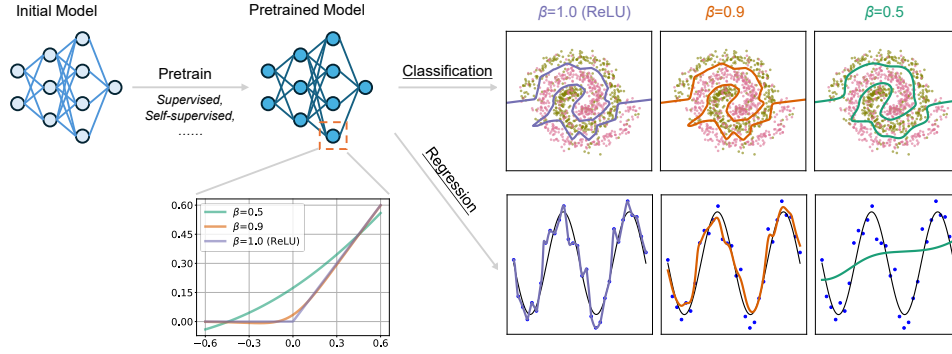


Figure 1: Illustration of Curvature Tuning (CT) on classification (top) and regression (bottom) tasks. The pretrained model for classification is a 3-layer MLP with hidden width 20 trained for 2000 steps; for regression, it is a 9-layer MLP with hidden width 64 trained for 20000 steps. **CT steers a pretrained model by replacing ReLUs with a β -parameterized activation function and tuning β from 1 to 0, effectively modulating the model’s decision boundary curvature.**

LoRA [9] have been introduced, which finetune only a small subset of parameters. However, these approaches usually lack interpretability and principled design. For instance, they treat the model as a black box, making it unclear how the model is steered for downstream tasks. Consequently, they usually rely on heuristic choices—such as LoRA’s rank, placement, and initialization—with minimal theoretical guidance. This leads to a natural question: *how can we construct principled steering solutions addressing both efficiency and interpretability?*

In this work, we answer the question by introducing a novel model steering perspective. We observe that despite differences in specific forms, existing finetuning methods all share a focus on adapting model weights—either by introducing new ones or updating existing ones. However, one critical component of the model has been largely overlooked: the activation functions (e.g., ReLU), which are responsible for the model’s nonlinearity and, ultimately, its expressivity [10, 11].

Grounded in the spline interpretation of deep networks [12, 13], we propose **Curvature Tuning (CT)**, a steering method (denoted as S-CT) that provably modulates a model’s decision boundary curvature by injecting a single hyperparameter β into the activation function, as shown in Fig. 1. Additionally, allowing β to be trained leads to a novel finetuning method (denoted as T-CT). We highlight four key advantages of CT below:

CT is more interpretable and principled. We show that CT provably modulates the curvature of the model’s decision boundary with as few as only one hyperparameter.

CT complements current finetuning methods. More essentially, while current finetuning methods adapt features, CT projects the model to a space of smooth functions.

CT is highly parameter-efficient. As a steering method, S-CT introduces only one (hyper)parameter per network. As a finetuning method, T-CT still uses significantly fewer parameters than LoRA with rank one, requiring only 0.58% to 59.09% of the parameters used by LoRA in our experiments.

CT improves both generalization and robustness. For example, T-CT boosts transfer accuracy of ResNet-50/152 by 8.59%/8.34% over linear probing and 4.64%/1.70% over LoRA with rank one across 12 downstream datasets. S-CT improves robust accuracy of ResNet-50/152 by 1032.64%/1494.46% on the ℓ_∞ benchmark from RobustBench.

In summary, our key contributions are both theoretical and empirical. **Theoretically**, we propose CT and show that it provably modulates the model’s decision boundary curvature, by projecting the model onto a space of smooth functions. **Empirically**, we introduce S-CT as a steering method and T-CT as a finetuning method, demonstrating improved generalization across six models and 12 downstream datasets, as well as robustness gains on the RobustBench benchmark [14].

The remainder of this paper is organized as follows: Section 2 reviews current finetuning techniques and introduces relevant spline concepts, the foundation for our method. Section 3 details our

proposed method and its theoretical guarantees. Section 4 presents experimental results, and Section 5 summarizes our findings and potential future directions.

2 Background

This section first reviews current finetuning techniques and their limitations (Section 2.1), then introduces spline theory and its connections to deep networks as the foundation for CT (Section 2.2).

2.1 Current finetuning techniques and limitations

Finetuning refers to steering a pretrained model to improve its performance on downstream tasks through training. Initially, the common practice was to continue training all model parameters—a process known as *full finetuning*. Notable examples include GPT [6] and DINO [15]. However, as model sizes have grown, full finetuning has become increasingly costly and often impractical, particularly when downstream datasets are small. Given these challenges, *parameter-efficient finetuning (PEFT)* methods were developed to mitigate the cost while maintaining effectiveness.

We follow the categorization of Han et al. [16], which groups PEFT methods into four main categories. **Additive PEFT** introduces additional trainable parameters to the pretrained model, training only these new parameters during finetuning. Examples include Serial Adapter [8], Prefix-tuning [17], (IA)³ [18], and RoAd [19]. **Selective PEFT** identifies a subset of existing parameters for finetuning, with examples such as U-Diff pruning and S-Diff pruning [20]. **Reparameterized PEFT** decomposes pretrained weights into low-rank matrices, finetuning only the low-rank components, which are converted back during inference; examples include LoRA [9] and DyLoRA [21]. **Hybrid PEFT** combines multiple PEFT strategies, such as UniPELT [22] and S4 [23].

While PEFT methods differ in the parameters they update, they all adapt model weights and operate on learned features—an approach that often relies on heuristic tuning. For example, LoRA requires decisions about adapter placement [24], rank [21, 25], scaling [26], and initialization [27]. In contrast, as described in Section 3, CT introduces only a single hyperparameter into the activation functions that provably modulates the decision boundary curvature, offering a more interpretable alternative that instead operates on the model’s underlying function space without changing model weights.

The problem of learning low-curvature activation functions has been explored in the context of pretraining, where Srinivas et al. [28] exploit a parametric version of Softplus. Our paper differs in two substantial aspects. First, we introduce a more general parametric activation function (CTU) encompassing a wider family of non-linearities, which provides direct applicability to current network architectures and particularly transformers. Second, we are the first to propose modulating activation functions as a novel PEFT direction, allowing to control downstream generalization and robustness without changing the pre-trained model’s learned features.

2.2 The spline formulation of deep networks

In this subsection, we review relevant concepts in splines, which provide a mathematical framework for understanding the relationship between piecewise-affine functions and deep networks (DN).

A *spline function* is a continuous function $s : \mathbb{R}^D \rightarrow \mathbb{R}$ defined piecewise by polynomials. An *affine spline function* is a special case where each piece is defined by an affine mapping. Such a function can be parameterized by three components: a matrix $\mathbf{A} \in \mathbb{R}^{R \times D}$ representing the slopes of the affine mappings, a vector $\mathbf{b} \in \mathbb{R}^R$ representing the offsets, and a partition $\Omega \triangleq \{\omega_1, \dots, \omega_R\}$ of the input space \mathbb{R}^D into R regions. For an input $\mathbf{x} \in \mathbb{R}^D$, the affine spline function is defined as:

$$s[\mathbf{A}, \mathbf{b}, \Omega](\mathbf{x}) = \sum_{r=1}^R (\langle \mathbf{A}_{r,\cdot}, \mathbf{x} \rangle + \mathbf{b}_r) \mathbf{1}_{\{\mathbf{x} \in \omega_r\}}, \quad (1)$$

where $\mathbf{1}_{\{\mathbf{x} \in \omega_r\}}$ is an indicator function that equals 1 if \mathbf{x} belongs to region ω_r and 0 otherwise.

A *max-affine spline function* is a special case of an affine spline function that does not need explicit knowledge of Ω . Instead, its output is computed as the maximum value over the affine mappings:

$$s[\mathbf{A}, \mathbf{b}](\mathbf{x}) = \max_{r=1 \dots R} (\langle \mathbf{A}_{r,\cdot}, \mathbf{x} \rangle + \mathbf{b}_r). \quad (2)$$

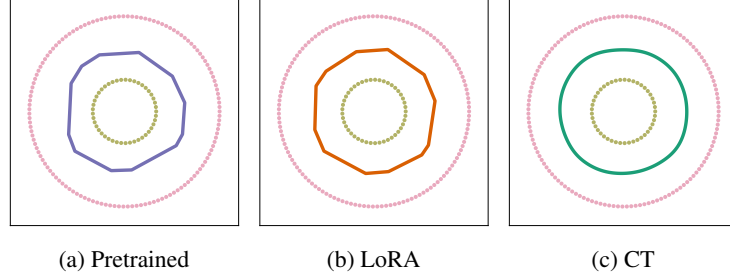


Figure 2: Toy example illustrating how modulating model’s activation functions steers decision boundaries curvature. The model is a 2-layer MLP with hidden width 7; (a) baseline pretrained for 4000 steps, then finetuned for another 4000 steps using (b) LoRA ($r = 1$, $\alpha = 1$) and (c) *Trainable CT*. **CT achieves near-optimal approximation by smoothing the decision boundary of the pretrained model, whereas LoRA only operates on the model parameters, without changing the model’s underlying geometry.**

The key result underpinning our study is that many DN layers—such as fully connected and convolutional layers, and convex piecewise-affine activations (e.g., ReLU, max pooling, and maxout)—can be exactly represented as max-affine spline operators², and that DNs composed of such layers can be represented as affine spline operators [13] (further details in Section A).

Now that we have reviewed existing finetuning methods and their limitations, and introduced the necessary spline-based foundations, we proceed to present our proposed method in Section 3.

3 Curvature Tuning (CT): a provable method for model steering

In this section, we introduce our proposed method, Curvature Tuning (CT). We begin by motivating the benefits of modulating decision boundaries as a model steering technique. Then, we dive into CT’s construction in Section 3.1 with implementation details in Section 3.2. Additional theoretical intuition is provided in Section 3.3. Extensive experimental validation is presented in Section 4.

Motivating example. Consider a toy binary classification problem in \mathbb{R}^2 , whereby the optimal decision boundary separating two classes is given by the unit circle $S^1 = \{\mathbf{x} \in \mathbb{R}^2 : \|\mathbf{x}\|_2 = 1\}$, parameterized by the curve $\gamma : t \mapsto (\cos 2\pi t, \sin 2\pi t)$, for $t \in [0, 1]$. Let $\sigma(z) = \frac{\exp(z)}{1+\exp(z)}$ be the sigmoid. By definition of decision boundary, an optimal network $f : \mathbb{R}^2 \rightarrow \mathbb{R}$ should predict both classes with equal probability $\sigma(f(\gamma(t))) = 0.5, \forall t \in [0, 1] \iff f(\gamma(t)) = 0, \forall t$. Focusing on the decision boundary, the approximation error e is given by the line integral $e = \int_{\gamma} |f(\mathbf{x})| d\mathbf{x} = \int_0^1 |f(\gamma(t))| \|\gamma'(t)\| dt$. For a ReLU network (Eq. (1)), computing the error over the regions $\Omega_{\gamma} = \Omega \cap S^1$ yields $e = 2\pi \sum_{k=0}^{r'} \left((-1)^{z_k(t_k)} [g_{r_k}(t)]_{t_k}^{s_k} + (-1)^{z_k(t_{k+1})} [g_{r_k}(t)]_{s_k}^{t_{k+1}} \right)$ for $r' = |\Omega_{\gamma}|$, where t_k are the spline breakpoints pulled-back from \mathbb{R}^2 to $[0, 1]$, r_k denotes which spline region the k -th segment $[t_k, t_{k+1}]$ falls into, $z_k(t) := \mathbf{1}_{\{\mathbf{A}_{r_k, \cdot} \cdot \gamma(t) + \mathbf{b}_{r_k} < 0\}}$, $s_k \in [t_k, t_{k+1}]$ is the value flip point of $z_k(t)$ and $g_{r_k}(t) = \mathbf{A}_{r_k, 1} \frac{\sin 2\pi t}{2\pi} - \mathbf{A}_{r_k, 2} \frac{\cos 2\pi t}{2\pi} + \mathbf{b}_{r_k} t$ (full derivations in Section C.2). Assuming the network considered attains optimal approximation error $e > 0$, then it is clear that $t_{k+1} \rightarrow t_k \implies e \rightarrow 0$. The converse implication holds when the task is changed from classification to regressing the unit circle. In this case, reducing the approximation error by adapting the model’s weights (either through PEFT or training a larger model from scratch) will still result in an affine spline operator, for which $e > 0$ and further reducing e to 0 would require infinitely many neurons. This paper explores an orthogonal approach: by modulating the model’s activation functions, one can efficiently control its curvature and, in turn, that of its decision boundaries, thereby steering them toward optimality—without modifying the model’s weights. Fig. 2 illustrates this phenomenon: methods such as LoRA implicitly tune the spline slopes and breakpoints, whereas modulating model nonlinearities changes the model’s underlying geometry.

²Here, *operator* simply refers to a mapping between vector spaces (i.e., a function $f : \mathbb{R}^D \rightarrow \mathbb{R}^K$) obtained by concatenating K functions like s .

3.1 The β -Vector-Quantization (VQ) inference framework

This section builds upon the max-affine spline formulation from Eq. (2) to construct a model steering method operating on the model’s activation functions. By inspecting Eq. (2), we observe that the mapping remains affine within each (implicitly defined) region where the pointwise maximum does not change. Specifically, for any input \mathbf{x} where $\arg \max_{r=1\dots R} (\langle \mathbf{A}_{r,\cdot}, \mathbf{x} \rangle + \mathbf{b}_r)$ remains constant, all such inputs belong to the same region, as they share the same affine mapping. The nonlinearity of the function arises when transitioning between these regions.

Smoothing the nonlinearity by smoothing the spline region assignment process. Instead of going from one affine mapping to another in an abrupt fashion (whenever crossing that hyperplane), one may consider a smoother transition. There are two common practices to achieve that goal.

We know that each unit of a layer is a max-affine spline. The inference process of each unit can thus be decomposed into two steps:

1. VQ Inference Step (region selection): Determine the affine transformation that maximizes the output, which can be viewed as a VQ process. The decision is encoded in a one-hot selection variable $\mathbf{t} \in \mathbb{R}^R$, where R is the number of input region partitions of the max-affine spline function, and the r^* -th entry is set to 1, where:

$$r^* = \arg \max_{r \in \{1, \dots, R\}} (\langle \mathbf{A}_{r,\cdot}, \mathbf{x} \rangle + \mathbf{b}_r). \quad (3)$$

2. Computation Step (affine transformation): Compute the output of the neuron based on the selection variable \mathbf{t} :

$$f(\mathbf{x}) = \sum_{r=1}^R \mathbf{t}_r \cdot (\langle \mathbf{A}_{r,\cdot}, \mathbf{x} \rangle + \mathbf{b}_r). \quad (4)$$

As discussed, the affine transformation is selected in a *hard* manner, where only the transformation that maximizes the output is chosen. Alternatively, a *soft* selection can be employed, in which the selection variable \mathbf{t} is no longer a one-hot vector but is inferred probabilistically. To formalize this, we follow the probabilistic formulation from [29] and introduce the following regularized region selection problem, where the new selection variable \mathbf{t}^β is computed as below:

$$\mathbf{t}^\beta = \arg \max_{\mathbf{t} \in \Delta_R} \left[\beta \sum_{r=1}^R \mathbf{t}_r \cdot (\langle \mathbf{A}_{r,\cdot}, \mathbf{x} \rangle + \mathbf{b}_r) + (1 - \beta) H(\mathbf{t}) \right], \quad (5)$$

where $H(\mathbf{t})$ denotes the Shannon entropy of the selection variable, and Δ_R is the probability simplex in \mathbb{R}^R . The optimal solution \mathbf{t}^β has the closed-form:

$$\mathbf{t}_r^\beta = \frac{\exp \left(\frac{\beta (\langle \mathbf{A}_{r,\cdot}, \mathbf{x} \rangle + \mathbf{b}_r)}{1 - \beta} \right)}{\sum_{i=1}^R \exp \left(\frac{\beta (\langle \mathbf{A}_{i,\cdot}, \mathbf{x} \rangle + \mathbf{b}_i)}{1 - \beta} \right)} \quad \text{for } r = 1, \dots, R. \quad (6)$$

Using the computation step in Eq. (4) and a ReLU activation function, switching from $\beta = 1$ to $\beta = 0.5$ is provably equivalent to replacing ReLU with the Sigmoid Linear Unit (SiLU). In the limit as $\beta \rightarrow 0$, the activation function becomes linear—thus making the entire input-output mapping of the network linear as well. [29]

Smoothing the nonlinearity by smoothing the max. As previously mentioned, there is an alternative way to smooth the max-affine spline mapping from Eq. (2). Instead of relying on a soft region assignment, we can instead directly smooth the maximum function. It is already well known that smoothing the maximum operator leads to the log-sum-exp operator (i.e. Softplus). Hence, the mapping from Eq. (2) now becomes

$$(1 - \beta) \ln \left[\sum_{r=1}^R \exp \left(\frac{\langle \mathbf{A}_{r,\cdot}, \mathbf{x} \rangle + \mathbf{b}_r}{1 - \beta} \right) \right], \quad (7)$$

where we parameterized the mapping so that its behavior is akin to Eq. (5), a value of $\beta \rightarrow 1$ recovers the original affine spline activation, e.g., ReLU.

The crucial observation we make is that both parameterizations tend to shift the mean of the output of the unit either by a negative factor (for Eq. (5)) or a positive factor (for Eq. (7)). This means

that in very deep models, varying β with either parameterization produces a shift in the decision boundary or regression that cannot be recovered unless the parameters are trained once again, which we are trying to avoid. As a result, as detailed in Section 3.2, our implementation combines the two parameterizations in a weighted manner to mitigate this bias, as Fig. S1 illustrates.

3.2 Implementation of CT

We begin by presenting the core activation that gives CT its expressive power—referred to as **CT Unit (CTU)**. The activation is obtained by combining the two parameterizations discussed in Section 3.1, in order to mitigate the mean shift introduced by each parameterization individually:

$$\varphi_{\beta,c}(\mathbf{x}) = c \cdot \sigma\left(\frac{\beta\mathbf{x}}{1-\beta}\right) \cdot \mathbf{x} + (1-c) \cdot \ln\left[1 + \exp\left(\frac{\mathbf{x}}{1-\beta}\right)\right] \cdot (1-\beta), \quad (8)$$

where $\beta \in [0, 1]^3$ modulates the curvature, $c \in [0, 1]$ is the mixing coefficient, and $\sigma(\cdot)$ denotes the sigmoid function. This is essentially a convex combination of reparameterized SiLU and Softplus:

$$\text{SiLU}(\mathbf{x}) = \sigma(\eta\mathbf{x}) \cdot \mathbf{x}, \quad \eta = \frac{\beta}{1-\beta}; \quad \text{Softplus}(\mathbf{x}) = \frac{1}{\gamma} \cdot \ln[1 + \exp(\gamma\mathbf{x})], \quad \gamma = \frac{1}{1-\beta}. \quad (9)$$

It is worth noting that CTU naturally encompasses a broad family of functions. Particularly, it recovers SiLU ($c = 1$), Softplus ($c = 0$), as well as closely approximates GELU ($c = 1$ and $\beta = 0.64$).

Steering vs Trainable CT. We provide two implementations of CT differing in how CTU is applied. The first, denoted *Steering CT* (S-CT), replaces all ReLUs in the network with CTUs using a fixed $c = 0.5$ and a shared $\beta \in [0, 1]$. This version is highly parameter-efficient—introducing only a single hyperparameter—and does not require backpropagation, making it suitable as a steering method.

The second, referred to as *Trainable CT* (T-CT), also replaces all ReLUs with CTUs but assigns each output neuron its own trainable pair (β, c) , optimized via backpropagation. This version serves as a finetuning method: while it introduces additional parameters, the increase is modest compared to methods like LoRA and it yields competitive performance, as shown in Section 4.2. Code for both implementations is provided in Section D.

3.3 Curvature Tuning operates as a projection

This section provides a characterization of CT, by casting it as a projection of a ReLU network to a space of smooth functions. All proofs are deferred to Section C.1.

Theorem 3.1 (Informal). *For a ReLU network $f : \mathbb{R}^D \rightarrow \mathbb{R}$ with parameter \mathbf{W} (collecting all weights and biases), for fixed $c \in [0, 1]$ and $\beta \in [0, 1]$, replacing every instance of ReLU with a CTU (Eq. (8)) with hyperparameters β, c is equivalent to projecting f to a smooth function $f_{\beta,c}$ with bounded gradients and curvature, while keeping \mathbf{W} fixed. Importantly, for $0 < \beta < 1$, $f_{\beta,c}$ enjoys higher local expressivity than f for the same parameter \mathbf{W} , due to non-vanishing local curvature.*

To conclude, we observe how varying β modulates the curvature of the whole model function f and, in turn, of the model’s decision boundaries. We begin by noting that for a deep network $f : \mathbb{R}^D \rightarrow \mathbb{R}^K$, the decision boundary between any class i and j is given by $\{\mathbf{x} \in \mathbb{R}^D : g(\mathbf{x}) := f_i(\mathbf{x}) - f_j(\mathbf{x}) = 0\}$, for any $i, j = 1, \dots, K$ with $i \neq j$. Particularly, g is itself a deep network, sharing the same parameters as f up until the penultimate layer, after which the parameters are the vector $W_i^L - W_j^L$ and the bias $b_i^L - b_j^L$. Importantly, when varying β while keeping all model parameters fixed, the Jacobian $\nabla_{\mathbf{x}}g(\mathbf{x})$ and the Hessian $\nabla_{\mathbf{x}}^2g(\mathbf{x})$ are respectively given by the gradients and Hessian of $\mathbf{z}^{L-1}(\mathbf{x})$ —corresponding to the post-activation output of the $L-1$ -th layer—weighted by $W_i^L - W_j^L$. Hence, modulating the nonlinearity of activation functions via β directly controls the curvature of both model function and its decision boundaries.⁴

Particularly, for $c = 1$ (Eq. (8)), as $\beta \rightarrow 0$, the activation becomes linear. Since modern DNs (e.g. MLP, CNN, RNN) are composed of activation functions interleaved with affine layers, it follows

³In practice, for numerical stability we use $\eta = \frac{\beta}{1-\beta+\varepsilon}$ and $\gamma = \frac{1}{1-\beta+\varepsilon}$, where $\varepsilon = 10^{-6}$ allows the method to remain well-defined at $\beta = 1$.

⁴In the following, unless specified, we will thus refer interchangeably to the curvature of a DN mapping and that of its decision boundaries whenever modulating nonlinearities via CT.

directly that the entire input-output mapping becomes affine when $\beta \rightarrow 0$. In this setting, the curvature of the mapping—defined as the norm of its Hessian—becomes zero. As a result, transitioning from the original DN mapping ($\beta = 1$) to the linear setting effectively modulates the network decision boundary curvature, reducing it continuously to zero in the limit. For $c < 1$, as $\beta \rightarrow 0$, the model retains non-vanishing local curvature, while the mapping becomes smooth.

4 Enhancing model generalization and robustness with CT

In this section, we empirically validate the effectiveness of CT across multiple settings. We first demonstrate that S-CT improves generalization (Section 4.1), while T-CT achieves improvement comparable to LoRA with substantially fewer parameters (Section 4.2). Then we show that CT can improve the robustness of models through its implicit bias (Section 4.3). Finally, we demonstrate CT’s effectiveness on transformers despite only partial guarantees (Section 4.4). GPU and seed details are provided in Section B.

4.1 Improving generalization on downstream datasets with S-CT

In this subsection, we evaluate the effectiveness of S-CT in improving model generalization on a variety of downstream datasets. Specifically, we transfer ImageNet-pretrained ResNet-18, ResNet-50, ResNet-152 and VGG-11 models to 12 downstream tasks, including Arabic Characters [30], Arabic Digits [31], Beans [32], CUB-200-2011 [33], DTD [34], FashionMNIST [35], FGVC-Aircraft [36], Flowers102 [37], Food101 [38], and three subsets from MedMNIST—PathMNIST, OCTMNIST, and DermaMNIST [39]. Each dataset is split into training/validation/test sets (details in Section B.1).

To apply S-CT, we replace all ReLUs in the backbone with CTUs, freeze the model, and train a linear classifier on the penultimate layer. The optimal β is selected via grid search over $\beta \in [0.7, 1]$ (step size 0.01) using validation accuracy, and the corresponding test accuracy is reported. For the baseline, we train a linear classifier on the frozen original model and report the test accuracy of the checkpoint that performs best on the validation set. All linear classifiers use the same training setup detailed in Section B.1.

Table 1: Mean accuracy (%) over three runs of ImageNet-pretrained ResNet-18/50 when transferred to 12 downstream datasets. The second row under each method indicates the number of trainable parameters (excluding the linear classifier). **S-CT outperforms linear probing on the frozen backbone, and T-CT surpasses LoRA (rank 1)**. Full results (\pm std) in Table S1.

Dataset	ResNet-18				ResNet-50			
	Frozen (0)	S-CT (1)	LoRA (35923)	T-CT (3968)	Frozen (0)	S-CT (1)	LoRA (79443)	T-CT (45440)
Arabic Characters	81.91	87.65	93.37	93.76	80.65	83.66	94.21	95.67
Arabic Digits	97.93	98.77	99.08	99.03	98.33	98.37	99.08	99.16
Beans	87.76	90.36	93.23	94.01	89.58	91.93	94.79	95.57
CUB-200	62.84	63.18	54.83	64.30	65.23	64.62	66.17	71.03
DTD	62.80	62.66	54.36	63.62	67.34	66.91	64.70	65.07
FashionMNIST	88.63	88.70	91.65	91.07	90.05	90.34	92.19	92.78
FGVC-Aircraft	36.80	38.68	29.19	46.44	38.03	41.16	41.99	55.70
Flowers102	80.86	81.97	67.53	86.55	84.00	83.84	82.58	87.62
Food101	61.41	62.27	64.40	66.04	68.06	68.02	71.42	73.60
DermaMNIST	74.83	75.05	74.21	77.66	75.94	75.89	75.73	78.02
OCTMNIST	65.03	67.27	74.27	69.53	67.53	68.00	75.90	74.13
PathMNIST	86.77	87.51	87.62	87.17	90.08	90.26	85.43	87.33
<i>Average</i>	73.96	75.34	73.64	78.26	76.24	76.92	78.68	81.31

Tables 1 and S1 show mean accuracy over three runs for linear probing with and without S-CT on 12 downstream datasets using ResNet-18/50/152 and VGG-11 backbones. S-CT consistently improves generalization, with average relative gains of 1.97%, 1.16%, 0.02%, and 0.71% respectively. We also report the average optimal β across datasets: 0.84 for ResNet-18, 0.94 for ResNet-50, 0.96 for ResNet-152 and 0.90 for VGG-11 (full results in Table S2). These values are consistently close to 1,

suggesting the search range can be narrowed for efficiency. Example accuracy curves in Fig. S2 show that accuracy varies smoothly with β and typically peaks in the middle of the search range.

Additionally, we conduct ablation experiments on the choice of $c = 0.5$ for S-CT under the same settings. As shown in Table S3, setting $c = 0.5$ yields better performance than $c = 1$ (SiLU) or $c = 0$ (Softplus) by 1.99% and 0.56% respectively on ResNet-18, and by 0.94% and 0.57% on ResNet-50, while performing slightly worse by 0.05% and 0.73% on ResNet-152.

4.2 T-CT is comparable to LoRA with fewer parameters

In this subsection, we show that T-CT further improves generalization, achieving performance comparable to LoRA with fewer parameters. We conduct experiments using the same setup as in Section 4.1, evaluating both T-CT and LoRA. For both methods, we replace the original linear classifier in each model with an appropriate one, and apply the respective method to the pretrained backbone. In T-CT, we initialize all β parameters to 0.8 and all c parameters to 0.5. For LoRA, we apply it to all convolutional and linear layers in the backbone (implementation details in Section E). And we set the rank $r = 1$ and scale $\alpha = 1$, so that it has a comparable number of parameters to T-CT. Refer to Section B.2 for training configurations applied to the two methods. Here we report the test accuracy of the best checkpoint on the validation set.

The results, summarized in Tables 1 and S1, show that T-CT achieves the best performance across all methods, with average relative improvements on ResNet-18/50/152 and VGG-11 of 6.75%, 8.59%, 8.34% and 5.53% over the baseline; 4.62%, 7.13%, 8.35% and 4.73% over S-CT; and 10.20%, 4.64%, 1.70% and 4.05% over LoRA. Importantly, T-CT achieves better performance than LoRA with fewer parameters. As reported in Tables 1 and S1, the number of trainable parameters (excluding the classifier) used by T-CT amounts to only 11.05%, 57.20%, 59.09% and 36.39% of that used by LoRA on the four models respectively—even with LoRA operating at its lowest-rank setting ($r = 1$). This highlights the parameter efficiency of our approach. We further compare T-CT and LoRA with varying ranks ($r \in \{1, 2, 4\}$) and scaling factors ($\alpha \in \{r, 2r, 4r\}$) in Table S4. For each dataset and LoRA rank, we report the best test accuracy achieved among the candidate scaling factors. As shown, T-CT can still outperform LoRA under this more challenging setting, achieving relative improvements of 9.65%, 6.56%, and 3.34% over the three ranks on ResNet-18; 4.18%, 2.27%, and 0.19% on ResNet-50; and 1.22%, -0.91%, and -1.84% on ResNet-152, further demonstrating the effectiveness and parameter efficiency of T-CT.

To better understand how T-CT behaves during training, we analyze the distributions of learned β and c values (full statistics provided in Tables S5 and S6). We observe a high degree of within-model variation, with standard deviations ranging from 0.31 to 0.38, while the means remain remarkably stable across architectures: 0.69 to 0.79 for β and 0.57 to 0.61 for c . These mean values are close to those used in S-CT, though the learned β values tend to be smaller than the optimal shared β found in S-CT (0.84 to 0.96), while the learned c values are larger than the fixed $c = 0.5$. We further visualize the distributions in Figs. S3 and S4. In most datasets, as shown in Fig. S3 (OCTMNIST), both β and c exhibit a sharp U-shaped distribution—concentrating near 0 and 1 with a flat middle. This suggests that T-CT leverages its parameter flexibility to assign values at the extremes, producing an effective average close to the manually chosen settings in S-CT, rather than concentrating around the mean values themselves.⁵ In a few datasets, we observe deviations from this trend, as exemplified in Fig. S4 (DTD). Nonetheless, a consistent pattern is that for any given dataset, the distributions remain visually similar across models.

4.3 Improving model robustness through CT’s implicit bias

In this subsection, we demonstrate that CT exhibits an implicit bias toward enhancing model robustness, using benchmarks from RobustBench [14]. We evaluate the robustness of ResNet-18/50/152 on CIFAR-10/100 and ImageNet using the official ℓ_2 and ℓ_∞ adversarial benchmarks from RobustBench [14] and the common corruption benchmark [40]. See Section B.3 for more details.

More specifically, we first show that S-CT can improve robustness without any robustness-oriented objective, by applying it to pretrained models, performing a grid search over $\beta \in [0.7, 1]$ with a step

⁵This behavior may in part be influenced by the sigmoid-based parameterization used in our implementation of T-CT to constrain β and c during training.

size of 0.01, and reporting the best robust accuracy achieved. We then show that T-CT, when used for finetuning (from ImageNet to CIFAR-10/100 following the same training configurations as in Sections 4.1 and 4.2), also enhances robustness despite the absence of a robustness objective—the finetuned models achieve stronger robustness than those trained with linear probing or LoRA ($r = 1$).

Table 2: Mean robust accuracy (%) over three runs of ImageNet-pretrained ResNet-18/50/152 under ℓ_2/ℓ_∞ attacks and corruptions on CIFAR-10/100 and ImageNet. **S-CT yields substantial improvements under ℓ_∞ attacks, with the selected β values close to 1.** Full results (\pm std) in Table S7.

Model	Dataset	ℓ_2			ℓ_∞			Corruption		
		Frozen	S-CT	β	Frozen	S-CT	β	Frozen	S-CT	β
ResNet18	CIFAR10	53.67	53.67	1.00	11.17	14.93	0.90	77.73	77.73	1.00
	CIFAR100	24.30	25.50	0.92	4.47	6.90	0.92	51.81	51.95	0.94
	ImageNet	23.37	23.37	1.00	0.00	7.00	0.89	33.11	33.32	0.92
	<i>Average</i>	33.78	34.18	0.97	5.21	9.61	0.90	54.22	54.33	0.95
ResNet50	CIFAR10	55.10	56.53	0.97	10.10	12.08	0.90	77.26	77.26	1.00
	CIFAR100	23.83	25.80	0.96	4.43	7.90	0.93	53.91	53.93	0.98
	ImageNet	31.90	31.90	1.00	0.30	9.30	0.93	39.64	39.64	1.00
	<i>Average</i>	36.94	38.08	0.98	4.94	9.76	0.94	56.94	56.94	0.99
ResNet152	CIFAR10	56.27	56.27	1.00	11.47	15.00	0.99	78.82	78.83	0.99
	CIFAR100	27.90	28.23	0.98	5.40	7.70	0.99	56.12	56.12	1.00
	ImageNet	42.50	42.50	1.00	0.30	13.53	0.97	45.47	45.47	0.99
	<i>Average</i>	42.22	42.33	0.99	5.72	12.08	0.98	60.14	60.14	0.99

Table 3: Mean robust accuracy (%) over three runs of ImageNet-pretrained ResNet-18/50/152 transferred to CIFAR-10/100 under ℓ_2 , ℓ_∞ attacks, and corruptions. **T-CT improves ℓ_∞ robustness significantly compared to linear probing and LoRA.** Full results (\pm std) in Table S8.

Model	Dataset	ℓ_2			ℓ_∞			Corruption		
		Frozen	LoRA	T-CT	Frozen	LoRA	T-CT	Frozen	LoRA	T-CT
ResNet18	CIFAR10	8.47	5.93	8.93	0.30	0.70	1.57	21.34	13.59	16.83
	CIFAR100	1.57	0.77	1.10	0.03	0.07	0.17	5.10	2.96	4.62
	<i>Average</i>	5.02	3.35	5.01	0.16	0.38	0.87	13.22	8.28	10.72
ResNet50	CIFAR10	6.23	4.57	6.83	0.20	0.33	2.43	16.23	11.69	12.68
	CIFAR100	0.70	0.37	0.47	0.00	0.03	0.07	3.47	2.04	1.61
	<i>Average</i>	3.47	2.47	3.65	0.10	0.18	1.25	9.85	6.86	7.14
ResNet152	CIFAR10	8.03	4.63	8.00	0.43	0.20	5.10	13.82	11.33	9.83
	CIFAR100	0.90	0.47	0.50	0.17	0.00	0.00	2.07	2.13	1.72
	<i>Average</i>	4.46	2.55	4.25	0.30	0.10	2.55	7.94	6.73	5.78

For S-CT, as summarized in Table 2, it is particularly effective against ℓ_∞ attacks, achieving substantial relative improvements of 44.01%, 1032.64%, and 1494.46% for ResNet-18, ResNet-50, and ResNet-152.⁶ Improvements under ℓ_2 attacks and common corruptions are comparatively moderate. The corresponding optimal β values, also shown in Table 2, are consistently close to 1, suggesting that modest curvature modulation suffices to improve robustness—further highlighting the practical efficiency of S-CT. For T-CT, as shown in Table 3, it likewise enhances ℓ_∞ robustness significantly, achieving average relative improvements over linear probing of 445.00%, 1115.00%, and 493.02%, and over LoRA of 133.57%, 384.85%, and 2450.00%. These results collectively demonstrate CT’s implicit bias toward robustness enhancement, further validating its effectiveness beyond standard generalization improvements.

⁶We exclude from relative-improvement computation any cases where the baseline robust accuracy is 0.

4.4 CT shows promise on transformers

In this subsection, we investigate the effectiveness of T-CT in improving the generalization of transformer architectures. Unlike ResNets, transformers include attention layers that fall outside the max-affine spline framework and typically employ non-ReLU activation functions (e.g., GELU), which weakens our theoretical guarantees.

Concretely, we apply T-CT to ImageNet-pretrained Swin-T and Swin-S models, both of which use GELU activations in their feed-forward blocks. As before, we transfer these models to the same 12 downstream datasets and compare T-CT against linear probing on the frozen backbone and LoRA ($r = 1, \alpha = 1$). Additional training details are provided in Section B.4.

Table 4: Mean accuracy (%) over three runs of ImageNet-pretrained Swin-T/S when transferred to 12 downstream datasets. The second row under each method indicates the number of trainable parameters (excluding the linear classifier). **T-CT improves over linear probing but underperforms LoRA.** Full results (\pm std) in Table S9.

Dataset	Swin-T			Swin-S		
	Frozen (0)	LoRA (74832)	T-CT (532)	Frozen (0)	LoRA (148560)	T-CT (868)
Arabic Characters	83.48	93.24	85.02	83.83	94.38	86.65
Arabic Digits	98.14	99.19	98.47	98.28	99.19	98.39
Beans	88.28	94.01	89.06	90.89	95.05	91.41
CUB-200	73.42	78.73	74.33	72.66	79.45	73.40
DTD	70.66	70.99	71.45	69.77	71.56	72.43
FashionMNIST	89.89	93.15	90.23	89.75	93.52	89.85
FGVC-Aircraft	48.06	48.29	47.58	44.36	51.94	45.72
Flowers102	86.66	90.22	85.35	83.24	87.67	85.08
Food101	77.05	83.69	78.90	77.59	85.17	79.45
DermaMNIST	75.83	76.71	75.86	76.64	78.15	77.14
OCTMNIST	69.97	76.30	67.97	66.90	76.97	69.07
PathMNIST	89.14	92.26	91.73	89.74	92.79	92.13
<i>Average</i>	79.22	83.06	79.66	78.64	83.82	80.06

The results, presented in Table 4, show that T-CT yields average relative improvements over linear probing of 0.48% and 1.94% on Swin-T and Swin-S, respectively. However, it underperforms LoRA in this setting, trailing by 4.01% and 4.76% on the two models. Nonetheless, as shown in Table 4, T-CT requires only 0.71% and 0.58% as many trainable parameters as LoRA on Swin-T and Swin-S—a much lower ratio than in the ResNet experiments. Thus, despite its lower performance, the results still highlight its potential for transformer architectures. It is also worth noting that in the current implementation, CT is applied only to the feed-forward blocks, which constitute a relatively small portion of the transformer, while the attention layers make up the majority. Extending CT to modulate the curvature within attention mechanisms—such as by tuning the temperature in the softmax of the attention block—is an interesting future work.

5 Conclusion

In this paper, we propose Curvature Tuning (CT), an interpretable and principled model steering method that provably modulates a network’s decision boundary through a single parameter injected into its activation functions—without altering the model weights. Theoretically, we show that CT adjusts a model’s nonlinearities and effectively projects it onto a space of smoother functions, offering a complementary perspective to existing PEFT methods. Practically, we introduce two variants: a steering form with fixed parameters (S-CT) and a finetuning form with learnable ones (T-CT). Both improve model generalization and exhibit an implicit bias toward enhancing model robustness.

While promising, CT also presents open questions for future work. In particular, exploring how to integrate it more effectively with popular components such as attention mechanisms remains an exciting direction.

Broader impacts

This paper presents work whose goal is to advance the field of deep learning. There are many potential societal consequences of our work, none of which we feel must be specifically highlighted here.

Acknowledgments and disclosure of funding

Computations were in part enabled by the Berzelius resource provided by the Knut and Alice Wallenberg Foundation at the National Supercomputer Centre.

References

- [1] Abhimanyu Dubey, Abhinav Jauhri, Abhinav Pandey, Abhishek Kadian, Ahmad Al-Dahle, Aiesha Letman, Akhil Mathur, Alan Schelten, Amy Yang, Angela Fan, et al. The llama 3 herd of models. *arXiv preprint arXiv:2407.21783*, 2024.
- [2] Maxime Oquab, Timothée Darcet, Théo Moutakanni, Huy Vo, Marc Szafraniec, Vasil Khalidov, Pierre Fernandez, Daniel Haziza, Francisco Massa, Alaaeldin El-Nouby, et al. Dinov2: Learning robust visual features without supervision. *arXiv preprint arXiv:2304.07193*, 2023.
- [3] Alec Radford, Jong Wook Kim, Chris Hallacy, Aditya Ramesh, Gabriel Goh, Sandhini Agarwal, Girish Sastry, Amanda Askell, Pamela Mishkin, Jack Clark, Gretchen Krueger, and Ilya Sutskever. Learning transferable visual models from natural language supervision, 2021. URL <https://arxiv.org/abs/2103.00020>.
- [4] Xiaohua Zhai, Basil Mustafa, Alexander Kolesnikov, and Lucas Beyer. Sigmoid loss for language image pre-training. In *Proceedings of the IEEE/CVF International Conference on Computer Vision*, pages 11975–11986, 2023.
- [5] Moo Jin Kim, Karl Pertsch, Siddharth Karamcheti, Ted Xiao, Ashwin Balakrishna, Suraj Nair, Rafael Rafailov, Ethan Foster, Grace Lam, Pannag Sanketi, et al. Openvla: An open-source vision-language-action model. *arXiv preprint arXiv:2406.09246*, 2024.
- [6] Alec Radford. Improving language understanding by generative pre-training. 2018.
- [7] Ahmadreza Jeddi, Mohammad Javad Shafiee, and Alexander Wong. A simple fine-tuning is all you need: Towards robust deep learning via adversarial fine-tuning. *arXiv preprint arXiv:2012.13628*, 2020.
- [8] Neil Houlsby, Andrei Giurgiu, Stanislaw Jastrzebski, Bruna Morrone, Quentin de Laroussilhe, Andrea Gesmundo, Mona Attariyan, and Sylvain Gelly. Parameter-efficient transfer learning for nlp, 2019. URL <https://arxiv.org/abs/1902.00751>.
- [9] Edward J. Hu, Yelong Shen, Phillip Wallis, Zeyuan Allen-Zhu, Yuanzhi Li, Shean Wang, Lu Wang, and Weizhu Chen. Lora: Low-rank adaptation of large language models, 2021. URL <https://arxiv.org/abs/2106.09685>.
- [10] Kurt Hornik, Maxwell Stinchcombe, and Halbert White. Multilayer feedforward networks are universal approximators. *Neural networks*, 2(5):359–366, 1989.
- [11] George Cybenko. Approximation by superpositions of a sigmoidal function. *Mathematics of control, signals and systems*, 2(4):303–314, 1989.
- [12] Guido F Montufar, Razvan Pascanu, Kyunghyun Cho, and Yoshua Bengio. On the number of linear regions of deep neural networks. *Advances in neural information processing systems*, 27, 2014.
- [13] Randall Balestriero and Richard Baraniuk. A spline theory of deep learning. In Jennifer Dy and Andreas Krause, editors, *Proceedings of the 35th International Conference on Machine Learning*, volume 80 of *Proceedings of Machine Learning Research*, pages 374–383. PMLR, 10–15 Jul 2018. URL <https://proceedings.mlr.press/v80/balestriero18b.html>.

- [14] Francesco Croce, Maksym Andriushchenko, Vikash Sehwal, Edoardo Debenedetti, Nicolas Flammarion, Mung Chiang, Prateek Mittal, and Matthias Hein. Robustbench: a standardized adversarial robustness benchmark. *arXiv preprint arXiv:2010.09670*, 2020.
- [15] Mathilde Caron, Hugo Touvron, Ishan Misra, Hervé Jégou, Julien Mairal, Piotr Bojanowski, and Armand Joulin. Emerging properties in self-supervised vision transformers. In *Proceedings of the IEEE/CVF international conference on computer vision*, pages 9650–9660, 2021.
- [16] Zeyu Han, Chao Gao, Jinyang Liu, Jeff Zhang, and Sai Qian Zhang. Parameter-efficient fine-tuning for large models: A comprehensive survey. *arXiv preprint arXiv:2403.14608*, 2024.
- [17] Xiang Lisa Li and Percy Liang. Prefix-tuning: Optimizing continuous prompts for generation. *arXiv preprint arXiv:2101.00190*, 2021.
- [18] Haokun Liu, Derek Tam, Mohammed Muqeeth, Jay Mohta, Tenghao Huang, Mohit Bansal, and Colin A Raffel. Few-shot parameter-efficient fine-tuning is better and cheaper than in-context learning. *Advances in Neural Information Processing Systems*, 35:1950–1965, 2022.
- [19] Baohao Liao and Christof Monz. 3-in-1: 2d rotary adaptation for efficient finetuning, efficient batching and composability. *arXiv preprint arXiv:2409.00119*, 2024.
- [20] Demi Guo, Alexander M Rush, and Yoon Kim. Parameter-efficient transfer learning with diff pruning. *arXiv preprint arXiv:2012.07463*, 2020.
- [21] Mojtaba Valipour, Mehdi Rezagholizadeh, Ivan Kobzyev, and Ali Ghodsi. Dylora: Parameter efficient tuning of pre-trained models using dynamic search-free low-rank adaptation. *arXiv preprint arXiv:2210.07558*, 2022.
- [22] Yuning Mao, Lambert Mathias, Rui Hou, Amjad Almahairi, Hao Ma, Jiawei Han, Wen-tau Yih, and Madian Khabsa. Unipelt: A unified framework for parameter-efficient language model tuning. *arXiv preprint arXiv:2110.07577*, 2021.
- [23] Jiaao Chen, Aston Zhang, Xingjian Shi, Mu Li, Alex Smola, and Diyi Yang. Parameter-efficient fine-tuning design spaces. *arXiv preprint arXiv:2301.01821*, 2023.
- [24] Chongyang Gao, Kezhen Chen, Jinmeng Rao, Baochen Sun, Ruibo Liu, Daiyi Peng, Yawen Zhang, Xiaoyuan Guo, Jie Yang, and VS Subrahmanian. Higher layers need more lora experts. *arXiv preprint arXiv:2402.08562*, 2024.
- [25] Shuaijun Chen, Omid Tavallaie, Niousha Nazemi, Xin Chen, and Albert Y Zomaya. Autorank: Mcda based rank personalization for lora-enabled distributed learning. *arXiv preprint arXiv:2412.15553*, 2024.
- [26] Damjan Kalajdzievski. A rank stabilization scaling factor for fine-tuning with lora. *arXiv preprint arXiv:2312.03732*, 2023.
- [27] Soufiane Hayou, Nikhil Ghosh, and Bin Yu. The impact of initialization on lora finetuning dynamics. *arXiv preprint arXiv:2406.08447*, 2024.
- [28] Suraj Srinivas, Kyle Matoba, Himabindu Lakkaraju, and François Fleuret. Efficient training of low-curvature neural networks. *Advances in Neural Information Processing Systems*, 35: 25951–25964, 2022.
- [29] Randall Balestriero and Richard G. Baraniuk. From hard to soft: Understanding deep network nonlinearities via vector quantization and statistical inference, 2018. URL <https://arxiv.org/abs/1810.09274>.
- [30] Ahmed El-Sawy, Mohamed Loey, and Hazem El-Bakry. Arabic handwritten characters recognition using convolutional neural network. *WSEAS Transactions on Computer Research*, 5:11–19, 2017.
- [31] Ahmed El-Sawy, EL-Bakry Hazem, and Mohamed Loey. Cnn for handwritten arabic digits recognition based on lenet-5. In *International conference on advanced intelligent systems and informatics*, pages 566–575. Springer, 2016.

- [32] Makerere AI Lab. Bean Disease Dataset, January 2020. URL <https://github.com/AI-Lab-Makerere/ibean/>.
- [33] C. Wah, S. Branson, P. Welinder, P. Perona, and S. Belongie. The caltech-ucsd birds-200-2011 dataset. Technical Report CNS-TR-2011-001, California Institute of Technology, 2011.
- [34] M. Cimpoi, S. Maji, I. Kokkinos, S. Mohamed, , and A. Vedaldi. Describing textures in the wild. In *Proceedings of the IEEE Conf. on Computer Vision and Pattern Recognition (CVPR)*, 2014.
- [35] Han Xiao, Kashif Rasul, and Roland Vollgraf. Fashion-mnist: a novel image dataset for benchmarking machine learning algorithms. *arXiv preprint arXiv:1708.07747*, 2017.
- [36] Subhransu Maji, Esa Rahtu, Juho Kannala, Matthew Blaschko, and Andrea Vedaldi. Fine-grained visual classification of aircraft. *arXiv preprint arXiv:1306.5151*, 2013.
- [37] Maria-Elena Nilsback and Andrew Zisserman. Automated flower classification over a large number of classes. In *2008 Sixth Indian conference on computer vision, graphics & image processing*, pages 722–729. IEEE, 2008.
- [38] Lukas Bossard, Matthieu Guillaumin, and Luc Van Gool. Food-101 – mining discriminative components with random forests. In *European Conference on Computer Vision*, 2014.
- [39] Jiancheng Yang, Rui Shi, Donglai Wei, Zequan Liu, Lin Zhao, Bilian Ke, Hanspeter Pfister, and Bingbing Ni. Medmnist v2-a large-scale lightweight benchmark for 2d and 3d biomedical image classification. *Scientific Data*, 10(1):41, 2023.
- [40] Dan Hendrycks and Thomas Dietterich. Benchmarking neural network robustness to common corruptions and perturbations. *arXiv preprint arXiv:1903.12261*, 2019.

NeurIPS Paper Checklist

1. Claims

Question: Do the main claims made in the abstract and introduction accurately reflect the paper's contributions and scope?

Answer: [\[Yes\]](#)

Justification: The main claims made in the abstract and introduction accurately reflect the paper's contributions and scope.

Guidelines:

- The answer NA means that the abstract and introduction do not include the claims made in the paper.
- The abstract and/or introduction should clearly state the claims made, including the contributions made in the paper and important assumptions and limitations. A No or NA answer to this question will not be perceived well by the reviewers.
- The claims made should match theoretical and experimental results, and reflect how much the results can be expected to generalize to other settings.
- It is fine to include aspirational goals as motivation as long as it is clear that these goals are not attained by the paper.

2. Limitations

Question: Does the paper discuss the limitations of the work performed by the authors?

Answer: [\[Yes\]](#)

Justification: The last paragraph of the conclusion section discusses the limitations of the work.

Guidelines:

- The answer NA means that the paper has no limitation while the answer No means that the paper has limitations, but those are not discussed in the paper.
- The authors are encouraged to create a separate "Limitations" section in their paper.
- The paper should point out any strong assumptions and how robust the results are to violations of these assumptions (e.g., independence assumptions, noiseless settings, model well-specification, asymptotic approximations only holding locally). The authors should reflect on how these assumptions might be violated in practice and what the implications would be.
- The authors should reflect on the scope of the claims made, e.g., if the approach was only tested on a few datasets or with a few runs. In general, empirical results often depend on implicit assumptions, which should be articulated.
- The authors should reflect on the factors that influence the performance of the approach. For example, a facial recognition algorithm may perform poorly when image resolution is low or images are taken in low lighting. Or a speech-to-text system might not be used reliably to provide closed captions for online lectures because it fails to handle technical jargon.
- The authors should discuss the computational efficiency of the proposed algorithms and how they scale with dataset size.
- If applicable, the authors should discuss possible limitations of their approach to address problems of privacy and fairness.
- While the authors might fear that complete honesty about limitations might be used by reviewers as grounds for rejection, a worse outcome might be that reviewers discover limitations that aren't acknowledged in the paper. The authors should use their best judgment and recognize that individual actions in favor of transparency play an important role in developing norms that preserve the integrity of the community. Reviewers will be specifically instructed to not penalize honesty concerning limitations.

3. Theory assumptions and proofs

Question: For each theoretical result, does the paper provide the full set of assumptions and a complete (and correct) proof?

Answer: [\[Yes\]](#)

Justification: The main text clearly states the assumptions and the complete proof is in appendix.

Guidelines:

- The answer NA means that the paper does not include theoretical results.
- All the theorems, formulas, and proofs in the paper should be numbered and cross-referenced.
- All assumptions should be clearly stated or referenced in the statement of any theorems.
- The proofs can either appear in the main paper or the supplemental material, but if they appear in the supplemental material, the authors are encouraged to provide a short proof sketch to provide intuition.
- Inversely, any informal proof provided in the core of the paper should be complemented by formal proofs provided in appendix or supplemental material.
- Theorems and Lemmas that the proof relies upon should be properly referenced.

4. Experimental result reproducibility

Question: Does the paper fully disclose all the information needed to reproduce the main experimental results of the paper to the extent that it affects the main claims and/or conclusions of the paper (regardless of whether the code and data are provided or not)?

Answer: [\[Yes\]](#)

Justification: The paper describe all experiment details needed to reproduce the results.

Guidelines:

- The answer NA means that the paper does not include experiments.
- If the paper includes experiments, a No answer to this question will not be perceived well by the reviewers: Making the paper reproducible is important, regardless of whether the code and data are provided or not.
- If the contribution is a dataset and/or model, the authors should describe the steps taken to make their results reproducible or verifiable.
- Depending on the contribution, reproducibility can be accomplished in various ways. For example, if the contribution is a novel architecture, describing the architecture fully might suffice, or if the contribution is a specific model and empirical evaluation, it may be necessary to either make it possible for others to replicate the model with the same dataset, or provide access to the model. In general, releasing code and data is often one good way to accomplish this, but reproducibility can also be provided via detailed instructions for how to replicate the results, access to a hosted model (e.g., in the case of a large language model), releasing of a model checkpoint, or other means that are appropriate to the research performed.
- While NeurIPS does not require releasing code, the conference does require all submissions to provide some reasonable avenue for reproducibility, which may depend on the nature of the contribution. For example
 - (a) If the contribution is primarily a new algorithm, the paper should make it clear how to reproduce that algorithm.
 - (b) If the contribution is primarily a new model architecture, the paper should describe the architecture clearly and fully.
 - (c) If the contribution is a new model (e.g., a large language model), then there should either be a way to access this model for reproducing the results or a way to reproduce the model (e.g., with an open-source dataset or instructions for how to construct the dataset).
 - (d) We recognize that reproducibility may be tricky in some cases, in which case authors are welcome to describe the particular way they provide for reproducibility. In the case of closed-source models, it may be that access to the model is limited in some way (e.g., to registered users), but it should be possible for other researchers to have some path to reproducing or verifying the results.

5. Open access to data and code

Question: Does the paper provide open access to the data and code, with sufficient instructions to faithfully reproduce the main experimental results, as described in supplemental material?

Answer: [Yes]

Justification: The paper releases the code in the supplementary.

Guidelines:

- The answer NA means that paper does not include experiments requiring code.
- Please see the NeurIPS code and data submission guidelines (<https://nips.cc/public/guides/CodeSubmissionPolicy>) for more details.
- While we encourage the release of code and data, we understand that this might not be possible, so “No” is an acceptable answer. Papers cannot be rejected simply for not including code, unless this is central to the contribution (e.g., for a new open-source benchmark).
- The instructions should contain the exact command and environment needed to run to reproduce the results. See the NeurIPS code and data submission guidelines (<https://nips.cc/public/guides/CodeSubmissionPolicy>) for more details.
- The authors should provide instructions on data access and preparation, including how to access the raw data, preprocessed data, intermediate data, and generated data, etc.
- The authors should provide scripts to reproduce all experimental results for the new proposed method and baselines. If only a subset of experiments are reproducible, they should state which ones are omitted from the script and why.
- At submission time, to preserve anonymity, the authors should release anonymized versions (if applicable).
- Providing as much information as possible in supplemental material (appended to the paper) is recommended, but including URLs to data and code is permitted.

6. Experimental setting/details

Question: Does the paper specify all the training and test details (e.g., data splits, hyper-parameters, how they were chosen, type of optimizer, etc.) necessary to understand the results?

Answer: [Yes]

Justification: The paper clearly specifies all training and test details.

Guidelines:

- The answer NA means that the paper does not include experiments.
- The experimental setting should be presented in the core of the paper to a level of detail that is necessary to appreciate the results and make sense of them.
- The full details can be provided either with the code, in appendix, or as supplemental material.

7. Experiment statistical significance

Question: Does the paper report error bars suitably and correctly defined or other appropriate information about the statistical significance of the experiments?

Answer: [Yes]

Justification: The paper plots mean and standard deviations in the figures clearly.

Guidelines:

- The answer NA means that the paper does not include experiments.
- The authors should answer "Yes" if the results are accompanied by error bars, confidence intervals, or statistical significance tests, at least for the experiments that support the main claims of the paper.
- The factors of variability that the error bars are capturing should be clearly stated (for example, train/test split, initialization, random drawing of some parameter, or overall run with given experimental conditions).
- The method for calculating the error bars should be explained (closed form formula, call to a library function, bootstrap, etc.)

- The assumptions made should be given (e.g., Normally distributed errors).
- It should be clear whether the error bar is the standard deviation or the standard error of the mean.
- It is OK to report 1-sigma error bars, but one should state it. The authors should preferably report a 2-sigma error bar than state that they have a 96% CI, if the hypothesis of Normality of errors is not verified.
- For asymmetric distributions, the authors should be careful not to show in tables or figures symmetric error bars that would yield results that are out of range (e.g. negative error rates).
- If error bars are reported in tables or plots, The authors should explain in the text how they were calculated and reference the corresponding figures or tables in the text.

8. Experiments compute resources

Question: For each experiment, does the paper provide sufficient information on the computer resources (type of compute workers, memory, time of execution) needed to reproduce the experiments?

Answer: [No]

Justification: The paper currently only reports the type of GPUs used in the experiments and will add further details after acceptance.

Guidelines:

- The answer NA means that the paper does not include experiments.
- The paper should indicate the type of compute workers CPU or GPU, internal cluster, or cloud provider, including relevant memory and storage.
- The paper should provide the amount of compute required for each of the individual experimental runs as well as estimate the total compute.
- The paper should disclose whether the full research project required more compute than the experiments reported in the paper (e.g., preliminary or failed experiments that didn't make it into the paper).

9. Code of ethics

Question: Does the research conducted in the paper conform, in every respect, with the NeurIPS Code of Ethics <https://neurips.cc/public/EthicsGuidelines?>

Answer: [Yes]

Justification: The research is consistent with the NeurIPS Code of Ethics.

Guidelines:

- The answer NA means that the authors have not reviewed the NeurIPS Code of Ethics.
- If the authors answer No, they should explain the special circumstances that require a deviation from the Code of Ethics.
- The authors should make sure to preserve anonymity (e.g., if there is a special consideration due to laws or regulations in their jurisdiction).

10. Broader impacts

Question: Does the paper discuss both potential positive societal impacts and negative societal impacts of the work performed?

Answer: [NA]

Justification: There is no clear societal impact of the work performed as the work is about general deep learning.

Guidelines:

- The answer NA means that there is no societal impact of the work performed.
- If the authors answer NA or No, they should explain why their work has no societal impact or why the paper does not address societal impact.
- Examples of negative societal impacts include potential malicious or unintended uses (e.g., disinformation, generating fake profiles, surveillance), fairness considerations (e.g., deployment of technologies that could make decisions that unfairly impact specific groups), privacy considerations, and security considerations.

- The conference expects that many papers will be foundational research and not tied to particular applications, let alone deployments. However, if there is a direct path to any negative applications, the authors should point it out. For example, it is legitimate to point out that an improvement in the quality of generative models could be used to generate deepfakes for disinformation. On the other hand, it is not needed to point out that a generic algorithm for optimizing neural networks could enable people to train models that generate Deepfakes faster.
- The authors should consider possible harms that could arise when the technology is being used as intended and functioning correctly, harms that could arise when the technology is being used as intended but gives incorrect results, and harms following from (intentional or unintentional) misuse of the technology.
- If there are negative societal impacts, the authors could also discuss possible mitigation strategies (e.g., gated release of models, providing defenses in addition to attacks, mechanisms for monitoring misuse, mechanisms to monitor how a system learns from feedback over time, improving the efficiency and accessibility of ML).

11. Safeguards

Question: Does the paper describe safeguards that have been put in place for responsible release of data or models that have a high risk for misuse (e.g., pretrained language models, image generators, or scraped datasets)?

Answer: [NA]

Justification: The paper poses no such risks.

Guidelines:

- The answer NA means that the paper poses no such risks.
- Released models that have a high risk for misuse or dual-use should be released with necessary safeguards to allow for controlled use of the model, for example by requiring that users adhere to usage guidelines or restrictions to access the model or implementing safety filters.
- Datasets that have been scraped from the Internet could pose safety risks. The authors should describe how they avoided releasing unsafe images.
- We recognize that providing effective safeguards is challenging, and many papers do not require this, but we encourage authors to take this into account and make a best faith effort.

12. Licenses for existing assets

Question: Are the creators or original owners of assets (e.g., code, data, models), used in the paper, properly credited and are the license and terms of use explicitly mentioned and properly respected?

Answer: [Yes]

Justification: The paper cites each dataset properly.

Guidelines:

- The answer NA means that the paper does not use existing assets.
- The authors should cite the original paper that produced the code package or dataset.
- The authors should state which version of the asset is used and, if possible, include a URL.
- The name of the license (e.g., CC-BY 4.0) should be included for each asset.
- For scraped data from a particular source (e.g., website), the copyright and terms of service of that source should be provided.
- If assets are released, the license, copyright information, and terms of use in the package should be provided. For popular datasets, paperswithcode.com/datasets has curated licenses for some datasets. Their licensing guide can help determine the license of a dataset.
- For existing datasets that are re-packaged, both the original license and the license of the derived asset (if it has changed) should be provided.

- If this information is not available online, the authors are encouraged to reach out to the asset’s creators.

13. **New assets**

Question: Are new assets introduced in the paper well documented and is the documentation provided alongside the assets?

Answer: [NA]

Justification: The paper does not release new assets.

Guidelines:

- The answer NA means that the paper does not release new assets.
- Researchers should communicate the details of the dataset/code/model as part of their submissions via structured templates. This includes details about training, license, limitations, etc.
- The paper should discuss whether and how consent was obtained from people whose asset is used.
- At submission time, remember to anonymize your assets (if applicable). You can either create an anonymized URL or include an anonymized zip file.

14. **Crowdsourcing and research with human subjects**

Question: For crowdsourcing experiments and research with human subjects, does the paper include the full text of instructions given to participants and screenshots, if applicable, as well as details about compensation (if any)?

Answer: [NA]

Justification: The paper does not involve crowdsourcing nor research with human subjects.

Guidelines:

- The answer NA means that the paper does not involve crowdsourcing nor research with human subjects.
- Including this information in the supplemental material is fine, but if the main contribution of the paper involves human subjects, then as much detail as possible should be included in the main paper.
- According to the NeurIPS Code of Ethics, workers involved in data collection, curation, or other labor should be paid at least the minimum wage in the country of the data collector.

15. **Institutional review board (IRB) approvals or equivalent for research with human subjects**

Question: Does the paper describe potential risks incurred by study participants, whether such risks were disclosed to the subjects, and whether Institutional Review Board (IRB) approvals (or an equivalent approval/review based on the requirements of your country or institution) were obtained?

Answer: [NA]

Justification: The paper does not involve crowdsourcing nor research with human subjects.

Guidelines:

- The answer NA means that the paper does not involve crowdsourcing nor research with human subjects.
- Depending on the country in which research is conducted, IRB approval (or equivalent) may be required for any human subjects research. If you obtained IRB approval, you should clearly state this in the paper.
- We recognize that the procedures for this may vary significantly between institutions and locations, and we expect authors to adhere to the NeurIPS Code of Ethics and the guidelines for their institution.
- For initial submissions, do not include any information that would break anonymity (if applicable), such as the institution conducting the review.

16. **Declaration of LLM usage**

Question: Does the paper describe the usage of LLMs if it is an important, original, or non-standard component of the core methods in this research? Note that if the LLM is used only for writing, editing, or formatting purposes and does not impact the core methodology, scientific rigorousness, or originality of the research, declaration is not required.

Answer: [NA]

Justification: The core method development in this research does not involve LLMs as any important, original, or non-standard components.

Guidelines:

- The answer NA means that the core method development in this research does not involve LLMs as any important, original, or non-standard components.
- Please refer to our LLM policy (<https://neurips.cc/Conferences/2025/LLM>) for what should or should not be described.

Appendix

The remainder of the paper presents complementary background, experimental validation, and theoretical derivations that support our main results. The appendix is organized as follows.

1. Section A briefly connects several deep network architectures to affine spline operators.
2. Section B details our experimental setup and results.
3. Section C provides theoretical intuition behind CT.
4. Section D provides pseudocode for S-CT and T-CT.
5. Section E provides pseudocode for LoRA, describing how the method was applied throughout our experiments.

A Spline theory

The spline theory of deep learning establishes that a large class of deep network (DN) layers can be modeled as Max Affine Spline Operators (MASO). More precisely:

Theorem A.1. (Propositions 1-4 in [13]) *Any DN layer comprising a linear operator (e.g., fully connected or convolutional layer) followed by a convex and piecewise affine nonlinear operator (e.g., ReLU, leaky-ReLU, absolute value activation, max/average/channel pooling, maxout; with or without skip connections) is a MASO.*

Consequently, a deep network (e.g., MLP, CNN, RNN, ResNet) composed of such linear operators and convex, piecewise affine nonlinear operators is a composition of MASOs. However, it is important to note that the network as a whole is not a MASO but an Affine Spline Operator (ASO). In other words, conditioned on the input, such deep networks are equivalent to an affine operator, but globally, the induced mapping is not convex.

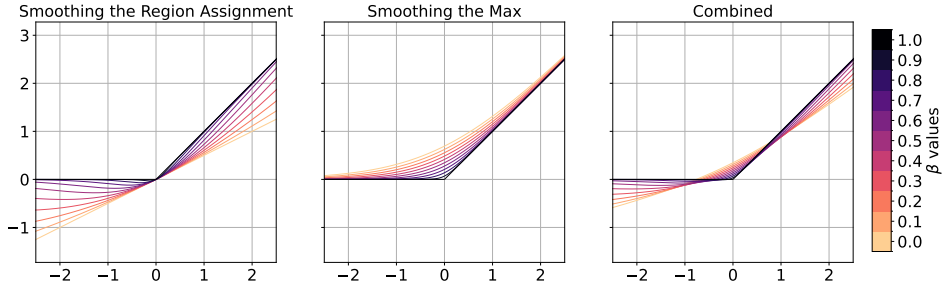


Figure S1: Visualization of nonlinearity smoothing through region assignment smoothing, max smoothing, and their combination. For a ReLU network, **the combined approach mitigates the opposing biases introduced by the individual methods.**

Building on the MASO interpretation, curvature tuning proposes to smoothen nonlinearities (e.g. ReLU) of a DN as a novel form of model steering that avoids retraining or finetuning the learned layers. By recalling Section 3.1, when smoothing is performed by applying Eq. (5) or Eq. (7) to a DN layer (interpreted as a MASO), the layer’s output is statistically biased by either a negative or a positive factor, respectively. In order to counter the bias without retraining, a convex combination of the two equations is used, as shown in Fig. S1 for different values of β .

B Supplementary experimental details

This section provides additional experimental setup details and results, organized to correspond with the subsections in Section 4.

All experiments were conducted using 8 RTX 3090 GPUs and one L40 GPU, with runs performed under random seeds 42, 43, and 44.

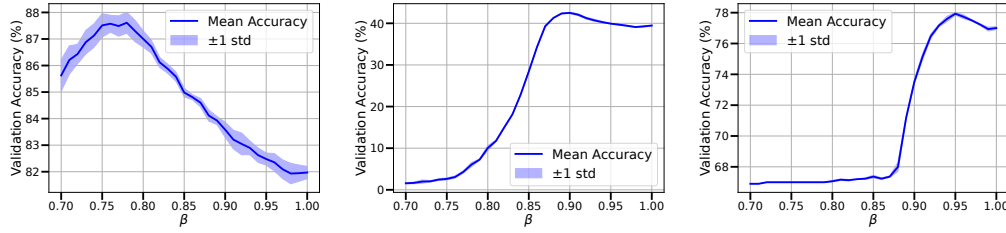
B.1 Improving generalization on downstream datasets with S-CT (Section 4.1)

For each of the 12 downstream datasets, we split the data into training, validation, and test sets. If a dataset does not include a validation set, we hold out 20% of the training data using stratified sampling. Otherwise, we use the original validation split provided.

All linear classifiers are trained for 20 epochs using the Adam optimizer with a learning rate of 10^{-3} . We apply linear warm-up during the first epoch and decay the learning rate by a factor of 10 after epoch 10.

Additional results are provided as follows:

- Table S1: mean accuracy (\pm std) over three runs of ImageNet-pretrained ResNet-18/50/152 and VGG-11 when transferred to 12 downstream datasets, comparing linear probing with and without S-CT.
- Table S2: mean optimal β values (\pm std) of S-CT across three runs.
- Table S3: ablation experiments on the choice of $c = 0.5$ for S-CT.
- Fig. S2: example validation accuracy vs. β curves over three runs for S-CT.



(a) ResNet-18 on Arabic Characters (b) ResNet-50 on FGVC-Aircraft (c) ResNet-152 on DermaMNIST

Figure S2: Validation accuracy (%) of S-CT during the β search, averaged over three runs. **The accuracy curve varies smoothly and typically peaks in the middle of the β range.**

B.2 T-CT is comparable to LoRA with fewer parameters (Section 4.2)

Both T-CT and LoRA are trained for 20 epochs using the Adam optimizer. To ensure proper convergence, we use different learning rates: for T-CT, a learning rate of 10^{-1} is applied to the (β, c) parameters and 10^{-3} to the linear classifier; for LoRA, a learning rate of 10^{-4} is used for both the adapter parameters and the classifier. As before, we apply linear warm-up during the first epoch and decay the learning rate by a factor of 10 after epoch 10.

Additional results are provided as follows:

- Table S1: mean accuracy (\pm std) over three runs of ImageNet-pretrained ResNet-18/50/152 and VGG-11 when transferred to 12 downstream datasets, comparing LoRA and T-CT.
- Table S4: additional experiments on LoRA with rank $r \in \{1, 2, 4\}$ and scaling factors $\alpha \in \{r, 2r, 4r\}$.
- Tables S5 and S6: mean (\pm std) of the learned β and c values of T-CT across three runs.
- Figs. S3 and S4: example distributions of β and c values in T-CT, illustrating commonly and uncommonly observed patterns.

B.3 Improving model robustness through CT’s implicit bias (Section 4.3)

Due to computational constraints, we evaluate each benchmark using 1,000 samples. For adversarial evaluations, we follow the official RobustBench settings: $\varepsilon_2 = 0.5$ for ℓ_2 attacks and $\varepsilon_\infty = \frac{8}{255}$ for ℓ_∞ attacks.

Additional results are provided as follows:

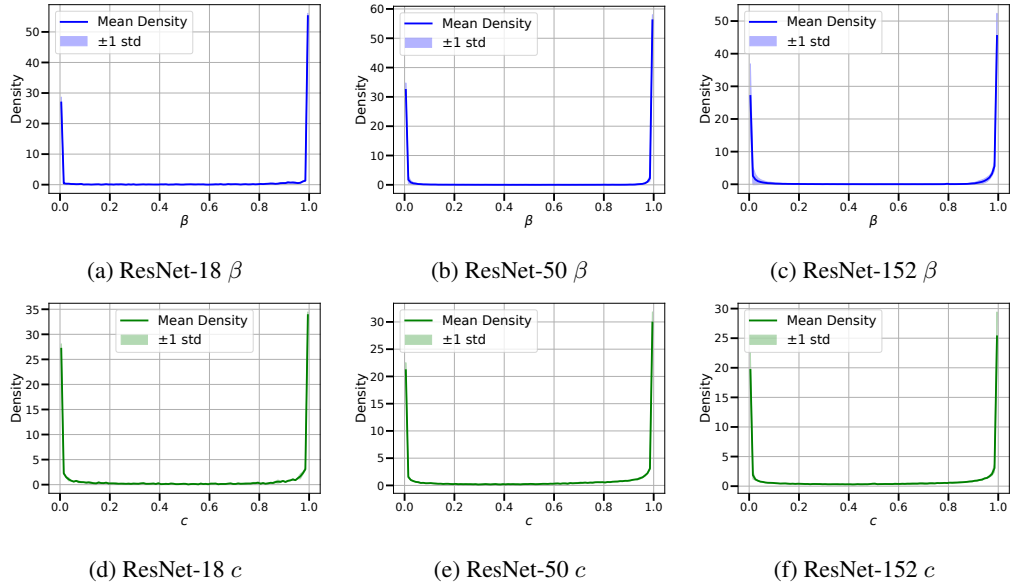


Figure S3: Common distributions of β (top) and c (bottom) in T-CT across ResNet-18/50/152, averaged over three runs (OCTMNIST shown as a representative dataset). **Both β and c consistently exhibit sharp U-shaped distributions that appear similar across all models.**

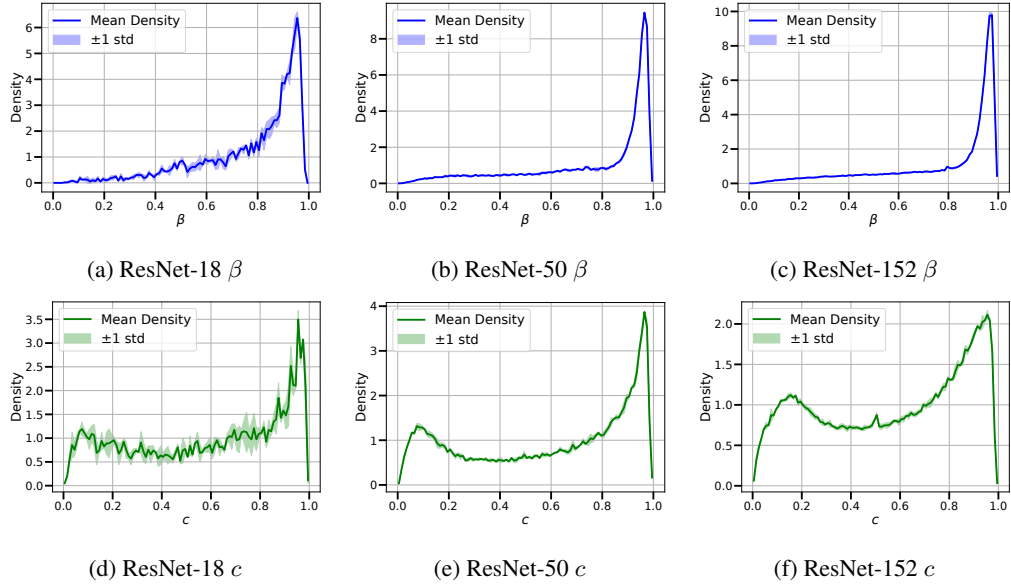


Figure S4: Uncommon distributions of β (top) and c (bottom) in T-CT across ResNet-18/50/152, averaged over three runs (DTD shown as an example dataset). **While the overall shape is dataset-specific, the distributions of both β and c remain consistent across models.**

- Table S7: mean robust accuracy (\pm std) over three runs of ImageNet-pretrained ResNet-18/50/152 under ℓ_∞/ℓ_2 attacks and corruptions on CIFAR-10/100 and ImageNet.
- Table S8: mean robust accuracy (\pm std) over three runs of ImageNet-pretrained ResNet-18/50/152 transferred to CIFAR-10/100 under ℓ_∞, ℓ_2 attacks, and corruptions.

B.4 CT shows promise on transformers (Section 4.4)

In this experiment, LoRA is applied to all QKV projection layers. For all three methods—linear probing, LoRA, and T-CT—we perform a grid search over the learning rate and select the model achieving the best validation accuracy for testing. The learning rate is selected from $10^{-2}, 10^{-3}, 10^{-4}$ for linear probing, from $10^{-3}, 10^{-4}, 10^{-5}$ for LoRA, and for T-CT, we fix the learning rate of the linear classifier to 10^{-3} while searching over $10^{-1}, 10^{-2}, 10^{-3}, 10^{-4}$ for the (β, c) parameters. All other training configurations follow those described in Sections B.1 and B.2.

Additional results are provided as follows:

- Table S9: mean accuracy (\pm std) over three runs of ImageNet-pretrained Swin-T/S when transferred to 12 downstream datasets.

Table S1: Mean accuracy (%) \pm standard deviation over three runs of ImageNet-pretrained ResNet-18/50/152 and VGG-11 when transferred to 12 downstream datasets. The second row under each method indicates the number of trainable parameters (excluding the linear classifier). **S-CT outperforms linear probing on the frozen backbone, and T-CT surpasses LoRA (rank 1).**

(a) ResNet-18

Dataset	Frozen (0)	S-CT (1)	LoRA (35923)	T-CT (3968)
Arabic Characters	81.91 \pm 0.15	87.65 \pm 0.18	93.37 \pm 0.31	93.76 \pm 0.22
Arabic Digits	97.93 \pm 0.08	98.77 \pm 0.01	99.08 \pm 0.05	99.03 \pm 0.01
Beans	87.76 \pm 2.05	90.36 \pm 1.19	93.23 \pm 0.37	94.01 \pm 0.37
CUB-200	62.84 \pm 0.29	63.18 \pm 0.28	54.83 \pm 0.37	64.30 \pm 0.16
DTD	62.80 \pm 0.42	62.66 \pm 0.24	54.36 \pm 0.31	63.62 \pm 0.67
FashionMNIST	88.63 \pm 0.13	88.70 \pm 0.10	91.65 \pm 0.12	91.07 \pm 0.16
FGVC-Aircraft	36.80 \pm 0.37	38.68 \pm 0.05	29.19 \pm 1.00	46.44 \pm 0.49
Flowers102	80.86 \pm 0.29	81.97 \pm 0.26	67.53 \pm 0.76	86.55 \pm 0.21
Food101	61.41 \pm 0.07	62.27 \pm 0.25	64.40 \pm 0.08	66.04 \pm 0.17
DermaMNIST	74.83 \pm 0.23	75.05 \pm 0.60	74.21 \pm 0.50	77.66 \pm 0.29
OCTMNIST	65.03 \pm 0.69	67.27 \pm 0.23	74.27 \pm 0.49	69.53 \pm 1.11
PathMNIST	86.77 \pm 0.04	87.51 \pm 0.05	87.62 \pm 0.12	87.17 \pm 0.66
<i>Average</i>	73.96	75.34	73.64	78.26

(b) ResNet-50

Dataset	Frozen (0)	S-CT (1)	LoRA (79443)	T-CT (45440)
Arabic Characters	80.65 \pm 0.07	83.66 \pm 0.41	94.21 \pm 0.28	95.67 \pm 0.03
Arabic Digits	98.33 \pm 0.02	98.37 \pm 0.06	99.08 \pm 0.00	99.16 \pm 0.03
Beans	89.58 \pm 0.74	91.93 \pm 0.90	94.79 \pm 0.74	95.57 \pm 0.74
CUB-200	65.23 \pm 0.43	64.62 \pm 0.32	66.17 \pm 0.51	71.03 \pm 0.64
DTD	67.34 \pm 0.16	66.91 \pm 0.14	64.70 \pm 0.42	65.07 \pm 0.37
FashionMNIST	90.05 \pm 0.07	90.34 \pm 0.23	92.19 \pm 0.17	92.78 \pm 0.06
FGVC-Aircraft	38.03 \pm 0.32	41.16 \pm 0.32	41.99 \pm 0.03	55.70 \pm 0.76
Flowers102	84.00 \pm 0.06	83.84 \pm 0.13	82.58 \pm 0.47	87.62 \pm 0.28
Food101	68.06 \pm 0.11	68.02 \pm 0.11	71.42 \pm 0.14	73.60 \pm 0.13
DermaMNIST	75.94 \pm 0.12	75.89 \pm 0.03	75.73 \pm 0.72	78.02 \pm 0.50
OCTMNIST	67.53 \pm 0.21	68.00 \pm 0.17	75.90 \pm 0.33	74.13 \pm 1.65
PathMNIST	90.08 \pm 0.22	90.26 \pm 0.20	85.43 \pm 1.99	87.33 \pm 0.74
<i>Average</i>	76.24	76.92	78.68	81.31

(c) ResNet-152

Dataset	Frozen (0)	S-CT (1)	LoRA (243283)	T-CT (143744)
Arabic Characters	79.86 \pm 0.12	79.21 \pm 0.55	95.96 \pm 0.21	96.47 \pm 0.39
Arabic Digits	98.07 \pm 0.05	98.15 \pm 0.10	99.15 \pm 0.04	99.10 \pm 0.05
Beans	87.50 \pm 1.10	87.50 \pm 0.78	93.75 \pm 1.91	96.35 \pm 1.33
CUB-200	67.68 \pm 0.54	68.15 \pm 0.62	70.59 \pm 0.72	73.04 \pm 0.19
DTD	66.95 \pm 0.03	66.97 \pm 0.05	66.63 \pm 0.07	63.39 \pm 0.34
FashionMNIST	90.37 \pm 0.11	90.44 \pm 0.16	92.77 \pm 0.04	93.39 \pm 0.12
FGVC-Aircraft	38.74 \pm 0.16	38.51 \pm 0.14	48.84 \pm 0.54	58.16 \pm 0.31
Flowers102	82.98 \pm 0.16	83.28 \pm 0.25	84.40 \pm 0.74	83.43 \pm 1.01
Food101	71.11 \pm 0.09	71.13 \pm 0.08	74.66 \pm 0.08	76.08 \pm 0.15
DermaMNIST	75.68 \pm 0.47	76.23 \pm 0.14	76.91 \pm 0.79	77.94 \pm 0.60
OCTMNIST	69.27 \pm 0.98	69.10 \pm 1.47	76.43 \pm 0.54	75.17 \pm 2.10
PathMNIST	89.91 \pm 0.12	89.82 \pm 0.09	84.94 \pm 1.27	83.60 \pm 0.42
<i>Average</i>	76.51	76.54	80.42	81.34

(d) VGG-11

Dataset	Frozen (0)	S-CT (1)	LoRA (60315)	T-CT (21888)
Arabic Characters	81.19 \pm 0.33	83.04 \pm 0.35	88.88 \pm 0.37	93.04 \pm 0.50
Arabic Digits	97.97 \pm 0.03	98.19 \pm 0.01	98.76 \pm 0.05	99.01 \pm 0.04
Beans	91.67 \pm 0.97	90.89 \pm 0.37	93.75 \pm 1.69	92.45 \pm 1.95
CUB-200	61.04 \pm 0.29	60.97 \pm 0.68	59.22 \pm 0.14	63.13 \pm 0.32
DTD	65.07 \pm 0.45	65.05 \pm 0.16	63.46 \pm 0.76	65.25 \pm 0.56
FashionMNIST	89.44 \pm 0.11	89.35 \pm 0.19	90.52 \pm 0.15	90.49 \pm 0.16
FGVC-Aircraft	39.48 \pm 0.09	41.34 \pm 0.40	39.29 \pm 1.02	47.79 \pm 0.23
Flowers102	80.32 \pm 0.21	80.44 \pm 0.30	78.38 \pm 0.59	84.31 \pm 0.20
Food101	61.03 \pm 0.22	60.94 \pm 0.03	64.22 \pm 0.43	66.43 \pm 0.05
DermaMNIST	75.94 \pm 0.29	76.24 \pm 0.06	74.06 \pm 0.22	77.97 \pm 0.38
OCTMNIST	67.33 \pm 0.92	68.13 \pm 0.12	72.13 \pm 1.18	70.77 \pm 0.45
PathMNIST	86.85 \pm 0.14	87.55 \pm 0.03	89.23 \pm 0.43	88.90 \pm 0.53
<i>Average</i>	74.78	75.18	75.99	78.30

Table S2: Mean $\beta \pm$ standard deviation of S-CT over three runs of ImageNet-pretrained ResNet-18/50/152 and VGG-11 when transferred to 12 downstream datasets. **The average optimal β values are consistently high, ranging from 0.84 to 0.96 across models.**

Dataset	ResNet-18	ResNet-50	ResNet-152	VGG-11
Arabic Characters	0.77 \pm 0.01	0.89 \pm 0.01	0.96 \pm 0.00	0.88 \pm 0.02
Arabic Digits	0.75 \pm 0.01	0.93 \pm 0.04	0.95 \pm 0.01	0.85 \pm 0.01
Beans	0.76 \pm 0.02	0.94 \pm 0.01	0.98 \pm 0.02	0.76 \pm 0.00
CUB-200	0.91 \pm 0.02	0.93 \pm 0.01	0.94 \pm 0.01	0.86 \pm 0.02
DTD	0.88 \pm 0.02	0.98 \pm 0.01	1.00 \pm 0.00	0.93 \pm 0.01
FashionMNIST	0.92 \pm 0.01	0.95 \pm 0.00	0.97 \pm 0.02	0.98 \pm 0.02
FGVC-Aircraft	0.82 \pm 0.02	0.90 \pm 0.00	0.98 \pm 0.03	0.82 \pm 0.04
Flowers102	0.84 \pm 0.02	0.96 \pm 0.01	0.95 \pm 0.00	0.92 \pm 0.02
Food101	0.87 \pm 0.01	0.98 \pm 0.00	0.99 \pm 0.01	0.97 \pm 0.02
DermaMNIST	0.94 \pm 0.08	0.95 \pm 0.00	0.95 \pm 0.00	0.93 \pm 0.02
OCTMNIST	0.80 \pm 0.00	0.94 \pm 0.01	0.99 \pm 0.01	0.96 \pm 0.00
PathMNIST	0.83 \pm 0.00	0.98 \pm 0.01	0.92 \pm 0.00	0.91 \pm 0.00
<i>Average</i>	0.84	0.94	0.96	0.90

Table S3: Mean accuracy (%) \pm standard deviation over three runs of ImageNet-pretrained ResNet-18/50/152 and VGG-11 when transferred to 12 downstream datasets. The second row under each method indicates the number of trainable parameters (excluding the linear classifier). **By setting $c = 0.5$, S-CT performs better than SiLU ($c = 1$) and Softplus ($c = 0$) on ResNet-18 and ResNet-50, but slightly worse on ResNet-152.**

(a) ResNet-18

Dataset	Frozen (0)	S-CT (1)	SiLU (1)	Softplus (1)
Arabic Characters	81.91 \pm 0.15	87.65 \pm 0.18	81.91 \pm 0.19	84.89 \pm 0.12
Arabic Digits	97.93 \pm 0.08	98.77 \pm 0.01	97.95 \pm 0.11	98.64 \pm 0.06
Beans	87.76 \pm 2.05	90.36 \pm 1.19	88.80 \pm 1.19	88.02 \pm 1.19
CUB-200	62.84 \pm 0.29	63.18 \pm 0.28	62.90 \pm 0.33	63.08 \pm 0.11
DTD	62.80 \pm 0.42	62.66 \pm 0.24	62.89 \pm 0.33	63.24 \pm 0.23
FashionMNIST	88.63 \pm 0.13	88.70 \pm 0.10	88.63 \pm 0.16	88.93 \pm 0.09
FGVC-Aircraft	36.80 \pm 0.37	38.68 \pm 0.05	36.29 \pm 0.24	37.44 \pm 0.68
Flowers102	80.86 \pm 0.29	81.97 \pm 0.26	80.86 \pm 0.35	83.14 \pm 0.03
Food101	61.41 \pm 0.07	62.27 \pm 0.25	61.37 \pm 0.05	62.76 \pm 0.06
DermaMNIST	74.83 \pm 0.23	75.05 \pm 0.60	74.63 \pm 0.19	75.13 \pm 0.22
OCTMNIST	65.03 \pm 0.69	67.27 \pm 0.23	65.10 \pm 0.82	66.57 \pm 0.75
PathMNIST	86.77 \pm 0.04	87.51 \pm 0.05	86.77 \pm 0.05	87.84 \pm 0.25
<i>Average</i>	73.96	75.34	74.01	74.97

(b) ResNet-50

Dataset	Frozen (0)	S-CT (1)	SiLU (1)	Softplus (1)
Arabic Characters	80.65 \pm 0.07	83.66 \pm 0.41	86.46 \pm 0.03	81.10 \pm 0.21
Arabic Digits	98.33 \pm 0.02	98.37 \pm 0.06	98.56 \pm 0.11	98.41 \pm 0.15
Beans	89.58 \pm 0.74	91.93 \pm 0.90	86.46 \pm 1.19	91.15 \pm 0.90
CUB-200	65.23 \pm 0.43	64.62 \pm 0.32	65.12 \pm 0.53	65.61 \pm 0.50
DTD	67.34 \pm 0.16	66.91 \pm 0.14	67.27 \pm 0.08	67.06 \pm 0.62
FashionMNIST	90.05 \pm 0.07	90.34 \pm 0.23	89.96 \pm 0.01	90.35 \pm 0.11
FGVC-Aircraft	38.03 \pm 0.32	41.16 \pm 0.32	38.03 \pm 0.39	40.09 \pm 0.02
Flowers102	84.00 \pm 0.06	83.84 \pm 0.13	84.09 \pm 0.11	83.94 \pm 0.14
Food101	68.06 \pm 0.11	68.02 \pm 0.11	68.14 \pm 0.06	67.90 \pm 0.15
DermaMNIST	75.94 \pm 0.12	75.89 \pm 0.03	75.79 \pm 0.12	75.79 \pm 0.32
OCTMNIST	67.53 \pm 0.21	68.00 \pm 0.17	67.33 \pm 0.15	67.00 \pm 0.20
PathMNIST	90.08 \pm 0.22	90.26 \pm 0.20	89.95 \pm 0.13	89.99 \pm 0.14
<i>Average</i>	76.24	76.92	76.43	76.53

(c) ResNet-152

Dataset	Frozen (0)	S-CT (1)	SiLU (1)	Softplus (1)
Arabic Characters	79.86 \pm 0.12	79.21 \pm 0.55	80.24 \pm 0.44	79.83 \pm 0.27
Arabic Digits	98.07 \pm 0.05	98.15 \pm 0.10	98.20 \pm 0.18	97.98 \pm 0.01
Beans	87.50 \pm 1.10	87.50 \pm 0.78	88.80 \pm 1.97	88.80 \pm 2.39
CUB-200	67.68 \pm 0.54	68.15 \pm 0.62	67.68 \pm 0.66	69.80 \pm 0.32
DTD	66.95 \pm 0.03	66.97 \pm 0.05	66.86 \pm 0.23	66.95 \pm 0.03
FashionMNIST	90.37 \pm 0.11	90.44 \pm 0.16	90.28 \pm 0.26	90.60 \pm 0.03
FGVC-Aircraft	38.74 \pm 0.16	38.51 \pm 0.14	38.74 \pm 0.20	39.20 \pm 0.38
Flowers102	82.98 \pm 0.16	83.28 \pm 0.25	82.97 \pm 0.19	83.54 \pm 0.13
Food101	71.11 \pm 0.09	71.13 \pm 0.08	71.11 \pm 0.11	71.19 \pm 0.08
DermaMNIST	75.68 \pm 0.47	76.23 \pm 0.14	74.76 \pm 0.69	76.16 \pm 0.10
OCTMNIST	69.27 \pm 0.98	69.10 \pm 1.47	69.47 \pm 1.29	69.90 \pm 0.50
PathMNIST	89.91 \pm 0.12	89.82 \pm 0.09	89.91 \pm 0.15	90.75 \pm 0.06
<i>Average</i>	76.51	76.54	76.59	77.06

Table S4: Mean accuracy (%) \pm standard deviation over three runs of ImageNet-pretrained ResNet-18/50/152 when transferred to 12 downstream datasets. The second row under each method indicates the number of trainable parameters (excluding the linear classifier). For each dataset and LoRA rank r , we report the best test accuracy achieved among the candidate scaling factors $\alpha \in \{r, 2r, 4r\}$. **T-CT can still outperform LoRA under this more challenging setting.**

(a) ResNet-18				
Dataset	T-CT (3968)	LoRA ($r = 1$) (35923)	LoRA ($r = 2$) (71846)	LoRA ($r = 4$) (143692)
Arabic Characters	93.76 \pm 0.22	94.23 \pm 0.13	95.30 \pm 0.18	96.26 \pm 0.12
Arabic Digits	99.03 \pm 0.01	99.12 \pm 0.02	99.21 \pm 0.05	99.23 \pm 0.03
Beans	94.01 \pm 0.37	94.01 \pm 0.74	95.83 \pm 0.37	95.83 \pm 1.33
CUB-200	64.30 \pm 0.16	54.83 \pm 0.37	56.11 \pm 0.26	57.47 \pm 0.51
DTD	63.62 \pm 0.67	54.36 \pm 0.31	56.17 \pm 0.22	57.93 \pm 0.43
FashionMNIST	91.07 \pm 0.16	92.03 \pm 0.11	92.83 \pm 0.04	93.50 \pm 0.05
FGVC-Aircraft	46.44 \pm 0.49	29.50 \pm 0.92	32.94 \pm 0.40	39.13 \pm 0.32
Flowers102	86.55 \pm 0.21	67.53 \pm 0.76	69.68 \pm 0.89	73.30 \pm 0.46
Food101	66.04 \pm 0.17	64.40 \pm 0.08	65.96 \pm 0.32	66.97 \pm 0.35
DermaMNIST	77.66 \pm 0.29	75.54 \pm 0.20	76.79 \pm 0.77	76.72 \pm 0.51
OCTMNIST	69.53 \pm 1.11	74.83 \pm 0.17	76.37 \pm 0.66	76.47 \pm 0.26
PathMNIST	87.17 \pm 0.66	87.78 \pm 0.18	88.08 \pm 1.15	88.85 \pm 0.48
<i>Average</i>	78.26	74.01	75.44	76.80
(b) ResNet-50				
Dataset	T-CT (45440)	LoRA ($r = 1$) (79443)	LoRA ($r = 2$) (158886)	LoRA ($r = 4$) (317772)
Arabic Characters	95.67 \pm 0.03	94.38 \pm 0.22	95.67 \pm 0.34	96.30 \pm 0.04
Arabic Digits	99.16 \pm 0.03	99.09 \pm 0.01	99.22 \pm 0.09	99.22 \pm 0.02
Beans	95.57 \pm 0.74	96.35 \pm 0.37	96.09 \pm 1.69	95.31 \pm 0.64
CUB-200	71.03 \pm 0.64	66.17 \pm 0.51	67.91 \pm 0.53	68.93 \pm 0.23
DTD	65.07 \pm 0.37	64.79 \pm 0.30	64.91 \pm 0.49	67.07 \pm 0.31
FashionMNIST	92.78 \pm 0.06	92.19 \pm 0.17	92.90 \pm 0.14	93.59 \pm 0.13
FGVC-Aircraft	55.70 \pm 0.76	42.12 \pm 0.17	47.46 \pm 0.19	52.64 \pm 0.47
Flowers102	87.62 \pm 0.28	82.58 \pm 0.47	83.39 \pm 0.35	84.63 \pm 0.29
Food101	73.60 \pm 0.13	71.42 \pm 0.14	73.01 \pm 0.24	74.89 \pm 0.05
DermaMNIST	78.02 \pm 0.50	76.21 \pm 0.27	77.26 \pm 0.36	77.39 \pm 0.47
OCTMNIST	74.13 \pm 1.65	76.23 \pm 0.09	76.07 \pm 1.19	77.83 \pm 0.82
PathMNIST	87.33 \pm 0.74	87.29 \pm 0.67	86.04 \pm 0.23	87.44 \pm 0.16
<i>Average</i>	81.31	79.07	79.99	81.27
(c) ResNet-152				
Dataset	T-CT (143744)	LoRA ($r = 1$) (243283)	LoRA ($r = 2$) (486566)	LoRA ($r = 4$) (973132)
Arabic Characters	96.47 \pm 0.39	96.00 \pm 0.16	96.43 \pm 0.02	96.87 \pm 0.11
Arabic Digits	99.10 \pm 0.05	99.16 \pm 0.03	99.21 \pm 0.03	99.25 \pm 0.01
Beans	96.35 \pm 1.33	94.53 \pm 1.10	97.92 \pm 0.37	97.14 \pm 0.74
CUB-200	73.04 \pm 0.19	70.75 \pm 0.59	70.94 \pm 0.15	71.72 \pm 0.43
DTD	63.39 \pm 0.34	66.63 \pm 0.07	67.66 \pm 0.50	68.28 \pm 0.51
FashionMNIST	93.39 \pm 0.12	92.77 \pm 0.04	93.49 \pm 0.04	93.98 \pm 0.14
FGVC-Aircraft	58.16 \pm 0.31	49.06 \pm 0.26	55.82 \pm 1.04	59.98 \pm 0.26
Flowers102	83.43 \pm 1.01	84.51 \pm 0.58	84.83 \pm 0.17	86.24 \pm 0.04
Food101	76.08 \pm 0.15	74.66 \pm 0.08	76.00 \pm 0.16	76.86 \pm 0.10
DermaMNIST	77.94 \pm 0.60	77.02 \pm 0.69	77.31 \pm 0.75	77.46 \pm 0.16
OCTMNIST	75.17 \pm 2.10	77.90 \pm 0.36	78.23 \pm 1.32	78.63 \pm 0.21
PathMNIST	83.60 \pm 0.42	86.75 \pm 0.86	88.33 \pm 0.33	86.81 \pm 1.95
<i>Average</i>	81.34	80.81	82.18	82.77

Table S5: Distribution of β values in T-CT, computed over all β parameters across all three runs of ImageNet-pretrained ResNet-18/50/152 and VGG-11 when transferred to 12 downstream datasets. **The mean and standard deviation of β are similar across models (means between 0.69–0.79, stds between 0.31–0.37), suggesting consistent tuning behavior at the model level, while the relatively large standard deviations indicate substantial variation of β within each network.**

Dataset	ResNet-18	ResNet-50	ResNet-152	VGG-11
Arabic Characters	0.72 ± 0.34	0.65 ± 0.41	0.68 ± 0.39	0.73 ± 0.39
Arabic Digits	0.70 ± 0.43	0.62 ± 0.48	0.62 ± 0.47	0.73 ± 0.43
Beans	0.72 ± 0.26	0.76 ± 0.23	0.77 ± 0.19	0.79 ± 0.20
CUB-200	0.81 ± 0.17	0.76 ± 0.29	0.79 ± 0.29	0.75 ± 0.31
DTD	0.78 ± 0.19	0.77 ± 0.25	0.79 ± 0.24	0.80 ± 0.24
FashionMNIST	0.72 ± 0.41	0.65 ± 0.46	0.63 ± 0.46	0.81 ± 0.37
FGVC-Aircraft	0.75 ± 0.23	0.70 ± 0.33	0.74 ± 0.32	0.74 ± 0.31
Flowers102	0.75 ± 0.16	0.75 ± 0.21	0.79 ± 0.17	0.74 ± 0.22
Food101	0.80 ± 0.30	0.71 ± 0.43	0.76 ± 0.40	0.88 ± 0.27
DermaMNIST	0.74 ± 0.34	0.70 ± 0.39	0.70 ± 0.37	0.81 ± 0.33
OCTMNIST	0.67 ± 0.45	0.62 ± 0.48	0.63 ± 0.47	0.83 ± 0.35
PathMNIST	0.69 ± 0.43	0.65 ± 0.47	0.61 ± 0.48	0.82 ± 0.37
<i>Average</i>	0.74 ± 0.31	0.69 ± 0.37	0.71 ± 0.35	0.79 ± 0.32

Table S6: Distribution of c values in T-CT, computed over all c parameters across all three runs of ImageNet-pretrained ResNet-18/50/152 and VGG-11 when transferred to 12 downstream datasets. **The mean and standard deviation of c are similar across models (means between 0.57–0.61, stds between 0.32–0.38), suggesting consistent tuning behavior at the model level, while the relatively large standard deviations indicate substantial variation of c within each network.**

Dataset	ResNet-18	ResNet-50	ResNet-152	VGG-11
Arabic Characters	0.63 ± 0.39	0.61 ± 0.39	0.57 ± 0.37	0.65 ± 0.33
Arabic Digits	0.59 ± 0.43	0.57 ± 0.42	0.55 ± 0.41	0.62 ± 0.38
Beans	0.61 ± 0.29	0.54 ± 0.25	0.53 ± 0.23	0.55 ± 0.21
CUB-200	0.60 ± 0.37	0.63 ± 0.37	0.60 ± 0.34	0.67 ± 0.31
DTD	0.59 ± 0.31	0.60 ± 0.32	0.57 ± 0.30	0.59 ± 0.27
FashionMNIST	0.55 ± 0.44	0.60 ± 0.42	0.56 ± 0.42	0.61 ± 0.38
FGVC-Aircraft	0.61 ± 0.36	0.63 ± 0.37	0.58 ± 0.35	0.66 ± 0.31
Flowers102	0.58 ± 0.26	0.54 ± 0.26	0.54 ± 0.23	0.60 ± 0.22
Food101	0.46 ± 0.47	0.63 ± 0.44	0.60 ± 0.43	0.58 ± 0.40
DermaMNIST	0.58 ± 0.38	0.59 ± 0.37	0.57 ± 0.36	0.56 ± 0.30
OCTMNIST	0.55 ± 0.45	0.60 ± 0.42	0.57 ± 0.42	0.62 ± 0.39
PathMNIST	0.51 ± 0.45	0.58 ± 0.43	0.57 ± 0.42	0.58 ± 0.40
<i>Average</i>	0.57 ± 0.38	0.59 ± 0.37	0.57 ± 0.36	0.61 ± 0.32

Table S7: Mean robust accuracy (%) \pm standard deviation over three runs of ImageNet-pretrained ResNet-18/50/152 under ℓ_2/ℓ_∞ attacks and corruptions on CIFAR-10/100 and ImageNet. **S-CT yields substantial improvements under ℓ_∞ attacks, with the selected β values close to 1.**

Robustness	Model	Dataset	Frozen	S-CT	β
ℓ_2	ResNet-18	CIFAR-10	53.67 \pm 0.32	53.67 \pm 0.32	1.00 \pm 0.00
		CIFAR-100	24.30 \pm 0.10	25.50 \pm 0.00	0.92 \pm 0.00
		ImageNet	23.37 \pm 0.06	23.37 \pm 0.06	1.00 \pm 0.00
		<i>Average</i>	33.78	34.18	0.97
	ResNet-50	CIFAR-10	55.10 \pm 0.10	56.53 \pm 0.21	0.97 \pm 0.00
		CIFAR-100	23.83 \pm 0.06	25.80 \pm 0.20	0.96 \pm 0.00
		ImageNet	31.90 \pm 0.00	31.90 \pm 0.00	1.00 \pm 0.00
		<i>Average</i>	36.94	38.08	0.98
	ResNet-152	CIFAR-10	56.27 \pm 0.23	56.27 \pm 0.23	1.00 \pm 0.00
		CIFAR-100	27.90 \pm 0.10	28.23 \pm 0.12	0.98 \pm 0.00
		ImageNet	42.50 \pm 0.00	42.50 \pm 0.00	1.00 \pm 0.00
		<i>Average</i>	42.22	42.33	0.99
ℓ_∞	ResNet-18	CIFAR-10	11.17 \pm 0.06	14.93 \pm 0.06	0.90 \pm 0.00
		CIFAR-100	4.47 \pm 0.06	6.90 \pm 0.00	0.92 \pm 0.00
		ImageNet	0.00 \pm 0.00	7.00 \pm 0.10	0.89 \pm 0.00
		<i>Average</i>	5.21	9.61	0.90
	ResNet-50	CIFAR-10	10.10 \pm 0.17	14.83 \pm 0.06	0.95 \pm 0.00
		CIFAR-100	4.43 \pm 0.06	7.90 \pm 0.00	0.93 \pm 0.00
		ImageNet	0.30 \pm 0.00	9.30 \pm 0.17	0.93 \pm 0.00
		<i>Average</i>	4.94	9.76	0.94
	ResNet-152	CIFAR-10	11.47 \pm 0.06	15.00 \pm 0.20	0.99 \pm 0.00
		CIFAR-100	5.40 \pm 0.00	7.70 \pm 0.17	0.99 \pm 0.00
		ImageNet	0.30 \pm 0.00	13.53 \pm 0.06	0.97 \pm 0.01
		<i>Average</i>	5.72	12.08	0.98
Corruptions	ResNet-18	CIFAR-10	77.73 \pm 0.00	77.73 \pm 0.00	1.00 \pm 0.00
		CIFAR-100	51.81 \pm 0.00	51.95 \pm 0.00	0.94 \pm 0.00
		ImageNet	33.11 \pm 0.00	33.32 \pm 0.00	0.92 \pm 0.00
		<i>Average</i>	54.22	54.33	0.95
	ResNet-50	CIFAR-10	77.26 \pm 0.00	77.26 \pm 0.00	1.00 \pm 0.00
		CIFAR-100	53.91 \pm 0.00	53.93 \pm 0.00	0.98 \pm 0.00
		ImageNet	39.64 \pm 0.00	39.64 \pm 0.00	1.00 \pm 0.00
		<i>Average</i>	56.94	56.94	0.99
	ResNet-152	CIFAR-10	78.82 \pm 0.00	78.83 \pm 0.00	0.99 \pm 0.00
		CIFAR-100	56.12 \pm 0.00	56.12 \pm 0.00	1.00 \pm 0.00
		ImageNet	45.47 \pm 0.00	45.47 \pm 0.00	0.99 \pm 0.00
		<i>Average</i>	60.14	60.14	0.99

Table S8: Mean robust accuracy (%) \pm standard deviation over three runs of ImageNet-pretrained ResNet-18/50/152 transferred to CIFAR-10/100 under ℓ_2 , ℓ_∞ attacks, and corruptions. **T-CT improves ℓ_∞ robustness significantly compared to linear probing and LoRA.**

Robustness	Model	Dataset	Frozen	LoRA	T-CT
ℓ_2	ResNet18	CIFAR10	8.47 ± 0.26	5.93 ± 1.65	8.93 ± 0.37
		CIFAR100	1.57 ± 0.21	0.77 ± 0.33	1.10 ± 0.45
		<i>Average</i>	5.02	3.35	5.01
	ResNet50	CIFAR10	6.23 ± 0.34	4.57 ± 1.32	6.83 ± 1.48
		CIFAR100	0.70 ± 0.08	0.37 ± 0.26	0.47 ± 0.31
		<i>Average</i>	3.47	2.47	3.65
	ResNet152	CIFAR10	8.03 ± 0.52	4.63 ± 2.01	8.00 ± 1.22
		CIFAR100	0.90 ± 0.08	0.47 ± 0.26	0.50 ± 0.08
		<i>Average</i>	4.46	2.55	4.25
ℓ_∞	ResNet18	CIFAR10	0.30 ± 0.00	0.70 ± 0.71	1.57 ± 0.74
		CIFAR100	0.03 ± 0.05	0.07 ± 0.05	0.17 ± 0.12
		<i>Average</i>	0.16	0.38	0.87
	ResNet50	CIFAR10	0.20 ± 0.08	0.33 ± 0.29	2.43 ± 1.54
		CIFAR100	0.00 ± 0.00	0.03 ± 0.05	0.07 ± 0.09
		<i>Average</i>	0.10	0.18	1.25
	ResNet152	CIFAR10	0.43 ± 0.09	0.20 ± 0.14	5.10 ± 2.97
		CIFAR100	0.17 ± 0.05	0.00 ± 0.00	0.00 ± 0.00
		<i>Average</i>	0.30	0.10	2.55
Corruptions	ResNet18	CIFAR10	21.34 ± 0.29	13.59 ± 0.30	16.83 ± 2.36
		CIFAR100	5.10 ± 0.15	2.96 ± 1.05	4.62 ± 0.68
		<i>Average</i>	13.22	8.28	10.72
	ResNet50	CIFAR10	16.23 ± 0.21	11.69 ± 0.90	12.68 ± 2.06
		CIFAR100	3.47 ± 0.09	2.04 ± 0.36	1.61 ± 0.13
		<i>Average</i>	9.85	6.86	7.14
	ResNet152	CIFAR10	13.82 ± 0.49	11.33 ± 1.22	9.83 ± 2.07
		CIFAR100	2.07 ± 0.12	2.13 ± 0.22	1.72 ± 0.51
		<i>Average</i>	7.94	6.73	5.78

Table S9: Mean accuracy (%) \pm standard deviation over three runs of ImageNet-pretrained Swin-T/S when transferred to 12 downstream datasets. The second row under each method indicates the number of trainable parameters (excluding the linear classifier). **T-CT improves over linear probing but underperforms LoRA.**

(a) Swin-T			
Dataset	Frozen (0)	LoRA (74832)	T-CT (532)
Arabic Characters	83.48 \pm 0.15	93.24 \pm 0.13	85.02 \pm 0.30
Arabic Digits	98.14 \pm 0.07	99.19 \pm 0.01	98.47 \pm 0.04
Beans	88.28 \pm 1.10	94.01 \pm 0.37	89.06 \pm 1.10
CUB-200	73.42 \pm 0.17	78.73 \pm 0.28	74.33 \pm 0.14
DTD	70.66 \pm 0.13	70.99 \pm 0.61	71.45 \pm 0.31
FashionMNIST	89.89 \pm 0.04	93.15 \pm 0.13	90.23 \pm 0.03
FGVC-Aircraft	48.06 \pm 0.32	48.29 \pm 0.46	47.58 \pm 0.99
Flowers102	86.66 \pm 0.17	90.22 \pm 0.34	85.35 \pm 0.20
Food101	77.05 \pm 0.03	83.69 \pm 0.11	78.90 \pm 0.11
DermaMNIST	75.83 \pm 0.27	76.71 \pm 0.43	75.86 \pm 0.11
OCTMNIST	69.97 \pm 0.62	76.30 \pm 1.66	67.97 \pm 1.01
PathMNIST	89.14 \pm 0.23	92.26 \pm 0.12	91.73 \pm 0.19
<i>Average</i>	77.69	82.23	78.53

(b) Swin-S			
Dataset	Frozen (0)	LoRA (148560)	T-CT (868)
Arabic Characters	83.83 \pm 0.05	94.38 \pm 0.34	86.65 \pm 0.50
Arabic Digits	98.28 \pm 0.03	99.19 \pm 0.05	98.39 \pm 0.04
Beans	90.89 \pm 1.95	95.05 \pm 1.47	91.41 \pm 0.64
CUB-200	72.66 \pm 0.56	79.45 \pm 0.52	73.40 \pm 0.10
DTD	69.77 \pm 0.44	71.56 \pm 0.66	72.43 \pm 0.13
FashionMNIST	89.75 \pm 0.03	93.52 \pm 0.05	89.85 \pm 0.08
FGVC-Aircraft	44.36 \pm 0.21	51.94 \pm 0.60	45.72 \pm 0.27
Flowers102	83.24 \pm 0.05	87.67 \pm 3.41	85.08 \pm 0.25
Food101	77.59 \pm 0.06	85.17 \pm 0.23	79.45 \pm 0.14
DermaMNIST	76.64 \pm 0.22	78.15 \pm 0.67	77.14 \pm 0.02
OCTMNIST	66.90 \pm 0.29	76.97 \pm 0.45	69.07 \pm 0.60
PathMNIST	89.74 \pm 0.38	92.79 \pm 0.33	92.13 \pm 0.15
<i>Average</i>	78.06	82.90	79.24

C Theoretical intuition

This section provides theoretical intuition behind Curvature Tuning. Section C.1 casts CT as a projection over a space of smooth functions, while Section C.2 provides a toy example illustrating how CT can improve approximation of a target function of non-vanishing curvature, upon an ideal baseline ReLU network.

C.1 CT operates as a projection

At its core, Curvature Tuning operates by modulating the nonlinearity of the activation functions of a trained model, providing a novel approach to model steering. In order to formalize the effect of CT, the following briefly introduces the notion of spaces of smooth functions.

Sobolev spaces Let $f : \mathbb{R}^d \rightarrow \mathbb{R}$ be a function and $\Omega \subseteq \mathbb{R}^d$ be a bounded domain. For $1 \leq p < \infty$, define $L^p(\Omega)$ as the space of functions $f : \Omega \rightarrow \mathbb{R}$ such that the L^p norm is finite, i.e.

$$\|f\|_{L^p(\Omega)} := \left(\int_{\Omega} |f(\mathbf{x})|^p d\mathbf{x} \right)^{\frac{1}{p}} < \infty \quad (10)$$

Let $\alpha = (\alpha_1, \dots, \alpha_d)$ denote a multi-index, with $|\alpha| := \sum_i \alpha_i$, and $\alpha_i \in \mathbb{N}, \forall i = 1, \dots, d$. Let $q \in \mathbb{N}^*$. For $|\alpha| > 0$, define the Sobolev semi-norm

$$|f|_{W^{q,p}(\Omega)} := \left(\sum_{|\alpha| \leq q} \|D^\alpha f\|_{L^p(\Omega)}^p \right)^{\frac{1}{p}} \quad (11)$$

with $D^\alpha f := \frac{\partial^{|\alpha|} f}{\partial x_1^{\alpha_1} \dots \partial x_d^{\alpha_d}}$ denoting $|\alpha|$ -th order partial derivatives of f . Define the Sobolev norm

$$\|f\|_{W^{q,p}(\Omega)} := \left(\|f\|_{L^p(\Omega)}^p + |f|_{W^{q,p}(\Omega)}^p \right)^{\frac{1}{p}} \quad (12)$$

and the Sobolev space $W^{q,p}(\Omega) := \{f : \Omega \rightarrow \mathbb{R} \text{ s.t. } \|f\|_{L^p(\Omega)}^p + |f|_{W^{q,p}(\Omega)}^p < \infty\}$.

For a finite set $\mathcal{D} = \{\mathbf{x}_i\}_{i=1}^n$, the Sobolev semi-norm becomes

$$|f|_{W^{q,p}(\mathcal{D})} := \left(\sum_{|\alpha| \leq q} \frac{1}{n} \sum_{i=1}^n \|D^\alpha f(\mathbf{x}_i)\|_p^p \right)^{\frac{1}{p}} \quad (13)$$

Finally, for $\mathbf{x} \in \mathbb{R}^d$, let $\|\mathbf{x}\|_p$ denote the p -norm, corresponding to the Euclidean norm for $p = 2$.

Curvature Tuning acts as a Sobolev Projection To characterize Curvature Tuning, we are interested in the space $W^{2,2}(\Omega)$, equipped with the Sobolev semi-norm

$$|f|_{W^{2,2}(\Omega)}^2 = \|\nabla_{\mathbf{x}} f\|_{L_2(\Omega)}^2 + \|\nabla_{\mathbf{x}}^2 f\|_{L_2(\Omega)}^2 \quad (14)$$

We begin by considering the Sobolev semi-norm of a ReLU network (equivalent to the case of Eq. (8) with $\beta \rightarrow 1$). For each $\mathbf{x} \in \mathbb{R}^d$, the gradient of a ReLU network

$$f(\mathbf{x}) = (W^L \circ \varphi \circ \dots \circ \varphi \circ W^1)(\mathbf{x}) \quad (15)$$

with $[\varphi(a)]_i := \max(0, a_i)$ for $a \in \mathbb{R}^m$ and $i \in [1, m]$, is given by

$$\nabla_{\mathbf{x}} f(\mathbf{x}) = W^L \prod_{\ell=L-1}^1 D^\ell(\mathbf{x}) W^\ell \quad (16)$$

where $D^\ell(\mathbf{x})$ is a diagonal matrix with $D_{ii}^\ell(\mathbf{x}) = \mathbf{1}_{\{\mathbf{z}_i^\ell > 0\}}$, with $\mathbf{z}_i^\ell = W_i^\ell \varphi(\mathbf{z}^{\ell-1}) + \mathbf{b}_i^\ell$ denoting the pre-activation of the ℓ -th layer, for $\ell = 1, \dots, L$, with $\mathbf{z}^0 := \mathbf{x}$.

We make the following observations:

- O1 Since ReLU networks are differentiable a. e., the gradients $\nabla_{\mathbf{x}}f(\mathbf{x})$ are bounded in norm by the network's Lipschitz constant, which can be defined as $C = \sup_{\mathbf{x} \in \Omega} \|\nabla_{\mathbf{x}}f(\mathbf{x})\|_2$. Hence, for $\Omega = \mathcal{D}$, the Lipschitz constant provides an upper bound on the first-order term of the Sobolev semi-norm in Equation 14.
- O2 Finally, we observe that since ReLU networks express piece-wise affine functions, the Hessian norm vanishes a.e. (i.e. wherever the Hessian is well defined), providing a bound on the second-order term of Equation 14.

Equipped with the above observations, in the following we characterize CT by formally restating and proving Theorem 3.1.

Theorem C.1. *Let $f : \mathbb{R}^d \rightarrow \mathbb{R}$ denote a ReLU network, with model parameter \mathbf{W} collecting all weights and biases. For $c \in [0, 1]$ and fixed $\beta \in [0, 1]$, replacing every instance of ReLU with a CTU (Equation 8) with hyperparameters β, c is equivalent to projecting f to a smooth function $f_{\beta,c} \in W^{2,2}(\Omega)$ in the Sobolev space $W^{2,2}(\Omega)$, with bounded Sobolev semi-norm.*

Particularly, it holds $\|\nabla_{\mathbf{x}}^2 f(\mathbf{x})\|_{L^2(\Omega)} \leq \|\nabla_{\mathbf{x}}^2 f_{\beta,c}(\mathbf{x})\|_{L^2(\Omega)}$, from which $f_{\beta,c}$ enjoys higher local expressivity (non-vanishing curvature), while retaining the same model parameter \mathbf{W} .

Before proving Theorem C.1, we state the following Lemma, bounding the derivative of a CTU.

Lemma C.2. *Let $\varphi_{\beta,c}(x)$ be defined according to Eq. (8), for $\beta \in [0, 1]$ and $c \in [0, 1]$. Then*

$$\varphi'_{\beta,c}(x) = c(\sigma(bx) + bx\sigma(bx)(1 - \sigma(bx))) + (1 - c)\sigma\left(\frac{bx}{\beta}\right) \quad (17)$$

where $b := \frac{\beta}{1-\beta}$ and $\sigma(x) = \frac{\exp x}{1+\exp x}$ is the sigmoid activation.

Furthermore, $\exists \bar{h}_b \in \mathbb{R}^+$ such that

$$-c\bar{h}_b \leq \varphi'_{\beta,c}(x) \leq 1 + c\bar{h}_b \quad \forall x \in \mathbb{R}, \quad \beta \in [0, 1] \quad (18)$$

Proof. We recall that, since $\forall x \in \mathbb{R}$, $\varphi_{\beta,c}(x)$ is defined as the convex combination of the SiLU activation function ($c = 1$) and the Softplus activation ($c = 0$), we can bound $\varphi'_{\beta,c}(x)$ by the convex combination of individual bounds obtained for the cases $c = 0$ and $c = 1$.

Softplus. If $c = 0$, then $\varphi'_{\beta,0}(x) = \sigma\left(\frac{x}{1-\beta}\right)$ and $0 \leq \varphi'_{\beta,0}(x) \leq 1 \forall x$, since the derivative is defined as a sigmoid.

SiLU. If $c = 1$, $\varphi'_{\beta,1}(x) = \sigma(bx) + bx\sigma(bx)(1 - \sigma(bx))$. The first term in the sum is bounded by definition of sigmoid. For the second term, we note that $\sigma(bx)(1 - \sigma(bx))$ is also bounded, and achieves its maximum at $x = 0$, for which $0 \leq \sigma(bx)(1 - \sigma(bx)) \leq \frac{1}{4}$. Furthermore, in the limit $x \rightarrow +\infty$, it holds $\varphi'_{\beta,1}(x) \rightarrow 1$, while $\varphi'_{\beta,1}(x) \rightarrow 0$ for $x \rightarrow -\infty$.

In the non-asymptotic regime, $\sigma(bx)(1 - \sigma(bx)) > 0$, and so the maximum value of $bx\sigma(bx)(1 - \sigma(bx))$ also depends on bx . To bound $\varphi'_{\beta,c}$ in this case, let us first consider $x > 0$. By defining $\bar{h}_b = \max_{bx \geq 0} bx\sigma(bx)(1 - \sigma(bx))$, then we finally obtain $0 \leq \varphi'_{\beta,1}(x) \leq 1 + \bar{h}_b$.

For the case $x < 0$, by using the identity $\sigma(x) = 1 - \sigma(-x)$, we have that $-\bar{h}_b \leq \varphi'_{\beta,1}(x) \leq 1$. By combining the results, we have

$$-\bar{h}_b \leq \varphi'_{\beta,1}(x) \leq 1 + \bar{h}_b \quad \forall x \in \mathbb{R}, \quad \beta \in [0, 1] \quad (19)$$

In conclusion, by convex combination of cases $c = 0$ and $c = 1$, Eq. (19) holds uniformly in x . \square

We can now prove Theorem C.1. To do so, for $f_{\beta,c}$ we have to show that

1. $f_{\beta,c}$ is smooth in \mathbf{x} , for $\mathbf{x} \in \Omega$
2. $\|f_{\beta,c}\|_{W^{2,2}(\Omega)} < \infty$

for a network $f_{\beta,c}$ obtained by replacing every ReLU φ with a CTU $\varphi_{\beta,c}$, while keeping all learned parameters \mathbf{W} fixed.

Proof. We provide a proof for $\Omega = \mathcal{D} = \{\mathbf{x}_i\}_{i=1}^n$, under the common i.i.d. assumption on \mathcal{D} .

To prove the first point, we observe that for $\beta \in [0, 1)$, the CTU activation function is smooth, i.e. $\varphi_{\beta,c} \in \mathcal{C}^\infty(\mathbb{R})$, thus making the whole network $f_{\beta,c}$ smooth.

We now consider the Sobolev semi-norm $|f_{\beta,c}|_{W^{2,2}(\Omega)}$. Starting with the first-order gradient, by recalling that CT replaces each occurrence of ReLU with the CTU activation function (Equation 8), the input gradient of CT is given by

$$\nabla_{\mathbf{x}} f_{\beta,c}(\mathbf{x}) = W^L \prod_{\ell=L-1}^1 D_{\beta,c}^\ell(\mathbf{z}^\ell) W^\ell \quad (20)$$

where $D_{\beta,c}^\ell(\mathbf{z}^\ell) = \text{diag}(\varphi'_{\beta,c}(\mathbf{z}^\ell))$ with $\varphi'_{\beta,c}(\mathbf{z}^\ell)_i := \varphi'_{\beta,c}(\mathbf{z}_i^\ell)$ according to Eq. (17).

To bound the Jacobian norm, we observe that

$$\|\nabla_{\mathbf{x}} f_{\beta,c}(\mathbf{x})\| = \|W^L \prod_{\ell=L-1}^1 D_{\beta,c}^\ell(\mathbf{z}^\ell) W^\ell\| \quad (21)$$

$$\leq \|W^L\| \prod_{\ell=L-1}^1 \|D_{\beta,c}^\ell(\mathbf{z}^\ell)\| \|W^\ell\| \quad (22)$$

$$\leq \|W^L\| \prod_{\ell=L-1}^1 \sqrt{d_\ell}(1 + c\bar{h}_b) \|W^\ell\| < \infty \quad (\text{Lemma C.2}) \quad (23)$$

independent of \mathbf{x} , for $W^\ell \in \mathbb{R}^{d_\ell \times d_{\ell-1}}$, with $d_0 := d$.

We now bound the second order term. By recalling that, for every $\mathbf{x} \in \mathbb{R}^d$, the Hessian $\mathbf{H}(\mathbf{x}) = \nabla_{\mathbf{x}}^2 f_{\beta,c}(\mathbf{x})$ is symmetric positive-definite, then for $\Omega = \mathcal{D}$ it holds

$$\|\nabla_{\mathbf{x}}^2 f_{\beta,c}\|_{L_2(\mathcal{D})}^2 = \frac{1}{n} \sum_{i=1}^n \|\mathbf{H}(\mathbf{x}_i)\|_2^2 \leq \max_{1 \leq i \leq n} \lambda_{\max}^2(\mathbf{H}(\mathbf{x}_i)) d_\ell < \infty \quad (24)$$

with $\lambda_{\max}(\mathbf{H}(\mathbf{x}_i))$ denoting the largest singular value of $\mathbf{H}(\mathbf{x}_i)$.

Importantly, since a ReLU network f has vanishing curvature a.e., then for $0 \leq \beta < 1$, we have

$$\|\nabla_{\mathbf{x}}^2 f(\mathbf{x})\| \leq \|\nabla_{\mathbf{x}}^2 f_{\beta,c}(\mathbf{x})\|.$$

Lastly, we note that, whenever Ω is a finite discrete set \mathcal{D} , $f_{\beta,c}$ is measurable, ensuring that $\|f_{\beta,c}\|_{W^{2,2}(\Omega)} < \infty$, concluding the proof. \square

Theorem C.1 shows that CT operates by projecting a ReLU network f to a smooth function $f_{\beta,c}$ in a restricted Sobolev space. Crucially, $f_{\beta,c}$ enjoys bounded gradients (and so is well behaved), and non-vanishing local-curvature for $0 < \beta < 1$, making it locally more expressive than the affine spline f , for fixed \mathbf{W} .

Furthermore, for fixed (β, c) , CT indeed operates as a projection, since replacing every ReLU with $\varphi_{\beta,c}$ is idempotent. Importantly, while for the original ReLU network $f \in W^{2,2}(\Omega)$ the derivatives $D^\alpha f$ are understood in a weak-sense, for $c \in [0, 1]$ and $\beta \in [0, 1)$, $f_{\beta,c}$ belongs to a Sobolev space $W_{\text{str}}^{2,2}(\Omega) \subset W^{2,2}(\Omega)$ of smooth functions, whereby the derivative $D^\alpha f_{\beta,c}$ are understood in the strong (i.e. classical) sense.

We leave for future work extending our result to T-CT, which is associated with a non-convex optimization problem of finding optimal (β, c) for every neuron in the network. An additional important direction is to more closely compare $\|\nabla_{\mathbf{x}} f\|$ and $\|\nabla_{\mathbf{x}} f_{\beta,c}\|$, which may reveal more precise Lipschitz behaviour for CT, potentially better guiding the search for β and c .

C.2 Toy example

We conclude the discussion by providing the full derivation for the motivating example in Section 3.

Consider a binary classification problem in \mathbb{R}^2 , whereby one is given two classes $\{\mathbf{x} \in \mathbb{R}^2 : \|\mathbf{x}\|_2 \leq \frac{1}{2}\}$ and $\{\mathbf{x} \in \mathbb{R}^2 : \frac{3}{2} \leq \|\mathbf{x}\|_2 \leq 2\}$. The decision boundary maximizing the margin between the two classes is given by $S^1 = \{\mathbf{x} \in \mathbb{R}^2 : \|\mathbf{x}\| = 1\}$.

For a ReLU network $f : \mathbb{R}^2 \rightarrow \mathbb{R}$, the maximum margin boundary is recovered by assigning $f(\mathbf{x}) = 0 \forall \mathbf{x} \in S^1$, for which $\sigma(f(\mathbf{x})) = 0.5$. To measure the approximation error e , the boundary is parameterized by $\gamma(t) = (\cos 2\pi t, \sin 2\pi t)$, for $t \in [0, 1]$.

Then, the error is expressed by the line integral $e = \int_{\gamma} |f| d\mathbf{x} = \int_0^1 |f(\gamma(t))| \|\gamma'(t)\| dt$. Since f is an Affine Spline Operator, and each linear region in Ω is convex, then the integral along γ can be broken down into the integral along the intersection of γ with the spline partition Ω , i.e. $\Omega_{\gamma} := \Omega \cap S^1$. Importantly, this allows us to pull back the affine spline breakpoints from Ω_{γ} to $[0, 1]$, so that $0 \leq t_1 \leq \dots \leq t_{r'} \leq 1$, where $r' = |\Omega_{\gamma}|$. And we augment the breakpoints with the end points so that $0 = t_0 \leq t_1 \leq \dots \leq t_{r'} \leq t_{r'+1} = 1$. Then,

$$e = \int_0^1 |f(\gamma(t))| \|\gamma'(t)\| dt \quad (25)$$

$$= 2\pi \sum_{k=0}^{r'} \int_{t_k}^{t_{k+1}} |\mathbf{A}_{r_k, \cdot} \gamma(t) + \mathbf{b}_{r_k}| dt \quad (26)$$

$$= 2\pi \sum_{k=0}^{r'} \int_{t_k}^{t_{k+1}} (-1)^{z_k(t)} (\mathbf{A}_{r_k, \cdot} \gamma(t) + \mathbf{b}_{r_k}) dt \quad (27)$$

with $z_k(t) := \mathbf{1}_{\{\mathbf{A}_{r_k, \cdot} \gamma(t) + \mathbf{b}_{r_k} < 0\}}$, where r_k denotes which spline region the k -th segment $[t_k, t_{k+1}]$ falls into. Then,

$$e = 2\pi \sum_{k=0}^{r'} \int_{t_k}^{t_{k+1}} (-1)^{z_k(t)} (\mathbf{A}_{r_k, 1} \cos 2\pi t + \mathbf{A}_{r_k, 2} \sin 2\pi t + \mathbf{b}_{r_k}) dt \quad (28)$$

$$= 2\pi \sum_{k=0}^{r'} \left(\int_{t_k}^{s_k} (-1)^{z_k(t)} g'_{r_k}(t) dt + \int_{s_k}^{t_{k+1}} (-1)^{z_k(t)} g'_{r_k}(t) dt \right) \quad (29)$$

$$= 2\pi \sum_{k=0}^{r'} \left((-1)^{z_k(t_k)} [g_{r_k}(t)]_{t_k}^{s_k} + (-1)^{z_k(t_{k+1})} [g_{r_k}(t)]_{s_k}^{t_{k+1}} \right) \quad (30)$$

where

$$g'_{r_k}(t) = \mathbf{A}_{r_k, 1} \cos 2\pi t + \mathbf{A}_{r_k, 2} \sin 2\pi t + \mathbf{b}_{r_k},$$

$$g_{r_k}(t) = \mathbf{A}_{r_k, 1} \frac{\sin 2\pi t}{2\pi} - \mathbf{A}_{r_k, 2} \frac{\cos 2\pi t}{2\pi} + \mathbf{b}_{r_k} t,$$

and $s_k \in [t_k, t_{k+1}]$ is defined so $z_k(t)$ holds the same value for $t \in [t_k, s_k]$ and the opposite for $t \in (s_k, t_{k+1}]$. If for $t \in [t_k, t_{k+1}]$, $z_k(t)$ holds the same value, then simply set $s_k = t_k$.

Then since both $(-1)^{z_k(t_k)} [g_{r_k}(t)]_{t_k}^{s_k}$ and $(-1)^{z_k(t_{k+1})} [g_{r_k}(t)]_{s_k}^{t_{k+1}}$ are non-negative, it is clear $t_{k+1} \rightarrow t_k \quad \forall k \implies e \rightarrow 0$.

Hence, assuming the ReLU network considered attained optimal approximation error $e > 0$, reducing the error further requires increasing the number of breakpoints of the ASO, in turn requiring a degree of retraining (either through PEFT or training from scratch). With this view, Curvature Tuning opens an additional avenue for model adaptation: steering the model's decision boundaries by modulating the nonlinearity of the activation function, allowing to tune a model towards optimality without expensive retraining. To this end, it is important to note that modulating decision boundaries is orthogonal to feature adaptation and finetuning, since it allows to change the shape of decision boundaries while keeping the model parameter \mathbf{W} fixed.

D Curvature Tuning (CT) implementation

The following code provides the Python implementation for S-CT and T-CT:

- SCTU & TCTU: classes that define the CTU module used in S-CT and T-CT, respectively.
- `replace_module` & `replace_module_dynamic`: functions that apply the appropriate module replacement to integrate S-CT or T-CT into a model.

```
import torch
from torch import nn
import torch.nn.functional as F

class SCTU(nn.Module):
    """
    CTU for Steering CT.
    """
    def __init__(self, shared_raw_beta, shared_raw_coeff, threshold=20):
        super().__init__()
        self.threshold = threshold
        self._raw_beta = shared_raw_beta
        self._raw_coeff = shared_raw_coeff
        self._raw_beta.requires_grad = False
        self._raw_coeff.requires_grad = False

    @property
    def beta(self):
        return torch.sigmoid(self._raw_beta)

    @property
    def coeff(self):
        return torch.sigmoid(self._raw_coeff)

    def forward(self, x):
        beta = torch.sigmoid(self._raw_beta)
        coeff = torch.sigmoid(self._raw_coeff)
        one_minus_beta = 1 - beta + 1e-6
        x_scaled = x / one_minus_beta

        return (coeff * torch.sigmoid(beta * x_scaled) * x +
                (1 - coeff) * F.softplus(x_scaled, threshold=self.threshold) * one_minus_beta)

class TCTU(nn.Module):
    """
    CTU for Trainable CT.
    """
    def __init__(self, num_input_dims, out_channels, raw_beta=1.386, raw_coeff=0.0, threshold=20):
        super().__init__()
        self.threshold = threshold

        # Decide channel dim based on input shape
        if num_input_dims == 2 or num_input_dims == 3: # (B, C) or (B, L, D)
            channel_dim = -1
        elif num_input_dims == 4: # (B, C, H, W)
            channel_dim = 1
        else:
            raise NotImplementedError(f"Unsupported input dimension {num_input_dims}")
```

```

        param_shape = [1] * num_input_dims
        param_shape[channel_dim] = out_channels

        # Init beta
        self._raw_beta = nn.Parameter(torch.full(param_shape, float(
            raw_beta)))

        # Init coeff
        self._raw_coeff = nn.Parameter(torch.full(param_shape, float(
            raw_coeff)))

    @property
    def beta(self):
        return torch.sigmoid(self._raw_beta)

    @property
    def coeff(self):
        return torch.sigmoid(self._raw_coeff)

    def forward(self, x):
        beta = torch.sigmoid(self._raw_beta)
        coeff = torch.sigmoid(self._raw_coeff)
        one_minus_beta = 1 - beta + 1e-63
        x_scaled = x / one_minus_beta

        return (coeff * torch.sigmoid(beta * x_scaled) * x +
                (1 - coeff) * F.softplus(x_scaled, threshold=self.
                    threshold) * one_minus_beta)

```

```

def replace_module(model, old_module=nn.ReLU, new_module=SCTU, **
    kwargs):
    """
    Replace all instances of old_module in the model with new_module.
    """
    device = next(model.parameters(), torch.tensor([])).device #
    Handle models with no parameters

    # Replace modules
    for name, module in model.named_modules():
        if isinstance(module, old_module):
            ct = new_module(**kwargs).to(device)

            # Replace module in the model
            names = name.split(".")
            parent = model
            for n in names[:-1]:
                if n.isdigit():
                    parent = parent[int(n)] # for Sequential/
                    ModuleList
                else:
                    parent = getattr(parent, n)

            last_name = names[-1]
            if last_name.isdigit():
                parent[int(last_name)] = ct # for Sequential/
                ModuleList
            else:
                setattr(parent, last_name, ct)

    return model

```

```

def replace_module_dynamic(model, input_shape, old_module=nn.ReLU,
    new_module=TCTU, **kwargs):
    """

```

```

Replace all instances of old_module in the model with new_module
that's dynamically created based on the number of output channels.
"""
device = next(model.parameters(), torch.tensor([])).device
dummy_input = torch.randn(*input_shape).to(device)

module_metadata = {} # name -> (num_input_dims, out_channels)
hooks = []

def make_hook(name):
    def hook(module, input, output):
        num_input_dims = input[0].dim()
        if num_input_dims in (2, 3): # (B, C) or (B, L, D)
            out_channels = output.shape[-1]
        elif num_input_dims == 4: # (B, C, H, W)
            out_channels = output.shape[1]
        else:
            raise NotImplementedError(f"Unsupported output shape {
                output.shape} in {name}")
        module_metadata[name] = (num_input_dims, out_channels)

    return hook

# Register hooks to all modules of the target type
for name, module in model.named_modules():
    if isinstance(module, old_module):
        hooks.append(module.register_forward_hook(make_hook(name)))

# Run dummy forward pass
model(dummy_input)

# Clean up hooks
for hook in hooks:
    hook.remove()

# Replace modules
for name, module in model.named_modules():
    if isinstance(module, old_module) and name in module_metadata:
        num_input_dims, out_channels = module_metadata[name]
        ct = new_module(num_input_dims=num_input_dims,
            out_channels=out_channels, **kwargs).to(device)

        # Replace module in the model
        names = name.split(".")
        parent = model
        for n in names[:-1]:
            if n.isdigit():
                parent = parent[int(n)] # for Sequential/
                    ModuleList
            else:
                parent = getattr(parent, n)

        last_name = names[-1]
        if last_name.isdigit():
            parent[int(last_name)] = ct # for Sequential/
                ModuleList
        else:
            setattr(parent, last_name, ct)

return model

```

E LoRA implementation

The following code provides the Python implementation of LoRA used in Section 4:

- LoRALinear & LoRAConv2d: classes that define LoRA-enhanced versions of the Linear and Conv2d modules.
- get_lora_model: a function that replaces all Linear and Conv2d modules in a model with their corresponding LoRA versions.

```
import torch
from torch import nn as nn
from torch.nn import functional as F

class LoRALinear(nn.Module):
    """
    A Linear layer that applies LoRA to a frozen, pretrained Linear.
    """

    def __init__(self, original_layer: nn.Linear, r: int = 4, alpha: float = 1.0):
        super().__init__()
        self.in_features = original_layer.in_features
        self.out_features = original_layer.out_features
        self.r = r
        self.alpha = alpha

        # Freeze the original layer's parameters
        self.weight = nn.Parameter(original_layer.weight.data, requires_grad=False)
        if original_layer.bias is not None:
            self.bias = nn.Parameter(original_layer.bias.data, requires_grad=False)
        else:
            self.bias = None

        # LoRA parameters B and A
        # B: [out_features, r]
        # A: [r, in_features]
        self.B = nn.Parameter(torch.zeros((self.out_features, r)))
        self.A = nn.Parameter(torch.zeros((r, self.in_features)))

        # Initialize LoRA weights
        nn.init.kaiming_uniform_(self.B, a=5 ** 0.5)
        nn.init.zeros_(self.A)

    def forward(self, x):
        # Normal forward with the frozen weight
        result = F.linear(x, self.weight, self.bias)

        # LoRA path: B @ A
        # shape of BA = [out_features, in_features]
        # Then F.linear with BA
        lora_update = F.linear(x, (self.alpha / self.r) * (self.B @ self.A))

        return result + lora_update
```

```
class LoRAConv2d(nn.Module):
    """
    A Conv2d layer that applies LoRA to a frozen, pretrained Conv2d.
    """
```



```

def __init__(self, original_layer: nn.Conv2d, r: int = 4, alpha:
float = 1.0):
    super().__init__()

    self.out_channels = original_layer.out_channels
    self.in_channels = original_layer.in_channels
    self.kernel_size = original_layer.kernel_size
    self.stride = original_layer.stride
    self.padding = original_layer.padding
    self.dilation = original_layer.dilation
    self.groups = original_layer.groups
    self.bias_available = (original_layer.bias is not None)

    self.r = r
    self.alpha = alpha

    # Freeze original parameters
    self.weight = nn.Parameter(original_layer.weight.data,
requires_grad=False)
    if self.bias_available:
        self.bias = nn.Parameter(original_layer.bias.data,
requires_grad=False)
    else:
        self.bias = None

    # Flattened shape for weight is [out_channels, in_channels *
k_h * k_w]
    k_h, k_w = self.kernel_size
    fan_in = self.in_channels * k_h * k_w # Flattened input dim

    # Define LoRA parameters: B and A
    # B: [out_channels, r]
    # A: [r, fan_in]
    self.B = nn.Parameter(torch.zeros((self.out_channels, r)))
    self.A = nn.Parameter(torch.zeros((r, fan_in)))

    # Initialize LoRA weights
    nn.init.kaiming_uniform_(self.B, a=5 ** 0.5)
    nn.init.zeros_(self.A)

def forward(self, x):
    # Standard (frozen) convolution
    result = F.conv2d(
        x,
        self.weight,
        bias=self.bias,
        stride=self.stride,
        padding=self.padding,
        dilation=self.dilation,
        groups=self.groups
    )

    # Compute LoRA update
    # 1) Flatten conv kernel in the same manner as above
    # 2) Multiply B and A -> shape [out_channels, in_channels *
k_h * k_w]
    # 3) Reshape it back to [out_channels, in_channels, k_h, k_w]
    BA = self.B @ self.A # shape [out_channels, fan_in]

    # Reshape to conv kernel
    k_h, k_w = self.kernel_size
    lora_weight = BA.view(
        self.out_channels,
        self.in_channels,
        k_h,

```

```

        k_w
    ) * (self.alpha / self.r)

    # Perform conv2d with the LoRA weight (no extra bias term for
    LoRA)
    lora_update = F.conv2d(
        x,
        lora_weight,
        bias=None,
        stride=self.stride,
        padding=self.padding,
        dilation=self.dilation,
        groups=self.groups
    )

    return result + lora_update

```

```

def get_lora_model(model: nn.Module, r: int = 4, alpha: float = 1.0):
    """
    Recursively replace all Conv2d and Linear modules in model with
    LoRA-enabled versions. Freezes original weights and adds LoRA
    parameters.
    """
    for name, child in list(model.named_children()):
        # If child is a Conv2d, replace it with LoRAConv2d
        if isinstance(child, nn.Conv2d):
            lora_module = LoRAConv2d(child, r=r, alpha=alpha)
            setattr(model, name, lora_module)

        # If child is a Linear, replace it with LoRALinear
        elif isinstance(child, nn.Linear):
            lora_module = LoRALinear(child, r=r, alpha=alpha)
            setattr(model, name, lora_module)

        else:
            # Recursively traverse children
            get_lora_model(child, r=r, alpha=alpha)

    return model

```