

# Forget What You Know about LLMs Evaluations - LLMs are Like a Chameleon

Nurit Cohen-Inger<sup>1</sup>, Yehonatan Elisha<sup>2</sup>, Bracha Shapira<sup>1</sup>, Lior Rokach<sup>1</sup>, Seffi Cohen<sup>3</sup>

<sup>1</sup>Ben Gurion University   <sup>2</sup>Tel Aviv University   <sup>3</sup>Harvard University

## Abstract

Large language models (LLMs) often appear to excel on public benchmarks, but these high scores may mask an overreliance on dataset-specific surface cues rather than true language understanding. We introduce the **Chameleon Benchmark Overfit Detector (C-BOD)**, a meta-evaluation framework designed to reveal such overfitting. C-BOD systematically rephrases benchmark inputs via a parameterized transformation that preserves semantic content and labels, enabling the detection of performance degradation indicative of superficial pattern reliance. We conduct extensive experiments across two datasets, three rephrasing models, and multiple distortion levels, evaluating 32 state-of-the-art LLMs. On the MMLU benchmark, C-BOD reveals an average performance drop of 2.75% under modest rephrasings, with over 80% of models exhibiting statistically significant differences. Notably, higher-performing models and larger LLMs tend to show greater sensitivity, suggesting a deeper dependence on benchmark-specific phrasing. Due to its dataset and model-agnostic design, C-BOD can be easily integrated into evaluation pipelines and offers a promising foundation for overfitting mitigation strategies. Our findings challenge the community to look beyond leaderboard scores and prioritize resilience and generalization in LLM evaluation. Our code and benchmark datasets are available at: <https://github.com/nuritci/cbod>

## 1 Introduction

Large Language Models (LLMs) have achieved impressive results on a wide range of NLP tasks (Chang et al., 2024). Consequently, hundreds of benchmarks have been established to track progress and evaluate model capabilities (Lu et al., 2024; Liang et al., 2022). However, the rapid proliferation of LLMs and the frequent use of public leaderboards raise concerns about the robustness of these evaluation practices (Castillo-Bolado et al., 2024). Specifically, as benchmark data becomes more widely recognized, models may learn to exploit surface patterns or spurious correlations,

rather than exhibit genuine language understanding. This issue can lead to deceptively high scores that do not reflect true progress. In this paper, we examine whether LLMs rely excessively on benchmark-specific cues potentially overfitting to the patterns inherent in widely published evaluation benchmarks and explore systematic methods to detect and mitigate this behavior. In other words, are LLMs prone to overfitting on popular benchmarks, and what underlying factors contribute to this phenomenon? To answer this question, we introduce the Chameleon Benchmark Overfit Detector (C-BOD). This framework reveals how heavily a model depends on the exact wording or structure of a test set. By introducing controlled textual distortions to benchmark prompts at varying intensities (defined by a distortion parameter  $\mu$ ), as demonstrated in Figure 1, our method exposes whether strong performance derives from reliance on superficial patterns. Notably, our framework requires only the evaluation set, without accessing the model’s training data or architecture. Unlike conventional leaderboards that solely track performance, our meta-evaluation framework acts as a safeguard ensuring that high scores do not stem from superficial memorization of benchmark cues.

## Our Contributions:

- A Robust Framework for Detecting Benchmark Overfitting.** We present a framework that computes the performance difference  $\Delta_\mu$  between original and perturbed prompts and confirms its statistical significance, ensuring that observed differences indeed indicate overfitting rather than chance variations.
- New Insights into LLM Behavior.** Our analysis reveals that larger models and those with higher baseline performance are often more sensitive to perturbations, suggesting a deeper reliance on benchmark-specific phrasing.
- Extensive Empirical Validation.** We apply our method to a diverse collection of 32 leading LLMs from various families, architectures, and

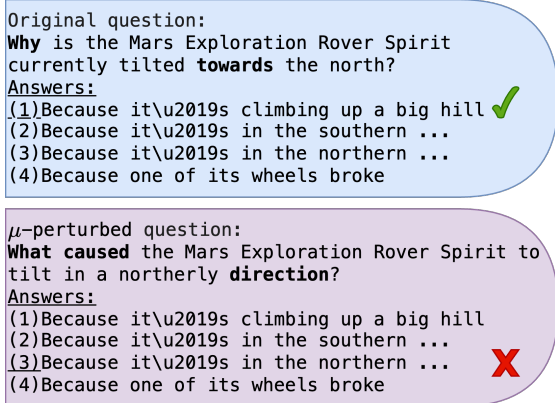


Figure 1: An example demonstrating the C-BOD method. The original question (top) is perturbed (bottom) while preserving the semantic meaning and correct answer options. The model correctly answers the original question but fails on the perturbed version, suggesting potential overfitting. Changes in the perturbed question are highlighted in bold.

parameter sizes. Utilizing modest textual distortions generated by three different rephrasing models for enhanced robustness, our analysis reveals statistically significant performance degradation in over 80% of the evaluated models, providing strong empirical evidence of widespread benchmark overfitting. Similar trends were observed in our evaluation on the GPQA dataset, in which we also show an ablation over different distortion levels ( $\mu$ ).

4. **Open Resources for the Community.** To facilitate further research and promote robust evaluation, we publicly release the rephrased versions of the widely used MMLU and GPQA evaluation sets, along with our reproducible code. These resources enable the community to readily adopt more robust, surface-invariant tests for reliable LLM assessment and provide a foundation for developing mechanisms to mitigate benchmark overfitting.

## 2 Related Work

### 2.1 Benchmark Datasets and Evaluation Suites

LLMs have achieved impressive results on many benchmarks. This success has driven the development of comprehensive evaluation suites such as BIG-Bench (Srivastava et al., 2022) and HELM (Liang et al., 2022). The MMLU benchmark set (Hendrycks et al., 2020) evaluates question answering across 57 subjects, including STEM, humanities, and social sciences, while (Zhang et al., 2024) introduced 25 enterprise-focused datasets covering

domains like finance, legal, cybersecurity, and climate sustainability for tasks such as classification, NER, and summarization. Another recent resource, JUDGE-BENCH (Bavaresco et al., 2024), comprises 20 NLP datasets that assess models against human judgments. GPQA benchmark (Rein et al., 2024) is tasked with evaluating reasoning models. We focus on MMLU and GPQA because of their widespread adoption<sup>1</sup> and comprehensive domain coverage (Wang et al., 2024).

### 2.2 Overfitting in LLMs

While these benchmarks have been critical for comparing new models’ versions, recent studies warn that publicly released evaluation sets can become less reliable over time due to overexposure and memorization (Yu et al., 2024; Chang et al., 2024). In some cases, LLMs learn superficial patterns specific to well-known datasets, boosting performance without reflecting genuine semantic or conceptual understanding. (Kiela et al., 2021) further emphasizes the need for continuously refreshing benchmarks to ensure real progress in language understanding. For example, OpenAI’s GPT models have shown steady improvement on MMLU: GPT-3 achieved approximately 43% accuracy in 2020 (Brown et al., 2020), rising to nearly 70% with GPT-3.5 in 2022, and reaching 86% with GPT-4 in 2023 (Koubaa, 2023).

Memorization in LLMs has been widely studied (Kiyomaru et al., 2024; Biderman et al., 2024), with larger models especially prone to retaining training data verbatim (Carlini et al., 2022). This phenomenon can inflate performance metrics while obscuring genuine model capabilities. Moreover, several works highlight training-set contamination, where test samples appear exactly or as near-duplicates in the training data, as another crucial form of overfitting (Deng et al., 2023; Yao et al., 2024), leading to overly optimistic performance estimates (Yang et al., 2023). Training Data Contamination refers to the presence of test data, or near duplicates, within the training set (Deng et al., 2023; Yao et al., 2024). Contamination renders evaluation unreliable, as the model has effectively already seen the "test" data, leading to overly optimistic performance estimates (Yang et al., 2023). Benchmark/Prompt Structure Overfitting is a more subtle form that arises when LLMs learn to exploit superficial cues or patterns specific to a benchmark’s format or the structure of evaluation prompts, even without memorizing the exact content (Yu et al., 2024). This can lead to overestimated generalization ability, as the model’s performance be-

<sup>1</sup><https://klu.ai/glossary/gpqa-eval>

comes dependent on the specific benchmark artifacts rather than true language understanding. This type of overfitting is the focus of our work.

### 2.3 Addressing the Gap

Current methods largely overlook the crucial problem of overfitting to benchmark-specific artifacts, which can significantly misrepresent an LLM’s true capabilities and hinder the development of robust and generalizable models. Our work addresses this gap by introducing a novel method to quantify an LLM’s reliance on benchmark prompt structure. We systematically apply controlled distortions to evaluation prompts, for example, by replacing synonyms or altering word order and measure the resulting performance degradation. This approach, which does not require access to training data, provides a direct measure of vulnerability to prompt structure and a robust means of diagnosing and mitigating this critical form of overfitting.

## 3 Method

Let  $\mathcal{D}$  denote a benchmark dataset with  $N$  samples, and  $\mathcal{E}$  an LLM to be evaluated with respect to a given performance function  $\mathcal{M}$ . Our goal is to detect whether  $\mathcal{E}$  exhibits overfitting to  $\mathcal{D}$ . Figure 2 provides an overview of our proposed method, Chameleon Benchmark Overfit Detector (C-BOD). C-BOD employs a rephrasing transformation to generate a perturbed dataset from  $\mathcal{D}$ , evaluates on both the original and perturbed datasets, and applies a statistical test to assess whether performance discrepancies indicate overfitting. The following subsections detail each component of C-BOD.

### 3.1 C-BOD rephrased dataset generation

To systematically introduce textual variations, C-BOD utilizes a rephrasing tool, denoted as  $T$ , which uses as a distortion operator to generate a perturbed dataset  $\mathcal{D}_\mu$  from  $\mathcal{D}$ . This operator is parameterized by  $\mu$ , which controls the extent of textual modification, ranging from low (e.g., 0.1 for minimal changes like synonym substitution) to moderate (e.g., 0.5 for rewording and sentence fragment reordering) and high (e.g., 1.5 for aggressive modifications such as question reformulation). Specifically, for an LLM,  $\mu$  corresponds directly to the temperature used during generation, influencing the degree of variation in rephrased outputs. We define:

$$T_\mu : \mathcal{X} \rightarrow \mathcal{X}'$$

Given a prompt  $x_i$ , the distortion operator produces a perturbed prompt  $x'_i = T_\mu(x_i)$ . The perturbed dataset is then constructed as:

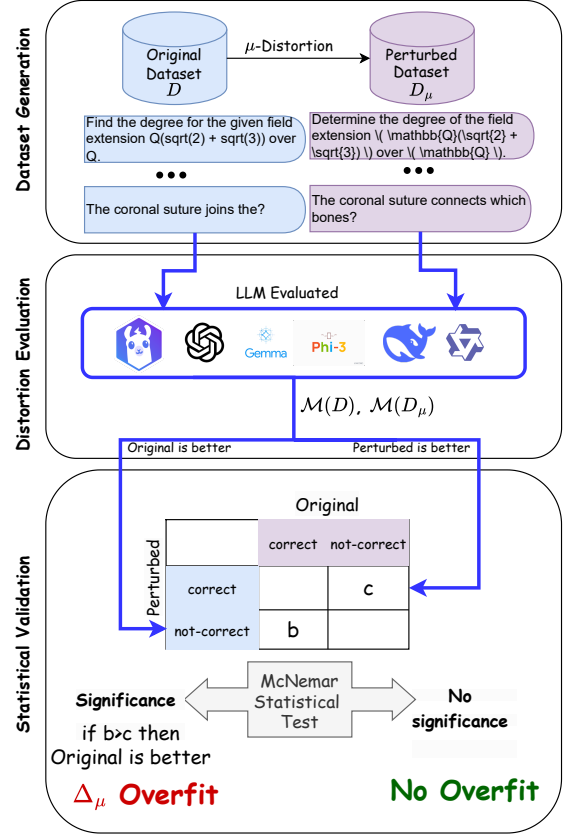


Figure 2: High-level pipeline of our parametric approach. The original dataset  $\mathcal{D}$  is passed through the distortion operator  $T_\mu$  to form  $\mathcal{D}_\mu$ . Both sets are evaluated by an LLM, and differences in performance are used to statistically quantify overfitting.

$$\mathcal{D}_\mu = \{ (x'_i, y_i) \mid (x_i, y_i) \in \mathcal{D} \}$$

Although each pair  $(x'_i, y_i)$  in the perturbed dataset remains semantically equivalent to  $(x_i, y_i)$  in the original dataset, the textual variations introduced by  $T_\mu$  can disrupt purely memorized mappings from surface patterns to correct labels. This step presented in Lines 5-6 of Algorithm 1.

### 3.2 Evaluating the Impact of Distortion

To assess the impact of distortion, we evaluate  $\mathcal{E}$  using a performance function,  $\mathcal{M}$ . This function evaluates  $\mathcal{E}$  based on a given ground truth  $y_i$ , considering two versions of an input: the original  $x_i \in \mathcal{D}$  and the perturbed version  $x'_i \in \mathcal{D}_\mu$ , where  $i$  denotes the index of a sample in the dataset. Specifically,  $\mathcal{M}$  is a boolean function that takes as input the model  $\mathcal{E}$  and two data pairs,  $(x_i, y_i)$  and  $(x'_i, y_i)$ , and returns whether the model performs better on

the original input than on the perturbed one. The function is formulated as follows:

$$\mathcal{M}(\mathcal{E}, (x_i, y_i), (x'_i, y_i)) = \begin{cases} 1, & \text{if } P(\mathcal{E}, x_i, y_i) \\ & > P(\mathcal{E}, x'_i, y_i), \\ 0, & \text{otherwise.} \end{cases}$$

where  $P(\mathcal{E}, x, y)$  represents the performance score of model  $\mathcal{E}$  on input  $x$  with reference to ground truth  $y$ . This formulation is designed to be generalizable across different evaluation metrics and natural language understanding (NLU) tasks. The performance difference between the original set and the perturbed set is then calculated as:

$$\Delta_\mu = b = \sum_{i=0}^N \mathcal{M}(\mathcal{E}, (x_i, y_i), (x'_i, y_i)) \quad (1)$$

The performance difference between the perturbed set and the original set is then calculated as:

$$c = \sum_{i=0}^N \mathcal{M}(\mathcal{E}, (x'_i, y_i), (x_i, y_i)) \quad (2)$$

A large positive  $\Delta_\mu$  indicates a significant performance decline due to textual perturbations, suggesting that  $\mathcal{E}$  may be overly reliant on surface-level patterns rather than exhibiting robust generalization. Notably, this approach remains metric-agnostic, making it applicable to a wide range of evaluation measures. This step presented in Lines 7-8 of Algorithm 1.

### 3.3 Statistical Validation

To assess the statistical significance of performance differences, we employ McNemar’s test (McNemar, 1947), which is specifically designed for paired data. This test evaluates whether the discrepancies between two related sets of classification outcomes, correct and incorrect predictions, are significant. In our context, McNemar’s test is well-suited for comparing each pair of samples  $(x_i, y_i) \in D$  and  $(x'_i, y_i) \in D_\mu$ , we record whether  $\mathcal{E}$  classifies them correctly and aggregate into  $b$  (original is better) and  $c$  (perturbed is better) as presented in Equation 1, Equation 2. The McNemar statistic is then calculated as:

$$\chi^2 = \frac{(b - c)^2}{b + c} \quad (3)$$

We derive a  $p$ -value from the chi-squared distribution (with  $df=1$ , i.e., one degree of freedom), rejecting the null hypothesis if  $p < \alpha$ . A significant result with  $b > c$  indicates a genuine performance difference due to the transformation, suggesting ev-

idence of overfitting. This step presented in Lines 10-19 of Algorithm 1.

---

#### Algorithm 1 Chameleon Benchmark Overfit Detector

---

##### Require:

$\mathcal{D}$ : Original benchmark dataset of size  $N$ ,  
 $\mathcal{E}$ : LLM,  
 $\mu$ : Distortion parameter,  
 $T_\mu$ : Transformation operator,  
 $\mathcal{M}$ : Performance function (returns 1 if the first input is better, 0 otherwise),  
 $\alpha$ : Significance level.

##### 1: C-BOD Computation:

```

2:  $b, c \leftarrow 0$ 
3:  $D_\mu \leftarrow \{\}$ 
4: for each  $x_i \in \mathcal{D}$  do
5:    $x'_i \leftarrow T_\mu(x_i)$ 
6:    $D_\mu \leftarrow D_\mu \cup x'_i$ 
7:    $b \leftarrow b + \mathcal{M}(\mathcal{E}, (x_i, y_i), (x'_i, y_i))$ 
8:    $c \leftarrow c + \mathcal{M}(\mathcal{E}, (x'_i, y_i), (x_i, y_i))$ 
9: end for
10:  $\chi^2 \leftarrow \frac{(b - c)^2}{b + c}$ 
11:  $p \leftarrow \text{p-value}(\chi^2, df = 1)$ 
12: if  $p < \alpha$  then
13:   if  $b > c$  then
14:      $Overfit\_Flag \leftarrow True$ 
15:   else
16:      $Overfit\_Flag \leftarrow False$ 
17:   end if
18: else
19:    $Overfit\_Flag \leftarrow False$ 
20: end if
21: return  $Overfit\_Flag$ 

```

---

## 4 Experimental Setting

In this section, we describe the experimental setup used to evaluate our overfitting detection framework. We detail the benchmark dataset, the procedure for generating perturbed inputs, the LLMs under evaluation, implementation specifics, and the evaluation metrics.

### 4.1 Dataset and Rephrasing Process

Our experiments used two leading benchmark datasets: (1) **MMLU** (Hendrycks et al., 2020): This benchmark spans 57 subjects, comprising 14,079 test samples and 1,540 validation samples. Its broad coverage makes it a standard choice for evaluating general knowledge and assessing overfitting to canonical prompt formats. It is distributed



under the MIT License, allowing free use and modification. (2) **GPQA** (Rein et al., 2024): Introduced in 2024, this smaller yet challenging benchmark includes 546 multi-step reasoning samples designed to test logical inference. Its complex, less common question structures help reduce the risk of training data contamination, making it a valuable complement to MMLU for overfitting analysis. Detailed results and analysis on GPQA are provided in Appendix C.

We generate a perturbed version of the original dataset to probe overfitting, following the methodology described in Section 3. We used DeepSeek 3 to create the transformed version of each question and generate the perturbed dataset  $\mathcal{D}_{1.0}$  using  $\mu = 1.0$  (the default temperature parameter for DeepSeek), and Claude 3.5 Haiku to generate the perturbed dataset  $\mathcal{D}_{0.5}$  using  $\mu = 0.5$  (the default temperature parameter for Claude). For the GPQA we used GPT-4o-mini to generate the perturbed datasets  $\mathcal{D}_{0.5}$ ,  $\mathcal{D}_{1.0}$ ,  $\mathcal{D}_{1.5}$ , using  $\mu \in \{0.5, 1.0, 1.5\}$ .

These perturbations include synonym substitutions, sentence reordering, and the insertion of distractor phrases, while preserving the original semantic meaning and correct answers. The perturbed datasets, denoted by  $\mathcal{D}_\mu$ , is released alongside our code for reproducibility.

#### 4.1.1 Evaluation of Rephrasing Quality

To ensure the quality of rephrasing in the C-BOD framework, we implemented a multi-step evaluation approach to maintain the semantic integrity of the original prompts and avoid confounding overfitting assessments. This process included three main validation steps: (1) Cosine Similarity Analysis, (2) Semantic Equivalence Verification, and (3) Iterative Human Audits. In what follows, we briefly describe these steps.

**Cosine Similarity Analysis** We measured semantic alignment using Sentence-BERT (Reimers and Gurevych, 2019), confirming high alignment across perturbations:

- *MMLU 0.5 (Claude)*:  
Mean = 0.829, Median = 0.864.
- *MMLU 1.0 (DeepSeek)*:  
Mean = 0.883, Median = 0.922.
- *GPQA 0.5 (GPT)*:  
Mean = 0.954, Median = 0.969.
- *GPQA 1.0*:  
Mean = 0.947, Median = 0.967.
- *GPQA 1.5*:  
Mean = 0.942, Median = 0.961.

**Semantic Equivalence Verification** In addition to cosine similarity, we employed a reasoning model GPT-o3 to independently verify the retention of original intent. Approximately 1-2% of the rephrasings exhibited semantic errors or insufficient similarity, requiring further manual correction and refinement before inclusion in the final evaluation set. This additional verification reduced the risk of subtle semantic drift, ensuring a high-quality perturbation set.

**Iterative Human Audits** To ensure the accuracy and semantic consistency of the perturbed datasets, we conducted a comprehensive manual audit as the final validation step. This process specifically targeted prompts with a cosine similarity score below 0.7 or those that received a negative judgment from the automated evaluation. These prompts were iteratively refined through API adjustments until they met the desired fidelity thresholds. Overall, this approach manually covered approximately 20% of the MMLU dataset and 50% of the GPQA dataset, supplementing the earlier automated checks that covered 100% of both datasets. This multi-step approach significantly enhances the reliability of our overfitting assessments by ensuring precise, controlled textual variations.

## 4.2 Models Under Evaluation

Table 4 in Appendix B provides an overview of the LLMs evaluated in our experiments. Our study covers a diverse set of architectures and parameter scales ranging from 1B to 27B parameters. This broad selection enables an in-depth analysis of how both architectural choices and model scale affect robustness to prompt perturbations.

## 4.3 Implementation Details

All experiments were executed under standardized conditions to ensure reproducibility and fair comparisons:

- (1) **Inference Environment:** All open-weight models were accessed via the HuggingFace transformers library using RTX 6000 GPU.
- (2) **Dataset Rephrasing Prompt:** We instruct the rephrasing tool using the prompt detailed in Appendix A.1.
- (3) **Query Prompt:** For every query, we construct a standardized input by prompting a fixed instruction to the original benchmark dataset question. Importantly, the multiple-choice options remain identical between the original and the rephrased forms. The fixed instruction is:

“Select the best answer from the given options. Respond with only the letter corresponding to the correct choice.  
Question: {question}”

#### 4.4 Evaluation Metrics

We assess model performance by comparing the original dataset,  $\mathcal{D}$ , with its perturbed counterpart,  $\mathcal{D}_{0.5}$ ,  $\mathcal{D}_{1.0}$ , using the following metrics:

**Correct Predictions and Accuracy:** For each dataset, we report the number of correct answers and the corresponding accuracy, defined as

$$\text{Accuracy} = \frac{\# \text{Correct Predictions}}{\# \text{Total Samples}}.$$

**Absolute and Percentage Performance Difference:** The absolute difference in the number of correct answers between  $\mathcal{D}$  and  $\mathcal{D}_{0.5}$  is denoted by  $\Delta_{0.5}$ ; we also report the relative difference. **Statistical Significance:** McNemar’s test is applied on the paired predictions to determine whether the performance gap is statistically significant ( $p < 0.05$ ).

### 5 Results

#### 5.1 Open Weight Models - Overall Performance

As shown in Table 1, the majority of models (22 out of 27 for  $\mathcal{D}_{0.5}$  and 20 out of 27 for  $\mathcal{D}_{1.0}$ ) exhibit a noticeable drop in performance on the rephrased test set compared to the original, supporting our hypothesis that many LLMs are sensitive to prompt structure. Notably, smaller models like Llama 1B and Llama 3B maintained relatively stable accuracy, suggesting they are less prone to overfitting, potentially due to their more limited capacity for memorizing superficial patterns.

We also observed that models with lower baseline accuracy tend to show statistically insignificant differences, likely because their initial performance leaves less room for detectable degradation. Importantly, McNemar’s test confirmed that the observed performance drops in most models were statistically significant ( $p < 0.05$ ), reinforcing the reliability of our method.

Across all evaluated models, the average drop in accuracy for  $\mathcal{D}_{0.5}$  was 2.15%, which increased to 2.75% when considering only models with statistically significant differences. For  $\mathcal{D}_{1.0}$ , the average drops were 1.87% overall and 2.78% for models with significant performance changes, underscoring the broader impact of stronger perturbations.

#### 5.2 Relationship Between Model Size and Overfit Detection

Figures 3, 4 illustrate the scatter plot of the percentage performance difference versus the number of parameters, with a red dashed line representing the logarithmic fit. The significant log-linear relationship indicates that the performance difference increases with model size in a logarithmic fashion, suggesting diminishing returns as the number of parameters grows. The data reveals a positive trend: larger models tend to exhibit greater performance degradation under textual perturbations. For example, models in the Gemma family show a progressive increase in  $\Delta_{1.0}$  with higher parameter counts. The dotted trend line further highlights this relationship.

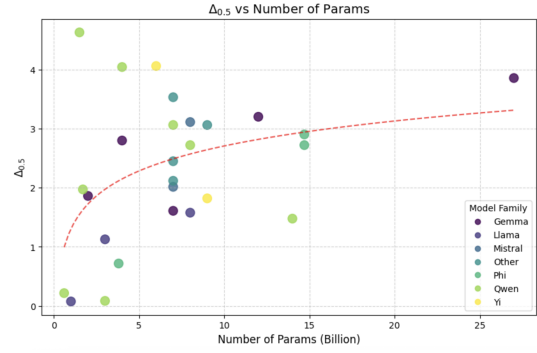


Figure 3: Scatter plot of the performance difference ( $\Delta_{0.5}$ ) versus the number of model parameters. A logarithmic trendline is shown:

$$\Delta_{0.5} = 0.6090 \cdot \ln(\# \text{ Params}) + 1.303.$$

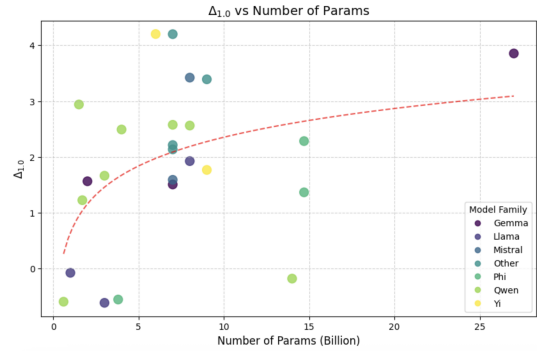


Figure 4: Scatter plot of the performance difference ( $\Delta_{1.0}$ ) versus the number of model parameters. A logarithmic trendline is shown:

$$\Delta_{1.0} = 0.7433 \cdot \ln(\# \text{ Params}) + 0.6406.$$

#### 5.3 Relationship Between Model Accuracy and Overfit Detection

Figures 5, 6 examine the relationship between baseline accuracy on the original prompts and the corresponding percentage difference in performance

Table 1: Comparison of LLM performance on the original and perturbed MMLU datasets. Models are sorted by parameter count (ascending).

Model Name	Par (B)	$\mathcal{D}$ Accuracy	Claude (0.5)				DeepSeek (1.0)			
			$\mathcal{D}_{0.5}$ Accuracy	# $\Delta_{0.5}$	% $\Delta_{0.5}$	Better 0.5	$\mathcal{D}_{1.0}$ Accuracy	# $\Delta_{1.0}$	% $\Delta_{1.0}$	Better 1.0
Gemma-2B	2	47.28	46.47	124	1.86	Original	46.54	104	1.56	Original
Gemma-4B	4	66.73	54.78	222	2.80	Original	65.07	234	2.49	Original
Gemma-7B	7	58.05	55.18	127	1.61	Original	57.18	123	1.50	Original
Gemma-12B	12	68.71	68.77	320	3.20	Original	66.38	328	3.39	Original
Gemma-27B	27	73.16	70.80	356	3.45	Original	70.34	397	3.85	Original
Llama-1B	1	28.11	28.09	3	0.08	Not Sig	27.00	-3	-0.08	Not Sig
Llama-3B	3	56.12	55.49	89	1.13	Not Sig	56.74	-49	-0.62	Not Sig
Llama-8B	8	45.93	45.21	102	1.58	Original	44.68	121	1.92	Original
Mistral-7B	7	57.48	56.33	163	2.01	Original	56.31	128	1.59	Original
Mistral-8B	8	68.05	65.94	298	3.10	Original	66.01	262	2.95	Original
Phi-3.8B	3.8	56.42	56.01	57	0.72	Not Sig	56.31	-44	-0.56	Not Sig
Phi-14.7B	14.7	76.77	74.69	294	2.72	Original	74.79	246	2.28	Original
Phi-14.7B-Reasoning	14.7	73.94	72.05	303	2.90	Original	72.93	142	1.36	Original
Qwen-0.6B	0.6	39.29	39.20	12	0.22	Not Sig	39.48	-33	-0.60	Not Sig
Qwen-1.5B	1.5	38.23	36.46	249	4.63	Original	35.41	151	2.94	Original
Qwen-1.7B	1.7	52.98	51.94	147	1.97	Original	52.20	91	1.22	Not Sig
Qwen-3B	3	41.49	41.46	5	0.09	Not Sig	40.76	97	1.66	Not Sig
Qwen-4B	4	66.97	64.27	381	4.04	Original	65.07	234	2.49	Original
Qwen2.5-7B-Instruct	7.0	58.72	56.92	253	3.06	Original	48.37	180	2.58	Original
Qwen3-8B	8.0	69.73	67.83	267	2.72	Original	67.82	251	2.56	Original
Qwen3-14B	14.0	66.86	65.87	139	1.48	Original	66.11	17	0.18	Not Sig
Yi-6B	6	63.19	60.63	361	4.06	Original	60.55	374	4.20	Original
Yi-9B	9	66.38	65.17	170	1.82	Original	65.20	165	1.77	Original
Apollo-7B	7	67.81	65.42	337	3.53	Original	64.96	401	4.20	Original
GLM-9B	9	68.71	66.06	296	3.06	Original	66.38	328	3.39	Original
Starling-7B	7	59.41	58.15	177	2.12	Original	58.09	185	2.21	Original
Zephyr-7B	7	56.25	54.92	194	2.45	Original	55.05	169	2.13	Original

when evaluated on rephrased inputs. The plot clearly indicates that models with higher original accuracy tend to experience larger declines when exposed to prompt perturbations. For example, models achieving over 60% accuracy on the original set present the largest  $\Delta_{0.5}$ ,  $\Delta_{1.0}$  values, while models with lower baseline accuracy exhibit only minor, often statistically insignificant, differences.

This observation highlights a paradox in current LLM evaluation: models that perform exceptionally well on standard benchmarks may be capitalizing on dataset-specific cues rather than demonstrating robust language understanding. The positive correlation between original accuracy and  $\Delta_{\mu}$  underscores the need to carefully interpret high benchmark scores, as they might mask underlying vulnerabilities to prompt variations.

These findings underscore the importance of evaluating LLMs under varied prompt formulations to ensure that improvements in benchmark performance reflect genuine advances in language understanding rather than overfitting.

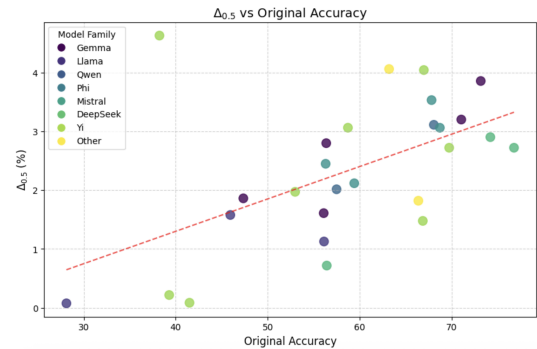


Figure 5: Scatter plot showing  $\Delta_{0.5}$  for  $\mu = 0.5$  against the original accuracy of the model. Models within the same family are marked with the same color.

#### 5.4 Closed-Source Models: Accuracy vs. Robustness Trends

We analyze the performance of proprietary GPT models (GPT-4o<sup>2</sup>, GPT-4.1<sup>3</sup>, GPT-5<sup>4</sup>) under the

<sup>2</sup>[https://openai.com/index/gpt-4o-system-card/?utm\\_source=chatgpt.com](https://openai.com/index/gpt-4o-system-card/?utm_source=chatgpt.com)

<sup>3</sup>[https://openai.com/index/gpt-4-1/?utm\\_source=chatgpt.com](https://openai.com/index/gpt-4-1/?utm_source=chatgpt.com)

<sup>4</sup>[https://openai.com/index/gpt-5-system-card/?utm\\_source=chatgpt.com](https://openai.com/index/gpt-5-system-card/?utm_source=chatgpt.com)

Table 2: Examples of how rephrasing affects LLM performance, illustrating potential overfitting to specific phrasing in the original MMLU dataset. The table shows original and rephrased questions, along with an explanation of why the model’s prediction changed. The examples are from Qwen3 (14B parameters).

Subject	Original Question	Rephrased Question	Why the Model Was Wrong?
Professional Law	“If the defendant is <b>prosecuted</b> for the man’s murder, he will most <b>likely be found</b> ...”	“If the defendant is <b>charged</b> with the man’s murder, what is the <b>most probable</b> outcome?”	In legal contexts, terms like “prosecuted” and “found guilty/not guilty” are tied to specific legal standards. The rephrased question is more open-ended, leading the model to discuss outcomes like plea bargaining instead of focusing on the legal verdict.
Moral Disputes	“Of the following social <b>problems</b> that could result from a genetic supermarket, which does Singer think is the least <b>serious</b> ?”	“Which of the following social <b>issues</b> arising from a genetic supermarket does Singer consider to be the least <b>concerning</b> ?”	The word “problems” was changed to “issues,” altering the model’s interpretation. “Issues” can broaden the context of “problems”, causing the model to incorrectly interpret which concerns are least serious.
College Chemistry	“Which of the following statements is not a <b>reason</b> why tetramethylsilane is used as a 1H chemical shift reference?”	“Which of the following statements does not <b>explain</b> why tetramethylsilane is used as a reference for 1H chemical shifts?”	The model may have overfit to the structure of the original question, particularly the phrase “is not a reason why,” as it directly signals the correct retrieval path. The rephrased version, with slight syntactic adjustments disrupts this memorization, leading to incorrect retrieval.
World Religions	“ <b>When</b> did the first Jaina temples <b>appear</b> ?”	“ <b>At what point in time</b> were the initial Jaina temples <b>established</b> ?”	The rephrased question shifts key terms (“When” to “At what point in time”), obscuring historical framing. The LLM fails to map this modified phrasing to the original temporal context.
High-School Biology	“Which of the following is <b>NOT</b> a characteristic of bacteria?”	“Which of the listed options <b>fails to represent</b> a defining trait of bacterial organisms?”	The explicit cue word “NOT” is replaced by the longer clause “fails to represent.” LLM appears to rely on a pattern like “Which ... is not ...” to flip polarity; when the negator is hidden inside a relative clause, the learnt template does not fire, so the model picks a true trait instead of the exception.
High-School Mathematics	“Positive integers $x, y$ satisfy $xy = 56$ , $x < y$ , and 7 divided by the <b>reciprocal of the larger integer</b> equals 4. What is $x$ ?”	“ $x, y$ are positive integers with product 56 and $x < y$ . If <b>seven divided by the larger integer</b> results in 4, determine $x$ .”	The word “reciprocal” pins a template: $7 \times \frac{1}{y} = 4 \Rightarrow y = \frac{7}{4}$ . Replacing it with a looser “seven divided by the larger integer results in 4” flips the parse—The LLM treats “results in” like a remainder cue ( $7 \div y = 4$ ), producing $y = 1$ and thus the wrong $x$ .

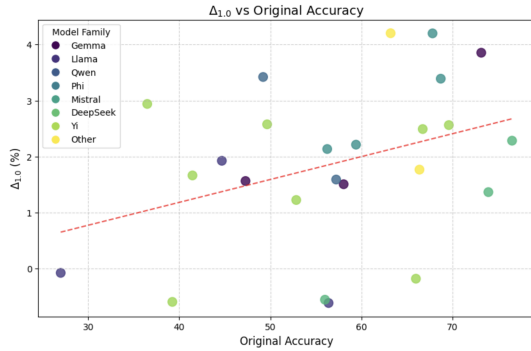


Figure 6: Scatter plot showing  $\Delta_{1.0}$  for  $\mu = 1.0$  against the original accuracy of the model. Models within the same family are marked with the same color.

C-BOD rephrasing evaluation. While these models achieve high accuracy on unperturbed MMLU prompts, they still show significant degradation under semantically equivalent prompt modifications ( $\mu = 0.5$ ), as shown in Table 3.

**Closed-source models are sensitive to rephrasing.** Despite their high original accuracy, all closed-source GPT models demonstrate significant performance degradation under prompt rephrasing. The observed drops range from 2.44% (GPT-5-mini) to 3.46% (GPT-4o-mini). This reinforces the hypothesis that these models exploit benchmark-specific surface patterns.

**Newer models perform better.** A clear upward trend is observed across model generations: GPT-5-mini achieves the highest original accuracy

Model	Accuracy		# $\Delta_{0.5}$	% $\Delta_{0.5}$	Better
	$\mathcal{D}$	$\mathcal{D}_{0.5}$			
GPT-4o	83.88%	81.46%	339	2.88	Original*
GPT-4o-mini	74.96%	72.37%	364	3.46	Original*
GPT-4.1-nano	69.68%	67.53%	302	3.09	Original*
GPT-5-nano	86.63%	84.30%	326	2.68	Original*
GPT-5-mini	90.56%	88.35%	310	2.44	Original*

Table 3: Performance of closed-source GPT models on MMLU under prompt perturbation ( $\mu = 0.5$ ). All results are statistically significant (marked with \*) according to McNemar’s test ( $p < 0.05$ ).

(90.56%) and also shows relatively lower sensitivity (2.44% drop) compared to older GPT-4o models (drops of 2.88–3.46%). This suggests that newer training pipelines or architectures improve generalization.

**Larger models generalize better.** Within each family, the larger variants (“mini”) outperform their smaller counterparts (“nano”) both in raw accuracy and robustness. For instance, GPT-5-mini achieves +3.93% higher accuracy than GPT-5-nano (90.56% vs. 86.63%) while maintaining a similar drop (2.44% vs. 2.68%), indicating effective scaling without sacrificing generalization. Likewise, GPT-4o-mini outperforms GPT-4.1-nano by +5.28% accuracy while showing only a slightly higher sensitivity to rephrasing.



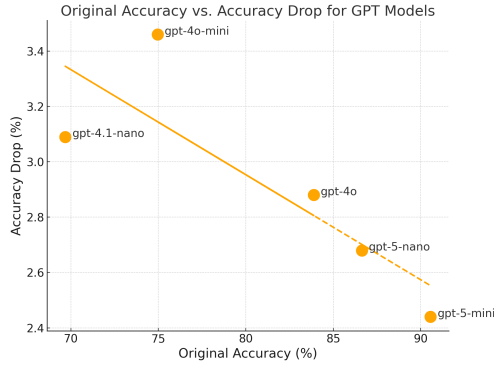


Figure 7: Accuracy vs. Drop for GPT models. Each point shows original accuracy and percentage drop after rephrasing.

## 6 Discussion

**Why Do LLMs Overfit?** Table 2 highlights cases where LLMs answer the original questions correctly but fail on the rephrased versions. The failures suggest potential overfitting, where models overly rely on surface-level cues, memorized patterns, or specific terminologies. Overfitting in this context occurs because the model tends to associate certain question formats or keywords directly with answers instead of generalizing underlying concepts. Common root causes include shifts in terminology, subtle changes in phrasing that alter the semantic scope, and dependence on memorized patterns from training data.

**Forget What You Know About LLMs Evaluation** Ideally, LLMs should exhibit resilience when faced with variations in prompt language and structure. In other words, robust LLMs are expected to maintain their performance regardless of how a question is phrased, thereby reflecting true language understanding. However, our experiments reveal a contrary trend: models that score highly on standard benchmarks often display heightened sensitivity to even minor alterations in prompt formulation. This behavior suggests that such models have implicitly overfitted to the specific linguistic patterns and structures of these benchmarks. As a result, when these surface-level cues are modified, performance declines, a phenomenon that underscores the paradox between high benchmark accuracy and genuine generalization.

**Agnosticism to Benchmark Set.** Although we used MMLU and GPQA as a demonstration, our approach is inherently dataset-agnostic. It can be applied to any benchmark by simply adapting the performance metric used to compare the original samples with their rephrased counterparts.

## 7 Conclusion

In this paper, we introduced a novel approach for detecting overfit to benchmarks datasets in LLMs by applying parametric transformations to these datasets. Our method revealed that many models rely heavily on surface features of public test sets, leading to significant performance drops when these features are altered. This finding underscores a critical insight: what appears to be robust performance may, in fact, be largely driven by memorization rather than true generalization.

We demonstrated the effectiveness of our approach across multiple LLM families. Notably, larger models tend to exhibit more pronounced performance declines under perturbation, while certain models (such as Llama) show greater stability. These observations suggest that training strategies and architectural choices play a significant role in mitigating overfitting, prompting a necessary rethinking of how we evaluate and benchmark LLMs.

By offering a practical, dataset-agnostic framework, this work equips the community with a robust tool to identify overfitting and foster the development of benchmarks that more effectively assess genuine generalization. Integrating these parametric transformations into the evaluation process reveals hidden vulnerabilities in existing LLMs and paves the way for designing more resilient models capable of adapting to the ever-evolving challenges of language tasks.

## 8 Limitations

While C-BOD serves as a promising framework for detecting overfitting in LLMs and has successfully identified overfitting in most evaluated models, it remains subject to several limitations. First, our approach primarily targets textual rephrasings that preserve semantic content. Consequently, it may overlook deeper forms of overfitting, such as factual inaccuracies or logical inconsistencies, which may require more specialized probing techniques. Moreover, incorporating  $\mu$ -based transformations into the training or fine-tuning loop can significantly increase computational cost. Iteratively rephrasing large datasets and retraining with multiple  $\mu$  values imposes a heavy resource burden, which may not be feasible for LLMs or under restricted computational budgets. Future work should investigate more lightweight or partial-integration strategies. In summary, while C-BOD provides an effective means of detecting surface-level overfitting, further advancements are necessary to enhance its efficiency, scalability, and ability to capture more nuanced forms of model overfitting.

## References

- Marah Abdin, Jyoti Aneja, Hany Awadalla, Ahmed Awadallah, Ammar Ahmad Awan, Nguyen Bach, Amit Bahree, Arash Bakhtiari, Jianmin Bao, Harkirat Behl, et al. 2024. Phi-3 technical report: A highly capable language model locally on your phone. *arXiv preprint arXiv:2404.14219*.
- Anna Bavaresco, Raffaella Bernardi, Leonardo Bertolazzi, Desmond Elliott, Raquel Fernández, Albert Gatt, Esam Ghaleb, Mario Giulianelli, Michael A. Hanna, Alexander Koller, André F. T. Martins, Philipp Mondorf, Vera Neplenbroek, Sandro Pezzelle, Barbara Plank, David Schlangen, Alessandro Suglia, Aditya Surikuchi, Ece Takmaz, and Alberto Testoni. 2024. 6. *llms instead of human judges? a large scale empirical study across 20 nlp evaluation tasks*.
- Stella Biderman, Usven Prashanth, Lintang Sutawika, Hailey Schoelkopf, Quentin Anthony, Shivanshu Purohit, and Edward Raff. 2024. Emergent and predictable memorization in large language models. *Advances in Neural Information Processing Systems*, 36.
- Tom Brown, Benjamin Mann, Nick Ryder, Melanie Subbiah, Jared D Kaplan, Prafulla Dhariwal, Arvind Neelakantan, Pranav Shyam, Girish Sastry, Amanda Askell, et al. 2020. Language models are few-shot learners. *Advances in neural information processing systems*, 33:1877–1901.
- Nicholas Carlini, Daphne Ippolito, Matthew Jagielski, Katherine Lee, Florian Tramèr, and Chiyuan Zhang. 2022. Quantifying memorization across neural language models. *arXiv preprint arXiv:2202.07646*.
- David Castillo-Bolado, Joseph Davidson, Finlay Gray, and Marek Rosa. 2024. Beyond prompts: Dynamic conversational benchmarking of large language models. *arXiv preprint arXiv:2409.20222*.
- Yupeng Chang, Xu Wang, Jindong Wang, Yuan Wu, Linyi Yang, Kaijie Zhu, Hao Chen, Xiaoyuan Yi, Cunxiang Wang, Yidong Wang, et al. 2024. A survey on evaluation of large language models. *ACM Transactions on Intelligent Systems and Technology*, 15(3):1–45.
- Chunyan Deng, Yilun Zhao, Xiangru Tang, Mark Gestein, and Arman Cohan. 2023. Investigating data contamination in modern benchmarks for large language models. *arXiv preprint arXiv:2311.09783*.
- Abhimanyu Dubey, Abhinav Jauhri, Abhinav Pandey, Abhishek Kadian, Ahmad Al-Dahle, Aiesha Letman, Akhil Mathur, Alan Schelten, Amy Yang, Angela Fan, et al. 2024. The llama 3 herd of models. *arXiv preprint arXiv:2407.21783*.
- Team GLM, Aohan Zeng, Bin Xu, Bowen Wang, Chenhui Zhang, Da Yin, Dan Zhang, Diego Rojas, Guanyu Feng, Hanlin Zhao, et al. 2024. Chatglm: A family of large language models from glm-130b to glm-4 all tools. *arXiv preprint arXiv:2406.12793*.
- Dan Hendrycks, Collin Burns, Steven Basart, Andy Zou, Mantas Mazeika, Dawn Song, and Jacob Steinhardt. 2020. *Measuring massive multitask language understanding*. *arXiv preprint arXiv:2009.03300*.
- Albert Q Jiang, Alexandre Sablayrolles, Arthur Mensch, Chris Bamford, Devendra Singh Chaplot, Diego de las Casas, Florian Bressand, Gianna Lengyel, Guillaume Lample, Lucile Saulnier, et al. 2023. Mistral 7b. *arXiv preprint arXiv:2310.06825*.
- Douwe Kiela, Max Bartolo, Yixin Nie, Divyansh Kaushik, Atticus Geiger, Zhengxuan Wu, Bertie Vidgen, Grusha Prasad, Amanpreet Singh, Pratik Ring-shia, et al. 2021. Dynabench: Rethinking benchmarking in nlp. *arXiv preprint arXiv:2104.14337*.
- Hirokazu Kiyomaru, Issa Sugiura, Daisuke Kawahara, and Sadao Kurohashi. 2024. A comprehensive analysis of memorization in large language models. In *Proceedings of the 17th International Natural Language Generation Conference*, pages 584–596.
- Anis Koubaa. 2023. Gpt-4 vs. gpt-3. *Authorea Preprints*.
- Percy Liang, Rishi Bommasani, Tony Lee, Dimitris Tsipras, Dilara Soylu, Michihiro Yasunaga, Yan Zhang, Deepak Narayanan, Yuhuai Wu, Ananya Kumar, et al. 2022. Holistic evaluation of language models. *arXiv preprint arXiv:2211.09110*.
- Yuting Lu, Chao Sun, Yuchao Yan, Hegong Zhu, Dongdong Song, Qing Peng, Li Yu, Xiaozheng Wang, Jian Jiang, and Xiaolong Ye. 2024. A comprehensive survey of datasets for large language model evaluation. In *2024 5th Information Communication Technologies Conference (ICTC)*, pages 330–336. IEEE.
- Quinn McNemar. 1947. Note on the sampling error of the difference between correlated proportions or percentages. *Psychometrika*, 12(2):153–157.
- Nils Reimers and Iryna Gurevych. 2019. Sentence-bert: Sentence embeddings using siamese bert-networks. *arXiv preprint arXiv:1908.10084*.
- David Rein, Betty Li Hou, Asa Cooper Stickland, Jackson Petty, Richard Yuanzhe Pang, Julien Dirani, Julian Michael, and Samuel R Bowman. 2024. Gpqa: A graduate-level google-proof q&a benchmark. In *First Conference on Language Modeling*.
- Aarohi Srivastava, Abhinav Rastogi, Abhishek Rao, Abu Awal Md Shoeb, Abubakar Abid, Adam Fisch, Adam R Brown, Adam Santoro, Aditya Gupta, Adrià Garriga-Alonso, et al. 2022. Beyond the imitation game: Quantifying and extrapolating the capabilities of language models. *arXiv preprint arXiv:2206.04615*.
- Gemma Team, Thomas Mesnard, Cassidy Hardin, Robert Dadashi, Surya Bhupatiraju, Shreya Pathak, Laurent Sifre, Morgane Rivière, Mihir Sanjay Kale, Juliette Love, et al. 2024. Gemma: Open models based on gemini research and technology. *arXiv preprint arXiv:2403.08295*.

Lewis Tunstall, Edward Beeching, Nathan Lambert, Nazneen Rajani, Kashif Rasul, Younes Belkada, Shengyi Huang, Leandro von Werra, Cl  mentine Fourrier, Nathan Habib, Nathan Sarrazin, Omar Sanseviero, Alexander M. Rush, and Thomas Wolf. 2023. [Zephyr: Direct distillation of lm alignment](#). *Preprint*, arXiv:2310.16944.

Yubo Wang, Xueguang Ma, Ge Zhang, Yuansheng Ni, Abhuranil Chandra, Shiguang Guo, Weiming Ren, Aaran Arulraj, Xuan He, Ziyang Jiang, et al. 2024. Mmlu-pro: A more robust and challenging multi-task language understanding benchmark. *arXiv preprint arXiv:2406.01574*.

An Yang, Baosong Yang, Beichen Zhang, Binyuan Hui, Bo Zheng, Bowen Yu, Chengyuan Li, Dayiheng Liu, Fei Huang, Haoran Wei, et al. 2024. Qwen2. 5 technical report. *arXiv preprint arXiv:2412.15115*.

Shuo Yang, Wei-Lin Chiang, Lianmin Zheng, Joseph E Gonzalez, and Ion Stoica. 2023. Rethinking benchmark and contamination for language models with rephrased samples. *arXiv preprint arXiv:2311.04850*.

Feng Yao, Yufan Zhuang, Zihao Sun, Sunan Xu, Animesh Kumar, and Jingbo Shang. 2024. Data contamination can cross language barriers. *arXiv preprint arXiv:2406.13236*.

Alex Young, Bei Chen, Chao Li, Chengen Huang, Ge Zhang, Guanwei Zhang, Heng Li, Jiangcheng Zhu, Jianqun Chen, Jing Chang, et al. 2024. Yi: Open foundation models by 01. ai. *arXiv preprint arXiv:2403.04652*.

Yuan Yu, Lili Zhao, Kai Zhang, G.Y. Zheng, and Menghan Liu. 2024. [1. do llms overcome shortcut learning? an evaluation of shortcut challenges in large language models](#).

Bing Zhang, Mikio Takeuchi, Ryo Kawahara, Shubhi Asthana, M. Shamim Hossain, Ge Ren, Kate Soule, and Yada Zhu. 2024. [1. enterprise benchmarks for large language model evaluation](#).

Banghua Zhu, Evan Frick, Tianhao Wu, Hanlin Zhu, Karthik Ganesan, Wei-Lin Chiang, Jian Zhang, and Jiantao Jiao. 2024a. Starling-7b: Improving helpfulness and harmlessness with rlaf. In *First Conference on Language Modeling*.

Hanqing Zhu, Zhenyu Zhang, Wenyan Cong, Xi Liu, Sem Park, Vikas Chandra, Bo Long, David Z Pan, Zhangyang Wang, and Jinwon Lee. 2024b. Apollo: Sgd-like memory, adamw-level performance. *arXiv preprint arXiv:2412.05270*.

## Appendices

### A Prompts Used in CBOD Framework

#### A.1 Distortion Prompt

The rephrasing prompt was developed using a meta-prompting approach, which involves iteratively refining the prompt based on systematic error analysis. This process aimed to progressively improve the quality of the generated perturbations, ensuring high semantic fidelity and consistency. For example, early evaluations revealed approximately 25 cases where prompts involving sensitive content (e.g., sexual topics) led to inaccurate or off-target rephrasings. In response, we refined the prompt to explicitly exclude such cases, effectively addressing this error class and improving overall performance. This iterative tuning, incorporating both automated and human feedback, ultimately resulted in 100% accuracy as measured by the reasoning model judge. The prompt:

**system:** "You are a rephrasing assistant tasked with preserving the original structure, type, and intent of technical questions or statements. Your goal is to rephrase while maintaining meaning, purpose, structure, and context. keep the same level of clarity, do NOT try to simplify. keep question a question / statement a statement. do NOT try to answer the question"

**user:** "Rephrase the following question in different wording, ensuring the meaning remains exactly the same. Match the readability level. Do NOT change the type of sentence: if it is a definition, keep it a definition; if it is a multiple-choice question, keep it as such; if it is a procedure or description, keep it in that form. Do NOT infer, guess, or introduce new information, assumptions, or constraints. Do NOT reword a description into a question, or vice versa. Keep all scientific and technical terms, units, variables, equations, and formatting intact. Your output should differ in phrasing only, not in meaning. Do NOT improve clarity or readability. Do NOT try to answer the question. Sexual or harmful content rephrasing is allowed for academic purpose. Return ONLY the rephrased version with no extra text or commentary. TEXT to rephrase: {question}"

#### A.2 Judge Prompt

You will be given two versions of a question: an 'original\_question' and a 'rephrased\_question'. Your task is to evaluate if they have the exact same meaning. "Semantically equivalent" means that a person with the required domain knowledge would provide the exact same answer to both questions.

Respond with a single JSON object containing two keys: 1. "judgment": Your verdict, which must be either "EQUIVALENT" or "NOT\_EQUIVALENT". 2. "reasoning": A brief, one-sentence explanation for your judgment.

Judgment Criteria:

A rephrased question is NOT\_EQUIVALENT if it meets any of the following conditions:

A. Logical Alteration \* Reverses Logic: The rephrase swaps the subject and object or reverses the direction of an implication. \* Changes Logical Operator\*: The rephrase changes a one-way implication (if/then) to a two-way bi-conditional (if and only if).

B. Change in Scope or Precision \* Loss of Specificity: The rephrase replaces a precise technical term with a vague or overly general one. \* Incorrect Substitution: The rephrase swaps a key term with another, related but incorrect, term (e.g., "mass" for "weight"). \* Incorrect Expansion of Acronym: The rephrase incorrectly defines an acronym for the given context.

C. Structural Failure \* Answers the Question: The rephrase provides the definition or answer to the original question, especially in fill-in-the-blank scenarios. \* Fails to Rephrase: The output is an error message, a refusal, or otherwise not a good-faith attempt at rephrasing.

A rephrased question is EQUIVALENT only if it avoids all the errors above. Stylistic changes, synonym swaps, and sentence restructuring are acceptable as long as the core meaning remains identical.

### B Models Tested

Table 4 presents all the LLMs we tested with their versions.



Table 4: Overview of the evaluated open-weight LLMs. Models are grouped by family, model version, and the number of parameters (in billions).

Family	Version	Params
<b>Qwen</b>	Qwen2.5 1.5B (Yang et al., 2024)	1.5
	Qwen2.5 3B	3
	Qwen2.5 7B	7
	Qwen3 0.6B	0.6
	Qwen3 1.7B	1.7
	Qwen3 4B	4
	Qwen3 8B	8
	Qwen3 14B	14
<b>Llama 3</b>	Llama 3.2 1B (Dubey et al., 2024)	1
	Llama 3.2 3B	3
	Llama 3.1 8B	8
<b>Gemma</b>	Gemma 2 2B (Team et al., 2024)	2
	Gemma 4B	4
	Gemma 7B	7
	Gemma 12B	12
	Gemma 27B	27
<b>Phi</b>	Phi 4 4B (Abdin et al., 2024)	4
	Phi 4 15B	15
	Phi 4-reasoning 15B	15
<b>Mistral</b>	Mistral 7B (Jiang et al., 2023)	7
	Mistral 8B	8
<b>Yi</b>	Yi 6B (Young et al., 2024)	6
	Yi 9B	9
<b>Others</b>	Apollo2 7B (Zhu et al., 2024b)	7
	Starling 7B (Zhu et al., 2024a)	7
	GLM 4 9B (GLM et al., 2024)	9
	Zephyr 7B (Tunstall et al., 2023)	7

## C Additional benchmark - GPQA results

To assess the robustness and generalizability of the proposed C-BOD method, we conducted an ablation study on the GPQA benchmark using varying levels of textual distortion ( $\mu$ ). Table 5 reports the performance of leading LLMs on both the original and rephrased GPQA datasets, where rephrasings were generated by GPT-4o with  $\mu \in \{0.5, 1.0, 1.5\}$ .

The results on GPQA are mostly consistent with those observed on MMLU. Across multiple LLM families and distortion levels, we observe a systematic performance drop on the rephrased inputs, suggesting a sensitivity to surface-level prompt variations. While the degree of statistical significance varies by model and  $\mu$ , the overall trend of declining accuracy under rephrasing reinforces the hypothesis that many models rely heavily on benchmark-specific prompt formulations.

At the same time, several characteristics of GPQA help explain why the results differ from those obtained on MMLU and why it is more difficult to show consistent effects across all models at this stage. First, GPQA is a very new benchmark,

specifically designed for reasoning, and thus has not yet been exposed widely enough to influence model training. Second, most models achieve very low absolute accuracy on GPQA, often failing to surpass 20%. At such a low baseline, small fluctuations in predictions can obscure clear differences and make it harder to observe statistically significant effects. Third, GPQA is a relatively small dataset, which further limits the statistical power of tests such as McNemar’s and reduces our ability to detect significance robustly.

Overall, whenever some of the models keep the expected trend, some models suffer from very low accuracy. This, combined with the novelty of the benchmark, its reasoning-oriented design, and its small size, explains why it is currently more difficult to show across-the-board results. Importantly, the uniformly low accuracy also suggests that overfitting is not yet strongly affecting GPQA, as models have not learned enough benchmark-specific artifacts to inflate their scores in the first place. Instead, their failures likely stem from the underlying reasoning challenges posed by the dataset, making GPQA a valuable complement to more saturated benchmarks like MMLU.

Table 5: Comparison of LLM performance on the original and perturbed GPQA datasets. Models are sorted by parameter count (ascending). We report different levels of  $\mu$ .

Model Name	Par (B)	$\mathcal{D}$ Accuracy	$\mathcal{D}_{0.5}$ Accuracy	% $\Delta_{0.5}$	Better 0.5	$\mathcal{D}_{1.0}$ Accuracy	% $\Delta_{1.0}$	Better 1.0	$\mathcal{D}_{1.5}$ Accuracy	% $\Delta_{1.5}$	Better 1.5
Gemma 2B	2	34.25	29.12	14.93	Original	30.95	9.60	Original	29.30	14.46	Original
Gemma 7B	7	46.52	41.58	10.62	Original	41.94	9.83	Original	38.64	16.91	Original
Llama-3B	3	36.45	33.15	9.05	Original	33.88	7.04	Not Sig	32.23	11.56	Original
Llama-3B-Instruct	3	21.06	21.43	1.76	Not Sig	17.58	16.51	Original	20.15	4.32	Not Sig
Phi-4-reasoning-plus	14.7	16.85	15.02	10.86	Original	15.30	9.07	Original	15.02	10.86	Original
Qwen 4B	4	56.04	53.84	3.92	Not Sig	52.56	6.20	Original	53.29	4.90	Not Sig