

# Language-TPP: Integrating Temporal Point Processes with Language Models for Event Analysis

Quyu Kong<sup>1</sup> Yixuan Zhang<sup>2</sup> Yang Liu<sup>1</sup> Panrong Tong<sup>1</sup> Enqi Liu<sup>1</sup> Feng Zhou<sup>3</sup>

## Abstract

Temporal Point Processes (TPPs) have been widely used for event sequence modeling, but they often struggle to incorporate rich textual event descriptions effectively. Conversely, while Large Language Models (LLMs) have been shown remarkable capabilities in processing textual data, they lack mechanisms for handling temporal dynamics. To bridge this gap, we introduce **Language-TPP**, a unified framework that integrates TPPs with LLMs for enhanced event sequence modeling. Language-TPP introduces a novel temporal encoding mechanism that converts continuous time intervals into specialized byte-tokens, enabling seamless integration with standard LLM architectures. This approach allows Language-TPP to achieve state-of-the-art performance across multiple TPP tasks, including event time prediction, type prediction, and intensity estimation, on five datasets. Additionally, we demonstrate that incorporating temporal information significantly improves the quality of generated event descriptions.

## 1. Introduction

Temporal Point Processes (TPPs) provide a statistical framework for modeling sequences of events occurring in continuous time. Traditional TPP models have been proven effective in capturing temporal dynamics and event types across diverse applications, including online information diffusion (Farajtabar et al., 2015; Mishra et al., 2016), seismology (Hawkes, 1971), neural science (Johnson, 1996) and finance (Bacry et al., 2015). However, these models have primarily focused on temporal and categorical aspects while the rich multi-modal information inherent in real-world events have been under-explored. Many events are accompanied by textual information that provides essential context beyond timestamps and event types. For example,

product reviews in the Amazon user review dataset (Ni et al., 2019), or accident descriptions in traffic incident datasets (Zhou et al., 2020). The ability to model and, more importantly, generate such multi-modal event description represents a significant gap in previous research within the TPP domain.

Meanwhile, Large Language Models (LLMs) have achieved remarkable success in understanding and generating textual modality across numerous domains (Jin et al., 2024; M. Bran et al., 2024; Xin et al., 2024). This advancement allows to develop a unified framework between TPPs and LLMs that jointly models both temporal dynamics and textual information in event sequences. In this paper, we aim to address the following two open questions.

While prior works have successfully incorporated self-attention mechanism into TPP models following modern LLM practices (Zuo et al., 2020; Zhang et al., 2020; Mei et al., 2021), they rely on TPP-specific encoding strategies, including temporal positional encoding for event times and randomly initialized embeddings for event types. This raises the first question: **how can we coherently integrate standard LLM architectures with TPPs?** We address this by modeling event types and descriptions as textual information and introducing a novel temporal encoding approach using specialized byte-tokens for event time intervals as shown in Figure 1. By converting continuous time intervals to discrete byte-tokens, we can utilize a text template to combine all event information for prompting the LLM. We adapt Qwen2.5 (Yang et al., 2024b), a widely used open-source LLM, for this framework. This approach enables straightforward encoding and decoding of event times, types, and descriptions through a language tokenizer.

Recent work, LAMP (Shi et al., 2024), has demonstrated performance improvements through LLM-based event information reasoning, highlighting the value of textual description information. This leads to the second question: **what are the benefits of unifying temporal and textual modalities in a unified framework?** We investigate this through two categories of tasks: conventional TPP tasks and LLM-oriented tasks, specifically event description generation. For TPP tasks — including next event time prediction, type prediction, and intensity prediction — we demonstrate

<sup>1</sup>Alibaba Cloud <sup>2</sup>Southeast University <sup>3</sup>Renmin University of China. Correspondence to: Feng Zhou <feng.zhou@ruc.edu.cn>.

state-of-the-art performance through extensive experiments on real-world datasets, comparing against strong baseline models. Notably, on a dataset containing textual event description, our unified framework outperforms LAMP. Furthermore, we find that augmenting temporal information improves event description generation compared to a fine-tuned LLM without temporal information, indicating the benefits of incorporating temporal dynamics into LLMs.

In summary, our key contributions are as follows:

- We introduce a multi-modal framework, **Language-TPP**, that unifies TPPs and LLMs, enabling various downstream tasks including event time prediction, type prediction, intensity prediction and description generation.
- We propose a novel temporal encoding approach using specialized byte-tokens for event time, providing seamless integration with LLM tokenizers.
- Through comprehensive experiments, we demonstrate state-of-the-art performance on multiple TPP datasets, with emphasis on event description generation — a previously unexplored capability in TPP literature.

## 2. Related Work

**Deep TPPs.** Recent advances in TPP modeling have mainly been driven by deep learning-based methods (Du et al., 2016; Mei & Eisner, 2017; Mishra et al., 2018; Shchur et al., 2020; Mei et al., 2021; Kong et al., 2023). Deep learning-based TPP models have seen significant evolution since (Du et al., 2016), which first introduced recurrent neural networks (RNNs) for TPP modeling. Early approaches primarily relied on such recurrent architectures, with notable improvements including long short-term memory (LSTM) based models (Mei & Eisner, 2017) and dual-LSTM frameworks (Xiao et al., 2017). Since the rising popularity of the Transformer architectures (Vaswani et al., 2017), attention-based TPPs (Zuo et al., 2020; Zhang et al., 2020) were introduced, resulting in better modeling of long-range dependencies. Subsequent improvements include non-linear attention score (Zhu et al., 2021), sparse attention mechanism (Li & Sun, 2023), and enhanced interpretability through alignment with statistical nonlinear Hawkes processes (Meng et al., 2024).

**LLM-augmented TPPs.** The integration of LLMs with TPPs represents an emerging frontier in TPP domain. While this direction is still in its early stages, several works demonstrated promising results. Xue et al. (2023b) introduced PromptTPP, which leverages continual learning principles to enable TPPs to efficiently adapt to streaming event sequences. The fusion of LLMs with TPPs was further advanced by Shi et al. (2024), which developed a framework

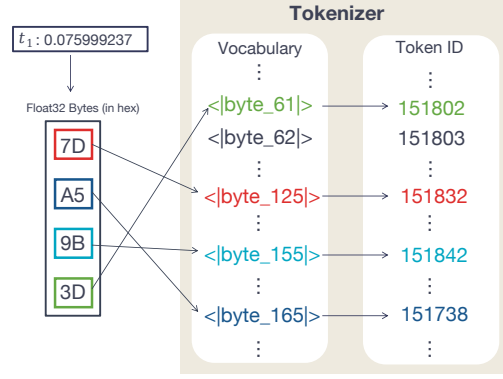


Figure 1: Temporal tokenization procedure in Language-TPP. The diagram illustrates how event times are converted into temporal byte tokens for processing by the model.

that harnesses LLMs’ abductive reasoning capabilities to enhance future event prediction. Concurrent to our work, Liu & Quan (2024) also explored combining LLMs with TPPs through incorporating textual event description and temporal information into pre-trained LLMs. While we share similar high-level goals, our work differentiates itself through a novel temporal encoding strategy using specialized byte-tokens and extends the capability of TPP models to textual event description generation, a previously unexplored direction in TPPs literature.

## 3. Preliminaries

This section introduces key concepts and background knowledge for the proposed model, including LLMs and TPPs.

### 3.1. Autoregressive Language Model

State-of-the-art LLMs, such as GPT-4 (Achiam et al., 2023), Qwen2.5 (Yang et al., 2024b) and Gemini 1.5 (Team et al., 2024), are built on causal Transformer architectures that process and generate content as discrete tokens. While these models are designed to process textual data via tokenization, handling continuous multi-modal inputs (Hurst et al., 2024; Yao et al., 2024; Fu et al., 2025), e.g., images, audio, video, presents unique challenges. To address this, modern architectures typically employ specialized encoders that discretize continuous signals into tokens (Liu et al., 2024; Wang et al., 2024). For generation in these continuous domains, diffusion models may be used to decode predicted token embeddings back to their original modal representations (Bao et al., 2023; Tang et al., 2024). This encoder-decoder paradigm has become instrumental in bridging the gap between discrete token-based processing and continuous multi-modal data. In this work, we focus on unifying TPPs modality with LLMs, where the primary challenges lie in processing and generating continuous event timestamps.

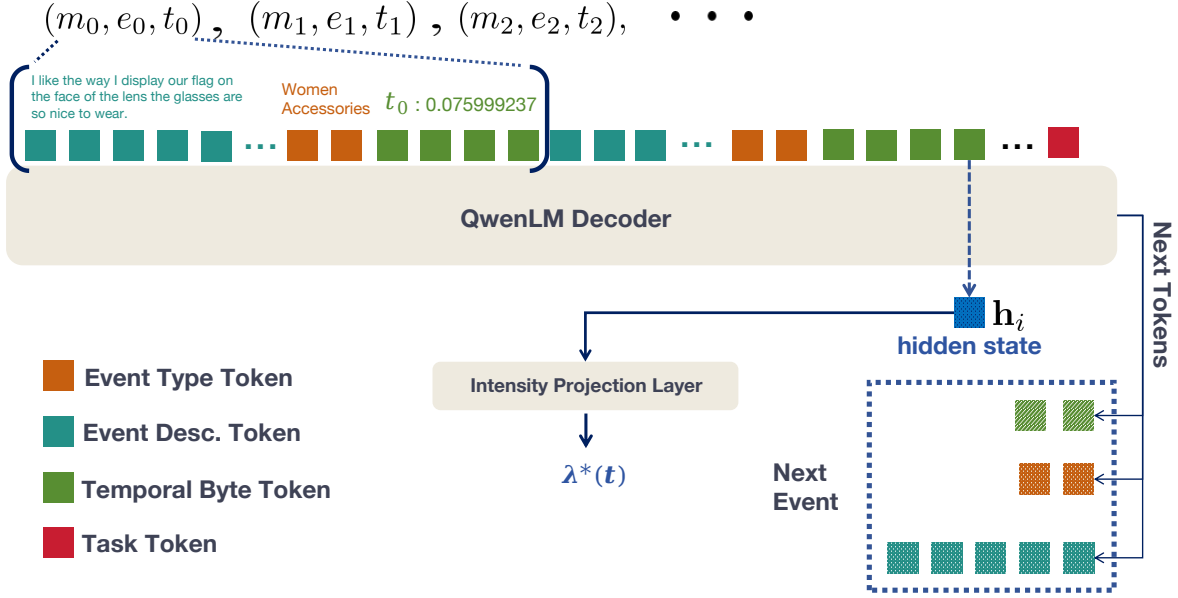


Figure 2: Language-TPP processes tokenized event information including event type, description, and time through the QwenLM decoder. The decoder autoregressively generates information about the next event through next-token prediction, while the event intensity is modeled using the hidden state corresponding to the last token.

### 3.2. Temporal Point Processes

TPPs (Daley & Vere-Jones, 2008) are widely used to model the occurrence of events in continuous time. A marked TPP typically associates each event with both an event timestamp  $t$  and an event type  $e$ . Mathematically, a realization of a marked TPP is a sequence of events  $\{(t_i, e_i)\}_{i=1}^N$  over an observation window  $[0, T]$ , where  $N$  is random and  $e_i$  belongs to a discrete set of event type  $\mathcal{E} = \{1, 2, \dots, E\}$ . The conditional intensity function is written as:

$$\lambda^*(t, e) = \lim_{\delta_t \rightarrow 0} \frac{P(\text{event with type } e \text{ in } [t, t + \delta_t] \mid \mathcal{H}_t^-)}{\delta_t}.$$

The conditional intensity function specifies the expected number of events occurring within an infinitesimal interval  $[t, t + \delta_t]$ , given the past history  $\mathcal{H}_t^-$  up to but not including  $t$ . \* indicates the conditioning on history. To fit a TPP model to observed data, the log-likelihood function is:

$$\mathcal{L} = \sum_{i=1}^N \log \lambda^*(t_i, e_i) - \int_0^T \sum_{e \in \mathcal{E}} \lambda^*(t, e) dt. \quad (1)$$

To capture complex event dynamics, neural networks have been introduced to parametrize  $\lambda^*(t, e)$  (Section 2). This allows for the direct learning of temporal dependencies and event type distributions from the data. In deep TPPs, an embedding layer is introduced to map each event  $(t_i, e_i)$  to a dense vector  $\mathbf{z}_i \in \mathbb{R}^D$ . This embedding encodes both temporal and event type information, serving as the foundation for modeling sequential dependencies. By employing

an RNN or Transformer, we can model the dependency by summarizing the embeddings of observed events into a history representation  $\mathbf{h}_i \in \mathbb{R}^M$  in a recurrent or autoregressive manner. Subsequently, the next event time  $t_{i+1}$  and type  $e_{i+1}$  are sampled from the conditional distribution  $P(t_{i+1}, e_{i+1} \mid \mathbf{h}_i)$ .

## 4. Language Modeling with TPP

In this section, we first introduce our model, Language-TPP, which bridges TPPs with natural language, along with the data preprocessing process. Then, we elaborate on the methodology for model inference and training.

### 4.1. Language-TPP

We consider a more general event sequence dataset that includes descriptive information about events, represented as  $\{(t_i, e_i, m_i)\}_{i=1}^N$ , where  $t_i$  denotes the event timestamp,  $e_i$  represents the event type, and  $m_i$  is the textual description of the event. Our goal is to model the dependencies in such an event sequence and predict the times, types, and descriptions of future events.

In this work, we adopt a sequence-to-sequence model. Specifically, as depicted in Figure 2, the model backbone is a causal decoder-only Transformer based on Qwen2.5 (Yang et al., 2024a). We convert each event  $(t_i, e_i, m_i)$  into a sequence of tokens. In simple terms, for the event type  $e_i$  and description  $m_i$ , we employ a built-in language tokenizer; for the event timestamp  $t_i$ , we design a specialized byte-level

tokenization strategy. We explain the tokenization in detail as follows.

**Event description tokenization.** The event description  $m_i$  is in natural language, so we can directly use a built-in language tokenizer for tokenization.

**Event type tokenization.** If the event type in the dataset is represented in natural language, we can directly use a built-in tokenizer. If the event type is represented as an index, we attempt to recover its text label from the index. For example,  $e_i = 0$  represents *Women Shoes* in the *Amazon Review* dataset (Ni et al., 2019). If the event type is represented as an index and no corresponding text label is provided, we directly use the index as the text label.

**Event timestamp tokenization.** For event timestamps, a naive approach is to directly treat the timestamp  $t_i$  as text. However, this method requires a large number of tokens to represent a single timestamp, significantly reducing the model’s processing efficiency. Inspired by prior works in byte-to-byte models (Xue et al., 2022a; Pagnoni et al., 2024), we propose a specialized byte-level tokenization strategy. Specifically, we augment the vocabulary of the Qwen2.5 model with 256 new special byte tokens, “< |byte\_ $x$ | >”  $\forall x \in \{0, 1, \dots, 255\}$ , representing all unique values of a single byte. We can then parse a 32-bit floating point precision number (timestamp) into 4 byte tokens<sup>1</sup>. This is more token-efficient compared to directly tokenizing the timestamp as text. For example, as shown in Figure 1, it takes 11 tokens to represent “0.075999237” using the default Qwen2.5 tokenizer whereas it only takes 4 byte tokens using our approach, i.e., “< |byte\_125| > < |byte\_165| > < |byte\_155| > < |byte\_61| >”.

**Event template.** Eventually, we concatenate all encoded components within a predefined textual template as demonstrated in Figure 3 where each event is surrounded by special tokens. Specifically, we use “< |start\_of\_event| >” and “< |end\_of\_event| >” to denote the start and end of an event, respectively. We use “< |description\_prefix| >”, “< |type\_prefix| >” and “< |time\_prefix| >” to prepend the event description, type and temporal byte tokens. Please refer to Appendix A for details about the templates and samples of generated prompts from datasets.

## 4.2. Inference

Language-TTP can be applied to various downstream tasks, including event time prediction, type prediction, intensity prediction, and description generation. We first define a set of task tokens, “< |description\_prediction| >”, “< |type\_prediction| >” and “< |time\_prediction| >”.

<sup>1</sup>In implementation, we do not directly perform byte tokenization on timestamps but instead on event intervals, which facilitates subsequent time prediction tasks.

When conducting a specific downstream task, we concatenate the corresponding task token to the end of the token sequence. We then autoregressively predict the next tokens until the end-of-sequence token is reached. We apply a task-specific decoding strategy to obtain the desired output.

**Event time prediction:** We obtain the predicted next event interval  $\tau_{i+1}$  by decoding the temporal byte tokens back to a float pointing number. We then obtain the next event time,  $t_{i+1} = t_i + \tau_{i+1}$ .

**Event type prediction and description prediction:** We obtain the desired textual information by decoding the generated tokens back into natural language, as done in LLMs.

**Event intensity prediction:** We take the hidden state output by LLM corresponding to the last token as  $\mathbf{h}(t_i)$ . Similar to prior works, we define the event intensity function as:

$$\lambda^*(t, e) = f_e(\alpha_e \frac{t - t_i}{t_i} + \mathbf{w}_e^\top \mathbf{h}(t_i) + b_e), \quad (2)$$

where  $t \in (t_i, t_{i+1}]$  and  $f_e(x) = \beta_e \log(1 + e^{x/\beta_e})$  is the softplus function with parameter  $\beta_e$ .

## 4.3. Training

We collect several widely adopted public TPP datasets for training the model. We follow the standard training procedure of GPT-like LLMs (OpenAI, 2022), and design our training protocol as three stages.

**Stage 1: Event sequence continued pre-training.** We use the fixed template in Figure 3 to convert the event sequence to the token sequence  $(x_1, x_2, \dots, x_L)$ . At this stage, we conduct a continued pre-training of the LLM backbone on the token sequence with the next-token prediction loss:

$$\mathcal{L}_{\text{stage1}}(\theta) = -\frac{1}{L} \sum_{l=1}^L \log P_\theta(x_l | x_{<l}). \quad (3)$$

**Stage 2: Next-event fine-tuning.** We augment the model with capabilities to conduct downstream tasks on TPPs. We generate training samples by randomly sampling a segment of the event sequence as the prompt  $(p_1, p_2, \dots)$ , with the corresponding next event as the response  $(r_1, \dots, r_R)$ . This approach constructs prompt-response pairs for event time prediction, type prediction, and description generation. During training, we only compute the next-token prediction loss on the response:

$$\mathcal{L}_{\text{stage2}}(\theta) = -\frac{1}{R} \sum_{l=1}^R \log P_\theta(r_l | p_1, p_2, \dots, p_{<l}). \quad (4)$$

**Stage 3: Event intensity alignment.** At this stage, we freeze the LLM and only fine-tune the intensity projection layer using the loss of log-likelihood in Equation (1).



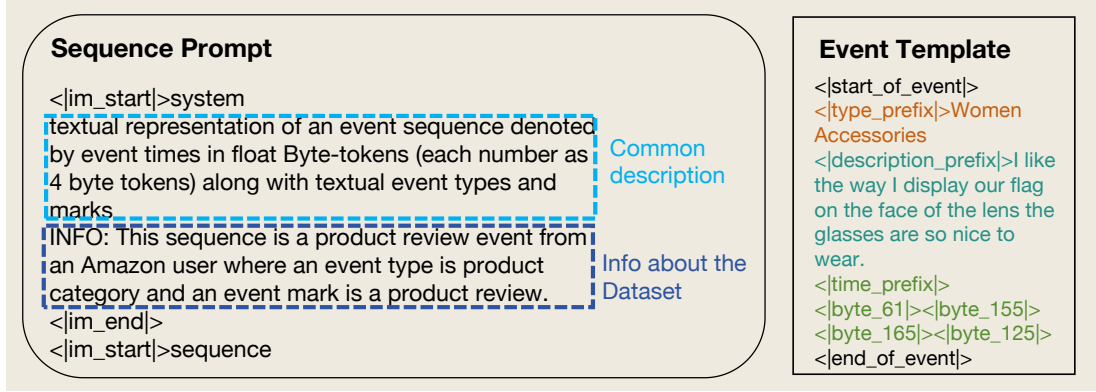


Figure 3: Illustration of the textual template used to convert an event sequence into the input for the language model. Prepend by the sequence prompt, the event template structures each event with its type, description, and timestamp.

Table 1: Dataset statistics. Train/Dev/Test shows the number of sequences in each split,  $K$  is the number of event types,  $L_{avg}$  represents the average sequence length.

Dataset	Train/Dev/Test	$K$	$L_{avg}$	Event Desc.
<i>Retweet</i>	9000 / 1535 / 1520	3	70	✗
<i>Stackoverflow</i>	1400 / 400 / 400	22	65	✗
<i>Taobao</i>	1300 / 200 / 500	17	150	✗
<i>Taxi</i>	1400 / 200 / 400	10	37	✗
<i>Amazon Review</i>	2434 / 1633 / 1952	24	27	✓

It is worth noting that, unlike common TPP training approaches, which involve training on a specific dataset and then testing on the test set of the same dataset, we merge all datasets into a single combined dataset for training and then evaluate the model separately on each individual test set.

## 5. Experiments

To evaluate the effectiveness of Language-TPP, we conduct extensive experiments comparing against several strong baselines on real-world TPP datasets. We also examine the impact of different components of the proposed model and training protocol through an ablation study.

### 5.1. Baselines

(1) **Neural Hawkes Process (NHP)** (Mei & Eisner, 2017): NHP employs a continuous-time LSTM to encode the temporal and type information of historical events. The resulting history embedding is used to model the conditional intensity function. This model cannot handle event descriptions or generate event descriptions.

(2) **Self-Attentive Hawkes Process (SAHP)** (Zhang et al., 2020): SAHP encodes the temporal and type information of historical events, models long-range dependencies through self-attention mechanism, and uses the history embedding to

model the conditional intensity function. This model cannot handle event descriptions or generate event descriptions.

(3) **Transformer Hawkes Process (THP)** (Zuo et al., 2020): THP is a contemporaneous work of SAHP, and their fundamental ideas are similar. Both use self-attention to derive the history embedding, which is then used to model the conditional intensity function. The two models differ only in some implementation details. This model also cannot handle event descriptions or generate event descriptions.

(4) **GPT-3.5-turbo enhanced Attentive Neural Hawkes Process (ANHP-G3.5)** (Shi et al., 2024): the best performing baseline in their proposed LAMP, a method that leverages pre-trained LLMs for abductive reasoning to improve event prediction. This model can handle historical event descriptions but cannot generate future event descriptions.

(5) **Qwen2.5-0.5B** (Yang et al., 2024a): To the best of our knowledge, no existing TPPs baseline can generate future event descriptions. To evaluate the quality of event description generation, we compare our method with the vanilla language model Qwen2.5-0.5B, fine-tuned on the same dataset without temporal information.

### 5.2. Datasets

(1) **Retweet** (Zhou et al., 2013): A dataset of time-stamped user retweet event sequences. Events are categorized into three types based on user follower counts: *small* ( $< 120$  followers), *medium* ( $120 - 1363$  followers), and *large* ( $> 1363$  followers).

(2) **Stackoverflow** (Jure, 2014): Two years of user award records from a question-answering website, where each sequence represents events of granting badges to a user. There are in total 22 different badges.

(3) **Taobao** (Xue et al., 2022b): Time-stamped user click behaviors on Taobao e-commerce platform, collected over

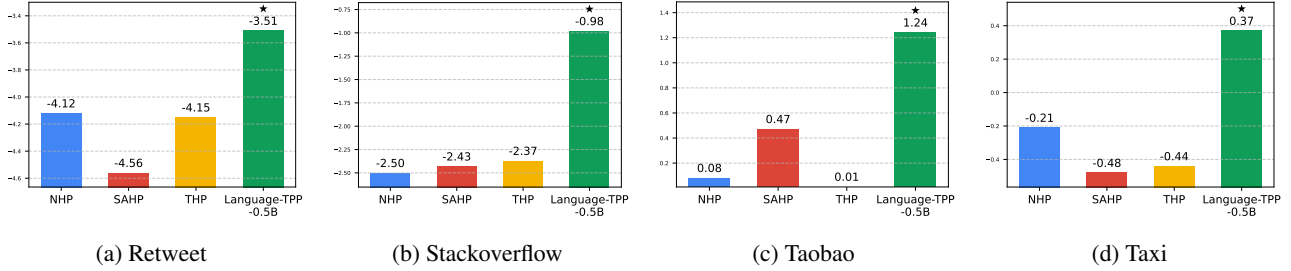


Figure 4: Goodness-of-fit comparison on real-world datasets. Results reported in TLL. Best results are marked with stars.

Table 2: Prediction performance comparison on real-world datasets for event times and types. Results reported in terms of RMSE and ACC. Best results are in bold.

Dataset	RMSE(↓) / ACC(↑)			
	NHP	SAHP	THP	Language-TPP-0.5B
<i>Retweet</i>	21.8 / 54.0	21.7 / 54.0	25.3 / 58.5	<b>18.1 / 59.7</b>
<i>Stackoverflow</i>	1.37 / 45.0	1.38 / 43.9	1.37 / 45.0	<b>1.12 / 45.5</b>
<i>Taobao</i>	0.55 / 57.0	0.53 / 50.3	0.34 / 57.9	<b>0.21 / 59.7</b>
<i>Taxi</i>	0.37 / <b>91.5</b>	0.37 / 90.3	0.37 / 91.3	<b>0.32 / 90.5</b>

a nine-day period. Events represent item clicks, with types corresponding to item categories.

(4) **Taxi** (Whong, 2014): Time-stamped taxi pick-up and drop-off events across the five boroughs of New York City. Each combination (borough, pick-up or drop-off) defines an event type, resulting in 10 distinct event types.

(5) **Amazon Review** (Ni et al., 2019): A dataset of product reviews from Amazon, containing sequences from the 2,500 most active users. Events represent product reviews, with types corresponding to product categories. The 23 most frequent categories were preserved as distinct types, with remaining categories merged into one. Each event includes a text description containing the review content.

It is worth noting that among the five datasets, the first four are traditional TPP datasets that include only event times and types, while *Amazon Review* is the only dataset containing textual event descriptions. Therefore, we use this dataset for event description evaluations. The statistics for all datasets are summarized in Table 1, with detailed data splits described in Appendix B.

### 5.3. Metrics

We employ the following metrics across different TPP tasks:

- (1) For event time prediction, we use root-mean squared error (**RMSE**) to measure the temporal prediction accuracy, i.e.,  $\sqrt{\sum_{i=1}^N (\tau_i - \hat{\tau}_i)^2 / N}$ ,  $\hat{\tau}_i$  is the predicted time interval.
- (2) For event type prediction, we report the prediction accu-

racy (**ACC**), i.e.,  $\sum_{i=1}^N \mathbb{1}_{e_i = \hat{e}_i} / N$ , where  $\hat{e}_i$  is the predicted event type.

(3) We also evaluate the log-likelihood (**TLL**) on test sets to characterize their goodness-of-fit performance.

(4) We evaluate the quality of generated event descriptions as a standard NLP task, employing **ROUGE-L** scores (Lin, 2004). These scores assess the overlap between model-generated and ground-truth text based on  $n$ -grams, providing a comprehensive measure of both precision and recall.

(5) We analyze the sentiment of generated descriptions using **VADER** sentiment scores (Hutto & Gilbert, 2014), which provide compound polarity scores ranging from  $-1$  (most negative) to  $+1$  (most positive).

### 5.4. Experimental Setup

Our proposed model is built on top of Qwen2.5-0.5B (Yang et al., 2024b). We utilize the base model variant rather than its instruction-tuned version, as our implementation employs a different prompting template from the standard chat template. We use a single NVIDIA A40 for model training and experiments. At each stage, we train the model for 5 epochs with learning rate  $1e^{-4}$  and select checkpoints achieving best validation losses. Details about hyperparameters used in training can be found in Appendix C. We sample 50k prompt-response pairs for next-event fine-tuning (stage 2). For intensity prediction training (stage 3), the non-event integral term in the log-likelihood is handled using Monte Carlo integration with 10 samples per time interval, applied

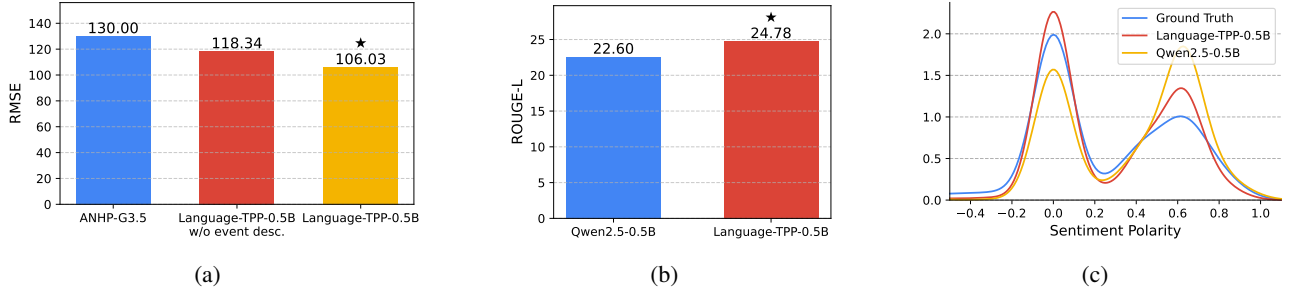


Figure 5: Results on Amazon Review dataset. (a): The RMSE(↓) on event time prediction; (b): the ROUGE-L(↑) score on textual event description generation; (c): comparison of sentiment polarity distribution of generated event descriptions.

consistently across all models. The baseline models are implemented using the open source frameworks, including EasyTPP (Xue et al., 2023a) and LAMP (Shi et al., 2024) with default configurations. We reuse partial experimental results from (Xue et al., 2023a; Shi et al., 2024).

### 5.5. Results and Analysis

**Goodness-of-fit comparison:** We first examine the TLL of Language-TPP compared to baselines in Figure 4. The experimental results demonstrate the consistent superior performance of Language-TPP across four datasets. Language-TPP achieves the highest TLL in all cases, marked with stars as the best performer, with particularly notable improvements on the Taxi dataset where it reaches positive TLL values compared to baseline models. Even in scenarios with tighter competition, such as the Retweet dataset, Language-TPP maintains its edge with a TLL of  $-3.51$  while other models show lower values. The consistent improvements across different domains suggest that the proposed model offers robust and generalizable capabilities in modeling TPPs, effectively capturing the underlying dynamics of various real-world temporal phenomena.

**Performance on type-marked TPP:** In this experiment, we study the conventional TPP tasks on type-marked TPPs in terms of event time prediction and type prediction. Table 2 presents the results for event prediction tasks, including time and type predictions. Language-TPP demonstrates superior or competitive performance on both RMSE and ACC metrics. For event time prediction, Language-TPP shows notable improvements on RMSE across most datasets, with particularly significant reductions in *Retweet* (18.1 versus baseline ranges of 21.8–25.3), *Stackoverflow* (1.12 versus 1.37–1.38), and *Taobao* (0.21 versus 0.34–0.55). For event type prediction, Language-TPP achieves the highest ACC on *Retweet* (59.7%), *Stackoverflow* (45.5%) and *Taobao* (59.7%), with a tight yet consistent improvements. While Language-TPP shows slightly lower ACC on the *Taxi* dataset (90.5%) compared to NHP’s 91.5%, it maintains competitive performance. These results suggest that Language-TPP provides robust improvements in temporal

prediction while maintaining or enhancing event type prediction capabilities across diverse real-world datasets.

**Performance on description-marked TPP:** In this section, we design a new type of experiment for description-marked TPPs: we use Language-TPP to process the time, type, and description of historical events, and attempt to predict the time, type, and description of future events. We present results on the *Amazon Review* dataset in Figure 5 where each event is marked with a product review. Specifically, we use the summary of the review as the textual description in the experiments. We first investigate the prediction performance in Figure 5a where we compare Language-TPP against the recent LLM-augmented model ANHP-G3.5 (Shi et al., 2024). The results show that Language-TPP performs significantly better than the baseline model, achieving an RMSE of 106.03 compared to 130.00 for ANHP-G3.5. In particular, we also present RMSE for Language-TPP trained without event description, which achieves 118.34, demonstrating that incorporating event description enhances the model’s temporal prediction capability.

In Figure 5b, we study a novel event description generation task, where we evaluate Language-TPP’s ability to generate review summaries using the ROUGE-L metric. Language-TPP achieves a ROUGE-L score of 24.78, surpassing the baseline Qwen2.5-0.5B that is fine-tuned on the same dataset without temporal information, which scores 22.60. This improvement suggests that jointly learning temporal dynamics and textual information leads to better quality in generated review summaries.

To further evaluate the quality of generated event descriptions, we analyze their sentiment polarity distributions in Figure 5c using a rule-based sentiment analyzer (Hutto & Gilbert, 2014). The results reveal a bimodal distribution in all three cases, with prominent peaks at neutral and positive sentiments. While Qwen2.5-0.5B shows a notably lower peak at neutral sentiment and overestimates positive sentiments, Language-TPP demonstrates better alignment with the ground truth distribution. This suggests that the natural sentiment patterns present in the review data is preserved better with temporal dynamics.

Table 3: Ablation study of the impact of tokenization approaches, training strategies, and LLM sizes. Results reported in terms of RMSE and ACC.

Models	RMSE(↓) / ACC(↑)			
	<i>Retweet</i>	<i>Stackoverflow</i>	<i>Taobao</i>	<i>Taxi</i>
Language-TPP-1.5B	18.3 / 56.4	<b>1.10</b> / 44.1	0.26 / 58.2	0.33 / 90.4
Language-TPP-0.5B	<b>18.1</b> / <b>59.7</b>	1.12 / <b>45.5</b>	<b>0.21</b> / <b>59.7</b>	<b>0.32</b> / <b>90.5</b>
w/o Stage 1 training	19.2 / 58.5	1.20 / 44.3	0.28 / 57.8	0.34 / 89.8
w/o byte tokens	21.8 / 57.4	1.34 / 44.1	0.35 / 59.4	0.34 / 90.4

## 5.6. Ablation Study

In this section, we present an ablation study on Language-TPP by removing or altering key components and settings, as shown in Table 3. We analyze the impact of tokenization approaches, training strategies, and LLM sizes.

**Tokenization approaches:** We first study the contribution of byte-tokens to model performance. In this experiment, we replace temporal byte tokens with standard tokenization, where time intervals are rounded to three decimal places and represented as strings. All other configurations, including prompting templates and hyperparameters, remain constant. When using standard string tokenization, we observe consistent performance degradation across all datasets. Most notably, on the Retweet dataset, RMSE increased significantly from 18.1 to 21.8, while ACC dropped by 2.26%. This demonstrates that byte-token representation enables more precise temporal pattern learning compared to standard number string tokenization.

**Training strategies:** Given that our goal is to predict future events based on observed event sequences — a task directly addressed in next-event fine-tuning (stage 2) — a natural question arises: is stage 1 pre-training necessary? To answer this, we conduct an ablation study where we maintain identical model architectures and hyperparameters while varying the training procedure. The base model (w/o Stage 1 training) is directly fine-tuned on downstream tasks without continued pre-training on temporal sequences. Comparing this to the full model with all training stages, we observe consistent improvements across all datasets. The addition of Stage 1 training leads to substantial improvements, particularly in the Retweet dataset (RMSE decrease from 19.2 to 18.1) and Taobao dataset (RMSE decrease from 0.28 to 0.21). These results validate the importance of our staged training approach in enhancing the model’s temporal understanding.

**LLM sizes:** We experiment with two model sizes: 0.5B and 1.5B parameters. Interestingly, the 0.5B model achieves the best performance across most metrics and datasets, outperforming its larger counterpart. For instance, on the Taobao dataset, the 0.5B model achieves an RMSE of 0.21 com-

pared to 0.26 for the 1.5B model. This counter-intuitive result might be attributed to the mismatch between model capacity and dataset size. While larger language models excel at general language tasks, the relatively limited size of TPP datasets may not provide sufficient supervision for effectively adapting larger models to this specialized temporal modeling task. We hypothesize that smaller models might achieve better parameter efficiency in learning task-specific patterns from limited data while maintaining good generalization capability.

These ablation studies demonstrate that our design choices, particularly the byte-token representation and staged training strategy, are crucial for the model’s performance. We also show that relatively small model architectures are sufficiently effective for TPP modeling tasks.

## 6. Conclusion

In this paper, we presented Language-TPP, a unified framework that bridges TPPs with LLMs for modeling event sequences with both temporal and textual information. By introducing specialized byte-tokens for temporal encoding and leveraging text templates for event representation, our framework enables seamless integration of TPPs with standard LLM architectures. Extensive experiments demonstrate that Language-TPP achieves state-of-the-art performance on conventional TPP tasks while enabling high-quality event description generation—a capability previously unexplored in TPP literature. Our results highlight the mutual benefits of combining temporal dynamics with LLMs, suggesting promising directions for future research in multi-modal event sequence modeling.

**Limitations and future work:** one limitation of the proposed model is the potential context length explosion when processing events with lengthy textual descriptions. Additionally, the current framework may face scalability issues when handling extremely large-scale event sequences with other modalities, such as images and audio. Future work could address these limitations through more sophisticated encoding strategies and attention mechanisms, while also exploring more complex multi-modal information.



## Impact Statement

This paper presents work whose goal is to advance the field of Machine Learning. There are many potential societal consequences of our work, none which we feel must be specifically highlighted here.

## References

- Achiam, J., Adler, S., Agarwal, S., Ahmad, L., Akkaya, I., Aleman, F. L., Almeida, D., Altenschmidt, J., Altman, S., Anadkat, S., et al. Gpt-4 technical report. *arXiv preprint arXiv:2303.08774*, 2023.
- Bacry, E., Mastromatteo, I., and Muzy, J.-F. Hawkes processes in finance. *Market Microstructure and Liquidity*, 2015.
- Bao, F., Nie, S., Xue, K., Li, C., Pu, S., Wang, Y., Yue, G., Cao, Y., Su, H., and Zhu, J. One transformer fits all distributions in multi-modal diffusion at scale. In *International Conference on Machine Learning*, pp. 1692–1717. PMLR, 2023.
- Daley, D. J. and Vere-Jones, D. Conditional intensities and likelihoods. In *An introduction to the theory of point processes*, volume I, chapter 7.2. Springer, 2008. ISBN 978-0-387-21337-8.
- Du, N., Dai, H., Trivedi, R., Upadhyay, U., Gomez-Rodriguez, M., and Song, L. Recurrent marked temporal point processes: Embedding event history to vector. In *International Conference on Knowledge Discovery and Data Mining*, 2016.
- Farajtabar, M., Wang, Y., Rodriguez, M. G., Li, S., Zha, H., and Song, L. Coevolve: A joint point process model for information diffusion and network co-evolution. In *NeurIPS*, 2015.
- Fu, C., Lin, H., Wang, X., Zhang, Y.-F., Shen, Y., Liu, X., Li, Y., Long, Z., Gao, H., Li, K., et al. Vita-1.5: Towards gpt-4o level real-time vision and speech interaction. *arXiv preprint arXiv:2501.01957*, 2025.
- Hawkes, A. G. Spectra of some self-exciting and mutually exciting point processes. *Biometrika*, 1971.
- Hurst, A., Lerer, A., Goucher, A. P., Perelman, A., Ramesh, A., Clark, A., Ostrow, A., Welihinda, A., Hayes, A., Radford, A., et al. Gpt-4o system card. *arXiv preprint arXiv:2410.21276*, 2024.
- Hutto, C. and Gilbert, E. Vader: A parsimonious rule-based model for sentiment analysis of social media text. In *Proceedings of the international AAAI conference on web and social media*, volume 8, pp. 216–225, 2014.
- Jin, M., Wang, S., Ma, L., Chu, Z., Zhang, J. Y., Shi, X., Chen, P.-Y., Liang, Y., Li, Y.-F., Pan, S., and Wen, Q. Time-LLM: Time series forecasting by reprogramming large language models. In *International Conference on Learning Representations*, 2024.
- Johnson, D. H. Point process models of single-neuron discharges. *Journal of computational neuroscience*, 1996.
- Jure, L. Snap datasets: Stanford large network dataset collection. Retrieved December 2021 from <http://snap.stanford.edu/data>, 2014.
- Kong, Q., Calderon, P., Ram, R., Boichak, O., and Rizoio, M.-A. Interval-censored transformer hawkes: Detecting information operations using the reaction of social systems. In *Proceedings of the ACM Web Conference 2023*, pp. 1813–1821, 2023.
- Li, Z. and Sun, M. Sparse Transformer Hawkes process for long event sequences. In *Joint European Conference on Machine Learning and Knowledge Discovery in Databases*, 2023.
- Lin, C.-Y. Rouge: A package for automatic evaluation of summaries. In *Text summarization branches out*, pp. 74–81, 2004.
- Liu, H., Li, C., Wu, Q., and Lee, Y. J. Visual instruction tuning. *Advances in neural information processing systems*, 36, 2024.
- Liu, Z. and Quan, Y. TPP-LLM: Modeling temporal point processes by efficiently fine-tuning large language models. *arXiv preprint*, 2024.
- M. Bran, A., Cox, S., Schilter, O., Baldassari, C., White, A. D., and Schwaller, P. Augmenting large language models with chemistry tools. *Nature Machine Intelligence*, pp. 1–11, 2024.
- Mei, H. and Eisner, J. The neural Hawkes process: A neurally self-modulating multivariate point process. In *Advances in Neural Information Processing Systems*, 2017.
- Mei, H., Yang, C., and Eisner, J. Transformer embeddings of irregularly spaced events and their participants. In *International conference on learning representations*, 2021.
- Meng, Z., Wan, K., Huang, Y., Li, Z., Wang, Y., and Zhou, F. Interpretable Transformer Hawkes processes: Unveiling complex interactions in social networks. In *International Conference on Knowledge Discovery and Data Mining*, 2024.
- Mishra, S., Rizoio, M.-A., and Xie, L. Feature driven and point process approaches for popularity prediction. In *Proceedings of the 25th ACM international on conference*

- on information and knowledge management, pp. 1069–1078, 2016.
- Mishra, S., Rizoio, M.-A., and Xie, L. Modeling popularity in asynchronous social media streams with recurrent neural networks. In *Proceedings of the International AAAI Conference on Web and Social Media*, volume 12, 2018.
- Ni, J., Li, J., and McAuley, J. Justifying recommendations using distantly-labeled reviews and fine-grained aspects. In *Proceedings of the 2019 conference on empirical methods in natural language processing and the 9th international joint conference on natural language processing (EMNLP-IJCNLP)*, pp. 188–197, 2019.
- OpenAI. Introducing chatgpt, 2022. URL <https://openai.com/index/chatgpt>.
- Pagnoni, A., Pasunuru, R., Rodriguez, P., Nguyen, J., Muller, B., Li, M., Zhou, C., Yu, L., Weston, J., Zettlemoyer, L., et al. Byte latent transformer: Patches scale better than tokens. *arXiv preprint arXiv:2412.09871*, 2024.
- Shchur, O., Bilos, M., and Günnemann, S. Intensity-free learning of temporal point processes. In *International Conference on Learning Representations*, 2020.
- Shi, X., Xue, S., Wang, K., Zhou, F., Zhang, J., Zhou, J., Tan, C., and Mei, H. Language models can improve event prediction by few-shot abductive reasoning. *Advances in Neural Information Processing Systems*, 36, 2024.
- Tang, Z., Yang, Z., Zhu, C., Zeng, M., and Bansal, M. Any-to-any generation via composable diffusion. *Advances in Neural Information Processing Systems*, 36, 2024.
- Team, G., Georgiev, P., Lei, V. I., Burnell, R., Bai, L., Gulati, A., Tanzer, G., Vincent, D., Pan, Z., Wang, S., et al. Gemini 1.5: Unlocking multimodal understanding across millions of tokens of context. *arXiv preprint arXiv:2403.05530*, 2024.
- Vaswani, A., Shazeer, N., Parmar, N., Uszkoreit, J., Jones, L., Gomez, A. N., Kaiser, L., and Polosukhin, I. Attention is all you need. *NeurIPS*, 2017.
- Wang, P., Bai, S., Tan, S., Wang, S., Fan, Z., Bai, J., Chen, K., Liu, X., Wang, J., Ge, W., et al. Qwen2-vl: Enhancing vision-language model’s perception of the world at any resolution. *arXiv preprint arXiv:2409.12191*, 2024.
- Whong, C. Foiling NYC’s taxi trip data, 2014.
- Xiao, S., Yan, J., Yang, X., Zha, H., and Chu, S. M. Modeling the intensity function of point process via recurrent neural networks. In *AAAI*, 2017.
- Xin, Q., Kong, Q., Ji, H., Shen, Y., Liu, Y., Sun, Y., Zhang, Z., Li, Z., Xia, X., Deng, B., et al. Bioinformatics agent (bia): Unleashing the power of large language models to reshape bioinformatics workflow. *bioRxiv*, pp. 2024–05, 2024.
- Xue, L., Barua, A., Constant, N., Al-Rfou, R., Narang, S., Kale, M., Roberts, A., and Raffel, C. Byt5: Towards a token-free future with pre-trained byte-to-byte models. *Transactions of the Association for Computational Linguistics*, 10:291–306, 2022a.
- Xue, S., Shi, X., Zhang, J., and Mei, H. Hypro: A hybridly normalized probabilistic model for long-horizon prediction of event sequences. *Advances in Neural Information Processing Systems*, 35:34641–34650, 2022b.
- Xue, S., Shi, X., Chu, Z., Wang, Y., Zhou, F., Hao, H., Jiang, C., Pan, C., Xu, Y., Zhang, J. Y., et al. Easytpp: Towards open benchmarking the temporal point processes. *arXiv preprint arXiv:2307.08097*, 2023a.
- Xue, S., Wang, Y., Chu, Z., Shi, X., Jiang, C., Hao, H., Jiang, G., Feng, X., Zhang, J., and Zhou, J. Prompt-augmented temporal point process for streaming event sequence. In *Advances in Neural Information Processing Systems*, 2023b.
- Yang, A., Yang, B., Hui, B., Zheng, B., Yu, B., Zhou, C., Li, C., Li, C., Liu, D., Huang, F., et al. Qwen2 technical report. *arXiv preprint arXiv:2407.10671*, 2024a.
- Yang, A., Yang, B., Zhang, B., Hui, B., Zheng, B., Yu, B., Li, C., Liu, D., Huang, F., Wei, H., et al. Qwen2. 5 technical report. *arXiv preprint arXiv:2412.15115*, 2024b.
- Yao, Y., Yu, T., Zhang, A., Wang, C., Cui, J., Zhu, H., Cai, T., Li, H., Zhao, W., He, Z., et al. Minicpm-v: A gpt-4v level mllm on your phone. *arXiv preprint arXiv:2408.01800*, 2024.
- Zhang, Q., Lipani, A., Kirnap, O., and Yilmaz, E. Self-attentive hawkes process. In *ICML*, 2020.
- Zhou, F., Li, Z., Fan, X., Wang, Y., Sowmya, A., and Chen, F. Fast multi-resolution segmentation for nonstationary Hawkes process using cumulants. *International Journal of Data Science and Analytics*, 10:321–330, 2020.
- Zhou, K., Zha, H., and Song, L. Learning triggering kernels for multi-dimensional hawkes processes. In *ICML*, 2013.
- Zhu, S., Zhang, M., Ding, R., and Xie, Y. Deep fourier kernel for self-attentive point processes. In *International Conference on Artificial Intelligence and Statistics*, 2021.
- Zuo, S., Jiang, H., Li, Z., Zhao, T., and Zha, H. Transformer hawkes process. In *ICML*, 2020.

## A. Prompt Details

We present the detailed prompt templates used for preprocessing temporal point process datasets. The templates consist of system prompts and event-specific formats.

**System prompt templates:** there are two variants of system templates used in the preprocessing where the original number prompt is used in [Section 5.6](#)

<b>Byte-token Prompt:</b> $\langle im\_start \rangle$ system textual representation of an event sequence denoted by event times in float Byte-tokens (each number as 4 byte tokens) along with textual event types INFO: {sequence.info} $\langle im\_end \rangle$ $\langle im\_start \rangle$ sequence
<b>Original Number Prompt:</b> $\langle im\_start \rangle$ system textual representation of an event sequence denoted by event times in float numbers along with textual event types INFO: {sequence.info} $\langle im\_end \rangle$ $\langle im\_start \rangle$ sequence

where {sequence.info} refers to dataset-specific information

Dataset	Information
<i>StackOverflow</i>	This sequence is a sequence of badges awarded to a user in StackOverflow. There are 22 event types.
<i>Retweet</i>	This sequence is a sequence of retweets of a tweet. There are 3 event types.
<i>Taobao</i>	This sequence is a sequence of clicks on a product in Taobao. There are 20 event types.
<i>Taxi</i>	This sequence tracks taxi pick-up and drop-off events. There are 10 event types.
<i>Amazon Review</i>	This sequence is a product review event from an Amazon user where event type is product category.

After the system prompt, individual events are formatted using the following template:

$\langle start\_of\_event \rangle$ $\langle type\_prefix \rangle \{event\_type\} \langle description\_prefix \rangle \{event\_description\} \langle time\_prefix \rangle \{event\_time\}$ $\langle end\_of\_event \rangle$
--

where {event\_type}, {event\_description} and {event\_time} are textual content of an event in a temporal point process.

**Special tokens:** we present all special tokens added to the Qwen2.5 tokenizer vocabulary and used in our work to structure the prompts in [Table 4](#).

**Event sequence samples:** we provide two samples of generated event sequences from *Amazon Review* dataset in [Table 5](#) and *StackOverflow* in [Table 6](#), respectively. These are used in training stage 1. We also show a sample of prompt-response pair from *Amazon Review* used in next-event fine-tuning in [Table 7](#). We note that  $\langle im\_start \rangle$  and  $\langle im\_end \rangle$  are built-in special tokens from the Qwen2.5 tokenizer.

## B. Datasets

We provide extra details about the splitting and statistics of the datasets here:

- For the conventional TPP datasets, including *Retweet*, *Stackoverflow*, *Taobao* and *Taxi*, we obtain the processed datasets from <http://bit.ly/40seop9> following the splitting setups in (Xue et al., 2023a).
- Amazon Review*: The data is chronologically split into training (before 2015-08-01), validation (2015-08-01 to 2016-02-01), and test (after 2016-02-01) sets following setups from Shi et al. (2024).

Special Token	Description
<  start_of_event  >	Tokens for marking the start of an event
<  end_of_event  >	Tokens for marking the end of an event
<  type_prefix  >	Prefix token for event type
<  description_prefix  >	Prefix token for event description
<  time_prefix  >	Prefix token for event timestamp
<  type_prediction  >	Task token for type inference
<  description_prediction  >	Task token for description inference
<  time_prediction  >	Task token for time inference
<  byte_0  > to <  byte_255  >	Byte tokens for representing event time intervals as float32 numbers

Table 4: Special tokens used in prompt templates

**Prompt:**

< |im\_start| >system  
 textual representation of an event sequence denoted by event times in float Byte-tokens (each number as 4 byte tokens) along with textual event types

INFO: This sequence is a product review event from an Amazon user where event type is product category

< |im\_end| >  
 < |im\_start| >sequence  
 < |start\_of\_event| >  
 < |type\_prefix| >Luggage & Travel Gear  
 < |description\_prefix| >Great bag..Scooby in pink!  
 < |time\_prefix| >< |byte\_0| >< |byte\_0| >< |byte\_0| >< |byte\_0| >  
 < |end\_of\_event| >  
 < |start\_of\_event| >  
 < |type\_prefix| >Children Shoes  
 < |description\_prefix| >Twinkle toes is the best!  
 < |time\_prefix| >< |byte\_68| >< |byte\_42| >< |byte\_0| >< |byte\_0| >  
 < |end\_of\_event| >  
 < |start\_of\_event| >  
 < |type\_prefix| >Women Jewelry  
 < |description\_prefix| >Pretty earrings.  
 < |time\_prefix| >< |byte\_66| >< |byte\_140| >< |byte\_0| >< |byte\_0| >  
 < |end\_of\_event| >  
 < |start\_of\_event| >  
 < |type\_prefix| >Men Uniforms, Work & Safety  
 < |description\_prefix| >Nice, work shirt.  
 < |time\_prefix| >< |byte\_66| >< |byte\_156| >< |byte\_0| >< |byte\_0| >  
 < |end\_of\_event| >

 Table 5: Event sequence sample from *Amazon Review*

## C. Experimental Setups

**Hyperparameters:** we use similar hyperparameter settings for each training stage shown in Table 8. All stages use mixed-precision training with bfloat16, evaluate and save checkpoints at the end of each epoch, and keep only the best performing model. Stage 2 specifically uses accuracy as the metric for selecting the best model.



**Prompt:**

< |im\_start| >system  
 textual representation of an event sequence denoted by event times in float Byte-tokens (each number as 4 byte tokens) along with  
 textual event types

INFO: This sequence is a sequence of badges awarded to a user in *StackOverflow*. There are 22 event types.

```
< |im_end| >
< |im_start| >sequence
< |start_of_event| >
< |type_prefix| >5
< |time_prefix| >< |byte_0| >< |byte_0| >< |byte_0| >< |byte_0| >
< |end_of_event| >
< |start_of_event| >
< |type_prefix| >13
< |time_prefix| >< |byte_58| >< |byte_240| >< |byte_0| >< |byte_0| >
< |end_of_event| >
< |start_of_event| >
< |type_prefix| >3
< |time_prefix| >< |byte_64| >< |byte_134| >< |byte_225| >< |byte_0| >
< |end_of_event| >
< |start_of_event| >
< |type_prefix| >3
< |time_prefix| >< |byte_62| >< |byte_222| >< |byte_48| >< |byte_0| >
< |end_of_event| >
< |start_of_event| >
< |type_prefix| >2
< |time_prefix| >< |byte_61| >< |byte_82| >< |byte_128| >< |byte_0| >
< |end_of_event| >
< |start_of_event| >
< |type_prefix| >3
< |time_prefix| >< |byte_64| >< |byte_109| >< |byte_212| >< |byte_0| >
< |end_of_event| >
< |start_of_event| >
< |type_prefix| >3
< |time_prefix| >< |byte_62| >< |byte_142| >< |byte_64| >< |byte_0| >
< |end_of_event| >
< |start_of_event| >
< |type_prefix| >5
< |time_prefix| >< |byte_63| >< |byte_50| >< |byte_24| >< |byte_0| >
< |end_of_event| >
< |start_of_event| >
< |type_prefix| >13
< |time_prefix| >< |byte_60| >< |byte_26| >< |byte_0| >< |byte_0| >
< |end_of_event| >
< |start_of_event| >
< |type_prefix| >7
< |time_prefix| >< |byte_63| >< |byte_96| >< |byte_232| >< |byte_0| >
< |end_of_event| >
< |start_of_event| >
< |type_prefix| >7
< |time_prefix| >< |byte_0| >< |byte_0| >< |byte_0| >< |byte_0| >
< |end_of_event| >
< |start_of_event| >
< |type_prefix| >17
< |time_prefix| >< |byte_57| >< |byte_0| >< |byte_0| >< |byte_0| >
< |end_of_event| >
< |start_of_event| >
< |type_prefix| >17
< |time_prefix| >< |byte_0| >< |byte_0| >< |byte_0| >< |byte_0| >
< |end_of_event| >
```

 Table 6: Event sequence sample from *StackOverflow*

**Prompt:**

< |im\_start| >system  
 textual representation of an event sequence denoted by event times in float Byte-tokens (each number as 4 byte tokens) along with  
 textual event types  
 INFO: This sequence is a product review event from an Amazon user where event type is product category  
 < |im\_end| >  
 < |im\_start| >sequence  
 < |start\_of\_event| >< |type\_prefix| >Men Surf, Skate & Street< |description\_prefix| >I am a long-time fan of Reef  
 sandals  
 < |time\_prefix| >< |byte\_0| >< |byte\_0| >< |byte\_0| >< |byte\_0| >  
 < |end\_of\_event| >  
 < |start\_of\_event| >< |type\_prefix| >Men Shoes< |description\_prefix| >I own 8 pair of Allen Edmonds and I like them  
 all. They are very comfortable  
 < |time\_prefix| >< |byte\_67| >< |byte\_18| >< |byte\_0| >< |byte\_0| >  
 < |end\_of\_event| >  
 < |start\_of\_event| >< |type\_prefix| >Shoe, Jewelry & Watch Accessories< |description\_prefix| >Easy to use  
 < |time\_prefix| >< |byte\_65| >< |byte\_144| >< |byte\_0| >< |byte\_0| >  
 < |end\_of\_event| >  
 < |start\_of\_event| >< |type\_prefix| >Men Shoes< |description\_prefix| >Great Shoe  
 < |time\_prefix| >< |byte\_65| >< |byte\_224| >< |byte\_0| >< |byte\_0| >  
 < |end\_of\_event| >  
 < |start\_of\_event| >  
 < |time\_prediction| >

**Response:**

< |byte\_61| >< |byte\_130| >< |byte\_13| >< |byte\_139| >

Table 7: Prompt-response pair sample from *Amazon Review*

Hyperparameter	Stage 1	Stage 2	Stage 3
Learning Rate	1e-4	1e-4	1e-4
Batch Size	4	4	32
Weight Decay	0.01	0.01	0.01
Number of Epochs	5	5	5
Gradient Accumulation Steps	4	4	4

Table 8: Training hyperparameters for different stages