
Do Attention Heads Compete or Cooperate during Counting?

Pál Zsámboki¹ Ádám Fraknói² Máté Gedeon³ András Kornai^{3,4} Zsolt Zombori^{1,2}

Abstract

We present an in-depth mechanistic interpretability analysis of training small transformers on an elementary task, counting, which is a crucial deductive step in many algorithms. In particular, we investigate the collaboration/competition among the attention heads: we ask whether the attention heads behave as a pseudo-ensemble, all solving the same subtask, or they perform different subtasks, meaning that they can only solve the original task in conjunction. Our work presents evidence that on the semantics of the counting task, attention heads behave as a pseudo-ensemble, but their outputs need to be aggregated in a non-uniform manner in order to create an encoding that conforms to the syntax. Our source code will be available upon publication.

1. Introduction

The transformer architecture, via the multistage training method of first imbuing the model with generic linguistic knowledge and then finetuning it to the task at hand, has proven remarkably versatile in creating computer programs that can perform assignments as diverse as emotional support, idea brainstorming, mathematical problem solving, or pair programming.

The path to these heights does not look like a steady climb: it features sudden jumps in the form of emergent features. As humanity relies on language models in tasks of increasing importance, it is paramount to understand how this phenomenon comes about and how language models are making their predictions.

The approach of *mechanistic interpretability* aims to do this

¹HUN-REN Alfréd Rényi Institute of Mathematics, Budapest, Hungary ²Eötvös Loránd University, Budapest, Hungary ³Budapest University of Technology and Economics, Budapest, Hungary ⁴HUN-REN Institute for Computer Science and Control, Budapest, Hungary. Correspondence to: Pál Zsámboki <zsamboki@renyi.hu>, Ádám Fraknói <fraknoiadam@gmail.com>, Máté Gedeon <gedeonm01@gmail.com>, András Kornai <kornai@math.bme.hu>, Zsolt Zombori <zombori@renyi.hu>.

Copyright 2025 by the author(s).

by zooming in on the models and studying the circuits that form the model as a program. This method was first applied to convolutional neural networks (Cammarata et al., 2020). Since then, transformers are also being actively studied this way, starting with (Elhage et al., 2021), where they study in-context learning by attention-only transformers, on very simple information retrieval tasks.

We aim to study the reasoning capabilities of transformers and we follow the methodology of Nanda et al. (2023) by training small transformer models on simple algorithmic tasks, in order to fully interpret the trained model. We use a simple counting task, provide a handcrafted minimal solution and, informed by a careful analysis, we present a hypothesis of how the trained models solve the task. We also provide interventions to support our hypothesis.

Our investigation centers around the topic of how the trained model’s prediction is composed of that of its components. We examine what individual heads learn, how they perform in isolation and how the output layer of the model learns to exploit them. We bring in a new research question: in a transformer, do attention heads behave as a pseudo-ensemble, all solving the same subtask, or do they perform different subtasks, meaning that they can solve the task only in conjunction?

We introduce a number of probing experiments to study this problem. Our results indicate that the attention heads behave as a pseudo-ensemble: they learn to output representations that make the counting task solvable by logistic regression. However, we show that in order to conform to the syntax of the full task, i.e. to end the generated sentence, the output layer of the model needs to aggregate these representations in a non-uniform way.

In summary, our contributions are as follows:

- We introduce the Count01 language, which deals with a remarkably simple counting task, whether a string has more 1s than 0s in the presence of noise given by 2s. This can be separated to the two subtasks of outputting the answer token (the main task) and ending the sentence (the syntactic task).
- We also provide a minimal solution which, however, the model cannot reach via learning from random initialisation.

- We introduce the Separation Accuracy (s-acc) metric, using which we can show that parallel heads in an attention layer all aim to learn representations that make the main task solvable via logistic regression.
- We notice that the output layer does not treat said representations in a uniform way that would exploit this solvability: the logit contributions of each head are highly biased. We introduce another, ROC AUC-based metric to show that, besides this bias, most heads give meaningful contribution to the next token logits.
- We show that the *raison d'être* of these biases is to balance logit contributions that solve the main and the syntactic tasks.

2. Related Work

In a pioneering work on mechanistic interpretability of transformers (Elhage et al., 2021) investigate in-context learning effects of 0, 1 and 2-layer attention-only transformers trained via next token prediction on a text corpus. They point out that "One layer attention-only transformers are an ensemble of bigram and "skip-trigram" (sequences of the form "A... B C") models.", but they don't investigate the formation of this ensemble. Their focus is on induction heads, formed by 2-layer attention-only transformers.

An important current in mechanistic interpretability is studying the circuits formed by small transformers while training on formal tasks. A prime example is (Nanda et al., 2023), where they teach 1-layer transformers on modular addition. They show that the composite of the 4-head self-attention block and the first layer of the MLP together with the activation function map to trigonometric functions of the input. On the other hand, they do not study how the attention heads cooperate to this end.

Programs written in the Restricted Access Sequence Processing Language (RASP) (Weiss et al., 2021) can be implemented by transformer models. This yields readily interpretable transformer implementations of counting tasks such as Double Histogram and Shuffle-Dyck. Moreover, it is possible to restrict transformer models to learn easy to implement programs (Friedman et al., 2023). We are more interested in the programs unrestricted transformer models learn.

Minimal architectural hyperparameters for a single head 1-layer transformer to learn the Histogram task are studied in (Behrens et al., 2024). Depending on the hyperparameter configurations, they hypothesize two possible families of programs: relation- and inventory-based counting, for which they give example implementations. However, it is not proven via mechanistic interpretability that the models actually learn the hypothesized programs. Our problem

statement differs from theirs significantly in that the amount of counting we perform is limited only by input string length, with vocabulary size kept to 8 (including [BOS] and [EOS]).

In (Wen et al., 2023) it is shown both theoretically and experimentally that there are in fact numerous ways a single head 2-layer transformer can learn Dyck languages: the second attention block needs only satisfy a mild condition for this. We corroborate this finding with our in-depth study of separation accuracy of attention heads.

3. Problem Statement

In this paper we target a simple counting problem where the model has to decide if the input contains more '1' tokens than '0' tokens. The input may contain an arbitrary number of '2' tokens interspersed between the '0's and '1's (which may also occur in any order). For ease of analysis, the input has an '=' token on the penultimate position, which must be followed by '4' if there are more 1s than 0s, and '5' otherwise.

Definition 3.1 (Count01 language). Each string s of the *Count01* language fits the regular expression $[BOS] \{0, 1, 2\}^* = \{4, 5\} [EOS]$ so that the final letter is 4 if the substring before the '=' contains more 1s than 0s and 5 otherwise.

The choice between '4' and '5' is the *semantic* problem of counting, getting the final '[EOS]' token is the *syntactic* problem. Both tasks are well handled by the (skip)trigram mechanism posited by (Elhage et al., 2021). Remarkably, it is only the syntax that brings in cooperation among the attention heads, the semantics shows ensemble behavior.

We generate a dataset with 7000 training, 1500 validation and 1500 test sentences as follows: For each sentence, we randomly draw the number of '0', '1' and '2' tokens separately, then generate the appropriate number of these tokens in random order. Note that shuffling does not matter for our present architecture as it does not include positional embedding. The numbers of '0' and '1' tokens are drawn from the intervals $[0, 100]$, $[101, 150]$ and $[151, 200]$ for the training, validation, and test sets respectively. The numbers of '2' tokens are drawn from the intervals $[0, 100]$, $[0, 150]$ and $[0, 200]$ for the training, validation, and test sets respectively.

We use this dataset to train a single layer, attention-only generative transformer language model. For each sample, the model is optimised to minimise the negative log likelihood of the text after the '=' token. In other words, the model has to learn to generate one of the '4' or '5' tokens, followed by the '[EOS]' token indicating the end of the sentence. The superficial syntax, that the '=' token must be followed by '4' or '5' is learned early in the training, but this permits only 50% correct (in other words, random) recognition before

the counting aspect is learned.

4. Understanding Attention

We briefly describe the computation performed by a transformer attention layer, which is the primary mechanism for interaction among tokens. Its input is a sequence of token embeddings $\{e_i \mid 0 \leq i < l\}$ where l is the length of the sequence and each token embedding is a learned d -dimensional vector, i.e., $e_i \in \mathbb{R}^d$.

An optional normalization layer ensures that each embedding vector has learned mean μ and variance σ :

$$e_i := \frac{e_i - \text{mean}(e_i)}{\text{std}(e_i)}\sigma + \mu$$

The embedding sequence is processed by a number a of attention heads. Each head produces contextual token embedding vectors.

Each head has an internal dimension d_0 , which usually equals d/a . Each head h ($0 \leq h < a$) has learned $d \times d_0$ dimensional *Key* (K_h), *Query* (Q_h), and *Value* (V_h) parameter matrices. Applying these matrices to the token embeddings e_i produces $l \times d_0$ dimensional *key*, *query*, *value* feature matrices k_h, q_h, v_h .

The key and query feature matrices together create an $l \times l$ dimensional *attention weight* matrix A_h where $A_{h,ij}$ specifies how strongly the j th token influences the output of the i th token. This is computed by taking the scalar product of the query and key feature vectors, obtaining the *attention logits* and then normalising each row to sum to 1:

$$A_h^0 = q_h \cdot k_h^T$$

$$A_{h,i} = \text{softmax}(A_{h,i}^0)$$

The attention logit of a particular token pair does not depend on the input sequence, only on the learned key and query matrices. This does not hold for the attention value, due to the normalisation constant in the softmax function. However, if we consider the attention at some token position k to two tokens i and j , then their ratio $\frac{A_{h,ki}}{A_{h,kj}}$ is input independent since the normalisation constant is cancelled out. We will exploit this fact to characterise heads by attention weight ratios of some token types.

The head output is the sum of the head values, weighted by the corresponding attention vector:

$$O_h = A_h \cdot v_h$$

Since the attention vector for each token has nonnegative entries that sum to 1, the output is a convex combination of the value vectors. The concatenation of the outputs of all heads are projected back to d dimensional vectors (via

another learned linear transformation P), dropout is applied and then the output is added to the input embedding.

The attention layer may be followed by a tokenwise small MLP, again preceded by layer normalization and followed by dropout, constituting a single transformer block. Any number of transformer blocks could be stacked on top of each other, but in this paper we focus on single layer, attention-only models.

Moreover, we fuse the linear transformation P into the linear transformation in the output layer. We can do this as we noticed that, just like in (Nanda et al., 2023, §5 and Appendix A.1), the skip connection has negligible effect. The output layer of the model is a tokenwise affine transformation with weights w_o and bias b_o that produces logits for each possible token type.

4.1. A Minimal Solution

The Count01 language is simple enough so that a very small single layer, attention-only transformer can solve it with or without layer norm. Given a partial input sequence, e.g., '000010=', the model has to perform two tasks:

1. Whenever it sees the '=' token, it has to count '0's and '1's and output either '5' if there are more '1's or '4' otherwise.
2. Whenever it sees a '4' or '5', it has to output an '[EOS]' token, indicating the end of the sentence.

It turns out that a single one-dimensional head ($a = d = 1$) is sufficient to correctly count '0's and '1's. The head has to learn an attention pattern in which the '=' token attends to the '0' and '1' tokens with different but large weights. Based on their relative weights, a linear separator is then sufficient to decide what to write after the '=' sign. The second task is also simple. The head learns to attend '4' and '5' tokens to themselves with an even larger weight, thus the linear separator can predict the '[EOS]' token if the head output is large enough. In Appendix A we provide a possible parametrisation of this architecture.

Note, however, that there is a gap between what an architecture can represent and what it can learn. As we shall see, it is rather challenging to successfully train the minimal model. To better understand training dynamics, we continue our investigation with a somewhat larger, while still small model that trains to high accuracy consistently.

5. Understanding Heads

In this section we delve into the capabilities and dynamics of individual heads. We focus on predicting the token after '='. See Subsection 6.2 for the syntactic task of outputting an '[EOS]' token after '4' or '5'.

First of all, let us introduce some notation for predicting the token after '='. Given head outputs $\{O_i \mid 0 \leq i < a\}$, the output layer has weight vectors $\{w_{i,t} \mid 0 \leq i < a\}$ and bias vector b_t for each token t . The logit z_t for token t is computed as $\sum_{i=0}^a O_i^T w_{i,t} + b_t$. Note that this means head i makes a contribution of $z_{t,i} := O_i^T w_{i,t}$ to this logit.

The model correctly solves the counting task if $z_4 > z_5$ whenever there are more 1's in the input than 0's.¹ In other words, the model's decision depends on the sign of $z_4 - z_5 = \sum_{i=0}^a O_i^T (w_{i,5} - w_{i,4})$.

5.1. Three Metrics: l-acc, ROC AUC, and s-acc

Now we shall introduce three metrics to measure the performance of a group of heads $H \subseteq \{0, \dots, a - 1\}$.

Learned Accuracy (l-acc) of H is the model accuracy on the test set when all heads outside H are ablated, i.e., their output is zeroed out. That is, this is the accuracy of the predictions we get with logit for token t given as $z_{t,H} := \sum_{i \in H} z_{t,i} + b_t$. See Figure 1 for logits given by single heads. For now, let us concentrate on '4' and '5' logits at '='.

One can see on Figure 1 that many heads are highly biased toward one of '4' or '5'. This is what makes the cooperation of heads a central topic in our paper. On the other hand, one can also see that most heads make a meaningful contribution, to the final goal of getting $z_4 > z_5$ if and only if there are more 1's in the input than 0's. The second metric measures this contribution: we can treat either $z_{4,H}$ or $z_{5,H}$ by itself a binary classification logit in the task of determining whether the next token is '4' resp. '5' or not. Then for these two binary classification problems, we can calculate the ROC AUC values. In our setting, the *ROC AUC* metric is the maximum of these two values.

The third metric exploits the fact that the final logits are computed from the attention heads by an affine transformation, i.e, the usefulness of heads – or groups of heads – can be measured by their ability to linearly separate the inputs into correct classes. *Separation Accuracy (s-acc)* of H is computed by fitting a linear separator on the concatenation of the head outputs O_i for $i \in H$ based on the training set and computing accuracy on the test set. Details about how we identify the linear separator can be found in Appendix C.

Figure 2 shows that increasing the number of heads and the size of the embedding dimension makes learning more robust. We pick one stable setup for most of our experiments: 32 embedding dimensions with 16 heads, which almost always reaches near perfect test accuracy. Conveniently, in

¹We are here disregarding the fact that the model could in principle select a token other than '4' or '5', because this never happens after the first few steps of training.

this setup the head dimension is 2, making visualization easier.

5.2. Understanding Individual Heads

We turn to analysing heads in isolation. At the '=' token, the model is expected to linearly separate inputs with more '1's (requiring a '4' token) from the rest of the sequences (requiring a '5' token). Figure 3 shows l-acc, ROC AUC, and s-acc values of singleton heads and head pairs. More plots are available in Appendix D.

Based on the s-acc scores, we group the heads into three categories. Around half of the heads are *successful*, having above 98% accuracy. Around 40% of the heads are *failed*, i.e., their performance is close to that of coin flip. We call the few remaining heads *mixed* with mediocre performance.

A very different picture emerges when considering the l-acc scores. All but one single head have 50% l-acc score, i.e., they are not better than random guessing and only two head pairs rise above 80%. What this shows is that training produces several near perfect heads, but the model does not learn to directly exploit any of them.

One can see that the ROC AUC scores strike a middle ground. A good ROC AUC score signifies meaningful contribution disregarding biases. However, the model uses these biases to predict the '[EOS]' tokens after '4' or '5': see Subsection 6.2.

An even stronger demonstration of this pattern emerges if we compute s-acc, ROC AUC and l-acc scores for each subset of heads. Figure 4 shows that groups of 3-4 heads already yield close to perfect separation accuracy and ROC AUC values follow close, while most of the heads are required to achieve strong learned accuracy.

5.3. The Role of Attention

We now show that the s-acc performance of a head is determined by its attention pattern, more precisely how it divides attention among the '0', '1' and '2' tokens. To understand why attention to other tokens is not important, note that in the Count01 language, whenever the '=' token is processed, there is exactly one of the '[BOS]' and '=' tokens, and zero of the '4', '5', and '[EOS]' tokens. Hence, their contribution to the head output is constant across inputs, i.e., they do not influence the separability of the samples regardless of their attention weights.

As noted in Section 4, a head can be characterised by the ratio of two tokens at some position since this value is input independent. We focus on the attention at the '=' token position and compute the attention weight ratios among the 0, 1 and 2 tokens. We use w_{01} to denote the weight ratio between the '0' and '1' tokens and w_{02} to denote the weight

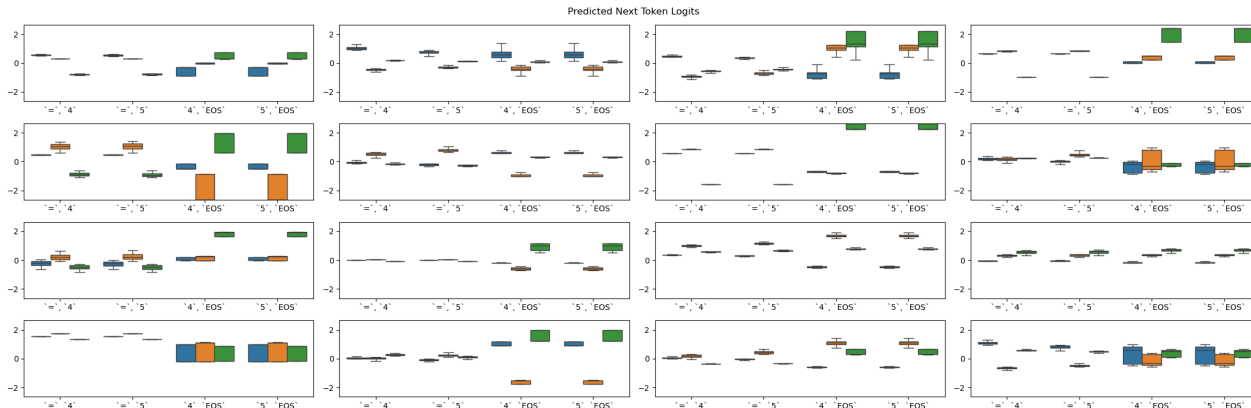


Figure 1. Next token logit distributions for '4', '5', and '[EOS]', separated by current and true next tokens.

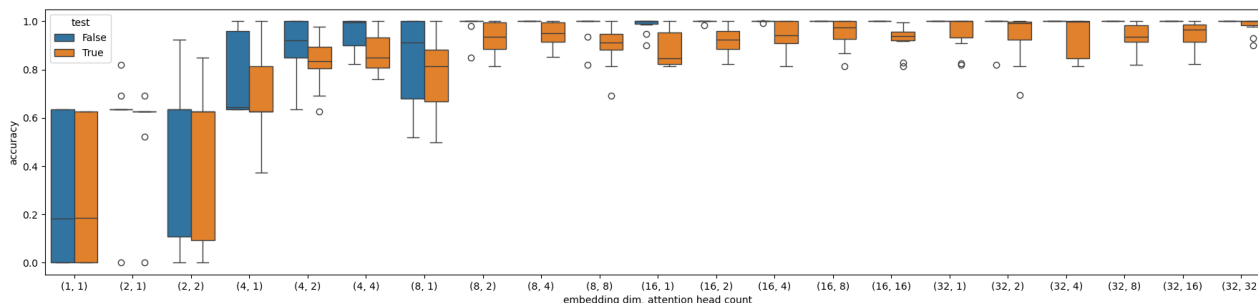


Figure 2. Average model accuracy on the Count01 task, along with standard deviation based on 10 random seeds.

ratio between the '0' and '2' tokens. Figure 5 shows the s-acc of each head as a function of w_{01} and w_{02} . More plots are available in Appendix E. There are two clearly visible patterns on the figure:

1. Successful heads have $w_{01} \approx 1$, i.e., the head attends roughly equally to the '0' and '1' tokens.
2. Successful heads have $w_{02} > 10$, i.e, token '2' gets much less attention than the '0' and '1' tokens.

In order to better understand how attention distribution influences the heads, we plot the head outputs for the test and train samples, using different colors to distinguish classes, along with the value feature vectors associated with the '0', '1', '2' tokens. This is shown in Figure 6 for two successful heads and in Figure 7 for two failed heads. More plots are available in Appendix G. We observe that successful heads indeed disregard the '2' token (w_{02} is large) and linearly interpolate between the values of the '0' and '1' tokens ($w_{01} \approx 1$). In the failed heads, we see two failure modes. First, when the head attends much more to '0' than to '1' (w_{01} is small or large), then the prediction collapses into a single point. Second, when the head attends to the '2' token

(w_{02} is small), it counts those tokens as well, introducing noise to the prediction.

5.4. Interventions

Our investigations suggest that head performance in the Count01 task is essentially determined by the attention pattern and the value feature vectors play minor role. We further highlight this by taking a trained model and make interventions on the attention matrix, without touching anything else. We focus on the attention matrix at the '=' token and zero out all attention weights except for the '0', '1', '2' tokens.

Figure 8 shows head performance distribution when attention to the '2' token is set to zero and we vary the attention ratio among the '0' and '1' tokens. All heads perform near perfectly when this ratio is neither too small not too large (between 0.1 and 10). More extreme ratios yield sharp drop in the average performance, as well as greater variance. Hence, we conclude that as long as the '2' token is not attended to and w_{01} is in the healthy region, other head features, i.e, the value feature vectors barely influence separability.



Figure 3. Single and dual head (a) l-acc, (b) ROC AUC, and (c) s-acc on the test set.

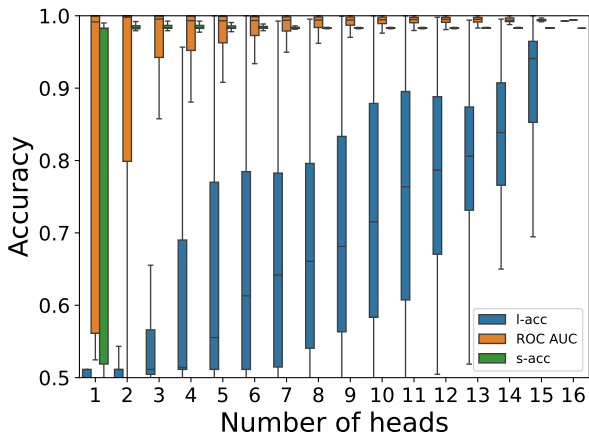


Figure 4. Distribution of s-acc, ROC AUC, and l-acc values of all subsets of heads of a given size.

Figure 9 shows that changing the relative attention assigned to the '2' token has a huge impact on performance. The greater the w_{02} ratio, i.e., the less attention '2' gets, the better the performance and the less variance among the trained heads.

5.5. Head Evolution During Training

As we have seen in Figure 3c, training results in roughly half of the heads being successful and capable of strong linear separation. We now look at the evolution of s-acc scores during training. Figure 14 in Appendix F reveals that heads initially manifest all sorts of s-acc values, including extremely strong ones. In the initial phases of training s-acc values change a lot and we see extreme transitions, i.e., very bad heads becoming very good and vice versa. In around 50 epochs the heads start to stabilise and we obtain a heavily bipolar distribution: the trained heads are either very good or very bad. In the figure, line width indicates the

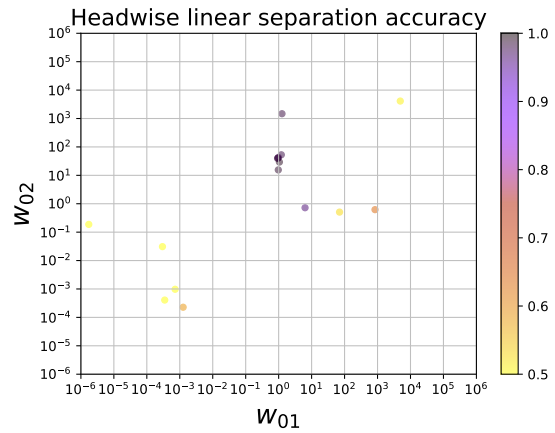


Figure 5. Each dot corresponds to one of the 16 trained heads. Color indicates linear separation accuracy. The x axis is w_{01} , the weight ratio of '0' and '1' tokens. The y axis is w_{02} the weight ratio of '0' and '2' tokens.

weight in the output layer associated with the head. As to why the weights barely change at all during training, that is the model does not learn to focus on the good heads, see Subsection 6.2.

6. Interaction among Heads

We now turn our attention to interaction among heads. Figure 3c shows how pairs of heads improve or impair the linear separation capability of individual heads. Improvement is rare and it mostly happens when two failed heads are considered together, but they still perform poorly. Nevertheless, in each experiment we do see rare examples of a successful head made even better by another head, even reaching perfect separation accuracy, see e.g. heads (5,13) in Figure 3c.

We have seen previously in Figure 3a that the model does

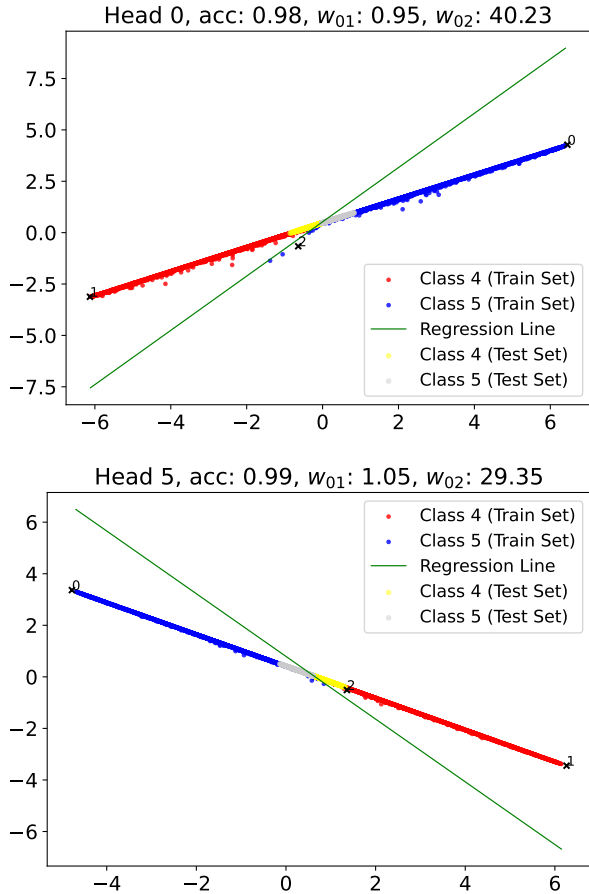


Figure 6. Two successful heads. Colored dots indicate head outputs of train and test samples. The green line shows the identified linear separator. We also show the value feature vectors of the '0', '1', '2' tokens.

not learn to fully exploit successful heads. How about pairs of heads? The situation is not fundamentally different, as we see that learned accuracy scores for pairs of heads are almost always around 50%. Even if there are exceptions, Figure 4 shows that a large number of heads is required to achieve large learned accuracy and all the 16 heads are required to achieve perfect l-acc score.

6.1. Head Cooperation

Is there any cooperation among heads? Is a trained model more than an ensemble of heads? One can easily construct solutions to the Count01 problem in which heads actively cooperate. For example, there could be one head that counts '0's, another that counts '1's and the output layer could simply compare the outputs of these heads. Alternatively, the number of '2' tokens could be split into intervals and each head could learn to separate well in one of the intervals. In such cooperative solutions, we should see pairs of heads

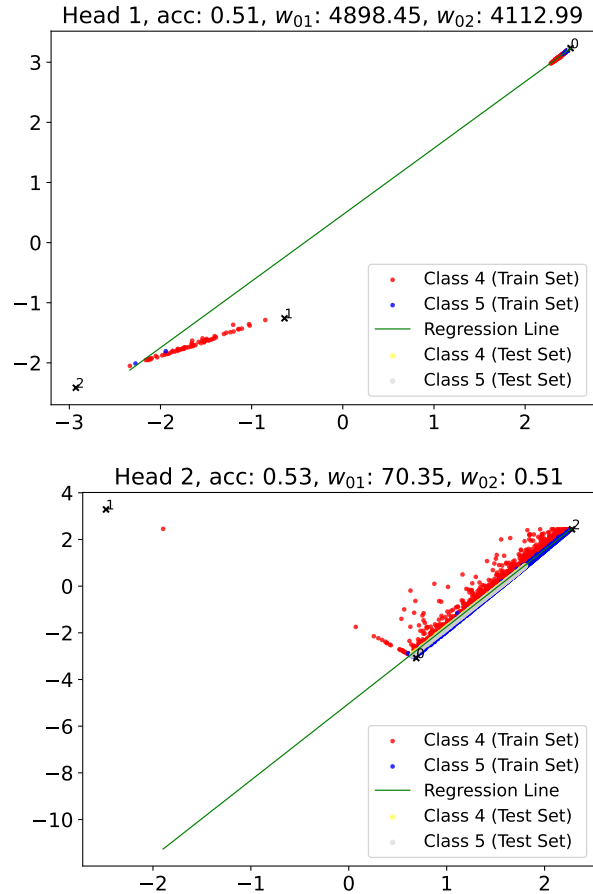


Figure 7. Two failed heads. **Top:** All predictions collapse into a single point. Note, the outlier points between the '1' and '2' value vectors: these are 73 training samples with no '0' tokens in them, two of which don't even have '1's. **Bottom:** '2' tokens introduce a lot of noise.

performing better than individual heads. However, Figure 3c shows that such positive interactions are rare and the s-acc values of single heads are already high.

If the model is indeed an ensemble of heads, then we should be able to predict the model's performance from that of the heads. We now show that such prediction is quite possible.

For what follows, recall the notation introduced in the beginning of Section 5 We compute the lengths of the $w_{i,5} - w_{i,4}$ vectors and normalise them across heads to sum to 1. We call the obtained values the model learned *head weights* (hw). We show that if we compute the weighted sum of the s-acc values, with hw used as weights, then we get a value that very strongly correlates with model accuracy. This can be seen in the scatter plot of Figure 10, which shows that the Pearson correlation coefficient of the two values is 0.72. This strong correlation suggests that it is almost the same if 1) we first compute separation accuracy for each head and

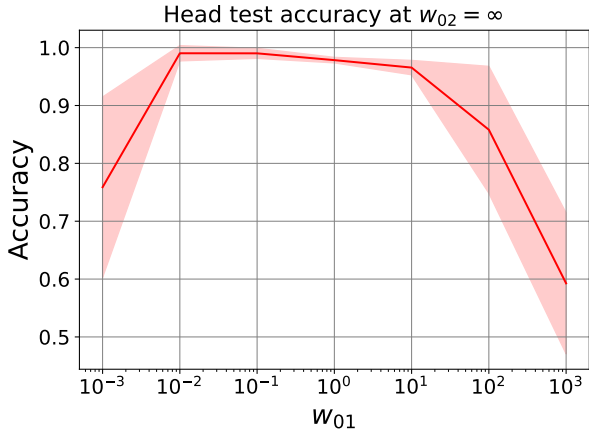


Figure 8. S-acc distribution of heads when the attention matrix is manually adjusted. Shaded areas indicate standard deviation. Head attention is zero for every token except for '0' and '1' and we vary the attention ratio w_{01} between these two tokens.

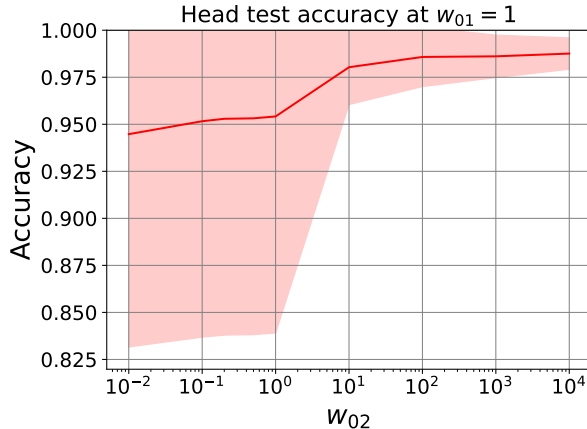


Figure 9. S-acc distribution of heads when the attention matrix is manually adjusted. Shaded areas indicate standard deviation. Head attention for '0' and '1' are equal and we vary the attention ratio w_{02} between the '0' and '2' tokens.

then average them weighted according to the final model or 2) we first compute the model output from the heads by the final layer and then compute separation accuracy. This suggests that the model is working as a proper ensemble, solving two separate tasks: 1) make the heads as good as possible and 2) learn a good linear combination of the head outputs.

6.2. The Syntactic Task: Predicting the '[EOS]' Token

While our analysis concentrates on the counting task, i.e., deciding whether there are more '1's than '0's in the input, we briefly mention the second, more technical task that the model has to learn: to put an '[EOS]' token after the answer. This is an extremely simple task and the model requires minimal capacity to learn it: based on 5 experiments (using 80 heads altogether), we find that heads and head pairs reach 100% learned accuracy with probability 0.46 and 0.5, respectively.

As to how the '[EOS]' token logits coalesce: we already noticed in Section 5 how the heads are typically biased toward one out of '4' or '5'. See Figure 1 in Appendix G for next token logit distributions of individual heads for all of '4', '5', '[EOS]', over both '=', and '4' or '5'. One can see that in a single head, the ordering of the logits is about fixed, but the balance between the logits tips toward '[EOS]' when we move from '=' to '4' or '5'.

7. Discussion and Conclusion

In this work, we use mechanistic interpretability to study how single-layer attention-only transformers solve a simple counting task. We notice that although there exists a very

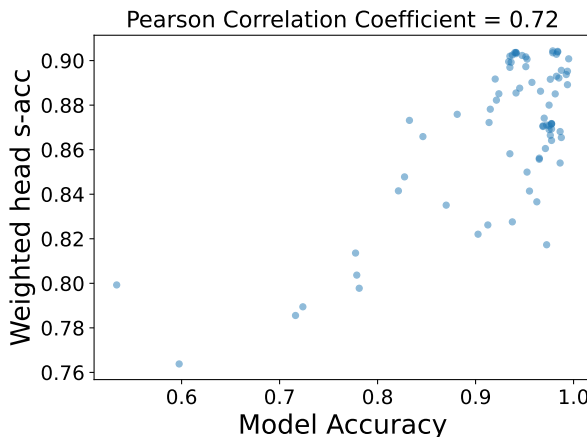


Figure 10. Scatter plot showing the correlation among weighted head s-acc values and model accuracy. Each dot corresponds to a checkpoint between the 10th and 100th epoch from four experiments with different initialisations.

small minimal solution, in order for randomly initialized models to reliably learn to solve the task, we need to make them somewhat bigger.

We focus on an architecture with 16 attention heads, thus giving us opportunity to study the orchestration between heads. We show that they individually learn to solve the main task, but their outputs need to be aggregated in a non-uniform way so as to solve the auxiliary task.

The methods we use are by no means limited in scope to counting tasks: we believe they could serve as tools to mechanistically interpret transformer models trained to other, more complicated tasks.

Acknowledgments

This work has been supported by Hungarian National Excellence Grant 2018-1.2.1-NKP-00008, the Hungarian Artificial Intelligence National Laboratory (RRF-2.3.1-21-2022-00004) and the ELTE TKP 2021-NKTA-62 funding scheme.

Impact Statement

This paper presents work whose goal is to advance the interpretability of Machine Learning models. This line of research has great potential in making models safer and more suitable for critical environments. However, our work focuses on small models and simple tasks and there are no direct consequences which we feel must be specifically highlighted here.

References

- Behrens, F., Biggio, L., and Zdeborová, L. Counting in small transformers: The delicate interplay between attention and feed-forward layers, 2024. URL <https://arxiv.org/abs/2407.11542>.
- Cammarata, N., Carter, S., Goh, G., Olah, C., Petrov, M., Schubert, L., Voss, C., Egan, B., and Lim, S. K. Thread: Circuits. *Distill*, 2020. doi: 10.23915/distill.00024. <https://distill.pub/2020/circuits>.
- Elhage, N., Nanda, N., Olsson, C., Henighan, T., Joseph, N., Mann, B., Askell, A., Bai, Y., Chen, A., Conerly, T., DasSarma, N., Drain, D., Ganguli, D., Hatfield-Dodds, Z., Hernandez, D., Jones, A., Kernion, J., Lovitt, L., Ndousse, K., Amodei, D., Brown, T., Clark, J., Kaplan, J., McCandlish, S., and Olah, C. A mathematical framework for transformer circuits. *Transformer Circuits Thread*, 2021. <https://transformer-circuits.pub/2021/framework/index.html>.
- Friedman, D., Wettig, A., and Chen, D. Learning transformer programs. In Oh, A., Naumann, T., Globerson, A., Saenko, K., Hardt, M., and Levine, S. (eds.), *Advances in Neural Information Processing Systems*, volume 36, pp. 49044–49067. Curran Associates, Inc., 2023. URL https://proceedings.neurips.cc/paper_files/paper/2023/file/995f693b73050f90977ed2828202645c-Paper-Conference.pdf.
- Nanda, N., Chan, L., Lieberum, T., Smith, J., and Steinhart, J. Progress measures for grokking via mechanistic interpretability. In *The Eleventh International Conference on Learning Representations*, 2023. URL <https://openreview.net/forum?id=9XF5bDPmdW>.
- Weiss, G., Goldberg, Y., and Yahav, E. Thinking like transformers. In Meila, M. and Zhang, T. (eds.), *Proceedings of the 38th International Conference on Machine Learning*, volume 139 of *Proceedings of Machine Learning Research*, pp. 11080–11090. PMLR, 18–24 Jul 2021. URL <https://proceedings.mlr.press/v139/weiss21a.html>.
- Wen, K., Li, Y., Liu, B., and Risteski, A. Transformers are uninterpretable with myopic methods: a case study with bounded dyck grammars. In Oh, A., Naumann, T., Globerson, A., Saenko, K., Hardt, M., and Levine, S. (eds.), *Advances in Neural Information Processing Systems*, volume 36, pp. 38723–38766. Curran Associates, Inc., 2023. URL https://proceedings.neurips.cc/paper_files/paper/2023/file/79ba1b827d3fc58e129d1cbfc8ff69f2-Paper-Conference.pdf.

A. A Minimal Solution

Let n_0 and n_1 be the number of '0' and '1' tokens in the input, respectively. If we have $d = 1, d_0 = 1$, it is possible to construct a Transformer that solves the problem, if $n_0 + n_1 > 0$. Below, we present a minimal setup that solves the problem. We omit the head indices, since there is only one head. Layer normalisation is not applied, because it would produce the same embedding vector for all tokens if $d = 1$. The one-dimensional token embeddings will be

$$W_E = \begin{pmatrix} 0 \\ N \\ N+1 \\ 0 \\ 1 \\ N^2 \\ N^2 \\ 0 \end{pmatrix} \begin{matrix} \text{'[BOS]'} \\ \text{'0'} \\ \text{'1'} \\ \text{'2'} \\ \text{'='} \\ \text{'4'} \\ \text{'5'} \\ \text{'[EOS]'} \end{matrix}$$

and the key, query and value parameter matrices will be $K = Q = V = 1$. We are only interested in query feature matrices of tokens '=', '4' and '5', so the relevant token pair attentions logits will be the following:

	$k_{BOS} = 0$	$k_0 = N$	$k_1 = N + 1$	$k_2 = 0$	$k_{=} = 1$	$k_4 = k_5 = N^2$
$q_{=} = 1$	0	N	$N + 1$	0	1	—
$q_4 = q_5 = N^2$	0	N^3	$N^3 + N^2$	0	N^2	N^4

The attention logits of $q_{=} \cdot k_4$ and $q_{=} \cdot k_5$ will not be used at all, because '4' and '5' tokens come only after '=' token. For this reason we denoted its values with '—'.

Since we take a softmax function for each query vector, therefore if the input ends with '=', then only $A_{=,0}$ or $A_{=,1}$ will be significant. If the input ends with '4' or '5', then $A_{4,4}$ or $A_{5,5}$ will be significant only. Therefore, if $n_0 + n_1 > 0$, then the output of the attention mechanism in the first task will be:

$$\mathbf{y}_{=} = \frac{v_{BOS} + n_0 e^N v_0 + n_1 e^{N+1} v_1 + n_2 v_2 + e \cdot v_{=}}{1 + n_0 e^N + n_1 e^{N+1} + n_2 + e} = \frac{e^N (n_0 N + n_1 e(N+1)) + e}{1 + n_0 e^N + n_1 e^{N+1} + n_2 + e} \approx \frac{n_0 N + n_1 e(N+1)}{n_0 + n_1 e}.$$

Let a be defined such as $\mathbf{y}_{=} \geq a \Leftrightarrow n_0 \geq n_1$. We get that $a := \frac{e(n+1)+n}{1+e}$. Without loss of generality we can assume that the last token is '4' in the second task. Then the output will be

$$\mathbf{y}_4 = \frac{v_{BOS} + n_0 e^N v_0 + n_1 e^{N+1} v_1 + n_2 v_2 + e \cdot v_{=} + e^{N^4} v_4}{+n_0 e^N + n_1 e^{N+1} + n_2 + e + e^{N^4} v_4} \approx \frac{e^{N^4} N^2}{e^{N^4}} = N^2.$$

These are only approximations, and are only valid if $n_2 \ll e^N$, where n_2 is the number of '2' tokens in the input. However, if we assume that the Transformer is not infinitely precise then with an appropriate large N value, the self attention mechanism outputs these values. Now, we need to define the output layer, and prove that it will produce the correct logits:

$$W_{out} = (0 \ 0 \ 0 \ 0 \ 0 \ 0 \ 1 \ -1 \ 4) \quad b_{out} = (0 \ 0 \ 0 \ 0 \ 0 \ 0 \ -a-1 \ a+1+\varepsilon \ -4 \cdot 3(N+1))$$

where ε is a small positive number that compensates the approximation error. Let $e_{\langle token \rangle}$ denote the embedding vector corresponding to a given token, which contributes to the residual connection, and let $\mathbf{v}_{\langle token \rangle}$ represent the corresponding logit vector. The output layer yields the following logits for the first task:

$$(e_{=} + \mathbf{y}_{=})W_{out} + b_{out} \approx (y_{=} - a) \mathbf{v}_4 + (a - y_{=}) \mathbf{v}_5 + c \cdot \mathbf{v}_{[EOS]},$$

where $c = 4 \cdot y_{=} - 12(N+1) < 0$, which predicts indeed '4' or '5' depending on whether $n_0/n_1 \geq 1$ or not. In the second task, we have

$$(e_4 + \mathbf{y}_4)W_{out} + b_{out} \approx (4N^2 - 12(N+1)) \mathbf{v}_{[EOS]} + (N^2 - a - 1) \mathbf{v}_4 + (a + 1 - N^2) \mathbf{v}_5$$

logits, which predicts '[EOS]' token if N is large enough.

This example assumed the skip connection, but the model weights can be slightly modified to achieve the same results without the skip connection.

B. Trying to Find Minimal, Perfect Heads via Learning

We have seen that in the minimal solution, a single head with head dimension $d_0 = 1$ is sufficient. In this section, we explore how feasible it is to find such heads via learning. We run a large number of experiments with fixed $d_0 = 1$ in several setups, changing both the token embedding dimension and the number of heads, and monitor the number of perfect (s-acc = 1.0) or successful (s-acc ≥ 0.98) heads that arise by the end of the training. The results can be seen in Table 1.

We find that increasing the token embedding dimension d greatly increases the chance of finding perfect minimal heads. When $d = 32$ we obtain 17 perfect heads out of 100 single head experiments, while for $d = 1$ none of the heads are perfect out of 650 experiments. This suggests that the minimal head dimension d_0 is reasonably achievable via learning, while the minimal token embedding dimension d is beyond the reach of gradient descent.

We previously looked at various ways in which the trained model heads could cooperate and found little evidence of it. There is, however, another sort of possible cooperation: they could positively enhance each other’s training trajectories. If this is the case, we should see heads trained jointly to perform better than those trained in isolation. However, the last four lines of Table 1 suggest the contrary. When $d = 1$, we never find any perfect heads, but looking at heads with over 98% s-acc value, we see that single head experiments succeed twice as often as 64 head experiments (0.6% vs 0.3%). The results are similar when $d = 2$: single head experiments produce perfect heads 8.5 times as often as multi head experiments (1.7% vs 0.2%). We conclude that it does not help the heads when they are trained jointly, they perform much better after separate trainings.

Embedding dim	Number of exps	Heads per exp	Total heads	Heads with s-acc $\geq 98\%$	Perfect heads
32	100	1	100	74%	17%
16	100	1	100	54%	11%
8	100	1	100	48%	9%
4	100	1	100	22%	1%
2	300	1	300	9.7%	1.7%
2	100	64	6,400	2.0%	0.2%
1	650	1	650	0.6%	0%
1	20	64	1,920	0.3%	0%

Table 1. Performance of heads based on s-acc scores with fixed minimal head dimension $d_0 = 1$ and different token embedding dimension and head number. In these experiments layer normalisation was not applied, as it reduces the effective embedding dimension.

C. Fitting a Linear Separator to a Set of Heads

We expect that if $H' \subset H$ than the separation accuracy (s-acc) of H is larger than that of H' , since the model can use more information. However, this is not completely guaranteed in practice, as we see in some cases. The linear separator minimizes another objective than the model, and finding the best separator requires many steps. Altogether, choosing the right separation algorithm can affect the results.

We use Support Vector Machines (SVM) with linear kernel as a linear separator. We use squared hinge loss as the loss function, and L_2 penalty. Formally, the optimization problem is the following:

$$\|w_s\|^2 + C \left[\frac{1}{n} \sum_{i=1}^n \max(0, 1 - y_i(\mathbf{r}w_s + b_s)) \right]$$

where w_s, b_s are parameters of the linear separation and $y_i \in \{-1, 1\}$ represents the true label ('4' or '5', respectively) of the i -th token. To reduce the impact of the penalty, we use $C = 1000$. This ensures that there is a smaller margin between the two classes.

D. Learned and Separation Accuracy for Different Initializations

Here we provide replicas of Figures 3a and 3c for three different random seeds. We see very similar patterns of l-acc and s-acc values. Futhermore, in all experiments, around half of the heads are succesful.

Do Attention Heads Compete or Cooperate?

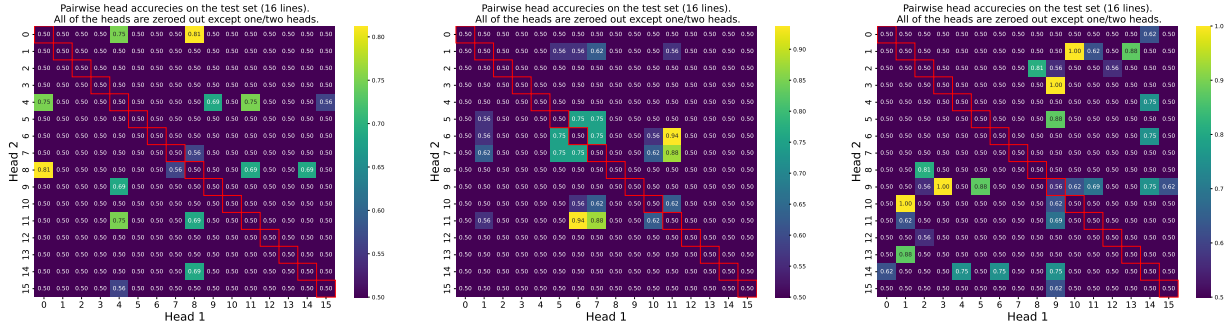


Figure 11. l-acc values of individual heads (in the diagonal) and pairs of heads. The plots show results for three different random initializations.

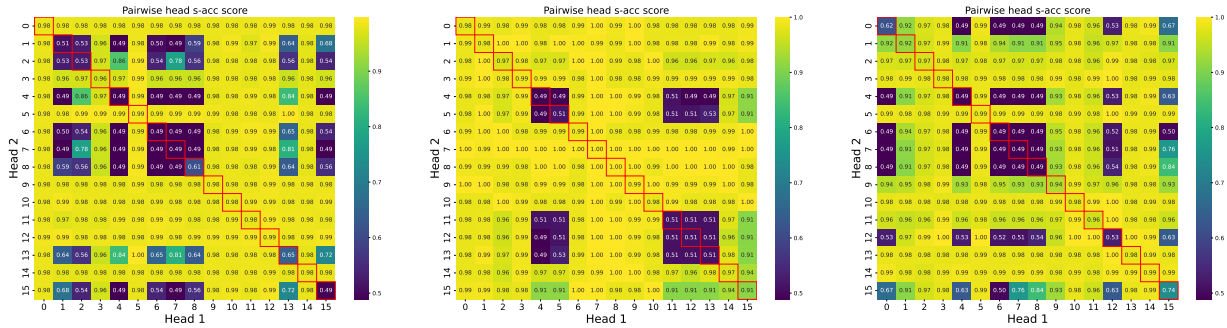


Figure 12. s-acc values of individual heads (in the diagonal) and l-acc gains of pairs of heads compared to the stronger individual head. The plots show results for three different random initializations.

E. Separation Accuracy as a Function of Attention

Here we provide replicas of Figure 5 for three different random seeds. We see very similar patterns: stronger heads have $w_{01} \approx 1$ and $w_{02} > 10$.

F. Head Performance at Initialisation and During Training

Figure 14 shows the distribution of s-acc values in randomly initialised heads, as well as their evolution during learning. We find that even without training, a large number of heads perform reasonably well, even if perfect separation is only achievable in 1.3% of the heads. During training, the s-acc distribution becomes extremely bipolar with very strong and very weak heads.

G. Outputs for Individual Heads

In Figure 15, we plot the head outputs for the test samples, using colors blue and red to distinguish classes. We also plot the value feature vectors for '0', '1', '2' tokens.

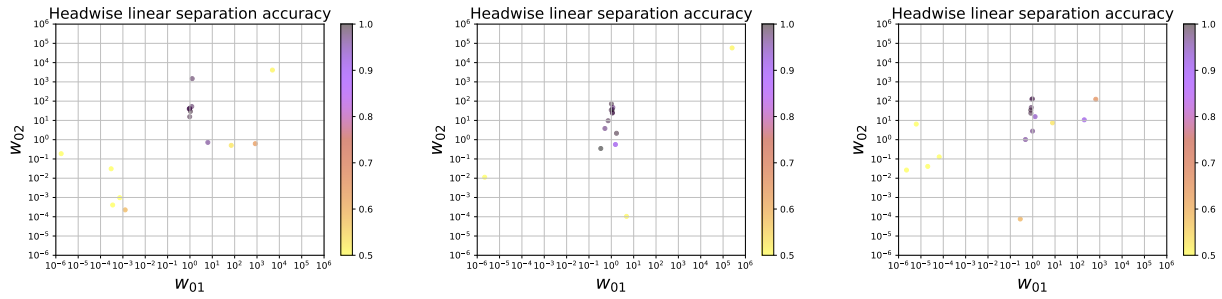


Figure 13. Each dot corresponds to one of the 16 trained heads. Color indicates linear separation accuracy. The x axis is w_{01} , the weight ratio of '0' and '1' tokens. The y axis is w_{02} the weight ratio of '0' and '2' tokens. The plots show results for three different random initializations.

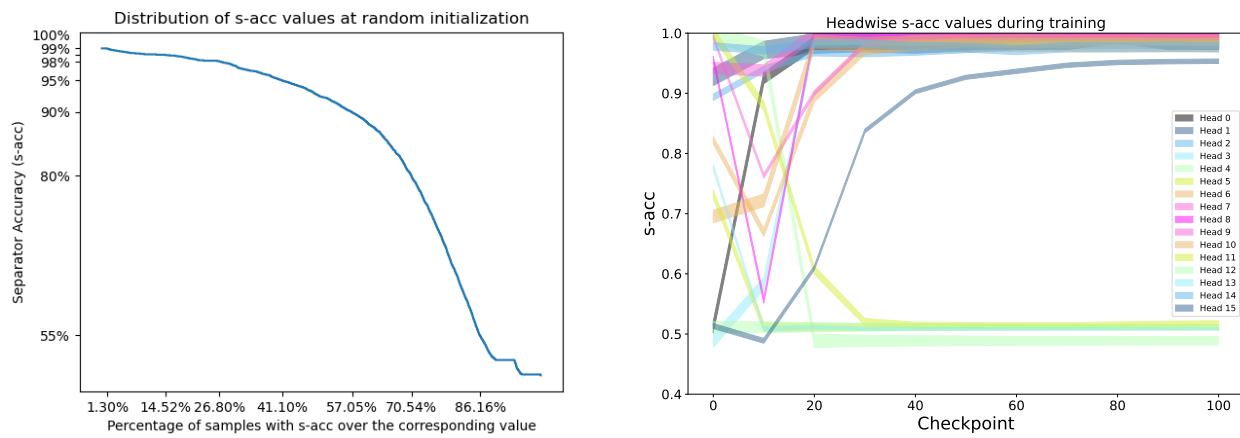


Figure 14. **Left:** Distribution of head s-acc values without training, after random initialization, based on 10000 heads. **Right:** Headwise s-acc values during training. Line width indicates the weight with which the output layer attends to the given head.

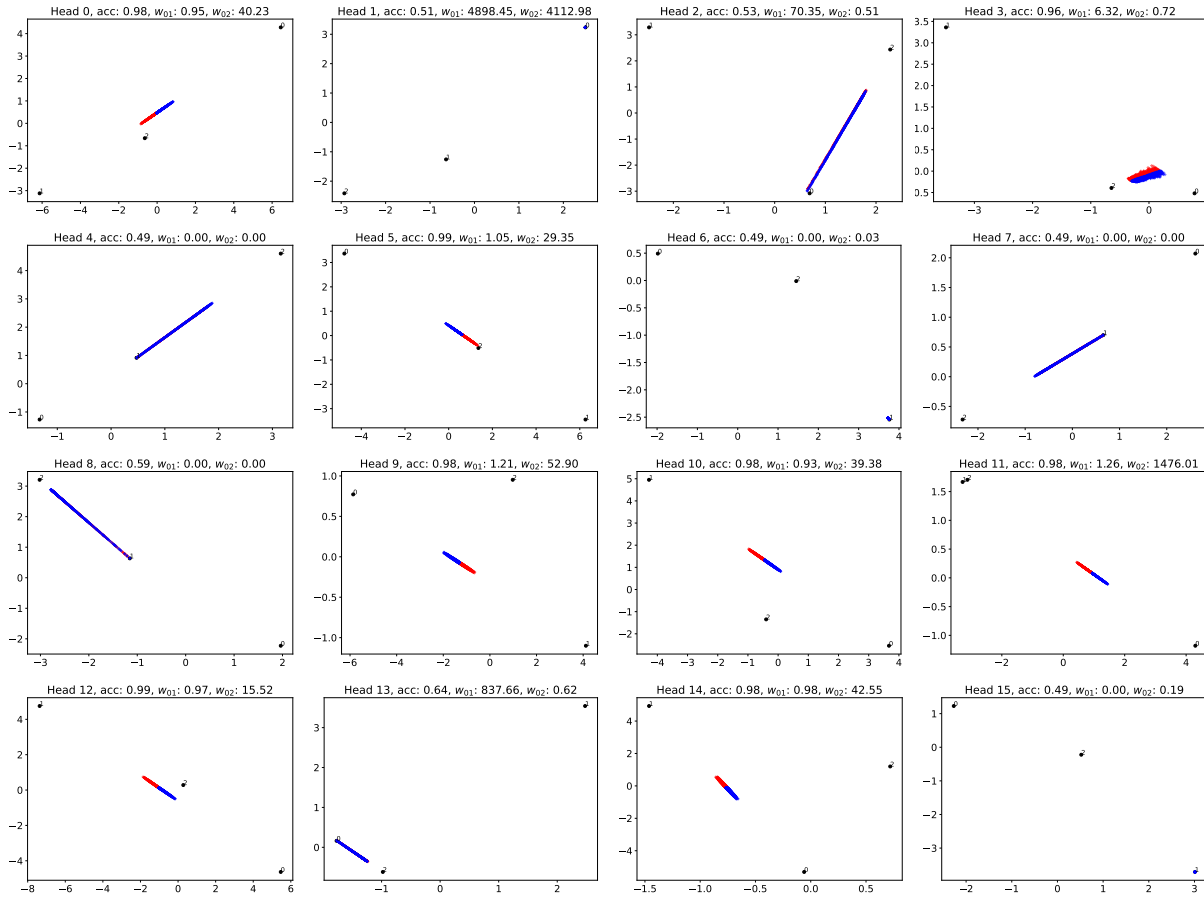


Figure 15. Colored dots indicate head outputs for the test samples with red for samples having more '1's and blue for the rest. We also show the value feature vectors of the '0', '1', '2' tokens.