

Mix Data or Merge Models? Balancing the Helpfulness, Honesty, and Harmlessness of Large Language Model via Model Merging

Jinluan Yang^{1,2} Dingnan Jin³ Anke Tang⁴ Li Shen⁵ Didi Zhu² Zhengyu Chen² Daixin Wang³ Qing Cui³
Zhiqiang Zhang³ Jun Zhou³ Fei Wu² Kun Kuang²

Abstract

Achieving balanced alignment of large language models (LLMs) in terms of Helpfulness, Honesty, and Harmlessness (3H optimization) constitutes a cornerstone of responsible AI, with existing methods like data mixture strategies facing limitations including reliance on expert knowledge and conflicting optimization signals. While model merging offers a promising alternative by integrating specialized models, its potential for 3H optimization remains underexplored. This paper establishes the first comprehensive benchmark for model merging in 3H-aligned LLMs, systematically evaluating 15 methods (12 training-free merging and 3 data mixture techniques) across 10 datasets associated with 5 annotation dimensions, 2 LLM families, and 2 training paradigms. Our analysis reveals three pivotal insights: (i) previously overlooked collaborative/conflicting relationships among 3H dimensions, (ii) the consistent superiority of model merging over data mixture approaches in balancing alignment trade-offs, and (iii) the critical role of parameter-level conflict resolution through redundant component pruning and outlier mitigation. Building on these findings, we propose R-TSVM, a **R**eweighting-enhanced **T**ask Singular Vector **M**erging method that incorporates outlier-aware parameter weighting and sparsity-adaptive rank selection strategies adapted to the heavy-tailed parameter distribution and sparsity for LLMs, further improving LLM alignment across multiple evaluations. Our models will be available at [3H_Merging](#).

1. Introduction

Large language models (LLMs) have achieved excellent performance in various natural language processing tasks. However, their reliable deployment necessitates a balanced optimization across three critical dimensions: *Helpfulness* (providing accurate and task-aligned responses), *Honesty* (avoiding hallucinations and misinformation), and *Harmlessness* (preventing toxic or unethical outputs), collectively termed as **3H optimization** (Bai et al., 2022a; Guo et al., 2024; Sonkar et al., 2024; Yang et al., 2024b). While recent alignment techniques such as constitutional AI (Bai et al., 2022c), reinforcement learning from human feedback (RLHF) (Dai et al., 2023), and Direct Preference Optimization (DPO) (Rafailov et al., 2024) have improved individual aspects of 3H, seeking a balance remains an open challenge. For instance, models optimized for helpfulness may inadvertently generate harmful content (Ji et al., 2024), and there exists dishonesty in helpful and harmless alignment where LLMs tell lies in generating harmless responses (Huang et al., 2024). This tension underscores the need for systematic approaches to harmonize 3H objectives.

Traditional methods for enhancing 3H properties often rely on *data mixture* strategies assisted by empirically heuristic rules (Lambert et al., 2024), multi-dimension scores by reward model (Wang et al., 2024b), alignment evaluation metric (Jiang et al., 2024), where diverse datasets are combined to fine-tune a single model. While effective, these approaches face practical limitations: (i) data curation requires substantial domain expertise and computational resources (Ji et al., 2024), and (ii) conflicting optimization signals during fine-tuning may lead to difficulties in prioritizing wanted alignment objectives without weakening others (Jiang et al., 2024). As a cost-effective alternative through integrating different specialized aligned models’ abilities, model merging has achieved great attention for LLM alignment, addressing key challenges such as avoiding forgetting after fine-tuning (Yang et al., 2024a; Zhu et al., 2024a). But for 3H optimization, the effectiveness of existing merging methods remains underexplored. Simultaneously, systematic comparative analysis between data mixture and model merging methods is merely investigated. While preliminary investigations

¹This work was supported by Ant Group Research Intern Program ²Zhejiang University ³Ant Group ⁴Whuhan University ⁵Shenzhen Campus of Sun Yat-sen University.

have emerged (Ahmadian et al., 2024), these efforts remain narrowly focused on constrained scenarios (e.g., multilingual) or employ partial evaluations of 3H dimensions (Tekin et al., 2024). Thus, it remains elusive whether there are potential improvements in 3H metrics that can be achieved through a benchmarking study of model merging for 3H optimization in LLM alignment. This yields the primary question to be explored:

(Q) *Can we establish a benchmark for model merging in 3H optimization of LLM alignment, explore the overlooked optimization phenomena and principles, and then advance the current state of the art?*

To address (Q), we introduce several key innovations that distinguish our work from the most relevant research (Ahmadian et al., 2024). We reveal previously overlooked collaborative relationships among the 3H dimensions. Through establishing a model merging benchmark for 3H optimization in LLM alignment, we explore the effectiveness of a broader range of model merging methods in addressing conflict issues and examine various tasks, model types, and evaluation metrics. Through a detailed comparative analysis of merging and data mixture methods, we demonstrate that model merging paves a novel way to achieving effective 3H optimization for LLM alignment, and the effect of merging depends on the parameter-level conflict resolutions considering the redundant and outlier parameter components. Besides, we further propose a reweighting-based optimization to improve the effect of currently the most effective and stable merging method, leveraging the traits of intrinsic heavy-tailed parameter distribution and sparsity of LLMs. In summary, our key **contributions** are listed below.

- We create the first benchmark to explore the effect of model merging for 3H optimization in LLM alignment. This benchmark includes our investigations into 15 representative methods (12 training-free merging methods and 3 representative data mixture methods), 10 preference datasets associated with 5 annotation dimensions, 2 classic families of LLMs, and 2 different training settings.
- Assisted by our benchmark, we reveal a range of previously overlooked optimization principles and insights for 3H optimization in LLM alignment. These include: different collaborative relationships among 3H dimensions, the superiority of model merging to data mixture methods, and the factors affecting the effect of model merging.
- In addition to a holistic assessment of existing model merging methods, we develop novel enhancements to Task Singular Vector Merging (TSVM)-currently the most effective and stable merging method, through reweighting-based optimizations including outlier weighting and sparsity-aware rank selection. Extensive experiments can verify the effectiveness of these strategies to strengthen the effect of TSVM for better 3H optimization in LLM alignment.

2. Related Work

Model Merging for LLM Alignment. Model merging has emerged as a pivotal technique for LLM alignment (Yang et al., 2024a), addressing challenges across four aspects: (a) *Stabilizing reference policies* focuses on the over-optimization problem in direct preference optimization. Weight-space averaging of models with varying initializations constructs robust policy ensembles (Chegini et al., 2024), while dynamic trust-region updates (Gorbatovski et al., 2024) and online gradient fusion (Lu et al., 2024) help preserve foundational capabilities. (b) *Cross-model capability transfer* resolves architectural mismatches during knowledge fusion (Wan et al., 2024) through probabilistic token alignment (Yang et al., 2024c), vertical domain adaptation (Lin et al., 2024a), and subspace projection (Thakkar et al., 2024). Persistent toxic parameter propagation (Hammoud et al., 2024) remains a critical barrier, inducing biased representation transfer during integration. (c) *Avoiding forgetting after finetuning* develops gradient-aware selective merging (Ju et al., 2024), heterogeneous layer-wise merging (Lin et al., 2023; 2024b), and subspace-based merging (Yi et al., 2024) to mitigate the alignment tax or realign the model after fine-tuning for downstream tasks. (d) *Balancing multi-optimized objectives* employs linear interpolation of reward-tuned models (Jang et al., 2023; Rame et al., 2024; Ramé et al., 2024b;a) and MoE-based expert routing (Tekin et al., 2024) to approximate Pareto frontiers but lack theoretical guarantees for subspace conflict analysis. Location-based merging (Zhao et al., 2024a) identifies specific weights for alignment, but its effect is highly dependent on the data used for parameter identification. Moreover, (Ahmadian et al., 2024) also compares the data mixture and model merging methods, yet critically limits their analysis to cross-lingual transfer scenarios without dealing with 3H optimization.

Data Mixing in Helpfulness, Honesty, and Harmlessness. Data mixing methods align the LLMs towards 3H dimension from three aspects: (a) *Heuristic Methods*: Sparrow (Glaese et al., 2022) and Constitutional AI (Bai et al., 2022b) initially adopt the rules for alignment feedback from 3H dimension, reducing dependency on extensive human labeling. Recently, (Bianchi et al., 2023; Amballa et al., 2024) explore the heuristic mixture of instructions between helpful and safety-related data to balance multi-objects. (b) *Reward Model Methods*: Beyond traditional Bradley-Terry models (Bradley & Terry, 1952; Ouyang et al., 2022), many efforts have been devoted to exploring multi-objective reward models (RMs) to score the data for capturing the complicated human preferences (Touvron et al., 2023; Wang et al., 2023; 2024a). ArmoRM is a recent development aiming to promote LLMs aligned with human-interpretable multi-objective demands like honesty and helpfulness (Wang et al., 2024b). (c) *Metric Evaluation Methods*: Early metrics for preference data only focus on the quality and diversity

dimensions (Cui et al., 2023; Wu et al., 2023), hummer recently defined the alignment dimension conflict metric (Jiang et al., 2024) to quantify the conflict among preference datasets to balance diverse alignment objectives effectively.

3. Reviewing Model Merging for Multi-Object Alignment Optimization

Model merging has emerged as an effective paradigm for cross-model knowledge integration without performance degradation (Yang et al., 2024a). The challenge of multi-objective alignment has been extensively studied in machine learning optimization, particularly in areas like multi-task learning (Sener & Koltun, 2018; Liu et al., 2022; Tang et al., 2024a). However, the intersection of model merging and alignment optimization presents unique challenges and opportunities that warrant dedicated investigation.

Existing merging methods for LLMs (Goddard et al., 2024) include: Linear interpolation methods such as Rewarded Soups have demonstrated that simple weighted averaging of model parameters can be effective in learning the Pareto frontier of multiple objectives (Rame et al., 2024). Given multiple models parameterized by $\theta^1, \theta^2, \dots, \theta^n$, where each optimizes to a different objective, and a preference vector $w = (w_1, w_2, \dots, w_n)$, the merged model using Rewarded Soups is defined as: $\theta_{\text{Rewarded Soups}} = \sum_{i=1}^n w_i \theta^i$. Building on simple weight interpolation methods such as Task Arithmetic (Ilharco et al., 2022), advanced merging approaches like TIES (Yadav et al., 2024), DARE (Yu et al., 2024a) and Breadcrumbs (Davari & Belilovsky, 2025) explore more nuanced ways to combine model parameters, often focusing on identifying and preserving crucial subspaces that capture different objectives and resolve the objective conflicts. In general, these methods can be expressed as $\theta_{\text{Merged}} = \theta_0 + \sum_{i=1}^n w_i m_i \odot (\theta^i - \theta_0)$, where $m_i \in \mathbb{R}^{|\theta|}$ is a binary mask and \odot is the element-wise multiplication. Model stock (Jang et al., 2025) identifies that model performance correlates strongly with proximity to the center of the weight space. Rather than averaging multiple models, Model Stock approximates this optimal center point geometrically. Task Singular Vector Merge (TSVM) (Gargiulo et al., 2024) represents an advanced approach to model merging that addresses the limitations of simpler methods like Task Arithmetic. While Task Arithmetic treats networks as flat parameter vectors, TSVM operates at a layer-wise level by analyzing the singular value decomposition (SVD) of task matrices. The key innovation of TSVM lies in its treatment of task interference through Singular Task Interference (STI) ($\{\Delta_i\}_{i=1}^n$) = $\|(U^\top U - I)\Sigma(V^\top V - I)\|$ where U , Σ , and V are the left singular vectors, singular values, and right singular vectors of the task matrices $\{\Delta_i\}_{i=1}^n$, which measures how task-specific features overlap in weight space. It reduces the task interference by decorrelating the

TSVs, which can be formulated as an orthogonal Procrustes problem, seeking the orthogonal matrix V_\perp and U_\perp to reconstruct the layer-wise parameter for the merged model.

Table 1. Dataset statistics for our DPO training.

Annotation Perspective	Dataset	Judge
Helpfulness	HelpSteer (Yu et al., 2024b)	GPT4-Turbo
	Py-Dpo (Yu et al., 2024b)	GPT4-Turbo
	Distilabel-Orca (Yu et al., 2024b)	GPT4-Turbo
	Distilabel-Capybara (Yu et al., 2024b)	GPT4-Turbo
Harmlessness	UltraSafety (Guo et al., 2024)	GPT4-Turbo
Honesty	Truthy-Dpo-v0.1 (Jondurbin, 2024)	Human
	GRATH (Chen et al., 2024)	Llama2-SelfGen
Helpfulness&Honesty	UltraFeedback (Yu et al., 2024b)	GPT4-Turbo
Helpfulness&Harmlessness	PKU-Safe-RLHF (Yu et al., 2024b)	GPT4-Turbo
	Nectar (Yu et al., 2024b)	GPT4-Turbo

Table 2. Necessary specifications for the strategy and scaling of each method.

Method	Strategy	Scaling
Data Mixture-Based Methods		
Heuristic (Lambert et al., 2024)	Empirically heuristic-adjusted ratio	Data Mixture Ratio
ArmoRM (Wang et al., 2024b)	Reward Model	Multi-object Data Selection
Hummer (Jiang et al., 2024)	Alignment Conflict Metric	Multi-object Data Selection
Merging-Based Methods		
Weight Average (Wortsman et al., 2022)	Linear Int. Consensus	Parameter Weight Coeff.
Rewarded Soup (Rame et al., 2024)	Linear Int. Consensus	Parameter Weight Coeff.
Task Arithmetic (Ilharco et al., 2022)	Linear Int. Consensus	Parameter Scaling Factor
Ties (Yadav et al., 2024)	Top-k Sparsification	Parameter Scaling Factor
DARE (Yu et al., 2024a)	Random Sparsification	Parameter Scaling Factor
DELLA (Deep et al., 2024)	Random Sparsification	Parameter Scaling Factor
Breadcrumbs (Davari & Belilovsky, 2025)	Top/Bottom-k Sparsification	Parameter Scaling Factor
Model Stock (Jang et al., 2025)	Geometric Sparsification	Parameter Adaptive Ratio
TSVM (Gargiulo et al., 2024)	Singular Value Decomposition	Parameter Scaling Factor

4. LLM Merging Benchmark for 3H Optimization

4.1. Benchmark Setup

LLM DPO Training Datasets, Schemes, and Model Constructions. To achieve the goal of 3H optimization, we select commonly used preference data shown in Table 1, which can be categorized into five groups from the annotation perspective, to perform DPO training. Following SimPO (Meng et al., 2024), we adopt two well-known off-the-shelf instruction-tuned models, Llama-3-8B-Instruct (Dubey et al., 2024) and Mistral-7B-Instruct-v0.2 (Jiang et al., 2023), as the SFT model and then fine-tune the entire network of LLMs utilizing the above preference data to construct five enhanced aligned models, which correspond to different annotation dimensions for further model merging.

Setup and Implementation Details. We conduct extensive experiments to compare model merging and data mixture methods for 3H optimization. These include *Data Mixture Methods* where we first process the full training data of Table 1 and then utilize these processed data for DPO training. As stated in Table 2 and Appendix C, we adopt (i) Heuristic-adjusted dataset mixing ratio (Heuristic) where we control the ratio between Honesty&Harmlessness and Helpfulness, (ii) Data selection methods based on the multi-dimension

Table 3. 3H Results on Llama3 Under Static Optimization Setting where we perform DPO training using various datasets at once. For merging methods, we highlight the best score in bold and the second score with underlining.

Methods	Helpfulness								Honesty	Harmlessness		Helpful-Avg	Honest-Avg	Harmless-Avg	AVG
	Math	GSM8K	ARC-E	ARC-C	MLLU	MBPP-Plus	HumanEval-Plus	MT-Bench	HaluEval-Wild	Salad-Bench	OR-Bench				
llama3-8B-Instruct	28.08	78.09	93.65	82.03	68.20	58.99	53.05	8.25	53.50	91.16	26.97	58.79	53.50	59.07	57.12
Individual Helpfulness	29.08	79.30	93.65	81.69	68.58	57.94	58.54	8.33	55.00	89.83	42.06	59.64	55.00	65.95	60.20
Individual Honesty	28.52	78.77	93.65	81.36	68.34	58.47	54.27	8.45	54.67	92.18	21.95	58.98	54.67	57.07	56.91
Individual Harmlessness	28.88	77.33	93.65	82.03	68.32	59.79	52.44	8.15	53.33	92.36	27.92	58.82	53.33	60.14	57.43
Helpfulness&Honesty	29.60	77.63	93.47	82.71	68.33	59.79	59.15	8.18	56.00	90.86	39.80	59.86	56.00	65.33	60.40
Helpfulness&Harmlessness	30.02	77.26	93.47	82.37	68.31	58.99	56.11	8.16	54.50	90.27	58.86	59.34	54.50	74.57	62.80
3H Mixture Full Training (Heuristic)	28.21	78.85	93.65	81.69	68.38	60.85	57.32	8.48	54.67	92.06	35.36	59.68	54.67	63.71	59.35
3H Mixture Full Training (ArmoRM)	28.81	78.97	93.65	82.39	68.42	60.55	58.22	8.52	55.50	92.11	42.12	60.24	55.50	69.02	61.59
3H Mixture Training (Hummer)	29.41	78.95	93.65	82.69	68.59	60.41	58.15	8.58	55.60	92.10	50.11	60.35	55.60	73.21	63.05
Weight Average	29.80	78.01	93.47	82.71	68.43	59.26	57.32	8.02	57.78	91.72	41.48	59.63	57.78	66.60	61.34
Rewarded Soup	29.64	77.94	93.47	82.71	68.54	60.85	57.93	8.32	57.55	90.86	50.08	59.93	57.55	70.47	62.65
Model Stock	28.72	78.24	93.47	82.71	68.41	59.79	56.10	8.03	53.00	91.62	32.28	59.43	53.00	61.95	58.13
Task Arithmetic	29.02	79.05	93.30	83.39	68.35	57.14	51.83	8.37	57.33	91.39	28.29	58.81	57.33	59.84	58.66
Ties	29.30	78.17	93.30	83.05	68.52	56.61	53.05	8.20	54.33	89.13	29.07	58.78	54.33	59.10	57.40
DARE	29.42	78.39	93.47	82.71	68.41	59.26	56.71	8.28	57.00	91.85	38.80	59.58	57.00	65.33	60.64
DARE Ties	29.64	78.01	93.47	82.71	68.43	59.26	57.32	8.07	56.00	92.16	36.88	59.61	56.00	64.52	60.04
DELLA	29.08	78.92	93.30	83.73	68.41	54.76	52.44	8.43	54.67	91.37	63.31	58.63	54.67	77.34	63.55
DELLA Ties	29.20	75.97	93.30	83.39	68.46	56.08	49.39	8.16	54.00	87.95	70.02	57.99	54.00	78.99	63.57
Breadcrumbs	29.46	77.79	93.30	83.39	68.53	60.85	54.88	8.24	59.33	91.60	44.85	59.56	59.33	68.23	62.37
Breadcrumbs Ties	29.72	78.54	93.30	83.05	68.46	60.05	53.66	8.14	55.50	90.00	58.52	59.37	55.50	74.26	63.04
TSVM	29.92	77.63	93.12	82.17	68.51	59.26	55.49	8.29	56.20	89.43	67.76	59.30	56.20	78.60	64.70

score of the Reward model ArmoRM-Llama3-8B (Wang et al., 2024b) (iii) Data selection based on the designed alignment conflict metric from Hummer (Jiang et al., 2024); As for *Model Merging Methods* for LLM Alignment, considering that the constraints of data availability and data leak will limit the generalization of existing merging methods for LLMs, we adopt the well-known and latest training-free merging strategies for dense LLM from MergeKit (Goddard et al., 2024), which includes Weight Average (Wortsman et al., 2022), Task Arithmetic (Ilharco et al., 2022), Ties-Merging (Yadav et al., 2024), DARE (Yu et al., 2024a), DELLA (Deep et al., 2024), Model Stock (Jang et al., 2025) and Model Breadcrumbs (Davari & Belilovsky, 2025). Moreover, from the perspective of Pareto-optimal front (Jang et al., 2023; Rame et al., 2024; Ramé et al., 2024b;a) and singular vector decomposition (Stoica et al., 2024; Zhong et al., 2024; Gargiulo et al., 2024), we select Rewarded Soup (Rame et al., 2024) and TSVM (Gargiulo et al., 2024) as two additional merging methods, which can meet the condition of training-free full parameters merging for 3H optimization. Notably, we leave those training-based and MOE-based merging methods (Tekin et al., 2024) for further exploration and provide discussion in Appendix B.

Settings: We construct two different settings to verify the effectiveness of model merging for 3H optimization: (i) **Static Optimization for DPO Training at once**, where we aim to achieve an aligned model that simultaneously meets the 3H demands using various annotated preference data at once. (ii) **Continual Optimization for Sequential DPO Training**, which refers to the continual and dynamic circumstances with newly curated preference data and more customized demands compared to previously trained models. In this case, we need to simultaneously focus on the effectiveness and efficiency of constructing an aligned model.

Evaluation: We conduct comprehensive and fair evalua-

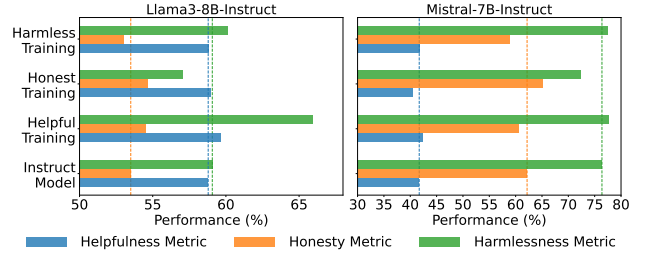


Figure 1. Illustration of the 3H Trade-Off circumstance, where Helpful Training benefits 3H performance simultaneously, but Honest and Harmless Training weaken each other. The grey line (Instruct LLM itself) serves as the reference.

tions for LLMs’ 3H-related abilities. (i) **For Helpfulness:** we select Math, GSM8K, ARC-C, ARC-E, MMLU, MBPP-Plus, and HumanEval-Plus (Liu et al., 2024) to assess the general abilities and utilize MT-Bench (Zheng et al., 2023) to assess the instruction-following ability; (ii) **For Honesty:** we utilize the HaluEval-Wild (Zhu et al., 2024b) for evaluating hallucinations in real-world settings; (iii) **For Harmlessness:** we conduct safety-related (SaladBench (Li et al., 2024a)) and refusal-related (OR-Bench (Cui et al., 2024)) evaluations to measure the effectiveness of harmless training. Notably, for all experiments in this paper, higher values are preferred. Moreover, we clarify the details of judged models for evaluation in the Appendix C.2.

4.2. Experimental Results

Trade-off between Helpfulness, Honesty, and Harmlessness for LLM Alignment. In Table 3 and Table 4, we investigate the trade-off between 3H-related abilities of Llama3 (Dubey et al., 2024) and Mistral (Jiang et al., 2023). Several key results are summarized:

First, heuristic data mixture strategies can lead to data

Table 4. 3H Results on Mistral Under Static Optimization Setting where we perform DPO training using various datasets at once. For merging methods, we highlight the best score in bold and the second score with underlining.

Methods	Helpfulness								Honesty	Harmlessness		Helpful_Avg	Honest_Avg	Harmless_Avg	AVG
	Math	GSM8K	ARC-E	ARC-C	MLU	MBPP_Plus	HumanEval_Plus	MT-Bench	HaluEval_Wild	Salad_Bench	OR-Bench				
Mistral-7B-Instruct-v0.2	9.54	46.17	82.36	72.88	59.97	26.46	28.66	7.55	62.17	78.07	74.68	41.70	62.17	76.38	60.08
Individual Helpfulness	9.44	47.38	84.48	75.25	60.70	22.49	32.31	7.80	60.60	74.84	80.67	42.48	60.60	77.76	60.28
Individual Honesty	9.34	46.63	82.54	71.19	59.04	24.34	23.78	7.76	65.20	83.98	60.82	40.58	65.20	72.40	59.39
Individual Harmlessness	9.40	46.10	81.42	72.88	60.03	27.51	30.39	7.43	59.00	85.43	69.54	41.90	59.00	77.49	59.46
Helpfulness&Honesty	8.76	43.14	82.01	74.92	59.78	25.93	27.33	7.59	61.33	78.74	77.23	41.18	61.33	77.99	60.17
Helpfulness&Harmlessness	9.96	41.77	83.42	75.59	61.13	34.92	29.27	7.46	50.60	79.83	86.05	42.94	50.60	82.94	58.83
3H Mixture Full Training (Heuristic)	9.56	41.70	83.06	74.24	60.23	22.75	34.15	7.69	62.00	81.13	72.97	41.67	62.00	77.05	60.24
3H Mixture Full Training (ArmoRM)	9.71	43.70	83.65	74.54	60.33	25.11	33.58	7.75	61.95	81.10	75.55	42.30	61.95	78.32	60.85
3H Mixture Training (Hummer)	9.79	44.50	83.72	74.89	60.53	25.85	33.15	7.56	62.05	81.85	75.28	42.50	62.05	78.57	61.04
Weight Average	9.86	45.49	82.36	74.58	60.70	27.25	31.10	7.47	60.60	81.51	72.90	42.35	60.60	77.21	60.50
Reward Soup	9.74	45.11	82.54	74.58	60.65	26.72	30.49	7.48	60.71	81.43	72.51	42.16	60.71	76.97	59.95
Model Stock	9.80	46.93	82.36	74.24	60.34	25.13	30.49	7.19	61.81	80.11	73.78	42.06	61.81	76.95	60.27
Task Arithmetic	9.76	44.12	84.13	73.90	60.86	27.25	33.54	7.44	61.01	83.91	71.04	42.63	61.01	77.48	60.37
Ties	10.22	41.47	85.19	74.92	61.34	27.25	31.10	7.46	58.73	82.15	81.13	42.37	58.73	81.64	60.91
DARE	10.10	43.82	84.48	73.90	60.78	27.25	32.93	7.47	61.05	83.80	71.04	42.59	61.05	77.42	60.35
DARE Ties	10.10	42.46	85.00	74.58	61.05	26.98	31.71	7.61	59.28	82.28	81.91	42.49	59.28	82.10	61.49
DELLA	10.26	42.76	84.83	73.56	60.86	26.19	32.93	7.47	61.00	84.36	77.20	42.35	61.00	77.78	60.38
DELLA Ties	10.14	40.71	84.48	75.93	61.56	30.95	32.32	7.40	56.10	82.00	84.27	42.94	56.10	83.14	60.73
Breadcrumbs	9.48	43.06	83.60	73.56	60.94	27.25	31.71	7.52	60.20	83.88	70.91	42.14	60.20	77.40	59.91
Breadcrumbs Ties	10.20	41.85	85.01	76.61	61.27	26.72	30.49	7.48	60.04	81.83	80.49	42.45	60.04	81.16	61.22
TSVM	10.40	44.88	84.29	75.24	60.87	28.50	32.32	7.65	61.10	83.25	78.51	43.02	61.10	80.88	61.67

conflicts that reduce the effectiveness of LLM in any single alignment objective. By comparing the results of 3H Mixture Full Training (Heuristic) methods and direct DPO training on data with respective annotation dimensions, we can observe that heuristic mixture training without conflict-related design can not achieve good performance at any alignment object due to introduced optimization objects.

Second, conflict-aware data selection methods can mitigate the trade-off in a way, but they are still worse than the results of individual training. Specifically, compared with ArmoRM that provides multi-dimension scores to select data, Hummer is specially designed for evaluating conflict for preference data, which can achieve better 3H results for LLM alignment. Unfortunately, although we have adjusted different thresholds to help adjust the ratio of different types of preference data, their honesty and harmlessness are still lower than the results of individually trained models on preference data with respective annotation dimensions. For example, hummer can help increase the average score of 3H metrics for Llama3-8B-Instruct (from 57.2 to 63.5), but the honesty (55.60) is still lower than the models trained on the Helpfulness&Honesty (56.00) and its harmlessness (73.21) is lower than the models trained Helpfulness&Harmlessness data (74.57). The Mistral also exhibits a similar pattern.

Third, there exist different collaborative relationships between helpfulness, honesty, and harmlessness while performing DPO Training, exhibiting that Helpful Training benefits 3H performance simultaneously, but Honest and Harmless Training weaken each other. As shown in Figure 1, set the results of Instruct LLMs as the start point (marks used the grey line in the Figure), we can compare the results of Honesty and Helpfulness after performing individual Helpful, Honest, and Harmless Training to distinguish the relationship between each optimization dimension. From the results, we can observe that only helpful training

can optimize the LLM towards higher 3H values simultaneously, both Honest Training and Harmless Training lead to a drop in harmlessness or honesty. For example, honest training can enhance the honesty of Llama3 (orange bar), but weaken the harmless abilities (green bar). In contrast, harmless training leads to opposite conclusions.

Comparison results between parameter-level model merging methods and data-aspect mixture methods.

First, model merging can achieve a better trade-off for 3H optimization in LLM alignment than various data mixture methods through phased optimization paradigm under static optimization settings. From the perspective of implementation, while they utilize identical training datasets, compared with 3H mixture full training strategies, model merging advocates for phased optimization to negotiate competing alignment objectives through dimension-specific individual training, where we first conduct individual training to obtain models for five different annotation dimensions respectively, and then adopt conflict-aware parameter fusion strategies, such as random sparsification, Top-k filtering, and singular value decomposition, to merge these models into an ideal one that can achieve close or superior results than full training methods. According to the average score of 3H results, the decoupled optimization of merging yields consistent improvements to data mixture methods across architectures. Take the experiment on Llama3 for example, compared with the best data mixture methods (Hummer), TSVM achieves 5.4 points increase for harmlessness and 0.6 points for honesty while sacrificing only about 1 point for helpfulness, verifying that TSVM can achieve a more favorable balance between 3H optimization. These results collectively confirm that model merging’s phased optimization paradigm effectively negotiates competing alignment objectives, which provides new insights for addressing the trilemma of 3H optimization for LLM alignment.

Table 5. 3H Results on Llama3 Under Continuous Optimization Setting, where we sequentially perform DPO training using data with annotations about Helpfulness&Honesty (Stage1), Helpfulness&Harmlessness (Stage2) and Helpful (Stage3). For merging methods, we highlight the best score in bold and the second score with underlining.

Methods	Helpfulness								Honesty	Harmlessness		Helpful_Avg	Honest_Avg	Harmless_Avg	AVG
	Math	GSM8K	ARC-E	ARC-C	MMLU	MBPP_Plus	HumanEval_Plus	MT-Bench	HaluEval_Wild	Salad_Bench	OR-Bench				
Llama3-8B-Instruct	28.08	78.09	93.65	82.03	68.20	58.99	53.05	8.25	53.50	91.16	26.97	58.79	53.50	59.07	57.12
Continual DPO Training Stage1	29.60	77.63	93.47	82.71	68.33	59.79	59.15	8.18	56.00	90.86	39.80	59.86	56.00	65.33	60.40
Continual DPO Training Stage2	28.74	74.60	94.00	83.05	68.41	51.59	56.10	8.25	52.20	90.55	77.95	58.09	52.20	84.25	64.85
Continual DPO Training Stage3	28.66	76.12	93.05	82.83	68.40	54.57	56.10	8.03	53.20	90.63	71.61	58.72	53.20	81.12	64.34
Weight Average	29.78	79.82	93.65	82.37	68.40	58.47	53.65	8.03	53.20	89.58	62.66	59.27	53.20	76.12	62.85
Rewarded Soup	29.40	79.76	93.65	82.37	68.48	58.47	54.88	8.15	54.20	89.33	62.75	59.40	54.20	76.04	63.21
Model Stock	28.42	79.15	93.65	82.37	68.30	60.05	53.05	8.25	50.60	91.27	28.96	59.16	50.60	60.12	56.63
Task Arithmetic	28.72	73.16	92.95	83.05	68.32	52.11	46.34	8.52	51.60	86.07	84.97	56.65	51.60	85.52	64.59
Ties	29.18	76.50	93.65	83.39	68.61	56.35	43.78	7.71	52.80	87.55	78.59	57.40	52.80	83.07	64.42
DARE	28.18	73.92	92.95	83.05	68.30	51.85	49.39	8.02	52.00	85.76	85.75	56.96	52.00	85.76	64.90
DARE Ties	29.48	78.85	93.65	82.37	68.43	59.79	53.66	7.67	52.40	89.46	71.38	59.24	52.40	80.42	64.02
DELLA	27.68	71.19	93.12	83.05	68.31	48.15	46.34	8.15	51.80	86.58	87.11	55.75	51.80	86.85	64.80
DELLA Ties	28.94	72.18	93.47	82.71	68.41	53.97	47.56	8.21	52.20	87.24	84.38	56.93	52.20	85.81	64.98
Breadcrumbs	28.92	78.62	93.47	82.71	68.45	55.82	50.00	8.48	52.40	87.88	72.69	58.31	52.40	80.29	63.67
Breadcrumbs Ties	29.79	78.77	93.65	83.73	68.37	57.41	56.10	8.57	53.40	88.26	67.64	59.55	53.40	77.95	63.63
TSVM	29.86	78.99	93.65	83.71	68.37	58.51	55.40	8.40	53.80	88.68	75.14	59.61	53.80	81.79	<u>64.91</u>

Second, *model merging methods enable more effective and efficient 3H optimization in LLM alignment than continual training methods which sequentially optimize the model towards different alignment dimensions.* As shown in Table 5 and Table 10 in the Appendix C.3, we sequentially perform DPO training using data with annotations about Helpfulness&Honesty (Stage1), Helpfulness&Harmlessness (Stage2) and Helpful (Stage3). Through comparison results between different training stages, we can observe the honesty, helpfulness, and harmlessness of LLMs are interactively enhanced due to forgetting during continual training. For merging experiments, we merge the trained models on different datasets from the universe start point (Llama-3-8B-Instruct) rather than the checkpoints in the middle process of continual training. This can avoid hyper-parameter tuning to ensure the effectiveness of continual DPO training at a specific stage. Moreover, the intermediate checkpoint may overfit to previous optimization objects due to the over-training, which leads to difficulties in adapting new optimized targets. As a new training alternative, model merging can mitigate these issues. Take the TSVM for example, the model from TSVM can consistently outperform the one from the final training status (stage 3) in 3H metrics.

Third, *the effect of model merging for 3H optimization is closely related to their conflict-resolution strategies, TSVM consistently achieves better outcomes than other merging methods.* As shown in Table 2, we can divide existing parameter-level strategies into three categories: linear consensus, sparsification, and singular value decomposition. Among them, linearly interpolation of full model parameters or task vectors neglects the parameter conflict, limiting their performance for 3H optimization in LLM alignment, with fewer improvement compared with data mixture methods. The sparsification-based method holds the assumption that pruning redundant (DARE and DELLA) or outlier parameters (Breadcrumbs) that do not represent the direction of updations for task vectors can improve the effect of model

merging, but the level of sparsity is difficult to control for LLM though already with different sparsification methods. From the results of Table 3 and Table 4, we can observe that there is no fixed and stable trend for the results of sparsification-based methods due to random sparsification. For example, DELLA-Ties and DARE-Ties exhibit opposite phenomena in llama3 and mistral. More details about the sparsity that influences the effect of merging can be shown in Appendix C.5. In contrast, TSVM defines the task singular vector and mitigates the interference through decorrelations as stated above without heavily depending on sparsification, which provides a stable and effective merging strategy for 3H optimization in LLM alignments and consistently achieves better results than other methods.

5. Extended Study to Improve Task Singular Vector Merging for 3H Optimization

Beyond the benchmarking effort in Sec. 4, we also explore algorithmic advancements to improve model merging for 3H optimization. Specifically, we first select the most effective and stable merging algorithm, TSVM, to reform the 3H optimization problem and then discuss its drawbacks integrated with the ignored property of LLM (sparsity and heavy-tail) while merging LLM. Then, we leverage outlier weighting and sparsity-adaptive rank selection strategies to improve the effect of TSVM for 3H optimization. Finally, we provide a discussion for future optimized directions.

5.1. Limitation for Task Singular Vector Merging

As stated above, TSVM can achieve stable and good results for 3H Optimization. We reform the 3H optimization problem based on its implementation. Given n alignment processes that produce model variants $\{\theta^i\}_{i=1}^n$ from initial aligned model θ^0 , for each layer $l \in \{1, \dots, L\}$, we can calculate alignment vector capturing optimization adjustments

as Eq. 1 and perform the singular value decomposition of the task vectors as Eq. 2, where θ_l^0 are the Parameters of the initial model at layer l , $U_l^{(i)}$, $V_l^{(i)}$ are respectively left and right singular vectors of task i 's parameter change matrix $\Delta_l^{(i)}$, $S_l^{(i)}$ are the singular values of $\Delta_l^{(i)}$ and d_l is the hidden dimension of layer and $\Delta_l^{(i)}$ is a square matrix with row and column indices $(r, c) \in \{1, \dots, d_l\} \times \{1, \dots, d_l\}$.

$$\Delta_l^{(i)} = \theta_l^i - \theta_l^0 \in \mathbb{R}^{d_l \times d_l} \quad (1)$$

$$\Delta_l^{(i)} = U_l^{(i)} S_l^{(i)} V_l^{(i)\top} \quad (2)$$

TSVM reduces interference through two steps: First, compress the layer task matrices with a fixed rank truncation k_{fixed} . Then, project task-specific parameter changes into orthogonal subspace by whitening these matrices to minimize their correlations as Eq. 3 and Eq. 4, where U_l and V_l are the concatenated results of the left and right singular vectors for different tasks. Thus, the layer-wise parameter of the merged model can be computed as Eq. 5

$$\min_{U_{l\perp}} \|U_{l\perp} - U_l\|_F \quad \text{s.t.} \quad U_{l\perp}^\top U_{l\perp} = I, \quad (3)$$

$$\min_{V_{l\perp}} \|V_{l\perp} - V_l\|_F \quad \text{s.t.} \quad V_{l\perp}^\top V_{l\perp} = I, \quad (4)$$

$$\theta_l^{\text{TSVM}} = \theta_l^0 + \sum_{i=1}^n U_{l\perp}^{(i)}[:, :k_{\text{fixed}}] S_l^{(i)} V_{l\perp}^{(i)\top}[:, :k_{\text{fixed}}] \quad (5)$$

Based on Eq. 5, we can draw two limitations of TSVM while merging LLMs: **Limitations(i) Isotropic Treatment of Parameters:** TSVM ignores the heavy-tailed distribution of LLM parameters, where the outlier introduces additional challenges to capture true optimization direction through task vectors for model merging (Li et al., 2024c); **Limitations(ii) Fixed Rank Selection:** TSVM's fixed rank truncation k fails to adapt to layer-specific sparsity, ignoring significant structural heterogeneity across layers for LLM (Attention and FNN layers own different level of sparsity and parameter importance) (Li et al., 2024b). We introduce reweighting-based optimization on TSVM (called R-TSVM), with theoretical foundations in outlier detection and sparse pattern analysis to address these problems.

5.2. Our Reweight Task Singular Vector Merging

Outlier-Aware Weighting for Limitation(i), we utilize layer-wise outlier detection to aggregate the Outlier-Aware Weight for subsequently weighting the singular values. This means we should check which parts of the singular values can truly represent the optimization towards alignment process. Considering the heavy-tailed distribution of LLM parameter updates where few parameters undergo significant changes while most exhibit minor adjustments, we can refer to the 3σ principle compatible with this property. Thus, we adopt the statistical significance filtering and

competitive weight normalization to identify significant true optimization adjustments as follows:

$$\mu_r^{(i)} = \mathbb{E}_c[|\Delta_{l,r,c}|] \quad (6)$$

$$\sigma_r^{(i)} = \sqrt{\mathbb{E}_c[|\Delta_{l,r,c}|^2] - (\mu_r^{(i)})^2} \quad (7)$$

$$\alpha_l^{(i)} = \frac{\sum_{r=1}^{d_l} \|\text{THRESHOLD}(\Delta_{l,r,:}^{(i)}, \mu_r^{(i)} + 3\sigma_r^{(i)})\|_1}{\sum_{j=1}^n \sum_{r=1}^{d_l} \|\text{THRESHOLD}(\Delta_{l,r,:}^{(j)}, \mu_r^{(j)} + 3\sigma_r^{(j)})\|_1} \quad (8)$$

where $\Delta_{l,r,c}^{(i)} \in \mathbb{R}$ denotes the weight deviation at row r , column c of layer l for model i relative to initial model, $\mu_r^{(i)}$ and $\sigma_r^{(i)}$ represent the mean and standard deviation of deviations in row r , quantifying central tendency and dispersion, $\alpha_l^{(i)} \in [0, 1]$ computes layer-wise aggregation weights via L_1 -normalized sparse outlier magnitudes, and $\text{THRESHOLD}(M, \tau)$ applies hard-thresholding to suppress elements in matrix M with absolute values below τ .

Compared with TSVM's direct utilization of full singular values, our outlier-aware weighting provides two key advantages: *Noise Suppression:* By thresholding parameter deviations via the 3σ rule, we filter out low-magnitude fluctuations that predominantly encode noise, forcing the singular vectors $u_r^{(i)}$ to align with statistically significant task features. *Task Equilibrium:* The layer-wise aggregation weights $\alpha_l^{(i)}$ are globally normalized across all models, ensuring balanced contributions from diverse tasks and preventing dominance by high-magnitude updates that may obscure subtle yet critical features.

Sparsity-Adaptive Rank Selection for Limitation (ii), we aim to adaptively decide the level of rank truncation based on the layer sparsity. We can first compute the sparsity consensus for all models first and then achieve the dynamic rank as Eq. 10, where γ is the sparsity-rank coupling factor controlling the strength of rank reduction, k_l is defined as the dynamic rank for layer l , adaptively determined by sparsity Ω_l . The ϵ is set to 0.1 by default.

$$\Omega_l = \frac{1}{nd_l^2} \sum_{i=1}^n \sum_{r,c=1}^{d_l} \mathbb{I}(|\Delta_{l,r,c}^{(i)}| < \epsilon) \quad (9)$$

$$k_l = \lfloor d_l(1 - \gamma\Omega_l) \rfloor \quad (10)$$

Compared with TSVM's fixed-rank truncation, our sparsity-adaptive rank selection offers two enhancements: *Information Preservation:* The dynamic rank $k_l = \lfloor d_l(1 - \gamma\Omega_l) \rfloor$ (Eq. 10) adapts to layer-specific sparsity Ω_l —retaining more singular directions in sparse layers (where updates concentrate on critical subspaces) while aggressively truncating redundant components in dense layers, thereby balancing information retention and noise suppression. *Conflict Mitigation:* By preserving dominant singular directions in sparse

Algorithm 1: Reweight Task Singular Vector Merging

Input : Initial model θ^0 and Further Aligned models $\{\theta^i\}_{i=1}^n$ with same layers L , Sparsity factor $\gamma \in [0, 1], \epsilon > 0$

Output : Merged model θ^*

for layer $l \leftarrow 1$ **to** L **do**

// Step1: Alignment Vector Extraction

$\Delta_l^{(1:n)} \leftarrow [\theta_l^i - \theta_l^0]_{i=1}^n$

// Step2: Outlier-Aware Weighting

for model $i \leftarrow 1$ **to** n **do**

Compute row-wise statistics:

$\mu^{(i)}, \sigma^{(i)} \leftarrow \text{ROWOUTLIERSCORE}(|\Delta_l^{(i)}|)$

Calculate sparse aggregation weights:

$\alpha_l^{(i)} \leftarrow \frac{\sum_{r=1}^{d_l} \|\text{THRESHOLD}(\Delta_{l,r,:}^{(i)}, \mu_r^{(i)} + 3\sigma_r^{(i)})\|_1}{\sum_{j=1}^n \sum_{r=1}^{d_l} \|\text{THRESHOLD}(\Delta_{l,r,:}^{(j)}, \mu_r^{(j)} + 3\sigma_r^{(j)})\|_1}$

// Step 3: Sparsity-Adaptive Rank Selection

Compute layer sparsity consensus:

$\Omega_l \leftarrow \frac{1}{nd_l^2} \sum_{i=1}^n \sum_{r,c=1}^{d_l} \mathbb{I}(|\Delta_{l,r,c}^{(i)}| < \epsilon)$

Determine dynamic rank:

$k_l \leftarrow \lfloor d_l(1 - \gamma\Omega_l) \rfloor$

// Step 4: Reweight Optimization

for model $i \leftarrow 1$ **to** n **do**

Decompose: $[U_l^{(i)}, S_l^{(i)}, V_l^{(i)}] \leftarrow \text{SVD}(\Delta_l^{(i)})$

Compute orthogonal projections $U_{l\perp}^{(i)}$ and $V_{l\perp}^{(i)}$ via Eq.3 via Eq.4

Reweight for Outlier Weight: $S_l^{(i)} \leftarrow \alpha_l^{(i)} \cdot S_l^{(i)}$

Reweight for Rank Selection: $U_{l\perp}^{(i)} \leftarrow U_{l\perp}^{(i)}[:, :k_l]$, $V_{l\perp}^{(i)} \leftarrow V_{l\perp}^{(i)}[:, k_l:]$, $S_l^{(i)} \leftarrow S_l^{(i)}[:, k_l:k_l]$

Merge Components: $M_l \leftarrow \sum_{i=1}^n U_{l\perp}^{(i)} S_l^{(i)} V_{l\perp}^{(i)\top}$

Update the Layer for the Merged Model: $\theta_l^* \leftarrow \theta_l^0 + M_l$

layers and enforcing orthogonality through Eq. 3, we reduce overlaps between task-specific parameters, decoupling interference-prone optimization trajectories.

Overall: With the above two reweighting designs, we can reform the layer-wise weight of the final merged model of Eq. 5 to Eq.11 with highlighting the improved parts:

$$\theta_l^{\text{R-TSVM}} = \theta_l^0 + \underbrace{\sum_{i=1}^n U_{l\perp}^{(i)}[:, :k_l]}_{\text{Adaptive rank selection}} \underbrace{\left(\alpha_l^{(i)} S_l^{(i)} \right)}_{\text{Outlier-aware weighting}} \underbrace{V_{l\perp}^{(i)\top}[:, k_l:]}_{\text{Adaptive rank selection}} \quad (11)$$

More details of R-TSVM can be shown in Appendix A.

5.3. Comparison Results and Discussions

Reweighting benefits TSVM for 3H optimization in LLM alignment. Our experiments demonstrate that the reweighting mechanisms—outlier weighting and sparsity-adaptive rank selection collectively enhance TSVM’s capability for 3H optimization. As shown in Table 6 and 7, we report the average score of helpfulness, honesty, and harmless under static optimization settings. The full results on various evaluation datasets can be shown in the Appendix C.4. From the results, we can observe that integrating both outlier weight-

Table 6. Reweighting-Induced Improvements on Llama3 Under Static Optimization Settings.

Method	Helpfulness	Honesty	Harmlessness	Avg
Llama3-8B-Instruct	58.79	53.50	59.07	57.12
Hummer (best mixture)	60.35	55.60	73.21	63.05
TSVM (best merging)	59.30	56.20	78.60	64.70
R-TSVM w/o Outlier Weighting	59.52	56.20	79.45	65.06
R-TSVM w/o Rank Selection	59.45	56.80	79.05	65.10
R-TSVM	59.72	57.20	79.60	65.51

Table 7. Reweighting-Induced Improvements on Mistral Under Static Optimization Settings.

Method	Helpfulness	Honesty	Harmlessness	Avg
Mistral-7B-Instruct-v0.2	41.70	62.17	76.38	60.08
Hummer (best mixture)	42.50	62.05	78.57	61.04
TSVM (best merging)	43.02	61.10	80.88	61.67
R-TSVM w/o Outlier Weighting	42.90	61.80	81.25	61.98
R-TSVM w/o Rank Selection	43.32	61.20	81.75	62.09
R-TSVM	43.15	61.50	82.25	62.30

ing and sparsity-adaptive rank selection can collectively elevate the average score of 3H metric from 64.70 to 65.61 (Llama3) and from 61.67 to 62.30 (Mistral) on extensive evaluations. Notably, R-TSVM outperforms data mixture baselines on Mistral, achieving a higher relative 2.1 x improvement. These results validate model merging as a viable pathway for LLM alignment, particularly when balancing multi-dimensional objectives.

Discussions. Our experimental results demonstrate that the main improvement of R-TSVM comes from the honest and harmless aspects. This can reflect the decrease in conflict between them, which can be defined as inter-aspect conflict reduction. But for helpfulness, R-TSVM is still worse than data mixture methods on Llama3 and the improvement on Mistral compared with existing merging strategy is also merely. Though the initial goal of honest and harmless training is not designed for helpfulness, modern preference datasets inherently encode helpfulness as a baseline annotation, forcing the alignment process to optimize towards this dimension regardless of their primary target (honesty/harmlessness). This means every alignment vector can represent helpfulness and one or more other dimensions’ optimization directions, which may lead to conflict between alignment vectors only from the helpful dimension (e.g. code and commonsense QA abilities for LLM), which can be defined as intra-dimension conflict. This phenomenon necessitates a hierarchical conflict resolution framework to improve model merging for 3H optimization considering these two categories of conflicts simultaneously.

6. Conclusion

This paper creates the first benchmark to explore the effect of the model merging for a balanced optimization across helpfulness, harmlessness, and honesty (3H) dimensions to enhance LLMs alignment. Through extensive comparison experiments across representative data mixture and model

merging methods, we reveal a range of overlooked optimization principles and insights. Moreover, integrated with the traits of heavy-tailed parameter distribution and sparsity of LLMs, we propose a novel reweighting-based optimization to enhance the effect of the current state-of-the-art merging method. Our theoretical and experimental findings offer a promising direction for LLM alignment, advancing the development of ethically constrained language models.

Impact Statement

This paper explores model merging for 3H optimization of large language models (LLMs) during the alignment stage. Its potential impacts are contingent on how these merging methods are utilized. On the positive side, assisted by model merging techniques, achieving a better-aligned model without retraining or adjusting the data mixture ratio many times could lead to significant reductions in energy consumption, contributing to the development of green AI and achieving improved performance in resource-constrained environments. However, there is a potential negative aspect in terms of private protection, as the competitors may steal your model parameters through model merging without prior notice. However, given the technical focus of this work, there are no specific societal consequences directly stemming from it that need to be highlighted here.

References

- Ahmadian, A., Goldfarb-Tarrant, S., Ermis, B., Fadaee, M., Hooker, S., et al. Mix data or merge models? optimizing for diverse multi-task learning. *arXiv preprint arXiv:2410.10801*, 2024.
- Amballa, A., Saluru, D. S., Akkinapalli, G., Sureddy, A., and Sureddy, A. K. Safe to serve: Aligning instruction-tuned models for safety and helpfulness. *arXiv preprint arXiv:2412.00074*, 2024.
- Bai, Y., Jones, A., Ndousse, K., Askell, A., Chen, A., Das-Sarma, N., Drain, D., Fort, S., Ganguli, D., Henighan, T., et al. Training a helpful and harmless assistant with reinforcement learning from human feedback. *arXiv preprint arXiv:2204.05862*, 2022a.
- Bai, Y., Kadavath, S., Kundu, S., Askell, A., Kernion, J., Jones, A., Chen, A., Goldie, A., Mirhoseini, A., McKinnon, C., Chen, C., Olsson, C., Olah, C., Hernandez, D., Drain, D., Ganguli, D., Li, D., Tran-Johnson, E., Perez, E., Kerr, J., Mueller, J., Ladish, J., Landau, J., Ndousse, K., Lukošiušė, K., Lovitt, L., Sellitto, M., Elhage, N., Schiefer, N., Mercado, N., Dassarma, N., Lasenby, R., Larson, R., Ringer, S., Johnston, S., Kravec, S., Showk, S. E., Fort, S., Lanham, T., Telleen-Lawton, T., Conerly, T., Henighan, T., Hume, T., Bowman, S., Hatfield-Dodds, Z., Mann, B., Amodei, D., Joseph, N., McCandlish, S., Brown, T. B., and Kaplan, J. Constitutional ai: Harmlessness from ai feedback, 2022b.
- Bai, Y., Kadavath, S., Kundu, S., Askell, A., Kernion, J., Jones, A., Chen, A., Goldie, A., Mirhoseini, A., McKinnon, C., et al. Constitutional ai: Harmlessness from ai feedback. *arXiv preprint arXiv:2212.08073*, 2022c.
- Bianchi, F., Suzgun, M., Attanasio, G., Röttger, P., Jurafsky, D., Hashimoto, T., and Zou, J. Safety-tuned llamas: Lessons from improving the safety of large language models that follow instructions. *arXiv preprint arXiv:2309.07875*, 2023.
- Bradley, R. A. and Terry, M. E. Rank analysis of incomplete block designs: I. the method of paired comparisons. *Biometrika*, 39(3/4):324–345, 1952.
- Chegin, A., Kazemi, H., Mirzadeh, S. I., Yin, D., Horton, M., Nabi, M., Farajtabar, M., and Alizadeh, K. Model soup for better rlhf: Weight space averaging to improve alignment in llms. In *NeurIPS 2024 Workshop on Fine-Tuning in Modern Machine Learning: Principles and Scalability*, 2024.
- Chen, W., Song, D., and Li, B. Grath: gradual self-truthifying for large language models. *arXiv preprint arXiv:2401.12292*, 2024.
- Cui, G., Yuan, L., Ding, N., Yao, G., Zhu, W., Ni, Y., Xie, G., Liu, Z., and Sun, M. Ultrafeedback: Boosting language models with high-quality feedback, 2023.
- Cui, J., Chiang, W.-L., Stoica, I., and Hsieh, C.-J. Or-bench: An over-refusal benchmark for large language models. *arXiv preprint arXiv:2405.20947*, 2024.
- Dai, J., Pan, X., Sun, R., Ji, J., Xu, X., Liu, M., Wang, Y., and Yang, Y. Safe rlhf: Safe reinforcement learning from human feedback. *arXiv preprint arXiv:2310.12773*, 2023.
- Davari, M. and Belilovsky, E. Model breadcrumbs: Scaling multi-task model merging with sparse masks. In *European Conference on Computer Vision*, pp. 270–287. Springer, 2025.
- Deep, P. T., Bhardwaj, R., and Poria, S. Della-merging: Reducing interference in model merging through magnitude-based sampling. *arXiv preprint arXiv:2406.11617*, 2024.
- Dubey, A., Jauhri, A., Pandey, A., Kadian, A., Al-Dahle, A., Letman, A., Mathur, A., Schelten, A., Yang, A., Fan, A., et al. The llama 3 herd of models. *arXiv preprint arXiv:2407.21783*, 2024.

- Gargiulo, A. A., Crisostomi, D., Bucarelli, M. S., Scardapane, S., Silvestri, F., and Rodolà, E. Task singular vectors: Reducing task interference in model merging. *arXiv preprint arXiv:2412.00081*, 2024.
- Glaese, A., McAleese, N., Trkebac, M., Aslanides, J., Firoiu, V., Ewalds, T., Rauh, M., Weidinger, L., Chadwick, M., Thacker, P., Campbell-Gillingham, L., Uesato, J., Huang, P.-S., Comanescu, R., Yang, F., See, A., Dathathri, S., Greig, R., Chen, C., Fritz, D., Elias, J. S., Green, R., Mokar, S., Fernando, N., Wu, B., Foley, R., Young, S., Gabriel, I., Isaac, W. S., Mellor, J. F. J., Hassabis, D., Kavukcuoglu, K., Hendricks, L. A., and Irving, G. Improving alignment of dialogue agents via targeted human judgements, 2022.
- Goddard, C., Siriwardhana, S., Ehghaghi, M., Meyers, L., Karpukhin, V., Benedict, B., McQuade, M., and Solawetz, J. Arcee’s mergekit: A toolkit for merging large language models. *arXiv preprint arXiv:2403.13257*, 2024.
- Gorbatovski, A., Shaposhnikov, B., Malakhov, A., Surnachev, N., Aksenov, Y., Maksimov, I., Balagansky, N., and Gavrilov, D. Learn your reference model for real good alignment. *arXiv preprint arXiv:2404.09656*, 2024.
- Guo, Y., Cui, G., Yuan, L., Ding, N., Sun, Z., Sun, B., Chen, H., Xie, R., Zhou, J., Lin, Y., et al. Controllable preference optimization: Toward controllable multi-objective alignment. *arXiv preprint arXiv:2402.19085*, 2024.
- Hammoud, H. A. A. K., Michieli, U., Pizzati, F., Torr, P., Bibi, A., Ghanem, B., and Ozay, M. Model merging and safety alignment: One bad model spoils the bunch. *arXiv preprint arXiv:2406.14563*, 2024.
- Huang, Y., Tang, J., Feng, D., Zhang, Z., Lei, W., Lv, J., and Cohn, A. G. Dishonesty in helpful and harmless alignment. *arXiv preprint arXiv:2406.01931*, 2024.
- Ilharco, G., Ribeiro, M. T., Wortsman, M., Gururangan, S., Schmidt, L., Hajishirzi, H., and Farhadi, A. Editing models with task arithmetic. *arXiv preprint arXiv:2212.04089*, 2022.
- Jang, D.-H., Yun, S., and Han, D. Model stock: All we need is just a few fine-tuned models. In *European Conference on Computer Vision*, pp. 207–223. Springer, 2025.
- Jang, J., Kim, S., Lin, B. Y., Wang, Y., Hessel, J., Zettlemoyer, L., Hajishirzi, H., Choi, Y., and Ammanabrolu, P. Personalized soups: Personalized large language model alignment via post-hoc parameter merging. *arXiv preprint arXiv:2310.11564*, 2023.
- Ji, J., Hong, D., Zhang, B., Chen, B., Dai, J., Zheng, B., Qiu, T., Li, B., and Yang, Y. Pku-saferlhf: Towards multi-level safety alignment for llms with human preference. *arXiv preprint arXiv:2406.15513*, 2024.
- Jiang, A. Q., Sablayrolles, A., Mensch, A., Bamford, C., Chaplot, D. S., Casas, D. d. l., Bressand, F., Lengyel, G., Lample, G., Saulnier, L., et al. Mistral 7b. *arXiv preprint arXiv:2310.06825*, 2023.
- Jiang, L., Wu, Y., Xiong, J., Ruan, J., Ding, Y., Guo, Q., Wen, Z., Zhou, J., and Deng, X. Hummer: Towards limited competitive preference dataset. *arXiv preprint arXiv:2405.11647*, 2024.
- Jondurbin. Dataset. <https://huggingface.co/datasets/jondurbin/truthy-dpo-v0.1>, 2024.
- Ju, Y., Ni, Z., Xing, X., Zeng, Z., Fan, S., Zhang, Z., et al. Mitigating training imbalance in llm fine-tuning via selective parameter merging. *arXiv preprint arXiv:2410.03743*, 2024.
- Lambert, N., Morrison, J., Pyatkin, V., Huang, S., Ivison, H., Brahman, F., Miranda, L. J. V., Liu, A., Dziri, N., Lyu, S., et al. Tulu 3: Pushing frontiers in open language model post-training. *arXiv preprint arXiv:2411.15124*, 2024.
- Li, L., Dong, B., Wang, R., Hu, X., Zuo, W., Lin, D., Qiao, Y., and Shao, J. Salad-bench: A hierarchical and comprehensive safety benchmark for large language models. *arXiv preprint arXiv:2402.05044*, 2024a.
- Li, L., Dong, P., Tang, Z., Liu, X., Wang, Q., Luo, W., Xue, W., Liu, Q., Chu, X., and Guo, Y. Discovering sparsity allocation for layer-wise pruning of large language models. In *The Thirty-eighth Annual Conference on Neural Information Processing Systems*, 2024b.
- Li, P., Yin, L., Gao, X., and Liu, S. Owlcore: Outlier-weighted layerwise sampled low-rank projection for memory-efficient llm fine-tuning. *arXiv preprint arXiv:2405.18380*, 2024c.
- Lin, T.-H., Li, C.-A., Lee, H.-y., and Chen, Y.-N. Dogerm: Equipping reward models with domain knowledge through model merging. *arXiv preprint arXiv:2407.01470*, 2024a.
- Lin, Y., Tan, L., Lin, H., Zheng, Z., Pi, R., Zhang, J., Diao, S., Wang, H., Zhao, H., Yao, Y., et al. Speciality vs generality: An empirical study on catastrophic forgetting in fine-tuning foundation models. *arXiv preprint arXiv:2309.06256*, 2023.
- Lin, Y., Lin, H., Xiong, W., Diao, S., Liu, J., Zhang, J., Pan, R., Wang, H., Hu, W., Zhang, H., et al. Mitigating the alignment tax of rlhf. In *Proceedings of the 2024 Conference on Empirical Methods in Natural Language Processing*, pp. 580–606, 2024b.

- Liu, J., Xia, C. S., Wang, Y., and Zhang, L. Is your code generated by chatgpt really correct? rigorous evaluation of large language models for code generation. *Advances in Neural Information Processing Systems*, 36, 2024.
- Liu, S., James, S., Davison, A. J., and Johns, E. Auto-lambda: Disentangling dynamic task relationships. *arXiv preprint arXiv:2202.03091*, 2022.
- Lu, K., Yu, B., Huang, F., Fan, Y., Lin, R., and Zhou, C. Online merging optimizers for boosting rewards and mitigating tax in alignment. *arXiv preprint arXiv:2405.17931*, 2024.
- Meng, Y., Xia, M., and Chen, D. Simpo: Simple preference optimization with a reference-free reward. *arXiv preprint arXiv:2405.14734*, 2024.
- Ouyang, L., Wu, J., Jiang, X., Almeida, D., Wainwright, C., Mishkin, P., Zhang, C., Agarwal, S., Slama, K., Ray, A., et al. Training language models to follow instructions with human feedback. *Advances in Neural Information Processing Systems*, 35:27730–27744, 2022.
- Rafailov, R., Sharma, A., Mitchell, E., Manning, C. D., Ermon, S., and Finn, C. Direct preference optimization: Your language model is secretly a reward model. *Advances in Neural Information Processing Systems*, 36, 2024.
- Rame, A., Couairon, G., Dancette, C., Gaya, J.-B., Shukor, M., Soulier, L., and Cord, M. Rewarded soups: towards pareto-optimal alignment by interpolating weights fine-tuned on diverse rewards. *Advances in Neural Information Processing Systems*, 36, 2024.
- Ramé, A., Ferret, J., Vieillard, N., Dadashi, R., Hussenot, L., Cedoz, P.-L., Sessa, P. G., Girgin, S., Douillard, A., and Bachem, O. Warp: On the benefits of weight averaged rewarded policies. *arXiv preprint arXiv:2406.16768*, 2024a.
- Ramé, A., Vieillard, N., Hussenot, L., Dadashi, R., Cideron, G., Bachem, O., and Ferret, J. Warm: On the benefits of weight averaged reward models. *arXiv preprint arXiv:2401.12187*, 2024b.
- Sener, O. and Koltun, V. Multi-task learning as multi-objective optimization. *Advances in neural information processing systems*, 31, 2018.
- Sonkar, S., Ni, K., Chaudhary, S., and Baraniuk, R. G. Pedagogical alignment of large language models. *arXiv preprint arXiv:2402.05000*, 2024.
- Stoica, G., Ramesh, P., Ecsedi, B., Choshen, L., and Hoffman, J. Model merging with svd to tie the knots. *arXiv preprint arXiv:2410.19735*, 2024.
- Tang, A., Shen, L., Luo, Y., Hu, H., Du, B., and Tao, D. Fusionbench: A comprehensive benchmark of deep model fusion. *arXiv preprint arXiv:2406.03280*, 2024a.
- Tang, A., Shen, L., Luo, Y., Xie, S., Hu, H., Zhang, L., Du, B., and Tao, D. Smile: Zero-shot sparse mixture of low-rank experts construction from pre-trained foundation models. *arXiv preprint arXiv:2408.10174*, 2024b.
- Tekin, S. F., Ilhan, F., Huang, T., Hu, S., Yahn, Z., and Liu, L. H3 fusion: Helpful, harmless, honest fusion of aligned llms. *arXiv preprint arXiv:2411.17792*, 2024.
- Thakkar, M., More, Y., Fournier, Q., Riemer, M., Chen, P.-Y., Zouaq, A., Das, P., and Chandar, S. Combining domain and alignment vectors to achieve better knowledge-safety trade-offs in llms. *arXiv preprint arXiv:2411.06824*, 2024.
- Touvron, H., Martin, L., Stone, K., Albert, P., Almahairi, A., Babaei, Y., Bashlykov, N., Batra, S., Bhargava, P., Bhosale, S., et al. Llama 2: Open foundation and fine-tuned chat models. *arXiv preprint arXiv:2307.09288*, 2023.
- Wan, F., Huang, X., Cai, D., Quan, X., Bi, W., and Shi, S. Knowledge fusion of large language models. *arXiv preprint arXiv:2401.10491*, 2024.
- Wang, H., Lin, Y., Xiong, W., Yang, R., Diao, S., Qiu, S., Zhao, H., and Zhang, T. Arithmetic control of llms for diverse user preferences: Directional preference alignment with multi-objective rewards. *arXiv preprint arXiv:2402.18571*, 2024a.
- Wang, H., Xiong, W., Xie, T., Zhao, H., and Zhang, T. Interpretable preferences via multi-objective reward modeling and mixture-of-experts. *arXiv preprint arXiv:2406.12845*, 2024b.
- Wang, Z., Dong, Y., Zeng, J., Adams, V., Sreedhar, M. N., Egert, D., Delalleau, O., Scowcroft, J. P., Kant, N., Swope, A., et al. Helpsteer: Multi-attribute helpfulness dataset for steerlm. *arXiv preprint arXiv:2311.09528*, 2023.
- Wortsman, M., Ilharco, G., Gadre, S. Y., Roelofs, R., Gontijo-Lopes, R., Morcos, A. S., Namkoong, H., Farhadi, A., Carmon, Y., Kornblith, S., et al. Model soups: averaging weights of multiple fine-tuned models improves accuracy without increasing inference time. In *International conference on machine learning*, pp. 23965–23998. PMLR, 2022.
- Wu, Z., Hu, Y., Shi, W., Dziri, N., Suhr, A., Ammanabrolu, P., Smith, N. A., Ostendorf, M., and Hajishirzi, H. Fine-grained human feedback gives better rewards for language model training. *Advances in Neural Information Processing Systems*, 36:59008–59033, 2023.

- Yadav, P., Tam, D., Choshen, L., Raffel, C. A., and Bansal, M. Ties-merging: Resolving interference when merging models. *Advances in Neural Information Processing Systems*, 36, 2024.
- Yang, E., Shen, L., Guo, G., Wang, X., Cao, X., Zhang, J., and Tao, D. Model merging in llms, mllms, and beyond: Methods, theories, applications and opportunities. *arXiv preprint arXiv:2408.07666*, 2024a.
- Yang, S., Su, J., Jiang, H., Li, M., Cheng, K., Ali, M. A., Hu, L., and Wang, D. Dialectical alignment: Resolving the tension of 3h and security threats of llms. *arXiv preprint arXiv:2404.00486*, 2024b.
- Yang, Z., Wan, F., Zhong, L., Shi, T., and Quan, X. Weighted-reward preference optimization for implicit model fusion. *arXiv preprint arXiv:2412.03187*, 2024c.
- Yi, X., Zheng, S., Wang, L., Wang, X., and He, L. A safety realignment framework via subspace-oriented model fusion for large language models. *arXiv preprint arXiv:2405.09055*, 2024.
- Yu, L., Yu, B., Yu, H., Huang, F., and Li, Y. Language models are super mario: Absorbing abilities from homologous models as a free lunch. In *Forty-first International Conference on Machine Learning*, 2024a.
- Yu, X., Wu, Q., Li, Y., and Yu, Z. Lions: An empirically optimized approach to align language models. *arXiv preprint arXiv:2407.06542*, 2024b.
- Zhao, W., Hu, Y., Li, Z., Deng, Y., Zhao, Y., Qin, B., and Chua, T.-S. Towards comprehensive and efficient post safety alignment of large language models via safety patching. *arXiv preprint arXiv:2405.13820*, 2024a.
- Zhao, Z., Gan, L., Wang, G., Zhou, W., Yang, H., Kuang, K., and Wu, F. Loraretriever: Input-aware lora retrieval and composition for mixed tasks in the wild. *arXiv preprint arXiv:2402.09997*, 2024b.
- Zhao, Z., Shen, T., Zhu, D., Li, Z., Su, J., Wang, X., Kuang, K., and Wu, F. Merging loras like playing lego: Pushing the modularity of lora to extremes through rank-wise clustering. *arXiv preprint arXiv:2409.16167*, 2024c.
- Zheng, L., Chiang, W.-L., Sheng, Y., Zhuang, S., Wu, Z., Zhuang, Y., Lin, Z., Li, Z., Li, D., Xing, E., et al. Judging llm-as-a-judge with mt-bench and chatbot arena. *Advances in Neural Information Processing Systems*, 36: 46595–46623, 2023.
- Zheng, S. and Wang, H. Free-merging: Fourier transform for model merging with lightweight experts. *arXiv preprint arXiv:2411.16815*, 2024.
- Zheng, Y., Zhang, R., Zhang, J., Ye, Y., Luo, Z., Feng, Z., and Ma, Y. Llamafactory: Unified efficient fine-tuning of 100+ language models. *arXiv preprint arXiv:2403.13372*, 2024.
- Zhong, Y., Ma, C., Zhang, X., Yang, Z., Chen, H., Zhang, Q., Qi, S., and Yang, Y. Panacea: Pareto alignment via preference adaptation for llms. *arXiv preprint arXiv:2402.02030*, 2024.
- Zhou, Y., Karamanolakis, G., Soto, V., Rumshisky, A., Kulkarni, M., Huang, F., Ai, W., and Lu, J. Mergeme: Model merging techniques for homogeneous and heterogeneous moes. *arXiv preprint arXiv:2502.00997*, 2025.
- Zhu, D., Sun, Z., Li, Z., Shen, T., Yan, K., Ding, S., Kuang, K., and Wu, C. Model tailor: Mitigating catastrophic forgetting in multi-modal large language models. *ICML 2024*, 2024a.
- Zhu, Z., Yang, Y., and Sun, Z. Halueval-wild: Evaluating hallucinations of language models in the wild. *arXiv preprint arXiv:2403.04307*, 2024b.

The appendix is structured into multiple sections, each offering supplementary information and further clarification on topics discussed in the main body of the manuscript.

A More Details for Method	13
A.1 More Details for Outlier-aware Weighting	13
A.2 More Details for the Reasonability of R-TSVM	14
A.3 Order of Orthogonalization and Rank Truncation/Selection	14
B More Details for Related Work	14
B.1 Discussion with the Alignment Tax.	14
B.2 Discussion with the MOE-Based Merging Methods (e.g. H3 fusion).	15
C More Details for Experiments	15
C.1 The Training Details for Model Constructions and Baselines	15
C.2 The Evaluation Details for the Judged Models	16
C.3 More Experiments under the Continual DPO Training Settings	16
C.4 The detailed results of Reweighting-based optimization.	16
C.5 Hyper-Parameter Analysis to Sparsity	16

A. More Details for Method

A.1. More Details for Outlier-aware Weighting

Interpretation of Dual Objectives for outlier weighting The mathematical framework achieves cross-model consensus and intra-model saliency through its hierarchical thresholding mechanism:

(i) **Cross-Model Consensus:** The denominator in Eq. (3) normalizes each model’s contribution by the total sparse outlier magnitude across all n models:

$$\sum_{j=1}^n \sum_{c=1}^{d_l} \|\text{THRESHOLD}(\Delta_{l,c}^{(j)}, \mu_c^{(j)} + 3\sigma_c^{(j)})\|_1 \quad (12)$$

This forces models with greater sparse deviation magnitudes (potential task conflicts) to receive proportionally reduced aggregation weights $\alpha_l^{(i)}$, effectively suppressing outlier-dominated models in the merged output.

(ii) **Intra-Model Saliency:** The 3σ threshold in $\text{THRESHOLD}(\Delta_{l,c}^{(i)}, \mu_c^{(i)} + 3\sigma_c^{(i)})$ implements statistical outlier detection within each model’s parameter distribution. For Gaussian-distributed $\Delta_{l,c,k}^{(i)}$ (per Central Limit Theorem), this retains only the top 0.3% extreme deviations that likely correspond to:

- Task-specific knowledge carriers ($\Delta > \mu + 3\sigma$)
- Catastrophic interference sources ($\Delta < \mu - 3\sigma$)

The L_1 norm aggregation $\sum_{c=1}^{d_l} \|\cdot\|_1$ then amplifies layers containing concentrated outlier parameters.

Synergistic Effect: The normalization in (i) prevents any single model’s outliers from dominating the merger, while the saliency detection in (ii) preserves critical task-specific features within each model. This dual mechanism reduces interference by selectively blending statistically significant parameters across models.

A.2. More Details for the Reasonability of R-TSVM

Building on TSVM’s theoretical framework, our method provides enhanced guarantees through statistical awareness and adaptive computation.

Conflict Probability Bound Let $p_{\text{conflict}}^{(l)}$ denote the probability of directional conflicts in layer l . Our rank adaptation yields as follows. We can observe that, compared to TSVM’s fixed $\frac{1}{\sqrt{d_l}}$, our bound adapts to layer sparsity.

$$\mathbb{E}[p_{\text{conflict}}^{(l)}] \leq \frac{1}{\sqrt{k_l}} \propto \frac{1}{\sqrt{d_l(1 - \gamma_{s_l})}} \quad (13)$$

Weight Concentration The 3σ thresholding induces weight concentration on critical parameters. For any layer l :

$$\frac{\mathbb{V}[w_l^{(i)}]}{\mathbb{E}[w_l^{(i)}]^2} \leq \frac{1}{\|\mathcal{T}_{3\sigma}(\tau_l^{(i)})\|_0} \quad (14)$$

This variance-to-mean ratio decreases as outliers become sparser, stabilizing training.

Table 8. Theoretical Comparison between our reweight optimization and TSVM.

Property	TSVM	R-TSVM
Layer adaptivity	×	✓
Sparsity awareness	×	✓
Conflict bound	$O(d^{-1/2})$	$O(d^{-1/2}(1-\gamma_s)^{-1/2})$
Weight concentration	Uniform	Heavy-tailed
Comp. complexity	$O(d^3)$	$O(kd^2)$

A.3. Order of Orthogonalization and Rank Truncation/Selection

A critical design choice in our R-TSVM algorithm lies in the sequential relationship between orthogonalization (Eq. 3-4) and rank truncation (Eq. 10). Through theoretical analysis and empirical validation, we establish that **orthogonalization should precede truncation** to ensure optimal subspace alignment and information preservation. This ordering stems from three fundamental considerations: **Global Orthogonality Constraints**: The orthogonal projection in Eq. 3 minimizes the Frobenius norm difference $\|U_{l\perp} - U_l\|_F$ under strict orthogonality constraints. Performing this projection *before* truncation preserves the complete singular vector structure, enabling accurate modeling of cross-task interference patterns. Early truncation would discard directional components essential for constructing the orthogonal basis, particularly when task-specific updates exhibit heterogeneous rank distributions.

Dynamic Rank Adaptation: Our sparsity-adaptive rank selection (Eq. 10) requires layer-wise sparsity measurement Ω_l , computed from the full parameter deviation matrix $\Delta_l^{(i)}$. Truncating $\Delta_l^{(i)}$ prematurely would bias Ω_l by excluding contributions from low-magnitude parameters, thereby undermining the adaptive rank calculation. As shown in Algorithm 1, orthogonalization (Step 4) utilizes the full-rank SVD decomposition to maintain statistical fidelity.

Outlier Weighting Integrity: The outlier-aware weighting mechanism (Eq. 6) operates on the complete parameter deviation matrix to identify statistically significant updates. Truncation prior to outlier detection would risk eliminating subtle yet critical features masked within lower-rank components, particularly in layers with heavy-tailed parameter distributions.

B. More Details for Related Work

B.1. Discussion with the Alignment Tax.

We would like to further clarify the main difference between 3H trade-off and previously defined alignment tax (Lin et al., 2024b; Lu et al., 2024). In general, the alignment tax describes the phenomenon of RLHF training leading to *the forgetting of pre-trained abilities during the first alignment stage*. However, as shown in Figure 2, we mainly focus on how can we further *enhance the 3H-related abilities of the existing already-aligned model during the second or subsequent stages*. The

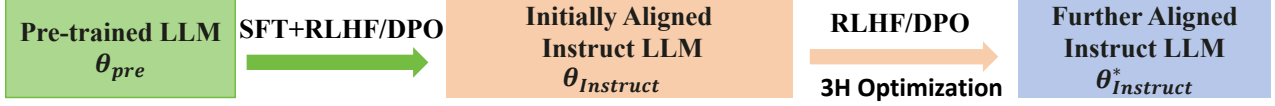


Figure 2. Illustration of Training Stage of 3H Optimization, which aims to further enhance LLMs alignment from three perspectives based on the existing Initially Aligned LLMs.

trade-off mainly comes from the conflict of different alignment objects without dealing with the pre-trained knowledge. Take the Llama3 series for example, alignment tax mainly analyzes the pre-trained ability degradation on the SFT version of the Base LLM (e.g. train the Llama-3-8B on the Ultrachat) while performing DPO training, which refers to the **green arrow** of the Figure 2. However, in this paper, we mainly focus on how can we further enhance the 3H-related abilities of the existing already aligned model (e.g. Llama3-8B-Instruct) during the second or subsequent alignment stages (**orange arrow** of the Figure 2), which can meet more strict demands for specific applications.

B.2. Discussion with the MOE-Based Merging Methods (e.g. H3 fusion).

To further distinguish our work from previous ones and strengthen our contribution, we provide more detailed discussions about the MOE-Based Merging methods (Zhao et al., 2024b;c; Zhou et al., 2025). Specifically, most of MOE-based merging works, such as SMILES (Tang et al., 2024b), Free-Merging (Zheng & Wang, 2024), and Twin-Merging (Zheng & Wang, 2024), aim to balance the performance and deployment costs through modular expertise identification and integration adapted to the input data, which is not designed for our setting about 3H optimization in LLM alignment.

Recently, we have noticed a concurrent MOE-fusion work called H3 fusion (Tekin et al., 2024) related to our theme. It includes three main steps:(i) Adopt the instruction tuning and summarization fusion as two modern ensemble learning in the context of helpful-harmless-honest (H3) alignment (ii) **Merge** the aligned model weights with an expert router **according to the type of input** instruction and dynamically select a subset of experts. (iii) Utilize the gating loss and regularization terms to enhance performance. But our work mainly focuses on how can we address the conflict issued for 3H optimization to construct a multi-object aligned LLM rather than dynamically adapted to the input data. Simultaneously, considering that the constraints of data availability and data leak will limit the generalization of existing merging methods for LLMs, in the paper we mainly adopt the well-known and latest **training- free and data-free** merging strategies for dense LLM, while H3 fusion needs the data for training and only utilizes the merging techniques for efficiently adapting to the input data. Thus, **H3 fusion is indeed different from our work from the perspective of problem and technique contributions.**

C. More Details for Experiments

C.1. The Training Details for Model Constructions and Baselines

Training hyperparameters for model constructions: following SimPO (Meng et al., 2024), based on Llama-3-8B-Instruct and Mistral-7B-Instruct-V2, we conduct preference optimization adopting the fixed batch size 128 for 1 epoch training with the Adam optimizer. We set the max sequence length to 4096 and apply a cosine learning rate schedule with 10 percent warmup steps for each dataset. Specially, we adjust $\beta \in [0.1, 0.5, 1.0, 2.0]$ and learning rate $lr \in [3e-7, 5e-7]$ for model constructions and report the best individual training models corresponding to different annotation dimensions.

The Implementation of Baselines: For Heuristic data mixture methods, we control the ratio between Honesty&Harmlessness and Helpfulness to 1/5,1/10 and 1/20 by default and report the best average score (usually 1/10 according to our experiments). For ArmoRM, we follow the process of SimPO (Meng et al., 2024) to achieve refined full mixture data. For hummer (Jiang et al., 2024), we refine the alignment dimension conflict (ADC) among preference datasets leveraging the powerful ability of AI feedback(e.g. GPT4) as the paper stated. For the full mixture datasets of Table 1, we control the ADC lower than 20 percent.

Computation environment: All of our experiments in this paper were conducted on 16×A100 GPUs based on the LLaMA-Factory (Zheng et al., 2024), MergeKit (Goddard et al., 2024) and fusion_bench (Tang et al., 2024a).

Reproducibility: We have made significant efforts to ensure the reproducibility of our work. Upon acceptance, we will release all of the trained models and the complete training and testing code to facilitate the full reproducibility of our results. We are committed to advancing this work and will provide updates on its accessibility in the future.

C.2. The Evaluation Details for the Judged Models

We provide detailed descriptions for the evaluation that needs the judged models. For MT-Bench, we report scores following its evaluation protocol to grade single answers from 1 to 10 scores assisted by GPT4. For HaluEval-Wild, given prompts to our trained model, we utilize the judged model to check whether the output of our trained model is a hallucination or not and then calculate the no hallucination rate. Similarly, we utilize the prompts from SaladBench and OR-Bench to instruct our trained models and then let the judged models check whether the replies of our trained models are safe/unsafe or refusal/answer. Based on the check results, we can naturally calculate the safe score and refusal score by counting all results. The detailed descriptions of the evaluation can be shown in Table 9. More details can be shown in the original paper.

Table 9. Evaluation details corresponding judge models, scoring types, and metrics.

Evaluation Datasets	Examples	Judge Models	Scoring Type	Metrics
MT-Bench (Zheng et al., 2023)	80	GPT-4	Single Answer Grade	Rating of 1-10
HaluEval-Wild (Zhu et al., 2024b)	500	GPT4	Classify & Calculate Ratio	Rating of 0-100
SaladBench (Li et al., 2024a)	1817	MD-Judge-V0.2	Classify & Calculate Ratio	Rating of 0-100
OR-Bench (Cui et al., 2024)	1319	GPT4-o	Classify & Calculate Ratio	Rating of 0-100

C.3. More Experiments under the Continual DPO Training Settings

As shown in Table 10, we provide additional results under the continual training settings. Through comparison results between different training stages, we can observe the honesty, helpfulness, and harmlessness of LLMs are interactively enhanced due to forgetting during continual training. Moreover, model merging methods can achieve comparable results to these continual training methods without the need to consider the optimized status at a specific training stage. In other words, model merging paves a new way for continual DPO training, advocating training multiple models from the same start point and then merging them, rather than continually optimizing the model from the previous optimization.

C.4. The detailed results of Reweighting-based optimization.

Due to the page limit in the main content, we provide the detailed results of Reweighting-based optimization over TSVM to further verify its effectiveness for 3H optimization in LLM alignment.

C.5. Hyper-Parameter Analysis to Sparsity

The sparsity-based strategy is closely related to the merging effect. As shown in Table 3 and Table 4, apart from the SVD-based methods, the most effective merging methods are DARE and DELLA, both of which depend on random sparsification as shown in Table 2. However, we conduct extended studies to check the robustness and stability concerning random seed and sparsity factors. As shown in Figure 3 and Figure 4, we can observe that R-TSVM can achieve better and more robust results than previous random sparsification-based methods, further verifying the effectiveness of our methods.

Table 10. 3H Results on Mistral Under Continuous Optimization Setting where we sequentially perform DPO training using data with annotations about Helpfulness&Honesty (Stage1), Helpfulness&Harmlessness (Stage2) and Helpful (Stage3). For merging methods, we highlight the best score in bold and the second score with underlining.

Methods	Helpfulness							Honesty	Harmlessness		Helpful_Avg	Honest_Avg	Harmless_Avg	AVG	
	Math	GSM8K	ARC-E	ARC-C	MMLU	MBPP_Plus	HumanEval_Plus	MT-Bench	HaluEval_Wild	Salad_Bench(†)					OR-Bench(†)
Mistral-7B-Instruct-V2	9.54	46.17	82.36	72.88	59.97	26.46	28.66	7.55	62.17	78.07	74.68	41.70	62.17	76.38	60.08
Continual DPO Training Stage1	8.76	43.14	82.01	74.92	59.78	25.93	27.33	7.59	61.33	78.74	77.23	41.18	61.33	77.99	60.17
Continual DPO Training Stage2	9.26	36.16	82.54	75.59	60.38	29.88	33.33	7.86	56.40	82.76	78.54	41.88	56.40	80.65	59.64
Continual DPO Training Stage3	9.60	40.49	82.54	77.29	60.51	26.25	34.15	7.46	57.40	80.77	83.16	42.29	57.40	81.97	60.52
Weight Average	10.04	45.72	82.36	75.25	61.03	26.46	31.71	7.56	59.20	78.02	81.43	42.52	59.20	79.73	60.48
Rewarded Soup	9.72	46.02	82.19	75.25	61.03	26.46	32.93	7.61	58.60	77.94	81.34	42.65	58.60	79.64	60.30
Model Stock	9.74	47.69	82.36	73.56	59.77	24.87	27.44	7.68	61.00	78.51	76.44	41.64	61.00	77.48	60.04
Task Arithmetic	9.76	43.06	82.54	75.93	61.27	25.66	32.93	7.46	57.80	78.32	82.35	42.33	57.80	80.34	60.15
Ties	10.48	41.55	84.66	76.27	61.60	26.19	30.49	7.46	53.80	78.99	85.43	42.34	53.80	82.21	59.45
DARE	10.40	42.99	85.36	75.93	61.54	24.60	33.54	7.54	56.00	78.81	85.21	42.74	56.00	82.01	60.25
DARE Ties	10.28	42.00	85.01	76.27	61.61	27.25	32.32	7.43	53.00	79.17	86.50	42.77	53.00	82.84	59.54
DELLA	10.18	43.14	84.83	75.25	61.46	26.46	31.71	7.58	55.25	79.35	86.04	42.58	55.25	82.70	60.18
DELLA Ties	10.50	40.18	85.89	77.97	61.37	30.16	30.48	7.30	54.80	79.90	87.49	42.98	54.80	83.70	60.49
Breadcrumbs	10.56	42.53	84.83	75.59	64.50	24.60	32.32	7.53	52.40	79.42	84.34	42.81	52.40	81.88	59.03
Breadcrumbs Ties	10.54	42.46	84.66	76.95	61.47	26.72	29.88	7.45	53.40	79.80	84.57	42.52	53.40	82.19	59.37
TSVM	10.52	41.25	85.28	77.21	61.57	29.22	30.48	7.55	54.95	79.90	87.49	42.89	54.95	83.70	60.51

Table 11. The detailed 3H Results on Llama3 Under Static Optimization Setting adopting our proposed reweighting-based optimization.

Methods	Helpfulness								Honesty	Harmlessness		Helpful_Avg	Honest_Avg	Harmless_Avg	AVG
	Math	GSM8K	ARC-E	ARC-C	MMLU	MBPP_Plus	HumanEval_Plus	MT-Bench	HaluEval_Wild	SaladBench	OR-Bench				
llama3-8B-Instruct	28.08	78.09	93.65	82.03	68.20	58.99	53.05	8.25	53.50	91.16	26.97	58.79	53.50	59.07	57.12
Hummer (best mixture training)	29.41	78.95	93.65	82.69	68.59	60.41	58.15	8.58	55.60	92.10	50.11	60.35	55.60	73.21	63.05
TSVM (best merging)	29.92	77.63	93.12	82.17	68.51	59.26	55.49	8.29	56.20	89.43	67.76	59.30	56.20	78.60	64.70
R-TSVM (ours)	29.89	78.89	93.65	82.37	68.51	59.56	56.63	8.29	57.20	89.92	69.27	59.72	57.20	79.60	65.51

Table 12. The detailed 3H Results on Mistral Under Static Optimization Setting adopting our proposed reweighting-based optimization.

Methods	Helpfulness								Honesty	Harmlessness		Helpful-Avg	Honest-Avg	Harmless-Avg	AVG
	Math	GSM8K	ARC-E	ARC-C	MMLU	MBPP-Plus	HumanEval-Plus	MT-Bench	HaluEval-Wild	Salad-Bench	OR-Bench				
Mistral-7B-Instruct-v0.2	9.54	46.17	82.36	72.88	59.97	26.46	28.66	7.55	62.17	78.07	74.68	41.70	62.17	76.38	60.08
Hummer (best mixture training)	9.79	44.50	83.72	74.89	60.53	25.85	33.15	7.56	62.05	81.85	75.28	42.50	62.05	78.57	61.04
TSVM (best merging)	10.40	44.88	84.29	75.24	60.87	28.50	32.32	7.65	61.10	83.25	78.51	43.02	61.10	80.88	61.67
R-TSVM (ours)	10.44	45.00	84.35	75.79	60.87	28.50	32.52	7.71	61.50	84.25	80.25	43.15	61.50	82.25	62.30

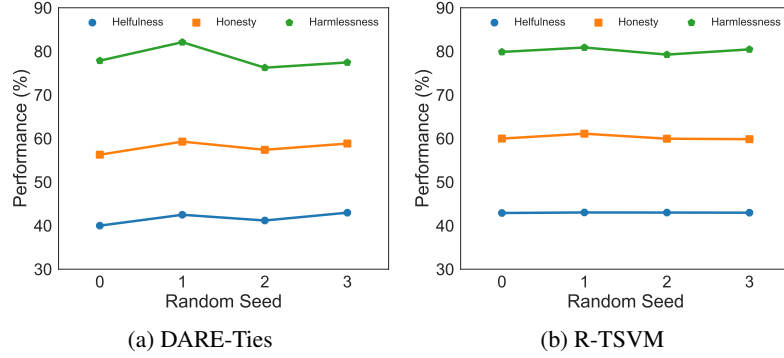


Figure 3. Comparisons between the random sparsification strategy (e.g.DARE-Ties) and SVD-based strategy (R-TSVM) on Mistral under static optimization settings adopting different seeds. R-TSVM can achieve more stable results than random sparsification methods.

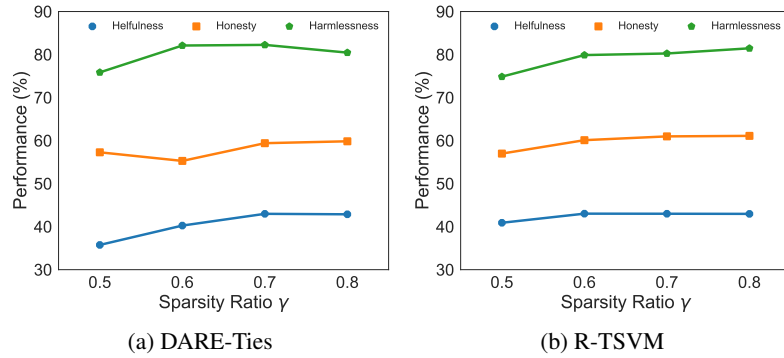


Figure 4. Parameter sensitive analysis concerning sparsity factor for model merging methods on Mistral under static optimization settings.