

Flat-Band Driven Kondo Breakdown and Reentrant Effects in Heavy-Fermion Moiré Superlattices

Fabian Eickhoff,¹ Jian-Xin Zhu,^{2,3} and Benedikt Fauseweh^{1,4}

¹*Institute of Software Technology, German Aerospace Center, 51147 Cologne, Germany**

²*Theoretical Division, Los Alamos National Laboratory, Los Alamos, New Mexico 87545, USA*

³*Center for Integrated Nanotechnologies, Los Alamos National Laboratory, Los Alamos, New Mexico 87545, USA[†]*

⁴*Department of Physics, Condensed Matter Theory,
TU Dortmund University, 44221 Dortmund, Germany[‡]*

(Dated: June 8, 2026)

Moiré superlattices (MSL) in van der Waals heterostructures have demonstrated their incredible power in driving emergent electronic phenomena, some of which are reminiscent of those usually only observed in bulk strongly correlated quantum materials. With the recent discovery of van der Waals f -electron materials, the design of novel MSLs of intrinsic strong correlation is now within the reach. Here we study the novel electron phases of two-dimensional heavy-fermion MSL with increasingly diluted f -electron local moments. By applying dynamical mean field theory with numerical renormalization group as an impurity solver, we demonstrate the appearance of a new energy scale and a re-entrant Kondo breakdown in connection with the emergence of a flat band in the system. We further compare our numerical findings with predictions derived from the Lieb-Mattis theorem and show the necessity of the new energy scale to consistently reconcile the predictions with the conventional single-impurity limit for exceedingly large unit cells.

I. INTRODUCTION

The study of heavy fermion materials has captivated researchers for decades due to their rich and complex physical properties, which arise from the interplay between localized f -electron states and itinerant conduction electrons [1]. These materials exhibit a variety of intriguing phenomena, including unconventional superconductivity, quantum criticality, and non-Fermi liquid behavior [2–7]. Central to this complexity is the Kondo effect [8, 9], where a magnetic impurity in a metal is screened by conduction electrons at the Kondo temperature T_K , setting the scale for universality in thermodynamic and transport properties. In the heavy fermion community, the two energy scales, T_0^{loc} and T_0^{glob} , and their relationship are heavily discussed.[10, 11] These scales set the onset of single-site Kondo screening at $T = T_0^{\text{loc}} \approx T_K$ and the onset of lattice coherence at $T = T_0^{\text{glob}}$.

So far, these novel properties have been tuned mainly by such conventional nonthermal parameters as pressure, chemical doping, and magnetic field, in heavy fermion systems, in which the density of states of a wide conduction electron band is mostly featureless at the Fermi energy [12]. In recent years, the Moiré superlattice (MSL) in graphene and other van der Waals (vdW) materials, has triggered tremendous theoretical and experimental interest, where novel electronic properties such as the Hofstadter Butterfly [13–17], Brown-Zak oscillations [13–18], superconductivity [19–21], and Mott-like insulating

state [20, 22, 23] have been achieved. In these systems, the competition between the electron kinetic energy and the Coulomb repulsion is tuned by a significant increase of the real space length scale by twisting 2D vdW materials. We note that MSLs can arise from either construction of periodic patterns in the mismatched two sublattices due to twisting or lattice mismatch, or periodic deposition of adatoms with scanning tunneling microscopy [24]. Recent prediction [25] and experimental realization [26] of the intrinsic vdW heavy-fermion systems as well as synthetic Moiré Kondo lattices [27–29] open up fundamentally new perspective to study quantum criticality and emergent phenomena.

In this article, we analyze the heavy fermion physics in a real-space Moiré superlattice in two fashions: i) by introducing a twist-angle between the itinerant conduction band sites and the correlated f -electrons and ii) by systematically depleting the correlated f -electron sites, effectively increasing the unit cell of the MSL. By employing a periodic Anderson lattice model (PAM) with periodically diluted f orbitals and solving the problem within dynamical mean field theory (DMFT) [30, 31], we discover the flat conduction band arising in such a heavy-fermion MSL causes a dramatic impact on the Kondo and coherence scale. Most strikingly, our study reveals the existence of a third low-energy scale, T_{Re} , which lies between T_0^{loc} and T_0^{glob} . This scale represents the temperature at which Kondo correlations originating from local screening at $T \approx T_0^{\text{loc}}$ induce another magnetic moment that is spatially spread within the unit cell. The underlying mechanism connects with recently discussed reentrant Kondo physics within a specific single impurity model [32, 33], generated through a long wavelength interference scattering through the Moiré unit cell. By systematically varying the spatial separation of the correlated orbitals or the twist angle and analyzing the re-

* fabian.eickhoff@dlr.de

† jxzhou@lanl.gov

‡ benedikt.fauseweh@tu-dortmund.de

sulting spectral functions and magnetic properties, we demonstrate the intricate interplay between local and global screening processes. Our findings suggest that the second-stage Kondo temperature T_0^{glob} can be exponentially suppressed, particularly at high-symmetry points where the Lieb-Mattis theorem predicts a finite ground state spin component. We argue that the existence of T_{Re} is necessary to consistently bridge these predictions with well-established properties of the single impurity limit for well-isolated correlated orbitals. We study the dependence of the low-energy temperature scales on the model parameters in the presence and absence of particle-hole symmetry and numerically extract the characteristic length scale of the Kondo cloud.

II. MODEL AND METHOD

We investigate the periodic Anderson model (PAM) on a MSL by diluting periodically the correlated f -orbital sites. The model, schematically depicted in Fig. 1, is described by the Hamiltonian:

$$H = H^c + H^f + H^{\text{hyb}}. \quad (1)$$

The components of this Hamiltonian describe various aspects of the system: the non-interacting bands denoted as H^c , the local interacting f -orbitals as H^f , and the hybridization term as H^{hyb} . The real-space representation of the Hamiltonian is given by:

$$H^c = \sum_{i,j,\sigma} [t_{ij} c_{i\sigma}^\dagger c_{j\sigma} + \text{h.c.}], \quad (2)$$

$$H^f = \sum_{l,\sigma} [\epsilon^f n_{l\sigma}^f + \frac{U}{2} n_{l\sigma}^f n_{l\bar{\sigma}}^f], \quad (3)$$

$$H^{\text{hyb}} = \sum_{l,\sigma} [V f_{l\sigma}^\dagger c_{l\sigma} + \text{h.c.}], \quad (4)$$

where $n_{l\sigma}^f = f_{l\sigma}^\dagger f_{l\sigma}$. The creation and annihilation operators $c_{i\sigma}^\dagger$ ($c_{i\sigma}$) generate (annihilate) electrons with spin σ at the non-interacting c -orbital at the real-space lattice site i , while $f_{l\sigma}^\dagger$ ($f_{l\sigma}$) create (annihilate) an electron with spin σ in the correlated f -orbital at site l . The tunneling amplitude between c -orbitals i and j is denoted as t_{ij} , where we define $\epsilon^c = t_{ii}$. The Coulomb interaction strength of the f -orbitals is represented by U , and both subsystems hybridize locally with strength V . In our MSL model, the correlated f -orbital sites are not present at every lattice site. This effectively enlarges the unit cell of the Hamiltonian, resulting in a greater total number of c -orbital sites compared to f -orbital sites ($N_c > N_f$). As illustrated in Fig. 1(a) and (b), we assume that the lattice structures of the c - and f -subsystems are identical. However, the spacing between the two types of orbitals may differ, with $\Delta R^c = a \leq \Delta R^f$. Additionally, the unit vectors of the respective lattices might be rotated relative to each other by a twist angle ϕ . In this work we focus on

a square lattice in two dimensions with hopping elements between nearest neighbors only, and use the band center, ϵ^c , for particle and hole doping respectively.

A. Connection to moiré superlattices and emergence of local moments

Moiré superlattices and van der Waals heterostructures provide a versatile platform in which localized magnetic moments coexist with itinerant electrons, giving rise to effective Anderson- or Kondo-lattice physics. Two conceptually distinct realizations have been established experimentally.

First, intrinsic van der Waals heavy-fermion materials host localized f -electron moments that hybridize with dispersive conduction bands. Recent experiments on Ce-based layered compounds have demonstrated two-dimensional heavy-fermion behavior and Kondo coherence in atomically thin systems [25, 26]. In this case, the separation between localized and itinerant degrees of freedom is microscopic, and the periodic Anderson model provides a direct description.

Second, in Moiré heterostructures based on transition-metal dichalcogenides (TMDs), strong Coulomb interactions within narrow Moiré minibands can drive Mott localization in one layer, while itinerant carriers remain in another band or layer. This leads to an emergent array of localized moments coupled to conduction electrons, realizing a gate-tunable Kondo lattice, as observed in MoTe₂/WSe₂ bilayers [27, 34]. Related correlated states have also been reported in other layered systems such as 1T-TaS₂/1H-TaS₂ heterostructures [29].

A third class of systems is provided by twisted graphene multilayers, where correlated insulating states and strong band renormalization lead to emergent local moments coupled to itinerant bands. Several works have proposed mappings of magic-angle twisted bilayer and trilayer graphene to Kondo-lattice-type models, often with enlarged internal symmetries such as SU(4) arising from spin and valley degrees of freedom [28, 35–38]. Experimental signatures consistent with local-moment formation and heavy-fermion phenomenology have been reported in thermodynamic and spectroscopic probes [39–44].

The effective lattice model studied in the present work should be viewed in this broader context. It captures a situation in which localized orbitals form a periodic lattice and hybridize with itinerant electrons whose band structure is modified by a superlattice potential, leading to Brillouin zone backfolding and multiple conduction channels per momentum.

However, we emphasize that our model is not intended as a microscopic description of twisted graphene systems. In particular, in Moiré graphene the localized moments are emergent degrees of freedom associated with flat bands on a triangular Moiré lattice, while the itinerant electrons reside in a continuum description and the

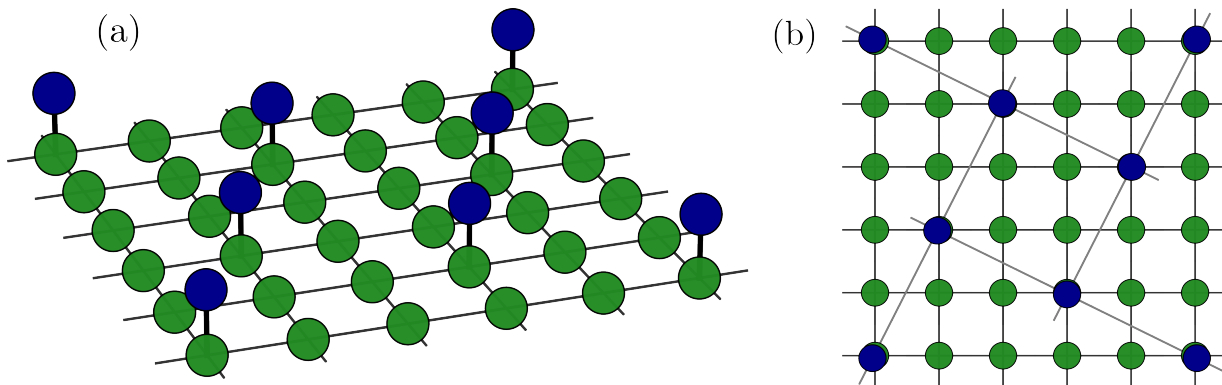


FIG. 1. **Schematic model.** (a) side and (b) top view of a specific realization of the model. Green circles represent uncorrelated c -orbitals, allowing hopping between nearest neighbors. Within each unit cell, there exists a single correlated f -orbital, denoted by the blue circle. While the distance between c -orbitals remains fixed at $\Delta R^c = a$, the separation between f -orbitals can be greater. Additionally the f - and c -lattice can be rotated by a twist angle ϕ .

effective models often exhibit approximate $SU(4)$ symmetry. In contrast, our model assumes a lattice of localized f orbitals hybridizing with a tight-binding conduction band and does not incorporate such enlarged internal symmetries.

Instead, our approach should be regarded as a minimal lattice realization of multi-channel hybridization induced by Moiré backfolding. It is therefore most directly applicable to systems where localized orbitals coexist with lattice conduction electrons, such as van der Waals heavy-fermion materials and TMD Moiré heterostructures, while capturing universal interference effects that are expected to arise whenever multiple conduction channels couple coherently to a periodic array of local moments.

B. Numerical details

To tackle this complex model in the translational invariant form (PAM), we employ DMFT [30, 31]. Details on how the involved Greens functions can be computed in an efficient way can be found in Appendix B. In order to solve the self-consistent single-impurity Anderson impurity model (SIAM) we employ the Numerical Renormalization Group (NRG) technique, as implemented in the NRG-Ljubljana interface [45, 46] to the TRIQS open-source package [47]. In our NRG calculations, we utilized a z -averaging technique over $N_z = 4$ values of the twist parameter [48]. This approach was combined with an enhanced discretization scheme [45] and the discretization parameter was set to $\lambda = 2$, while 2000 states were kept in each iteration. For computing spectral functions, we employed a complete basis set of the Wilson chain [49, 50] and made use of the self-energy trick [51]. To broaden the spectral features, we employed the procedure described in Ref. [52], with a broadening parameter $\alpha = 0.4$.

III. RESULTS

A. Local moment revival - Lieb-Mattis limit

In the finite-size Kondo lattice, an intriguing adaptation of the Lieb-Mattis theorem [53], as originally delineated by Shen [54], emerges. This theorem pertains to a scenario where N_f local moments interact locally with a half-filled ensemble of conduction electrons on a bipartite d -dimensional lattice. In this setup, with $N_c \geq N_f$ sites on the lattice, and considering a finite Hubbard-type interaction among the conduction electrons, the theorem elucidates the total S_z component of the ground state:

$$S_z^{\text{tot}}(T=0) = \frac{1}{2} |N_c^A - N_c^B + N_f^B - N_f^A|, \quad (5)$$

where $N_c^{A/B}$ ($N_f^{A/B}$) refers to the number of c -sites (f -sites) on the A or B lattice respectively. This expression, detailed as theorem VI in Shen's work [54], signifies a pivotal insight into the system's magnetic properties.

In the absence of interactions among the conduction electrons, degeneracy of the ground state, apart from the trivial $(2S_z^{\text{tot}}+1)$ -fold degeneracy, is only precluded in the dense configuration, where $N_f = N_c$. However, even if degeneracy is present, one of the ground states invariably aligns with the S_z^{tot} sector specified by Eq. (5).

Additionally, Titvinidze et al. [55] illustrated that the theorem could be applied to the regularly depleted Kondo lattice in one and two dimensions. Using several techniques, including the Density Matrix Renormalization Group (DMRG), DMFT and perturbation theory, their demonstration revealed that even when the conduction electrons are non-interacting, the ground state remains unique.

For the defined model, the Lieb-Mattis theorem, and Eq. (5) respectively apply in the case of particle-hole symmetry, $\epsilon^c = 0$, $\epsilon^f = -U/2$. For even f -orbital separation, $\Delta R^f = 2na$, where $n \in \mathbb{N}$, and $\phi = 0$ we find

$N_c^A - N_c^B = 0$ and $N_f^A - N_f^B = N_f = N_u$, with N_u representing the number of unit cells in the system. Consequently, Eq. (5) predicts $S_z^{\text{tot}} = \frac{N_u}{2}$. For these highly symmetric model parameters the non-interacting band structure, $U = 0$, displays a completely flat band right at the Fermi energy.

Within paramagnetic single-site DMFT in the thermodynamic limit, as $N_u \rightarrow \infty$, this implies that the effective impurity problem, representing the unit cell of the lattice model, should remain in the local moment fixed point. If ferromagnetic correlations beyond a mean-field analysis are incorporated, these local moments will aggregate into a large moment with $S_z = \frac{N_u}{2}$.

We leverage the predictions of the Lieb-Mattis theorem for two purposes: firstly, for benchmarking the numerical results, especially when dealing with large unit cells; and secondly, to address a question arising when attempting to reconcile the prediction of Eq. (5) with the limit of isolated impurities for exceedingly large unit cells, $\Delta R^f \rightarrow \infty$. While the Lieb-Mattis theorem predicts a local moment per unit cell, one expects to recover the physics of the SIAM when local moments are well separated. In this scenario, the local impurity spin becomes screened on the characteristic energy scale known as the Kondo temperature T_K , signaling the crossover from local moment to the strong coupling singlet fixed point.

As we demonstrate in the following, this apparent discrepancy is resolved by the emergence of a new "below Kondo" energy scale, $T_{\text{Re}} \leq T_K$, at which a spin degree of freedom reemerges within the unit cell of the lattice model.

Typically, the unit of energy in impurity problems is defined by $\Gamma = \pi V^2 \rho^c(0)$, where $\rho^c(0)$ represents the density of states of the conduction band electrons precisely at the Fermi energy.

However, due to the Van Hove singularity in the density of states of a two-dimensional half-filled ($\epsilon^c = 0$) square lattice precisely at the Fermi energy, we establish $V = 1$ as the reference in this subsection. Additionally, we set the bandwidth D to $D/V = 2$, and particle-hole symmetric impurity parameters are achieved by setting $\epsilon^f = -U/2$.

In Fig. 2, we illustrate the impurity-induced entropy S_{imp} . As customary in the NRG, it is defined as the difference between the total system, which includes the impurity coupled to the Wilson chain, and the reference system, i.e., the Wilson chain without the impurity. While the solid lines represent the DMFT solution of the lattice model, the dashed lines depict the results for the corresponding SIAM on a two-dimensional square lattice.

In Fig. 2(a), the f -orbital separation, $\Delta R^f/a$, is progressively increased, while keeping the local impurity parameter fixed at $U/V = 10$. Consequently, only a single SIAM representation is present. Contrary to that, in Fig. 2(b) the strength of interaction U/V was varied across, while keeping $\Delta R^f = 10a$ fixed. As the parameters of the f -orbital are not constant in this case the

respective SIAM representation differs as well, indicated by the dashed line with the corresponding color.

In the high-temperature regime, where $T/V \gg 1$, the impurity-induced entropy per unit cell of the DMFT solution and the SIAM correspond to the free orbital fixed point (FP), exhibiting $S_{\text{imp}} = 2 \ln(2)$. Upon reducing the temperature, a transition occurs to the local moment FP, characterized by $S_{\text{imp}} = \ln(2)$, occurring on a scale of $T \approx U$. Subsequently, Kondo screening initiates around $T \approx T_K \propto \exp(-U/V)$.

In the case of SIAM representations (dashed lines), the impurity-induced entropy steadily decreases, reaching a minimum with $S_{\text{imp}} < 0$, before attaining the stable strong coupling FP with $S_{\text{imp}} = 0$ as $T \ll T_K$. The occurrence of negative S_{imp} values, elucidated in [56], is well-understood and arises whenever sharp peaks in the DOS of the medium exist near the Fermi energy, such as the Van Hove Singularity in this instance.

Conversely, the DMFT solution begins to deviate from the SIAM on a scale T_{Re} , marked by an increase in S_{imp} upon further temperature reduction. Fig. 2(a) depicts that T_{Re} diminishes with increasing f -orbital separation ΔR^f , while panel (b) illustrates that T_{Re} remains independent of the interaction strength U/V . For $T < T_{\text{Re}}$, the impurity-induced entropy ascends until it surpasses $S_{\text{imp}} \geq \ln(2)$, after which it descends again towards the stable local moment FP as $T \rightarrow 0$, as predicted by the Lieb-Mattis theorem. The greater the f -orbital separation and the weaker the interaction strength, the closer $S_{\text{imp}}(T < T_{\text{Re}})$ approaches the maximum value of $2 \ln(2)$, corresponding to the free orbital FP.

Figure 2(c) exhibits the imaginary component of the effective medium for $\Delta R^f = 10a$ and $U/V = 10$, corresponding to the solid blue lines in Fig. 4(a) and (b). At higher energies, the medium closely resembles the DOS of the square lattice (solid black line), embellished with minor oscillations. However, instead of the Van Hove singularity, $\Im \Delta^{\text{eff}}(z)$ showcases a sharp dip precisely at $\omega = 0$. As discernible from the inset, where the spectrum is displayed on a double logarithmic scale, the DOS of the effective medium exhibits a power-law behavior $\propto |\omega|^{1/3}$ at lower frequencies, which does not depend on the specific choice of ΔR^f or U/V [57].

The physics of the SIAM in the presence of a pseudo-gap DOS, characterized by an exponent r , $\rho^c(\omega) \propto |\omega|^r$, has been extensively studied [58–65]. In cases of PH-symmetry, the local moment FP remains stable for $r \geq 0.5$, while a critical Kondo coupling strength $J_c(r)$ has been identified for $r < 1/2$ [61, 64], governing the transition from a stable local moment FP to a stable strong coupling FP above $J_c(r)$. The critical point at $J = J_c(r)$ is characterised by an interacting non-Fermi-liquid FP with substantial local moment fluctuations [63–65] and notable ω/T scaling behavior [63], consistent with experimental observations in various heavy Fermion compounds at criticality [6, 7, 66].

However, despite the pseudo-gap of the effective medium of the DMFT solution is described by an ex-

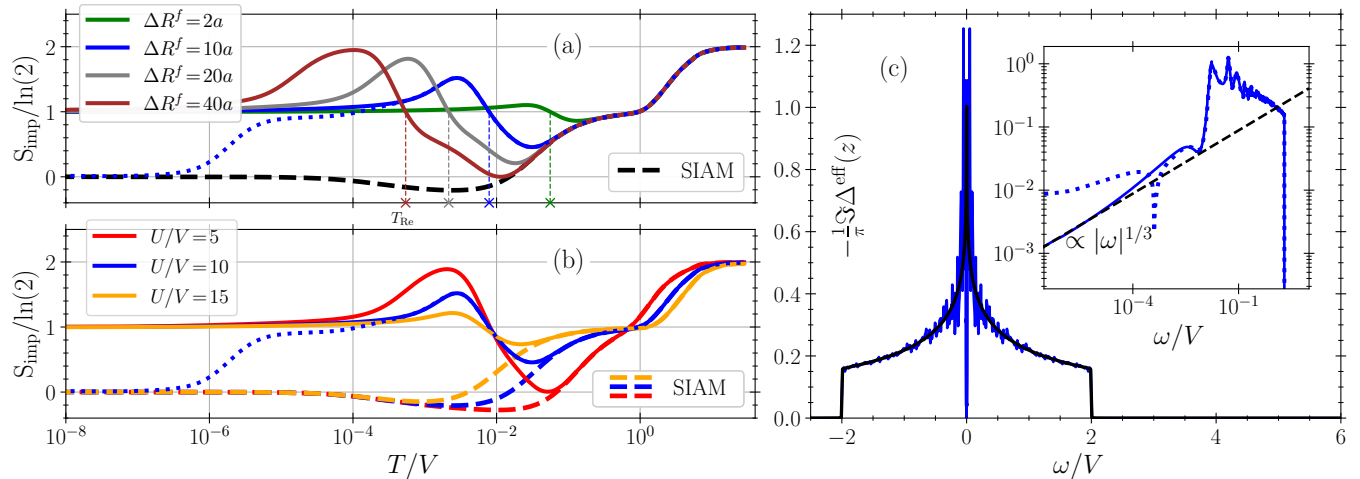


FIG. 2. **Spin revival in the Lieb-Mattis limit.** DMFT results for PH-symmetric model parameters, $D/V = 2$, $\epsilon^c = 0$, $\epsilon^f = -U/2$, and even f -orbital separations $\Delta R^f = 2na$ with $\phi = 0$. Panels (a) and (b) depict the impurity-induced entropy S_{imp} obtained for the effective SIAM after reaching self-consistency. In panel (a), a fixed value of $U/V = 10$ is utilized, with solid lines representing different f -orbital separations. Vertical dashed lines indicate the definition of the energy scale T_{Re} . Conversely, in panel (b), the solid lines indicate various strengths of interactions, while $\Delta R^f = 10a$ remains fixed. Dashed lines in both panels correspond to the respective SIAM, while the dotted line corresponds to a slight deviation from the PH-symmetric point for $\Delta R^f = 10a$ and $U/V = 10$, with $\epsilon^c/D = 2 \cdot 10^{-4}$. Panel (c) displays the imaginary part of the effective DOS $V^2 \rho^c(\omega)$ (solid black line). The same spectra is plotted on a logarithmic scale for $\omega > 0$ in the inset in comparison with the same spectra calculated for slight deviation from the PH-symmetric point with $\epsilon^c/D = 2 \cdot 10^{-4}$ (dotted blue line). The dashed line in the inset of panel (c) is proportional to $|\omega|^{1/3}$.

ponent $r^f = 0.33 < 1/2$, the effective coupling generated through the DMFT self-consistency cycle consistently remains below the critical coupling strength, ensuring the stability of the local moment fixed point as predicted by the Lieb-Mattis theorem. For a more detailed discussion on this we refer the reader to Sec. 4.3.2 of Ref. [67].

While initial studies of the pseudo-gap SIAM generally assumed the power-law dependency to span the entire bandwidth of the conduction band DOS, within the DMFT solution of the lattice model under consideration here, such behavior is observed only at low frequencies, $\omega \approx T_{\text{Re}}$, which can be smaller than T_{K} of the corresponding SIAM.

In this specific scenario, $T_{\text{Re}} < T_{\text{K}}$, the physics emerging from the DMFT self-consistency cycle in the lattice model connects with a phenomenon termed “reentrant Kondo physics,” recently discussed in great detail within the single impurity context [32, 33]. When a quantum impurity interacts with a metallic host featuring a sharp gap of width $\Delta_{\text{gap}} < T_{\text{K}}$ around the Fermi energy, the typical Kondo quenching process at $T \approx T_{\text{K}}$ is succeeded by a secondary sequence of SIAM fixed points, namely, free orbital FP \rightarrow local moment FP \rightarrow strong coupling FP. The emergence of the second-stage free orbital FP occurs at approximately $T \approx \Delta_{\text{gap}} < T_{\text{K}}$, while the second-stage Kondo temperature decreases exponentially with the depth of the gap [32, 33].

For the lattice model in the Lieb-Mattis limit, the DMFT solution displays a complete pseudo-gap, van-

ishing precisely at $\omega = 0$, thereby stabilizing the local moment fixed point. However, slight deviations from the particle-hole symmetric point render the Lieb-Mattis theorem inapplicable, potentially allowing for a second-stage Kondo screening. Fig.2(a-c) present the DMFT solution for parameters $\Delta R^f = 10a$, $U/V = 10$, and a slightly shifted c -band center $\epsilon^c/D = 2 \cdot 10^{-4}$ as dotted blue lines. Indeed, the inset of Fig.2(c) reveals the presence of a very sharp gap-like feature around the Fermi energy; however, it now has a finite depth, leading to a second-stage Kondo quenching and a stable strong coupling fixed point as revealed in panels (a-b).

The Kondo breakdown, manifesting as the vanishing of T_0^{glob} , is a direct consequence of perfect mirror symmetry in the conduction band structure after it is back-folded into the reduced Brillouin zone. When the f -orbitals hybridize with the conduction band [57], this symmetry leads to a completely flat band, indicating that interference in the hybridization is destructive. For more details on the physical mechanism behind this Kondo breakdown scenario, we refer to Sec. III C, Appendix D and reference Ref. [57].

B. Reemergence energy scale and local screening cloud

In this subsection, we discuss the dependency of the crossover energy scale T_{Re} on the model parameters.

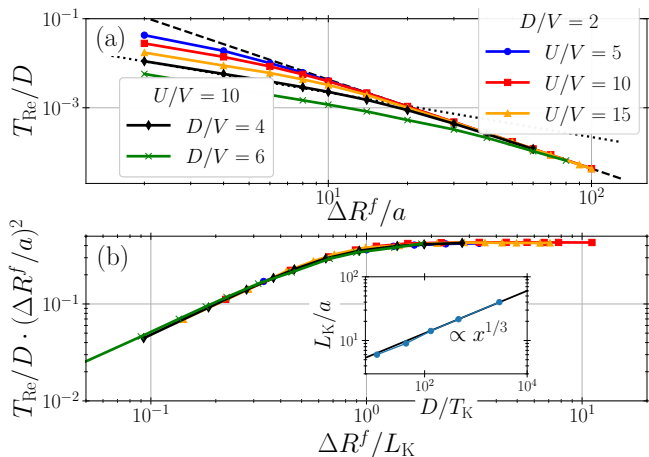


FIG. 3. Reemergence energy scale and Kondo screening cloud. (a) Low-energy temperature scale T_{Re}/D as a function of the f -orbital separation $\Delta R^f = 2na$, $\epsilon^c = 0$, and $\epsilon^f = -U/2$. Various colors and markers denote different combinations of U/V and D/V . The dotted black line represents the dependency $\propto (\Delta R^f)^{-1}$, while the dashed black line is proportional to $(\Delta R^f)^{-2}$. (b) Same as panel (a) but rescaled by $(\Delta R^f/a)^2$ and plotted as function of $\Delta R^f/L_K$, where L_K denotes the f -orbital separation at which T_{Re} crosses over from $(\Delta R^f)^{-1}$ to $(\Delta R^f)^{-2}$ dependency. The Inset of panel (b) depicts the dependency of L_K on the corresponding SIAM Kondo temperature T_K on a double logarithmic scale where the black solid line corresponds to $\propto x^{1/3}$.

As T_{Re} represents the temperature at which $S_{\text{imp}}(T)$ increases upon lowering T , we extract T_{Re} from S_{imp} at the temperature where it crosses $\ln(2)$ from below: $S_{\text{imp}}(T_{\text{Re}}) = \ln(2)$, with $S_{\text{imp}}(T \gtrsim T_{\text{Re}}) < \ln(2)$.

Figure 3(a) illustrates the dependence of T_{Re} on ΔR^f , with twist angle $\phi = 0$, and various combinations of U/V and D/V . Particle-hole (PH) symmetry is realized by setting $\epsilon^c = 0$ and $\epsilon^f = -U/2$.

For small f -orbital separations ΔR^f , the reemergence scale T_{Re} follows a $(\Delta R^f)^{-1}$ dependency (dotted black line); however, the corresponding prefactor strongly depends on the model parameters.

In contrast, in the limit of large f -orbital separations $\Delta R^f \rightarrow \infty$, the temperature scale T_{Re} depends only on the bandwidth D , such that T_{Re}/D becomes a universal function and follows a $(\Delta R^f)^{-2}$ dependency (dashed black line). Importantly, T_{Re} is independent of the local f -orbital parameters U and V in this limit.

In the context of single impurity models, the Kondo screening is often characterized by a specific length scale known as the Kondo screening cloud [68]. This cloud represents the spatial region around the magnetic impurity where conduction electrons become correlated to effectively screen the impurity's magnetic moment, and has been observed in experiment recently [69].

The results of the lattice model presented in Fig. 3(a) can be interpreted using this picture of a Kondo screening cloud length scale within the corresponding SIAM limit.

For this we define the scale L_K as the f -orbital separation at which T_{Re} crosses over from $(\Delta R^f)^{-1}$ to $(\Delta R^f)^{-2}$ dependency.

For $\Delta R^f \ll L_K$, the Kondo screening cloud is much larger than the unit cell, causing the screening clouds of different f -orbitals to overlap. The magnitude of this overlap and the size of the respective screening clouds depend on the Kondo temperature and the local f -orbital parameters.

In the opposite limit, $\Delta R^f \gg L_K$, the screening clouds fit into the unit cell, enabling independent Kondo screening of the respective f -orbitals. Hence, from a local perspective of the f -orbitals, L_K represents the crossover from lattice to impurity behaviour. In this limit, the overlap of different screening clouds does obviously not depend on local impurity parameters, leaving the bandwidth as the only relevant energy scale.

Figure 3(b) depicts the same data as shown in panel (a) but rescaled by $(\Delta R^f/a)^2$ and plotted as a function of $\Delta R^f/L_K$. All data points collapse onto a single universal curve, confirming the hypothesis that L_K is the only relevant length scale of the system and characterizes the crossover from collective to independent Kondo screening of the local f -orbital magnetic moments. However, it is important to note that this does not imply a crossover from lattice to impurity physics for the whole system. While the Kondo-screened strong coupling singlet fixed point is stable in the corresponding SIAM, these Kondo correlations lead to the reemergence of the magnetic moment in the lattice model on the scale denoted by T_{Re} .

The inset of panel (b) shows the dependency of L_K on the Kondo temperature T_K of the corresponding SIAM on a double logarithmic scale. The black solid line in the inset indicates a power-law relation $L_K \propto (D/T_K)^r$ with $r_{\text{DMFT}} = \frac{1}{3}$. Interestingly, this exponent deviates from the originally predicted value of $r_{\text{theory}} = 1$ [68].

The physical picture emerging so far is as follows: In the lattice model, there are three relevant energy scales, which we denote as T_0^{loc} , T_{Re} , and T_0^{glob} . Considering the results presented in Fig. 2, T_0^{loc} denotes the first-stage Kondo screening of the local moment at the impurity site, while T_0^{glob} refers to the second-stage Kondo quenching of the spin degree of freedom that emerges at T_{Re} . If the Lieb-Mattis limit is applicable, the second-stage Kondo screening disappears ($T_0^{\text{glob}} = 0$), and the second-stage local moment FP is stable. For large ΔR^f , we have $T_{\text{Re}} \ll T_0^{\text{loc}}$, and Fig. 3(a) suggests $T_{\text{Re}}^0 \rightarrow 0$ for $\Delta R^f \rightarrow \infty$. Consequently, we can identify T_0^{loc} with the SIAM Kondo temperature in the limit of large f -orbital separation, which is the only relevant energy scale for $\Delta R^f \rightarrow \infty$. For finite but large ΔR^f , an effective SIAM description is only valid for intermediate temperatures ($T > T_{\text{Re}}$).

In order to further quantify this scenario, we will now discuss the thermodynamics of the effective magnetic moment present within each unit cell of the lattice model, but distinguish between the local moment μ_{loc}^2 right at the impurity site and the global magnetic moment μ_{glob}^2

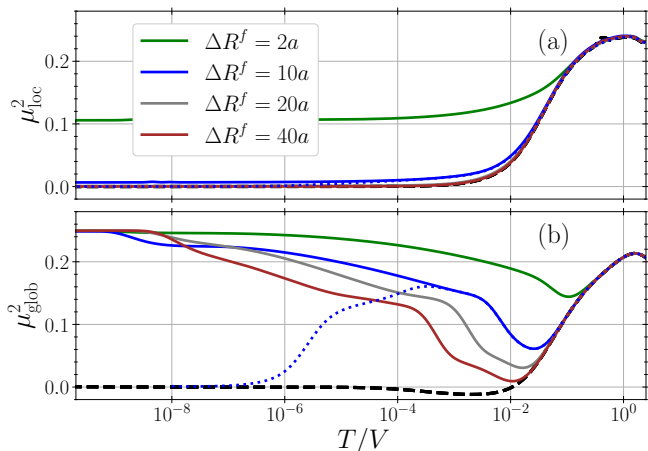


FIG. 4. **Temperature dependence of local and global magnetic moment.** Effective magnetic moment of (a) the local impurity site and (b) the total system for the identical parameter set as in Fig. 4(a). The dashed line represents the respective SIAM, while the dotted line represents a slight deviation from the PH-symmetric point for $\Delta R^f = 10a$, with $\epsilon^c/D = 2 \cdot 10^{-4}$.

corresponding to the whole unit cell. For details on the numerical calculation of μ_{loc}^2 and μ_{glob}^2 we refer to Appendix C.

Figure 4 depicts the local and global effective magnetic moment μ_{loc}^2 and μ_{glob}^2 as functions of temperature for the same set of parameters as Fig. 2(a). At high temperatures, we have $\mu_{\text{loc}}^2 \approx \mu_{\text{glob}}^2 \approx 0.25$, corresponding to the free spin- $\frac{1}{2}$ moment right at the local f -site. Around $T \approx T_0^{\text{loc}}$, both the local and global effective moments start to decrease, signaling the onset of local Kondo screening, consistent with the corresponding SIAM result (black dashed lines). The local magnetic moment μ_{loc}^2 continues to decrease and saturates at a constant value in the zero temperature limit, $\mu_{\text{loc}}^2(T \rightarrow 0) > 0$. The larger the f -orbital separation, ΔR^f , the later μ_{loc}^2 starts to saturate, resulting in a smaller value for $T \rightarrow 0$. For $\Delta R^f = 20a$, the DMFT result for μ_{loc}^2 closely resembles the corresponding SIAM result (black dashed line).

The behavior of μ_{glob}^2 differs significantly. Similar to the increase of S_{imp} in Fig. 2 right after the onset of the first-stage Kondo screening, μ_{glob}^2 also starts to increase at $T \approx T_{\text{Re}}$ and approaches $\mu_{\text{glob}}^2 = 0.25$ for $T \rightarrow 0$, consistent with the Lieb-Mattis theorem. For larger ΔR^f , the deviation from the corresponding SIAM result appears at smaller temperatures, corresponding to a smaller T_{Re} .

We also include the result for the slightly shifted c -band center, $\epsilon^c/D = 2 \cdot 10^{-4}$ and $\Delta R^f = 10a$, depicted as a dotted blue line in Fig. 3 (a) and (b). While the difference between the PH-symmetric (solid blue) and PH-asymmetric (dotted blue) result is barely visible in μ_{loc}^2 , there is a significant difference in μ_{glob}^2 at low temperatures $T < T_0^{\text{glob}}$, where the second-stage Kondo screening

sets in.

C. PH asymmetry and flat conduction bands

In this subsection, we concentrate on analyzing the dependency of the low energy screening scales T_0^{loc} and T_0^{glob} for general set of model parameters, away from the PH symmetric point, and discuss consequences for spectral functions. We consider an asymmetric conduction band, $\epsilon^c \neq 0$, such that the Van Hove singularity is shifted from the Fermi energy at $\epsilon_{\text{Fermi}} = 0$.

In the following, we use $\Gamma = \pi V^2 \rho^c(0) = 1$ as our unit of energy, such that the Kondo temperature, T_K , of the corresponding SIAM is nearly constant with respect to variations in the conduction band filling, ϵ^c , and given by $T_K \propto \exp[-\pi U/(8\Gamma)]$ [8].

As the screening scales are related to crossover energy scales, there is no precise definition. However, similar to Wilson [9], we define these screening scales at the temperature where the effective local and global magnetic moment have reached the reduced value of $\mu_{\text{loc}}^2(T_0^{\text{loc}}) = \mu_{\text{glob}}^2(T_0^{\text{glob}}) = 0.05$. For comparison, we also extracted the Kondo temperature of the corresponding SIAM in the same way, $\mu_{\text{loc}}^2(T_K^{\text{loc}}) = \mu_{\text{glob}}^2(T_K^{\text{glob}}) = 0.05$. Note, however, that there is only one relevant energy scale in this case, such that $T_K^{\text{loc}} \propto T_K^{\text{glob}}$ holds.

Figure 5 illustrates the variation of the ratios $T_0^{\text{loc}}/T_K^{\text{loc}}$ [(a), (b), (c)] and $T_0^{\text{glob}}/T_K^{\text{glob}}$ [(d), (e), (f)] with respect to changes in the model settings, while keeping $U = -2\epsilon^f = 15\Gamma$ and $D/\Gamma = 5$ fixed. In panels (a) and (d), the f -orbital separation ΔR^f is progressively increased while $\phi = 0$ and $\epsilon^c/D = 0.4$. Panels (b) and (e) show how these ratios change upon varying the twist angle ϕ for $\epsilon^c/D = 0.4$ and $\Delta R^f/a = 9 \pm \delta$, where δ is chosen so that the discrete set of f -lattice unit vectors lies approximately on a circle of radius $9a$. The inset of Fig. 5(b) illustrates these unit vectors on a bitmap, where black pixels correspond to the selected unit vectors. In panels (c) and (f), we set $\Delta R^f/a = 3$ with $\phi = 0$ and continuously increase the band center ϵ^c/D .

Across all cases, the general structure of T_0^{loc} and T_0^{glob} remains similar, exhibiting pronounced oscillations as a function of the respective control parameter. Notably, these oscillations are much more prominent in T_0^{glob} , spanning over two orders of magnitude.

The physics emerging here can be understood as a consequence of destructive interference effects that arise from an approximate mirror symmetry in the back-folded conduction band [57], similar to the Lieb Mattis limit from Sec. III A where we find full mirror symmetry. We will illustrate this by focusing on how shifting the band center ϵ^c/D , as shown in panels (c) and (f), impacts the results:

For the standard PAM ($\Delta R^f = 1a$ and $\phi = 0$ - not shown), the dependence of T_0^{loc} and T_0^{glob} on ϵ^c is rather featureless [10, 11]. By contrast, panels (c) and (f) reveal strong oscillations when $\Delta R^f > 1a$. Interestingly,

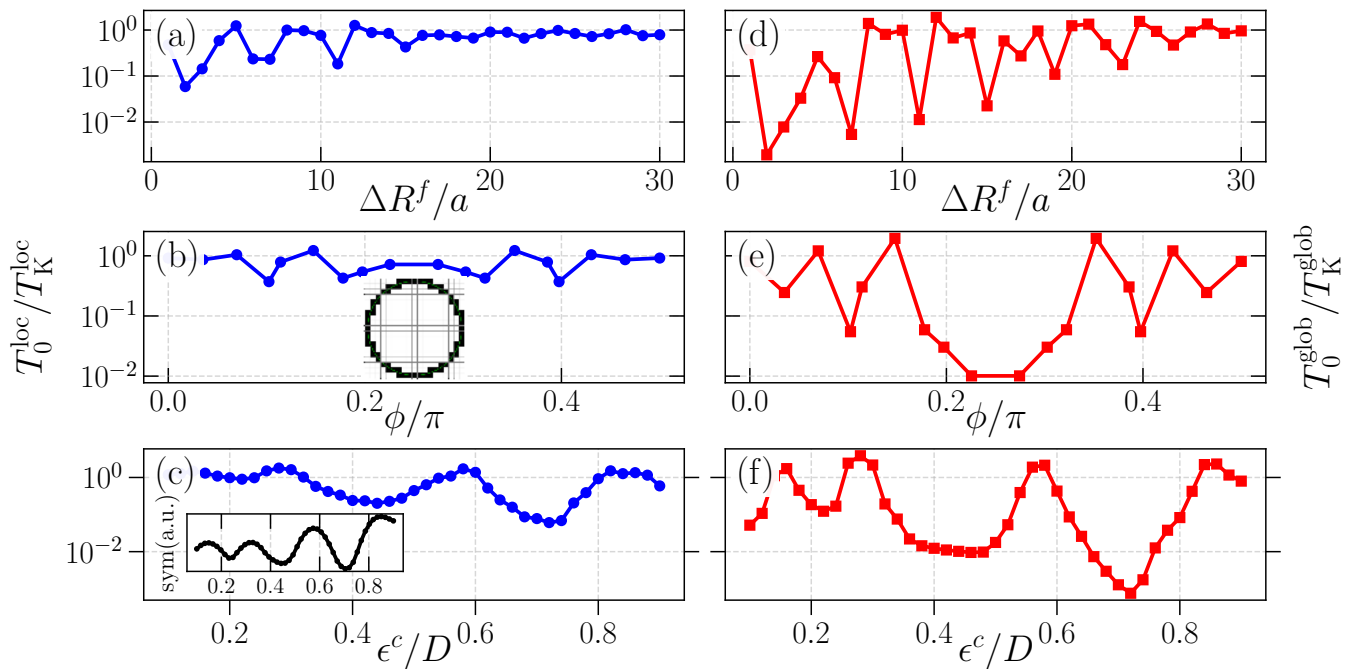


FIG. 5. **Tuning flat band enhancement of correlations.** Dependence of the low-energy screening scales on different control parameters. The left column [(a), (b), and (c)] illustrates the local scale, while the right column [(d), (e), and (f)] displays the global scale. In (a) and (d), the f -orbital separation ΔR^f is progressively increased while $\phi = 0$ and $\epsilon^c/D = 0.4$. In Panels (b) and (e) the twist angle ϕ is varied for $\epsilon^c/D = 0.4$ and $\Delta R^f/a = 9 \pm \delta$. The Inset in (b) visualizes how δ is adjusted in order to approximate the circle. In panels (c) and (f), we set $\Delta R^f/a = 3$ with $\phi = 0$ and continuously increase the band center ϵ^c/D . Other model parameters are set to $D/\Gamma = 5$ and $-2\epsilon^f = U = 15\Gamma$.

the number of oscillations increases with increasing unit cell size as demonstrated in Appendix E. As illustrated in Fig. 2, the original ($V = 0$) band structure of the c -orbitals must be folded back into the Brillouin zone Bz^f of the f -subsystem for $\Delta R^f > 1a$. Consequently, the f -orbitals effectively hybridize with multiple bands, which can intersect or touch each other. By tuning ϵ^c so that such crossing points lie near the Fermi energy - leading to approximate mirror symmetry around ϵ_{Fermi} - interference effects become destructive and suppress the overall hybridization strength, causing flat bands to appear in the band structure. With larger f -orbital separations ΔR^f , the increased number of bands and crossing points enhances the number of oscillations.

To quantify this idea, we measure the degree of mirror symmetry in a small window around the Fermi energy in the original ($V = 0$) band structure, folded into the Brillouin zone of the f -subsystem. The result is shown as an inset in Fig. 5(c). Lower values of this measure correspond to a higher degree of mirror symmetry, and the qualitative agreement with the oscillations in the low-energy scales is evident. For a detailed description of how this mirror symmetry measure is obtained, we refer to Appendix E.

By comparing Fig. 5 (a) and (d) it seems that SIAM limit is essentially reached at intermediate f -orbital separations ΔR^f in terms of local Kondo-screening ($T_0^{\text{loc}}/T_K^{\text{loc}} \approx 1$). Nevertheless, the global behavior of the

lattice model can still deviate significantly from the fully dilute limit ($T_0^{\text{glob}}/T_K^{\text{glob}} \ll 1$). This discrepancy highlights the crucial role of correlation effects induced in the nominally non-interacting conduction band, which stem from the Kondo-screening of the local moment at the f -orbital site: Whenever the global low-energy screening scale is well-separated from the local one ($T_0^{\text{glob}} \ll T_0^{\text{loc}}$), the global (second-stage) screening pertains to the Kondo quenching of a spin degree of freedom emerging at temperature T_{Re} , reflecting the existence of flat bands in the conduction band.

In order to make connection with possible experiments, we present results for the local density of states (DOS) of the c -orbitals, and illustrate that $T_0^{\text{glob}} \ll T_0^{\text{loc}}$ indeed manifests itself in the appearance of a sharp Kondo resonance in the spectra of the non-interacting orbitals.

We set the model parameters to $\Delta R^f = 7a$, $\phi = 0$, $U/\Gamma = 10$, $\epsilon^f = -U/2$, $D/\Gamma = 5$, and $\epsilon^c/D = 0.4$, then employed Eq. (B8) of Appendix B to calculate the local c -orbital Greens functions after achieving self-consistency within the DMFT cycle.

Figure 6 illustrates the local density of states (DOS) of selected c -orbitals within the unit cell (solid black lines), compared with the original ($V = 0$) DOS (dashed orange lines). Each panel corresponds to different sites at locations \vec{R} relative to the site of the f -orbital at $\vec{R}^f = \vec{0}$: $\vec{R} = (1, 0)$ in (a), $\vec{R} = (3, 0)$ in (b), $\vec{R} = (2, 1)$ in (c), and

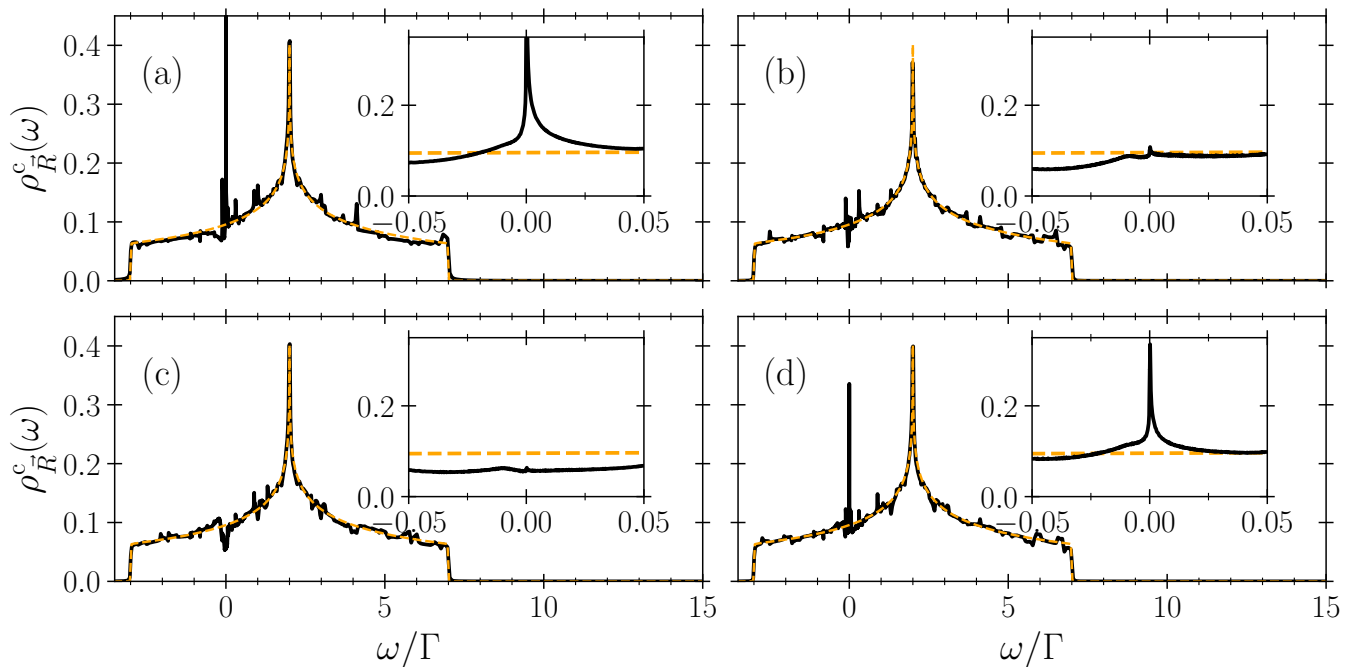


FIG. 6. **Flat-band / Kondo-resonance in the conduction band DOS.** Local DOS of selected c -orbitals within the unit cell for a fixed f -orbital separation of $\Delta R^f = 7a$ with $\phi = 0$ and parameters $D/\Gamma = 5$, $\epsilon^c/D = 0.4$, $U/\Gamma = 10$, and $\epsilon^f = -U/2$ (black solid line) in comparison with the original ($V = 0$) DOS (orange dashed line). Each panel corresponds to a different c -orbital location with respect to the correlated f -site: $\vec{R} = (1, 0)$ in (a), $\vec{R} = (3, 0)$ in (b), $\vec{R} = (2, 1)$ in (c), and $\vec{R} = (3, 2)$ in (d). Insets provide a zoomed-in view of the spectra around the Fermi energy.

$\vec{R} = (3, 2)$ in (d).

At high frequencies, $|\omega|/\Gamma \gg 0$, the DOS of the PAM (black solid lines) at different sites (different panels) are quite similar and closely related to the original ($V = 0$) DOS (orange dashed lines) enriched by some oscillations. However, while the DOS at the sites $\vec{R} = (1, 0)$ in panel (a) and $\vec{R} = (3, 2)$ in panel (d) display a sharp resonance right at the Fermi energy, $\omega \approx 0$, the DOS at sites $\vec{R} = (3, 0)$ in panel (b) and $\vec{R} = (2, 1)$ in panel (c) are rather featureless. The width of the resonance corresponds to the crossover temperature $T_0^{\text{glob}}/\Gamma = \mathcal{O}(10^{-4})$ and, consequently, signals the Kondo screening of the reemerged magnetic moment. Interestingly, Fig. 6 indicates that this spin- $\frac{1}{2}$ degree of freedom is not evenly distributed within the unit cell. While the Kondo resonance is present for sites in the direct neighborhood of the f -orbital ($\vec{R} = (1, 0)$ in panel (a)) and far away from it ($\vec{R} = (3, 2)$ in panel (d)), it is absent for intermediate distances such as $\vec{R} = (3, 0)$ and $\vec{R} = (2, 1)$ in panels (b) and (c).

The presence of a sharp Kondo resonance in the conduction band validates our interpretation that $T_0^{\text{glob}} \ll T_0^{\text{loc}}$ results from Kondo-screening of a magnetic moment distributed within the whole unit cell. However, a detailed analysis of the distribution of this spin degree of freedom and the corresponding quasi-particle interference [70] is left for future work.

IV. DISCUSSION

In this work, we have demonstrated that periodically diluting the correlated f -electrons in a two-dimensional periodic Anderson model (PAM) leads to a rich Kondo physics with multiple low-energy scales and Kondo breakdown mechanism arising from destructive interference in the hybridization, accompanied by the occurrence of completely flat bands. By systematically increasing the distance between neighboring f -orbitals or rotating the f - and c -lattices relative to each other by a twist angle (thereby realizing a moiré-like superlattices of heavy-fermion layers), we retain an exact description of their multi-band structure and solve the model via DMFT combined with NRG.

One of the main results is the emergence of an additional energy scale T_{Re} between the familiar local Kondo-screening scale T_0^{loc} and the usual lattice-coherence scale T_0^{glob} . Below T_0^{loc} , the local moment at the correlated f -orbital becomes partially screened, inducing correlations in the conduction-band electrons. Flat bands arising from the moiré-like superlattice further enhance these correlations, causing a second magnetic moment - now spatially extended across the (possibly large) unit cell - to emerge at $T \approx T_{\text{Re}}$. In generic (i.e. non-symmetric) situations, this second moment is eventually Kondo-screened at a much lower temperature T_0^{glob} . However, at high-symmetry configurations and fillings, long-wavelength in-

interference scattering across the moiré unit cell drives a true Kondo breakdown. This destructive interference appears as a vanishing T_0^{glob} , consistent with Lieb-Mattis-type arguments that permit a stable local moment in the ground state. Small deviations from perfect symmetry restore a finite T_0^{glob} , placing these observations in the broader context of reentrant Kondo physics with exponentially low screening temperatures.

Even for generic model parameters, we find configurations where T^{glob} is drastically smaller than T^{loc} , indicating the existence of flat bands. Under these circumstances, the spectral functions of some conduction-band orbitals develop a conspicuously narrow Kondo resonance with a characteristic width on the order of T^{glob} . This feature directly reflects the screening of the second, spatially extended local moment that permeates the large moiré supercell.

Experimentally, such a suppressed Kondo-screening scale may manifest in low-temperature probes such as magnetic susceptibility, heat capacity, or scanning tunneling spectroscopy (STS), where the Kondo resonance of initially uncorrelated sites can be measured directly. These phenomena can be accessed in twisted or stretched van der Waals heterostructures containing f -electrons, or in artificially engineered Kondo superlattices, by tuning the real-space periodicities and the relative twist angle between the f - and c -lattices. In so doing, one can promote destructive interference and might drive the system toward a Kondo breakdown. Further theoretical work incorporating interorbital Coulomb terms, multi-impurity interference, or topological aspects is expected to uncover additional nontrivial phases in this emerging realm of heavy-fermion moiré superlattices.

Appendix A: Band dispersion of conduction electron

By disconnecting the coupling V between the c - and f -subsystems, we can apply the Fourier transformation into momentum space individually for each subsystem. This allows us to diagonalize the bilinear part, leading to the dispersive band $\epsilon_{\vec{k}} + \epsilon^c$ for the c -orbitals. However, due to the different lattice spacings of the c - and f -lattices, their corresponding reduced Brillouin zones, Bz^c and Bz^f , also differ. Suppressing the spin index σ for simplicity, the hybridization term is given by:

$$H^{\text{hyb}} = V \sum_l [f_l^\dagger c_l + \text{h.c.}] \quad (\text{A1})$$

$$= \frac{V}{\sqrt{N_f N_c}} \sum_{\vec{k} \in \text{Bz}^c} \sum_{\vec{q} \in \text{Bz}^f} \sum_l [e^{i(\vec{k}-\vec{q})\vec{R}_l} f_{\vec{q}}^\dagger c_{\vec{k}} + \text{h.c.}] \quad (\text{A2})$$

$$= \frac{V}{\sqrt{N_c^u}} \sum_{\nu=1}^{N_c^u} \sum_{\vec{q} \in \text{Bz}^f} [f_{\vec{q}}^\dagger c_{\vec{q}+\vec{p}_\nu} + \text{h.c.}] \quad (\text{A3})$$

where $N_c^u = \frac{N_c}{N_f}$ denotes the number of c -orbitals within the enlarged unit cell. We use the relation:

$$\sum_l e^{i(\vec{k}-\vec{q})\vec{R}_l} = N_f \sum_\nu \delta_{\vec{k}, \vec{q}+\vec{p}_\nu}, \quad (\text{A4})$$

where the set of momentum vectors \vec{p}_ν depends on the basis vectors $\vec{\delta}_i$ of the f -lattice, with $\vec{R}_l = \sum_i \alpha_{il} \vec{\delta}_i$. The vectors \vec{p}_ν are determined by the conditions:

$$\vec{p}_\nu \in \text{Bz}^c \quad \text{and} \quad \vec{p}_\nu \cdot \vec{\delta}_i = 2\pi n, \quad n \in \mathbb{N}. \quad (\text{A5})$$

This relation connects $\vec{k} \in \text{Bz}^c$ to $\vec{q} \in \text{Bz}^f \subset \text{Bz}^c$, where \vec{p}_ν are the momentum vectors used to backfold the c -band structure into the Brillouin zone Bz^f .

Figure 7 depicts the original ($V = 0$) c -band dispersion, $\epsilon_{\vec{k}}$ with $\vec{k} \in \text{Bz}^c$, of a two dimensional square lattice with nearest neighbor hopping along the high symmetry points Γ , X and M, folded back into the reduced Brillouin zone $\vec{q} \in \text{Bz}^f$. Fig. 7 (a) corresponds to $\Delta R^f = 1a$, (b) to $\Delta R^f = 2a$ and (c) to $\Delta R^f = 3a$, while $\phi = 0$ was maintained for all panels.

Appendix B: Greens functions and Dynamical mean-field theory

In order to calculate physical properties, we derive the local c - and f -site Greens functions in this subsection. These Greens functions are also crucial to solve the dynamical mean field self-consistency equation, which we introduce shortly in App. B3. It is worth noting that in the following subsections, we derive analytical expressions for real-space f - and c -site Greens functions that can be evaluated without needing to compute the inverse of a matrix, even for large unit cells.

1. f -site Greens functions

The single particle Green's function of the f -orbitals in the time and frequency domains is defined as

$$\mathcal{G}_{\vec{q}}^f(t) = \langle \langle f_{\vec{q}}; f_{\vec{q}}^\dagger \rangle \rangle_t = -i\Theta(t) \langle [f_{\vec{q}}(t), f_{\vec{q}}^\dagger(0)] \rangle_0, \quad (\text{B1})$$

$$\mathcal{G}_{\vec{q}}^f(z) = \langle \langle f_{\vec{q}}; f_{\vec{q}}^\dagger \rangle \rangle_z = \int_{-\infty}^{\infty} dt \mathcal{G}_{\vec{q}}^f(t) e^{izt}, \quad (\text{B2})$$

where $z = \omega + i0^+$ and $\omega \in \mathbb{R}$. Assuming the unit cell is positioned such that the site containing the f -orbital is located at $\vec{R} = \vec{0}$, we obtain the local real-space Green's function as

$$\mathcal{G}_{\text{loc}}^f(\vec{R} = \vec{0}, z) = \frac{1}{N_f} \sum_{\vec{q}} \mathcal{G}_{\vec{q}}^f(z). \quad (\text{B3})$$

Using the Dyson equation, we express the full Green's function in terms of the non-interacting part, $\mathcal{G}_{\vec{q}}^{\text{of}}(z)$

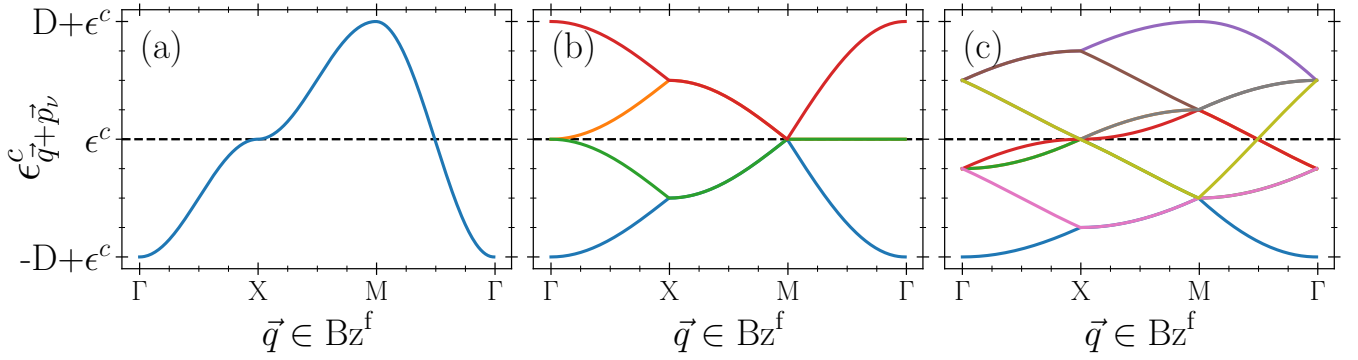


FIG. 7. Original ($V = 0$) c -band dispersion of a two dimensional square lattice with nearest neighbor hopping along the high symmetry points Γ , X and M, folded back into the reduced Brillouin zone of the f -subsystem with $\phi = 0$ and (a) $\Delta R^f = 1a$, (b) $\Delta R^f = 2a$ and (c) $\Delta R^f = 3a$. The different colors correspond to different vectors \vec{p}_ν defined in Eq. (A5).

(which corresponds to $U = 0$), and the self-energy $\Sigma_{\vec{q}}(z)$, which accounts for contributions at finite $U > 0$:

$$\left(\mathcal{G}_{\vec{q}}^f(z)\right)^{-1} = \left(\mathcal{G}_{\vec{q}}^{0f}(z)\right)^{-1} - \Sigma_{\vec{q}}(z). \quad (\text{B4})$$

The non-interacting part, $\mathcal{G}_{\vec{q}}^{0f}(z)$, can be computed by evaluating the equation of motion for the f -orbitals:

$$z\langle\langle f_{\vec{q}}; f_{\vec{p}}^\dagger \rangle\rangle_z - \langle\langle [f_{\vec{q}}, H]; f_{\vec{p}}^\dagger \rangle\rangle_z = \delta_{qp}, \quad (\text{B5})$$

which yields:

$$\mathcal{G}_{\vec{q}}^{0f}(z) = (z - \epsilon^f - \Delta_{\vec{q}}(z))^{-1}, \quad (\text{B6})$$

$$\Delta_{\vec{q}}(z) = \frac{V^2}{N_c^u} \sum_{\nu} \mathcal{G}_{\vec{q},\nu}^{0c}(z). \quad (\text{B7})$$

Here $\Delta_{\vec{q}}(z)$ is the hybridization function, where $\mathcal{G}_{\vec{q},\nu}^{0c}(z) = (z - \epsilon_{\vec{q}+\vec{p}_\nu}^c)^{-1}$ describes the propagation of an electron in the respective piece ν of the non-interacting conduction band, $\epsilon_{\vec{k}}$, with $\vec{k} = \vec{q} + \vec{p}_\nu \in \text{BZ}^c$ folded into BZ^f .

2. c -site Greens functions

In contrast to the f -orbitals, there are multiple c -orbitals within the large unit cell, and, consequently, the Greens function has the structure of a matrix. If we concentrate on the diagonal parts in real space, which describe the local properties of the respective c -orbitals within each unit cell, we need to calculate:

$$\mathcal{G}_{\text{loc}}^c(\vec{R}_i, z) = \sum_{\vec{q}} \sum_{\mu\nu} e^{i(\vec{p}_\mu - \vec{p}_\nu)\vec{R}_i} \mathcal{G}_{\vec{q},\mu\nu}^c(z), \quad (\text{B8})$$

for the c -orbital at position \vec{R}_i relative to the site of the f -orbital. $\mathcal{G}_{\vec{q},\mu\nu}^c(z) = \langle\langle c_{\vec{q}+\vec{p}_\mu}; c_{\vec{q}+\vec{p}_\nu}^\dagger \rangle\rangle_z$ can be derived by evaluating the equation of motion for $U = 0$ and replacing ϵ^f by $\epsilon^f + \Sigma_{\vec{q}}(z)$ to account for interactions on the

f -orbitals. This yield:

$$\mathcal{G}_{\vec{q},\mu\nu}^c(z) \left(\mathcal{G}_{\vec{q},\mu}^{0c}(z)\right)^{-1} - \sum_{\alpha} \mathcal{G}_{\vec{q},\alpha\nu}^c(z) \frac{V^2}{N_c^u} F_{\vec{q}}(z) = \delta_{\mu\nu}, \quad (\text{B9})$$

where we made use of the definition $F_{\vec{q}}(z) = (z - \epsilon^f - \Sigma_{\vec{q}}(z))^{-1}$. From Eq. (B9), we can now read off the inverse of $\mathcal{G}_{\vec{q},\mu\nu}^c(z)$, which is given by:

$$\left(\mathcal{G}_{\vec{q}}^c\right)_{\mu\nu}^{-1}(z) = \left(\mathcal{G}_{\vec{q},\mu}^{0c}(z)\right)^{-1} \delta_{\mu\nu} - \frac{V^2}{N_c^u} F_{\vec{q}}(z). \quad (\text{B10})$$

As this is a rank-1 update of the diagonal part $\left(\mathcal{G}_{\vec{q},\mu}^{0c}(z)\right)^{-1} \delta_{\mu\nu}$, we can use the Sherman-Morrison formula [71] to analytically calculate the inverse:

$$\mathcal{G}_{\vec{q},\mu\nu}^c(z) = \mathcal{G}_{\vec{q},\mu}^{0c}(z) \delta_{\mu\nu} + V^2 F_{\vec{q}}(z) \frac{\mathcal{G}_{\vec{q},\mu}^{0c}(z) \mathcal{G}_{\vec{q},\nu}^{0c}(z)}{1 - \frac{V^2}{N_c^u} F_{\vec{q}}(z) \sum_{\alpha} \mathcal{G}_{\vec{q},\alpha}^{0c}(z)}. \quad (\text{B11})$$

3. Dynamical mean field theory

To tackle this complex model in the translational invariant form (PAM), we employ DMFT [30, 31]. By assuming a purely local self-energy, $\Sigma_{\vec{q}}(z) \approx \Sigma(z)$, we can map the problem onto an effective single-impurity Anderson model. The central DMFT equation therefore reads:

$$\mathcal{G}_{\text{loc}}^f(z) \stackrel{!}{=} \mathcal{G}_{\text{imp}}^f(z). \quad (\text{B12})$$

Here, $\mathcal{G}_{\text{loc}}^f(z)$ is defined in Eq. (B3), and $\mathcal{G}_{\text{imp}}^f(z)$ describes the local single-particle Greens function of the respective impurity problem:

$$\mathcal{G}_{\text{imp}}^f(z) = (z - \epsilon^f - \Delta^{\text{eff}}(z) - \Sigma(z))^{-1}. \quad (\text{B13})$$

In these equations $\Sigma(z)$ is the correlation-induced part of the self-energy, and $\Delta^{\text{eff}}(z)$ characterizes the effective medium in which the single impurity is embedded. From Eq. (B12) one can formulate the DMFT self consistency equation as

$$\Delta^{\text{eff}}(z) = z - \epsilon^f - \Sigma(z) - (\mathcal{G}_{\text{loc}}^f(z))^{-1}. \quad (\text{B14})$$

Importantly, $\Sigma(z)$ itself depends on the effective medium $\Delta^{\text{eff}}(z)$, making Eq. (B14) a self-consistent problem. The only approximation made by DMFT is to neglect the momentum dependence of the self energy, $\Sigma_{\vec{k}}(z) \approx \Sigma(z)$, which gets exact for a lattice with infinite coordination number, i.e. in infinite dimensions [30, 31], and large f -orbital separations, $\Delta R^f \rightarrow \infty$, such that the SIAM limit is reached.

In order to get a self consistent solution we proceed as follows:

1. initialize self energy: $\Sigma(z) = 0$
2. calculate $\mathcal{G}_{\text{loc}}^f(z)$ from Eq. (B3)
3. calculate $\Delta^{\text{eff}}(z)$ from Eq. (B14)
4. solve the impurity problem defined by $\Delta^{\text{eff}}(z)$ to obtain the self-energy $\Sigma(z)$
5. continue steps (II) to (IV) until self-consistency is reached.

It is important to emphasize that the size of the unit cell enters solely through the summation over the back folding vectors \vec{p}_ν in Eq. (B7) when evaluating the lattice f -site Green's function in Eq. (B3) for step (2) of the DMFT loop. Compared with the common method of obtaining $G_{\vec{q}}^f(z)$ from the matrix inversion of the full $(N_c^u + 1) \times (N_c^u + 1)$ Green's function, this approach allows us to achieve high numerical accuracy, even when N_c^u is large. Compared with Ref. [72], we are able to increase the number of Brillouin zone sampling points by a factor of 10^4 , enabling us to resolve very sharp features in the spectral functions for large unit cells. Moreover, whereas the authors of Ref. [72] were limited to relatively small f -orbital separations, $\Delta R^f/a \leq 15$, the improved algorithm allows us to study separations of the order of hundreds of lattice constants. For the computation of Eq. (B3), we sample the fourfold reduced Brillouin zone using up to (10.000×10.000) momentum vector points for reaching convergence and perform the summation on an NVIDIA RTX A6000 GPU.

Appendix C: local and global magnetic moment in NRG calculations

Within NRG the local moment μ_{loc}^2 right at the impurity site and the global magnetic moment μ_{glob}^2 corresponding to the whole unit cell can be calculated as

follows:

$$\mu_{\text{loc}}^2(T) = T\chi_{\text{loc}}(T); \quad \chi_{\text{loc}}(T) = \frac{\partial \langle S_z^f \rangle}{\partial h_z^f} \quad (\text{C1})$$

$$\mu_{\text{glob}}^2(T) = T\chi_{\text{glob}}(T); \quad \chi_{\text{glob}}(T) = \frac{\langle [S_z^{\text{tot}}]^2 \rangle}{T} \quad (\text{C2})$$

Here, $[S_z^{\text{tot}}]^2$ is a conserved quantum number of the system, so $\langle [S_z^{\text{tot}}]^2 \rangle$ can be directly calculated from the NRG spectrum. $\frac{\partial \langle S_z^f \rangle}{\partial h_z^f}$ is obtained by applying a small magnetic field h_z at the impurity site:

$$H \rightarrow \tilde{H} = H + H_{\text{mag}}^f, \quad (\text{C3})$$

$$H_{\text{mag}}^f = \frac{h_z}{2}(n_{\uparrow}^f - n_{\downarrow}^f), \quad (\text{C4})$$

such that we get $\frac{\partial \langle S_z^f \rangle}{\partial h_z^f} = \lim_{h_z \rightarrow 0} \frac{\langle S_z^f \rangle}{h_z}$, where we applied $h_z/V = 1e^{-12}$, which is smaller than the lowest accessed temperature scales. Note that H_{mag}^f is only applied to the effective impurity problem after self-consistency has been reached, so we are still considering a paramagnetic system.

Appendix D: Physical mechanism behind the Kondo breakdown in the Lieb-Mattis limit

When the Brillouin zone Bz^f of the f -subsystem is reduced compared to Bz^c of the c -subsystem, the original ($V = 0$) band structure of the c -orbitals must be folded back into Bz^f . As a consequence, a single momentum $\mathbf{q} \in \text{Bz}^f$ labels multiple conduction states $\mathbf{q} + \mathbf{p}_\nu$ originating from the unfolded zone, such that the f -orbitals are effectively coupled to several backfolded conduction bands, as illustrated in Fig. 7 (a)-(c).

In this situation, the local hybridization term couples $f_{\mathbf{q}}$ coherently to a superposition of backfolded conduction channels with identical amplitude, resulting in an effective rank-one coupling structure. Consequently, the hybridization function governing Kondo screening acquires the form

$$\Delta(\mathbf{q}, \omega) \propto \sum_{\nu} G_c^0(\mathbf{q} + \mathbf{p}_\nu, \omega), \quad (\text{D1})$$

i.e., a coherent sum over the propagators of the backfolded conduction channels.

The effect of such multi-band extensions of the periodic Anderson model has been studied in detail in Ref. [57], considering the minimal case of two bands. Motivated by the results of Ref. [67], it was demonstrated that the low-energy screening scale is determined by the low-frequency properties of the real part of the momentum-dependent hybridization function in Eq. (B7), such that contributions from different bands can interfere destructively. In the extreme case of two bands exactly inverse to each other, these contributions cancel at zero frequency, leading to a breakdown of the Kondo effect [57] with Power-law spectra and asymptotic ω/T scaling [73].

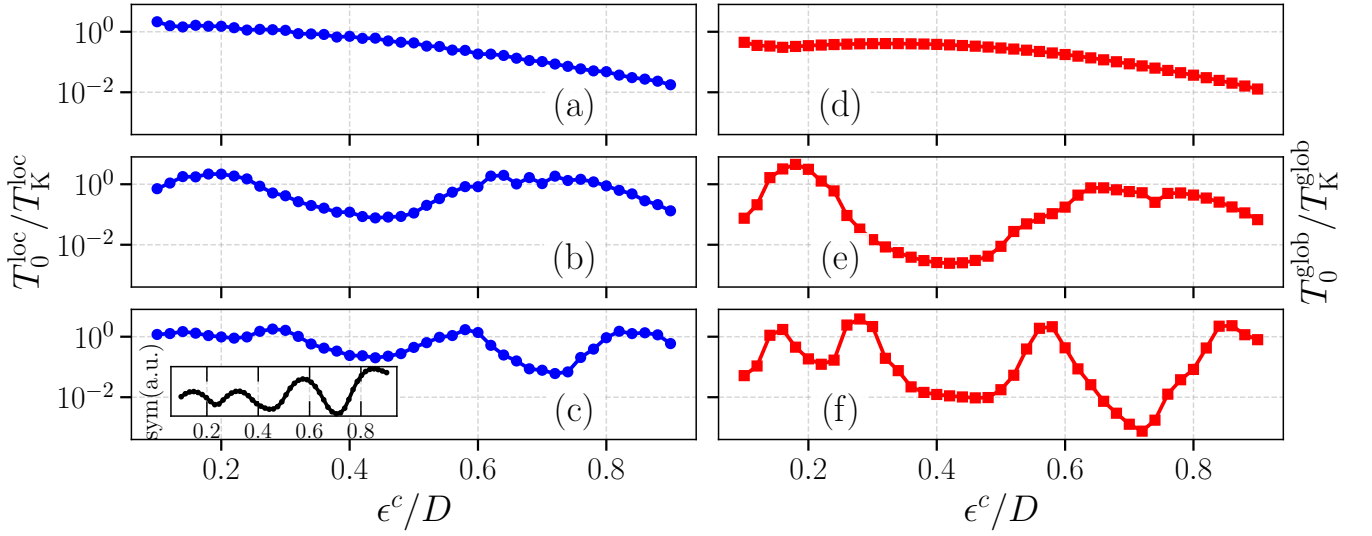


FIG. 8. The dependence of low-energy screening scales on the conduction band center ϵ^c for various f -orbital separations and $\phi = 0$. The left column [(a), (b), and (c)] illustrates the local scale, while the right column [(d), (e), and (f)] displays the global scale. The f -orbital separation increases from top to bottom, corresponding to $\Delta R^f = 1a$ in panels (a) and (d), $\Delta R^f = 2a$ in panels (b) and (e), and $\Delta R^f = 3a$ in panels (c) and (f). Model parameters include $D/\Gamma = 5$, $U/\Gamma = 10$, and $\epsilon^f = -U/2$. The inset in panel (c) corresponds to the result of evaluating Eq. (E1) in the main text for $\Delta R^f = 3a$.

This interference mechanism provides a natural interpretation of the Kondo breakdown observed in the Lieb-Mattis limit of the present model. Whenever the back-folded conduction structure exhibits an approximate mirror symmetry with respect to the Fermi level, channels appear in pairs satisfying

$$\epsilon_{\mathbf{q}+\mathbf{p}_\nu} - E_F \approx -(\epsilon_{\mathbf{q}+\mathbf{p}_{\nu'}} - E_F), \quad (\text{D2})$$

which implies opposite low-energy contributions to Eq. (D1). The resulting cancellation suppresses the effective hybridization at low frequency and thereby reduces the lattice Kondo scale.

For $\Delta R^f = 2na$, $\phi = 0$ and $\epsilon^c = 0$, the original c -band folded back into the reduced Brillouin zone Bz^f of the f -subsystem becomes mirror symmetric around the Fermi energy (see Fig. 7 (b)). In this perfectly symmetric situation the cancellation is complete, leading to a full extinction of the real part of the momentum-dependent hybridization function at zero frequency,

$$\Re \Delta_{\vec{q}}(0) = 0, \quad (\text{D3})$$

and consequently to the vanishing of the global coherence scale T_0^{glob} . Weak deviations from this symmetry restore a finite but strongly reduced hybridization, explaining the rapid re-emergence of Kondo screening away from the Lieb-Mattis limit.

An alternative perspective on this mechanism is provided in Appendix C of Ref. [73], where the effect of hybridization is analyzed in terms of a renormalized density of states in combination with analytic predictions from linearized DMFT [74]. In that approach, hybridization to additional bands enhances effective tunneling amplitudes

and can lead to a divergence of the high-energy contributions to the density of states, suppressing the Mott transition within DMFT. The inclusion of multiple symmetry-related bands restores a finite critical interaction through destructive interference of these hybridization processes. This provides a complementary real-space interpretation of the cancellation mechanism discussed above.

Appendix E: Low energy screening scales with varying conduction band center

Figure 8 depicts the dependency of $T_0^{\text{loc}}/T_K^{\text{loc}}$ [(a), (b), (c)] and $T_0^{\text{glob}}/T_K^{\text{glob}}$ [(d), (e), (f)] on the conduction band center ϵ^c/D . While keeping the bandwidth and strength of interaction fixed, $D/\Gamma = 5$, $U/\Gamma = 10$, and $\epsilon^f = -U/2$, the f -orbital separation, ΔR^f , increases from top to bottom, while the rotation angle was fixed at $\phi = 0$: $\Delta R^f = 1a$ in (a) and (d), $\Delta R^f = 2a$ in (b) and (e), $\Delta R^f = 3a$ in (c) and (f).

In the case of the standard PAM, $\Delta R^f = 1a$ [(a), (d)], the dependence of T_0^{loc} and T_0^{glob} on ϵ^c is quite featureless. Starting from $T_0^{\text{loc}} \approx T_K^{\text{loc}}$ and $T_0^{\text{glob}} \approx T_K^{\text{glob}}$ for small ϵ^c/D , both low energy screening scales of the lattice model decrease, reaching a substantially reduced value for large $\epsilon^c/D \rightarrow 1$. This behavior is in agreement with the literature and also occurs in the case of different lattice structures, even when a constant DOS is assumed [10, 11].

Increasing the f -orbital separation leads to substantial modifications, which are reflected in oscillations of T_0^{loc} and T_0^{glob} as a function of ϵ^c . The larger ΔR^f , the more

pronounced the oscillations become.

In general, the dependence of T_0^{loc} and T_0^{glob} on ϵ^c/D is similar; however, all features are more pronounced in T_0^{glob} , demonstrating the importance of correlation effects within the non-interacting conduction band, which are induced by the formation of the first-stage Kondo singlet.

The oscillations can be attributed to the effect of destructive hybridization interference [57].

As illustrated in the Fig. 7 (a)-(c), the original ($V = 0$) band structure of the c -orbitals requires folding back into the Brillouin zone Bz^f of the f -subsystem for $\Delta R^f > 1a$. Consequently, the f -orbitals effectively hybridize with multiple bands, which can even intersect or touch each other. By adjusting the band center ϵ^c to position such crossing points near the Fermi energy, interference effects in the low frequency regime of the real part of the hybridization function become destructive, thereby suppressing overall strength of hybridization. With larger f -orbital separations ΔR^f , the presence of more crossing points leads to an increase in the number of oscillations.

To quantify this hypothesis, we measure the degree of mirror symmetry in a small window around the Fermi energy in the original ($V = 0$) band structure, back-folded into the Brillouin zone of the f -subsystem. This is done by calculating:

$$\text{sym} \propto \frac{1}{\sum_{\nu, \vec{q}} g(\epsilon_{\vec{q}+\vec{p}_\nu}^c)} \sum_{\vec{q}} \left| \sum_{\nu} \epsilon_{\vec{q}+\vec{p}_\nu}^c \cdot g(\epsilon_{\vec{q}+\vec{p}_\nu}^c) \right|, \quad (\text{E1})$$

where $g(x)$ is a Gaussian function with a width of $0.1D$ centered around the Fermi energy. A small value corresponds to approximate mirror symmetry, indicating destructive interference in the hybridization function.

The result for $\Delta R^f = 3a$ is depicted in the inset of Fig. 8(c) as a function of the band center ϵ^c , revealing strong oscillations. These oscillations qualitatively match the oscillations of T_0^{loc} and T_0^{glob} , confirming our hypothesis that destructive interference effects within the hybridization function are indeed responsible for the strong dependence of the low-energy screening scales on ϵ^c .

A discussion about a possible connection to oscillations known from the RKKY interaction is given in Appendix F.

Appendix F: Connection to the RKKY interaction

In a single-site DMFT treatment, non-local correlations between f -orbitals from different unit cells are neglected. However, the oscillatory behavior observed in T_0^{loc} and T_0^{glob} as ΔR^f increases prompts consideration of a possible link to the RKKY interaction. The RKKY interaction typically oscillates with frequency $\propto Rk_F$ [75–77], where R denotes the distance between two local moments coupled to a conduction band with Fermi wave vector k_F (where k_F depends on the band center ϵ^c).

As elucidated in Ref. [77] in the context of the two-impurity Anderson model (TIAM), the RKKY interaction can be decomposed into two components: one generating the ferromagnetic part and the other responsible for the antiferromagnetic part. It was demonstrated that the latter arises from an effective hopping element $t^{\text{eff}}(\Delta R^f)$ between the correlated sites, effectively inducing a Heisenberg-type interaction $\propto 4(t^{\text{eff}})^2/U$ in the strongly interacting limit.

Given that the (depleted) PAM stems from a periodic extension of the TIAM, the individual hopping elements t_{ij}^{eff} give rise to an effective f -band that is crucial when estimating interaction strengths within the system. For instance, in the Lieb-Mattis limit discussed in the main text, the effective hopping elements vanish ($t_{ij}^{\text{eff}} = 0$). Consequently, any finite interaction $U/\Gamma > 0$ yields strong correlation effects at $T = 0$ due to $U/t_{ij}^{\text{eff}} = \infty$. In the absence of PH-symmetry, some t_{ij}^{eff} always remain finite, effectively limiting $U/t_{ij}^{\text{eff}} < \infty$. Nonetheless, the oscillations observed in T_0^{loc} and T_0^{glob} still originate from RKKY oscillations of the effective hopping elements and U/t_{ij}^{eff} respectively.

ACKNOWLEDGMENTS

The work at Los Alamos was carried out under the auspices of the U.S. Department of Energy (DOE) National Nuclear Security Administration under Contract No. 89233218CNA000001. It was supported by LANL LDRD Program, and in part by Center for Integrated Nanotechnologies, a DOE BES user facility, in partnership with the LANL Institutional Computing Program for computational resource.

Author contributions F.E. conceived the main idea of the project and performed the numerical calculations. J.-X.Z. advised on the motivation of the work and participated in the discussion of results. B.F. devised the project and contributed to the interpretation of the results. All authors participated in the writing and review of the manuscript.

Data availability The data supporting the findings of this study are available from Zenodo [78] and also on request from the corresponding author.

-
- [1] N. Grewe, One particle excitation spectrum of the kondo-lattice, *Solid State Communications* **50**, 19 (1984).
- [2] F. Steglich, J. Aarts, C. D. Bredl, W. Lieke, D. Meschede, W. Franz, and H. Schäfer, Superconductivity in the presence of strong pauli paramagnetism: CeCu_2Si_2 , *Phys. Rev. Lett.* **43**, 1892 (1979).
- [3] H. v. Löhneysen, A. Rosch, M. Vojta, and P. Wölfle, Fermi-liquid instabilities at magnetic quantum phase transitions, *Rev. Mod. Phys.* **79**, 1015 (2007).
- [4] P. Gegenwart, Q. Si, and F. Steglich, Quantum criticality in heavy-fermion metals, *Nature Physics* **4**, 186–197 (2008).
- [5] S. Doniach, The Kondo lattice and weak antiferromagnetism, *Physica B+C* **91**, 231 (1977).
- [6] O. Trovarelli, C. Geibel, S. Mederle, C. Langhammer, F. M. Grosche, P. Gegenwart, M. Lang, G. Sparn, and F. Steglich, YbRh_2Si_2 : Pronounced Non-Fermi-Liquid Effects above a Low-Lying Magnetic Phase Transition, *Phys. Rev. Lett.* **85**, 626 (2000).
- [7] O. Stockert, H. v. Löhneysen, A. Rosch, N. Pyka, and M. Loewenhaupt, Two-Dimensional Fluctuations at the Quantum-Critical Point of $\text{CeCu}_{6-x}\text{Au}_x$, *Phys. Rev. Lett.* **80**, 5627 (1998).
- [8] H. R. Krishna-murthy, J. W. Wilkins, and K. G. Wilson, Renormalization-group approach to the Anderson model of dilute magnetic alloys. II. Static properties for the asymmetric case, *Phys. Rev. B* **21**, 1044 (1980).
- [9] K. G. Wilson, The renormalization group and critical phenomena, *Rev. Mod. Phys.* **55**, 583 (1983).
- [10] T. Pruschke, R. Bulla, and M. Jarrell, Low-energy scale of the periodic Anderson model, *Phys. Rev. B* **61**, 12799 (2000).
- [11] H. Kang, K. Haule, G. Kotliar, P. Coleman, and J.-H. Shim, Energy scales of the doped Anderson lattice model, *Phys. Rev. B* **99**, 165115 (2019).
- [12] A. Hewson, *The Kondo Problem to Heavy Fermions* (Cambridge University Press, Cambridge, 1993).
- [13] L. A. Ponomarenko and et al., Cloning of dirac fermions in graphene superlattices, *Nature* **497**, 594 (2013).
- [14] C. Dean and et al., Hofstadter’s butterfly and the fractal quantum hall effect in moiré superlattices, *Nature* **497**, 598 (2013).
- [15] B. Hunt and et al., Massive dirac fermions and hofstadter butterfly in a van der waals heterostructure, *Science* **340**, 1427 (2013).
- [16] G. Yu and et al., Hierarchy of hofstadter states and replica quantum hall ferromagnetism in graphene superlattices, *Nat. Phys.* **10**, 525 (2014).
- [17] L. Wang and et al., Evidence for a fractional fractal quantum hall effect in graphene superlattices, *Science* **350**, 1231 (2015).
- [18] R. Kumar and et al., High-temperature quantum oscillations caused by recurring bloch states in graphene superlattices, *Science* **357**, 181 (2017).
- [19] Y. Cao and et al., Unconventional superconductivity in magic-angle graphene superlattices, *Nature* **556**, 43 (2018).
- [20] M. Yankowitz and et al., Tuning superconductivity in twisted bilayer graphene, *Science* **363**, 1059 (2018).
- [21] G. Chen and et al., Signatures of tunable superconductivity in a trilayer graphene moiré superlattice, *Nature* **572**, 215 (2019).
- [22] Y. Cao and et al., Correlated insulator behaviour at half-filling in magic-angle graphene superlattices, *Nature* **556**, 80 (2018).
- [23] L. Wang and et al., Correlated electronic phases in twisted bilayer transition metal dichalcogenides, *Nat. Mater.* **19**, 861 (2020).
- [24] R. Celotta and et al., Autonomous assembly of atomically perfect nanostructures using a scanning tunneling microscope, *Review of Scientific Instruments* **85**, 121301 (2014).
- [25] B. Jang, C. Lee, J.-X. Zhu, and J. H. Shim, Exploring two-dimensional van der waals heavy-fermion material: Data mining theoretical approach, *npj 2D Mat. and Appl.* **6**, 80 (2022).
- [26] V. Posey and et al., Two-dimensional heavy fermions in the van der waals metal cesii, *Nature* **625**, 483 (2024).
- [27] W. Zhao, B. Shen, Z. Tao, Z. Han, K. Kang, K. Watanabe, T. Taniguchi, K. F. Mak, and J. Shan, Gate-tunable heavy fermions in a moiré kondo lattice, *Nature* **616**, 61–65 (2023).
- [28] A. Ramires and J. L. Lado, Emulating heavy fermions in twisted trilayer graphene, *Phys. Rev. Lett.* **127**, 026401 (2021).
- [29] V. Vaño, M. Amini, S. C. Ganguli, G. Chen, J. L. Lado, S. Kezilebieke, and P. Liljeroth, Artificial heavy fermions in a van der waals heterostructure, *Nature* **599**, 582–586 (2021).
- [30] A. Georges, G. Kotliar, W. Krauth, and M. J. Rozenberg, Dynamical mean-field theory of strongly correlated fermion systems and the limit of infinite dimensions, *Rev. Mod. Phys.* **68**, 13 (1996).
- [31] G. Kotliar and D. Vollhardt, Strongly Correlated Materials: Insights From Dynamical Mean-Field Theory, *Physics Today* **57**, 53

- (2004), <https://pubs.aip.org/physicstoday/article-pdf/57/3/53/11004005/53.1.online.pdf>.
- [32] G. Diniz, G. S. Diniz, G. B. Martins, and E. Vernek, Reentrant kondo effect for a quantum impurity coupled to a metal-semiconductor hybrid contact, *Phys. Rev. B* **101**, 125115 (2020).
- [33] P. Zalom and T. c. v. Novotný, Tunable reentrant kondo effect in quantum dots coupled to metal-superconducting hybrid reservoirs, *Phys. Rev. B* **104**, 035437 (2021).
- [34] D. Guerci, J. Wang, J. Zang, J. Cano, J. H. Pixley, and A. Millis, Chiral Kondo lattice in doped $\text{MoTe}_2/\text{WSe}_2$ bilayers, *Science Advances* **9**, 10.1126/sciadv.ade7701 (2023).
- [35] Z.-D. Song and B. A. Bernevig, Magic-angle twisted bilayer graphene as a topological heavy fermion problem, *Phys. Rev. Lett.* **129**, 047601 (2022).
- [36] H. Shi and X. Dai, Heavy-fermion representation for twisted bilayer graphene systems, *Phys. Rev. B* **106**, 245129 (2022).
- [37] H. Hu, B. A. Bernevig, and A. M. Tsvelik, Kondo Lattice Model of Magic-Angle Twisted-Bilayer Graphene: Hund's Rule, Local-Moment Fluctuations, and Low-Energy Effective Theory, *Phys. Rev. Lett.* **131**, 026502 (2023).
- [38] Y.-Z. Chou and S. Das Sarma, Kondo Lattice Model in Magic-Angle Twisted Bilayer Graphene, *Physical Review Letters* **131**, 10.1103/physrevlett.131.026501 (2023).
- [39] A. Ghosh, S. Chakraborty, R. Dutta, A. Agarwala, K. Watanabe, T. Taniguchi, S. Banerjee, N. Trivedi, S. Mukerjee, and A. Das, Thermopower probes of emergent local moments in magic-angle twisted bilayer graphene, *Nature Physics* **21**, 732–739 (2025).
- [40] R. L. Merino, D. Călugăru, H. Hu, J. Díez-Mérida, A. Díez-Carlón, T. Taniguchi, K. Watanabe, P. Seifert, B. A. Bernevig, and D. K. Efetov, Interplay between light and heavy electron bands in magic-angle twisted bilayer graphene, *Nature Physics* **21**, 1078–1084 (2025).
- [41] Z. Zhang, S. Wu, D. Călugăru, H. Hu, T. Taniguchi, K. Watanabe, A. B. Bernevig, and E. Y. Andrei, Heavy fermions, mass renormalization and local moments in magic-angle twisted bilayer graphene via planar tunneling spectroscopy (2025), arXiv:2503.17875 [cond-mat.mes-hall].
- [42] D. Călugăru, H. Hu, R. L. Merino, N. Regnault, D. K. Efetov, and B. A. Bernevig, The thermoelectric effect and its natural heavy fermion explanation in twisted bilayer and trilayer graphene (2024), arXiv:2402.14057 [cond-mat.str-el].
- [43] R. L. Merino, D. Calugaru, H. Hu, J. Diez-Merida, A. Diez-Carlón, T. Taniguchi, K. Watanabe, P. Seifert, B. A. Bernevig, and D. K. Efetov, Evidence of heavy fermion physics in the thermoelectric transport of magic angle twisted bilayer graphene (2024), arXiv:2402.11749 [cond-mat.mes-hall].
- [44] S. Battle-Porro, D. Calugaru, H. Hu, R. K. Kumar, N. C. H. Hesp, K. Watanabe, T. Taniguchi, B. A. Bernevig, P. Stepanov, and F. H. L. Koppens, Cryo-near-field photovoltage microscopy of heavy-fermion twisted symmetric trilayer graphene (2024), arXiv:2402.12296 [cond-mat.mes-hall].
- [45] R. Žitko and T. Pruschke, Energy resolution and discretization artifacts in the numerical renormalization group, *Phys. Rev. B* **79**, 085106 (2009).
- [46] R. Žitko, Nrg ljubljana (2021).
- [47] O. Parcollet, M. Ferrero, T. Ayrál, H. Hafermann, I. Krivenko, L. Messio, and P. Seth, TRIQS: A toolbox for research on interacting quantum systems, *Computer Physics Communications* **196**, 398 (2015).
- [48] W. C. Oliveira and L. N. Oliveira, Generalized numerical renormalization-group method to calculate the thermodynamical properties of impurities in metals, *Phys. Rev. B* **49**, 11986 (1994).
- [49] R. Peters, T. Pruschke, and F. B. Anders, Numerical renormalization group approach to green's functions for quantum impurity models, *Phys. Rev. B* **74**, 245114 (2006).
- [50] A. Weichselbaum and J. von Delft, Sum-rule conserving spectral functions from the numerical renormalization group, *Phys. Rev. Lett.* **99**, 076402 (2007).
- [51] R. Bulla, A. C. Hewson, and T. Pruschke, Numerical renormalization group calculations for the self-energy of the impurity anderson model, *Journal of Physics: Condensed Matter* **10**, 8365–8380 (1998).
- [52] A. Weichselbaum and J. von Delft, Sum-rule conserving spectral functions from the numerical renormalization group, *Phys. Rev. Lett.* **99**, 076402 (2007).
- [53] E. Lieb and D. Mattis, Ordering energy levels of interacting spin systems, *Journal of Mathematical Physics* **3**, 749–751 (1962).
- [54] S.-Q. Shen, Total spin and antiferromagnetic correlation in the kondo model, *Phys. Rev. B* **53**, 14252 (1996).
- [55] I. Titvinidze, A. Schwabe, and M. Potthoff, Ferromagnetism of magnetic impurities coupled indirectly via conduction electrons: Insights from various theoretical approaches, *Phys. Rev. B* **90**, 045112 (2014).
- [56] A. K. Zhuravlev, Negative impurity magnetic susceptibility and heat capacity in a kondo model with narrow peaks in the local density of electron states, *The Physics of Metals and Metallography* **108**, 107–115 (2009).
- [57] F. Eickhoff and F. B. Anders, Kondo breakdown in multi-orbital anderson lattices induced by destructive hybridization interference (2024), arXiv:2401.04540 [cond-mat.str-el].
- [58] D. Withoff and E. Fradkin, Phase transitions in gapless fermi systems with magnetic impurities, *Phys. Rev. Lett.* **64**, 1835 (1990).
- [59] R. Bulla, T. Pruschke, and A. C. Hewson, Anderson impurity in pseudo-gap fermi systems, *Journal of Physics: Condensed Matter* **9**, 10463–10474 (1997).
- [60] C. R. Cassanello and E. Fradkin, Kondo effect in flux phases, *Phys. Rev. B* **53**, 15079 (1996).
- [61] C. Gonzalez-Buxton and K. Ingersent, Renormalization-group study of anderson and kondo impurities in gapless fermi systems, *Phys. Rev. B* **57**, 14254 (1998).
- [62] M. Vojta and R. Bulla, Kondo effect of impurity moments in d -wave superconductors: Quantum phase transition and spectral properties, *Phys. Rev. B* **65**, 014511 (2001).
- [63] K. Ingersent and Q. Si, Critical local-moment fluctuations, anomalous exponents, and ω/t scaling in the kondo problem with a pseudogap, *Phys. Rev. Lett.* **89**, 076403 (2002).
- [64] L. Fritz and M. Vojta, Phase transitions in the pseudogap anderson and kondo models: Critical dimensions, renormalization group, and local-moment criticality, *Phys. Rev. B* **70**, 214427 (2004).
- [65] M. Vojta, Impurity quantum phase transitions, *Philosophical Magazine* **86**, 1807 (2006), <https://doi.org/10.1080/14786430500070396>.

- [66] A. Schröder, G. Aeppli, R. Coldea, M. Adams, O. Stockert, H. Löhneysen, E. Bucher, R. Ramazashvili, and P. Coleman, Onset of antiferromagnetism in heavy-fermion metals, *Nature* **407**, 351–355 (2000).
- [67] F. Eickhoff and F. B. Anders, Strongly correlated multi-impurity models: The crossover from a single-impurity problem to lattice models, *Phys. Rev. B* **102**, 205132 (2020).
- [68] I. Affleck, The kondo screening cloud: What it is and how to observe it, in *Perspectives of Mesoscopic Physics* (WORLD SCIENTIFIC, 2010) p. 1–44.
- [69] I. V. Borzenets, J. Shim, J. C. H. Chen, A. Ludwig, A. D. Wieck, S. Tarucha, H.-S. Sim, and M. Yamamoto, Observation of the kondo screening cloud, *Nature* **579**, 210–213 (2020).
- [70] A. K. Mitchell, P. G. Derry, and D. E. Logan, Multiple magnetic impurities on surfaces: Scattering and quasiparticle interference, *Phys. Rev. B* **91**, 235127 (2015).
- [71] J. Sherman and W. J. Morrison, Adjustment of an inverse matrix corresponding to a change in one element of a given matrix, *The Annals of Mathematical Statistics* **21**, 124 (1950).
- [72] H. Lee, E. Plekhanov, D. Blackburn, S. Acharya, and C. Weber, The Mott to Kondo transition in diluted Kondo superlattices, *Communications Physics* **2**, 1 (2019).
- [73] F. Eickhoff, Power-law spectra and asymptotic ω/T scaling in the orbital-selective Mott phase of a three-orbital Hubbard model, *SciPost Phys.* **20**, 050 (2026).
- [74] R. Bulla and M. Potthoff, “linearized” dynamical mean-field theory for the mott-hubbard transition, *The European Physical Journal B* **13**, 257–264 (2000).
- [75] M. A. Ruderman and C. Kittel, Indirect exchange coupling of nuclear magnetic moments by conduction electrons, *Phys. Rev.* **96**, 99 (1954).
- [76] T. Kasuya, A Theory of Metallic Ferro- and Antiferromagnetism on Zener’s Model, *Progress of Theoretical Physics* **16**, 45 (1956), <https://academic.oup.com/ptp/article-pdf/16/1/45/5266722/16-1-45.pdf>.
- [77] F. Eickhoff, B. Lechtenberg, and F. B. Anders, Effective low-energy description of the two-impurity anderson model: Rkky interaction and quantum criticality, *Phys. Rev. B* **98**, 115103 (2018).
- [78] F. Eickhoff, J. Zhu, and B. Fauseweh, Figure and data for flat-band driven kondo breakdown and reentrant effects in heavy-fermion moiré superlattices (2025).