arXiv:2502.05674v1 [eess.AS] 8 Feb 2025

Less is More for Synthetic Speech Detection in the Wild

Ashi Garg [1] **Zexin Cai** [1] **Henry Li Xinyuan** [1] **Leibny Paola García-Perera** [1] **Kevin Duh** [1] **Sanjeev Khudanpur** [1] **Matthew Wiesner** [1] **Nicholas Andrews** [1]

Abstract

Driven by advances in self-supervised learning for speech, state-of-the-art synthetic speech detectors have achieved low error rates on popular benchmarks such as ASVspoof. However, prior benchmarks do not address the wide range of real-world variability in speech. Are reported error rates realistic in real-world conditions? To assess detector failure modes and robustness under controlled distribution shifts, we introduce `ShiftySpeech`, a benchmark with more than 3000 hours of synthetic speech from 7 domains, 6 TTS systems, 12 vocoders, and 3 languages. We found that *all* distribution shifts degraded model performance, and contrary to prior findings, training on more vocoders, speakers, or with data augmentation did not guarantee better generalization. In fact, we found that training on less diverse data resulted in better generalization, and that a detector fit using samples from a single carefully selected vocoder and a single speaker achieved state-of-the-art results on the challenging In-the-Wild benchmark.

1. Introduction

Although deep learning systems generalize poorly to distribution shifts (D'Amour et al., 2022; Teney et al., 2022), generalization of synthetic speech detectors is paramount (Müller et al., 2022; Chen et al., 2020b): they are deployed in security-critical systems (Kassis & Hengartner, 2023) to detect synthetic speech from many speakers in the presence of varying acoustic conditions. Harder yet, synthetic speech detectors must generalize to novel spoofing attacks powered by the rapid pace of change in generative speech technology (Marek et al., 2024; Müller et al., 2024a)—including voice conversion (VC) and text-to-speech (TTS)—used in consumer products, such as e-readers, voice-assistants and chatbots (Yang et al., 2024a; Kameoka et al., 2018; Choi et al., 2023; Casanova et al., 2022; Qian et al., 2019; Kaneko et al., 2019; Bargum et al., 2023). State-of-the-art synthetic speech detectors use self-supervised representations of speech (Tak et al., 2022b; Kang et al., 2024; Wang & Yamagishi, 2022). These representations are extracted from models trained on vast amounts of unlabeled audio containing a significant number of speakers, acoustic conditions, and even possibly synthetic speech. While broad domain coverage of self-supervised learning (SSL) models may mitigate cross-domain performance degradation, few prior studies (Müller et al., 2024; 2022; Khan et al., 2023) have explored the robustness of these models to specific distribution shifts.

In this paper, we aim to characterize the robustness of SSL-based synthetic speech detectors much more generally and answer the questions: Are SSL-based models more robust to distributon shifts? Which distribution shifts, if any, affect or degrade detection performance? How does the choice of training data impact generalization?

Answering these questions requires fine-grained control of test time distribution shifts. However, as existing benchmark datasets such as those introduced in the ASVspoof challenge encompass only a narrow range of domains, we develop a new benchmark called `ShiftySpeech`, with over 3000 hours of real and synthetic speech from a wide range of state-of-the-art vocoders, TTS systems, languages, and domains (Wu et al., 2015; Nautsch et al., 2021; Liu et al., 2023). Using this benchmark, we explore the impact of a wide range of controlled distribution shifts on detector performance.

Main contributions: (i) We systematically study the generalization of SSL-based synthetic speech detectors. (ii) We create a benchmark dataset comprising synthesized speech from a variety of systems to help further research in robust detection. (iii) We find that especially the YouTube domain and languages not seen in training pose a significant challenge to our best performing detector. (iv) We find that careful data selection can significantly improve the generalization of synthetic speech detectors, resulting in state-of-the-art performance on the challenging In-The-Wild benchmark.[1]

[1]Johns Hopkins University. Correspondence to: Ashi Garg <agarg22@jhu.edu>, Nicholas Andrews <noa@cs.jhu.edu>.

[1]Scripts to reproduce our experiments as well as download trained models and data are available at: `https://github.com/Ashigarg123/ShiftySpeech/`

2. Related Work

The ASVspoof benchmark (Wu et al., 2015) includes data generated from diverse synthesis methods, but the data are all clean and models trained on these data do not seem to generalize well. For instance, prior work on generalization (Müller et al., 2021) found that models relied on spurious correlations with the amount of silence to make predictions, performing worse when silence was trimmed from the audio.

(Müller et al., 2024b) note that poor cross-domain performance could be due to the innate "hardness" of the data, and the "difference", i.e., mismatch, between the training and test sets. They found that degradation is largely due to the difference gap. Prior work has sought to reduce this gap by training models on more data with greater diversity of domain (jin Shim et al., 2023) or to improve on "hard" data by increasing model capacity (Qian et al., 2017; Dinkel et al., 2018; Gomez-Alanis et al., 2019; Chen et al., 2017). Prior work (Wang & Yamagishi, 2022; Kulkarni et al., 2024) has also explored the effect of various front-end SSL-based models on the generalization of synthetic speech detectors using WavLM (Chen et al., 2022), HuBERT (Hsu et al., 2021) and Wav2Vec2 (Baevski et al., 2020), as well as the effect of various backends Kang et al. (2024), such as RawNet2 (weon Jung et al., 2020), LCNN (Wu et al., 2018), GMM and AASIST (weon Jung et al., 2021), to improve generalization. However, evaluations are conducted only on the ASVspoof or In-the-Wild datasets.

Training a generalizable detector is typically thought to require training data generated using multiple TTS or VC systems, but this is computationally expensive and not always feasible. Prior studies (Wang & Yamagishi, 2023a;b; Sanchez et al., 2014) have found that using re-vocoded authentic speech is a useful alternative method for creating additional training data. We take a similar approach in this work to train synthetic speech detection models. Furthermore, very little work has explored generalization of synthetic speech detectors to other languages, or the effect of multilingual training of detectors on language shift. Marek et al. (2024) studied generalization with respect to language shift and found that fine-tuning English-based models on the target language improves generalization. In this study, we further investigate this by training two separate detectors: one trained solely on Chinese speech and another only on English speech (see §D.2). Our results provide insights into how language-specific training influences cross-lingual generalization.

3. Synthetic Speech Detection in the Wild

Recently, the In-The-Wild (Müller et al., 2024a) (ITW) benchmark has been used to measure out-of-domain generalization to spoofing attacks for which the speech synthesis or voice conversion methods are unknown. The data consist of authentic and synthetic speech sourced from online and publicly available resources, including deepfakes of public figures, politicians and celebrities.

Table 1. Comparison of EER (%) on In-the-Wild benchmark. The proposed models based on SSL-AASIST outperform previous results by careful curation of the training data.

DETECTOR	EER (%)
(MÜLLER ET AL., 2024A)	37.81
(WANG ET AL., 2023)	36.84
RAWNET2 (YI ET AL., 2023)	36.74
RES2NET (YI ET AL., 2023)	36.62
AASIST (YI ET AL., 2023)	34.81
(YANG ET AL., 2024B)	24.27
(KULKARNI ET AL., 2024)	18.84
(LU ET AL., 2023)	7.68
(WANG & YAMAGISHI, 2023B)	7.55
(PASCU ET AL., 2024)	7.20
(WANG & YAMAGISHI, 2023A)	6.10
ENSEMBLE (HFG-VOCODED, 4-SPK, NO AUG)	**5.70**

Prior synthetic speech detectors rely on multi-domain training in conjunction with SSL models pre-trained on large amounts of real data to better generalize to the unknown synthesis methods in the ITW corpus. For instance, (Müller et al., 2024a; Lu et al., 2023; Pascu et al., 2024) trained their detection systems on ASVspoof, while Wang & Yamagishi (2023a) use large scale vocoded speech for training.

Furthermore, in addition to training on ASVspoof Wang et al. (2023); Yi et al. (2023); Yang et al. (2024b); Kulkarni et al. (2024); Lu et al. (2023); Pascu et al. (2024) also use Wav2vec 2.0, XLS-R, WavLM, Hubert or a fusion of these front-ends. Performance of these detection systems on the ITW dataset has gradually improved, (see Table 1), often by training on increasingly large amounts of data, or making better use of SSL front-ends.

Surprisingly, we observe (Table 1) that an ensemble of synthetic speech detectors trained merely on vocoded speech generated from a single HiFiGAN (HFG) vocoder achieved an EER of 5.70%, without using any data augmentations. We train the detection systems on four speakers based on results in §5.3 where we observed diminishing returns beyond four speakers in training, and to avoid making an arbitrary choice of speakers, we ensemble five detectors trained independently with different sets of four speakers. Each selected speaker contributes an equal number of audio samples during training. Notably, these results outperform the prior systems trained with comparatively large more amount of data. The zero-shot detector we train is SSL-

AASIST[2] proposed in Tak et al. (2022b). It processes raw waveforms using wav2vec 2.0[3] XLSR (Babu et al., 2021) as front-end and spectro-temporal graph attention network as backend (weon Jung et al., 2021). Pre-trained wav2vec 2.0 XLSR is trained with data covering 128 languages and 437k hours of speech. HFG generated audio samples are derived from WaveFake (Frank & Schönherr, 2021) dataset with corresponding real samples from LJSpeech (Ito, 2017). Augmentation used to train SSL-AASIST is SSL additive noise as part of RawBoost (Tak et al., 2022a).

In the remainder of the paper, we explain how we arrived at this result via a systematic analysis of the detection systems' performance under controlled distribution shifts and varying training conditions.

4. Benchmarking Distribution Shifts

This section details the creation of evaluation data for benchmarking distribution shifts. We first introduce the dataset used for training the detection system, followed by a brief description of the generation systems used to create synthetic speech for evaluation and the source datasets that introduce variations in language, speaker characteristics and background complexity.

Training data Similar to §3, the WaveFake dataset is used as training data for the following experiments. It is a single speaker dataset with six GAN-based vocoders and LJSpeech as the source. Vocoders that appear in training are listed in Table 2

Evaluation data We introduce a new dataset, `ShiftySpeech`, which includes 7 major distribution shifts for evaluation: it includes vocoded speech with test-time shifts due to different conditions, including:

- Language variations: JSUT (Japanese) (Sonobe et al., 2017) and AISHELL-1 (Chinese)(Bu et al., 2017)
- Speaker diversity: VoxCeleb2 (Chung et al., 2018)
- Reading style: Audiobook (Panayotov et al., 2015)
- Emotive speech: MSP-Podcast (Lotfian & Busso, 2019)
- Noisy or real world environment conditions: Youtube (Chen et al., 2021)
- Age/gender related shifts: CommonVoice (Ardila et al., 2020)

[2] https://github.com/TakHemlata/SSL_Anti-spoofing

[3] https://github.com/facebookresearch/fairseq/tree/main/examples/wav2vec

In addition, we also include synthetic data generated using several end-to-end TTS systems (Kim et al., 2020; 2021; Popov et al., 2021; Casanova et al., 2024) using LJSpeech (Ito, 2017) and VCTK transcripts, which are discussed further in Appendix D.[4]

In order to generate synthetic speech using above mentioned source datasets we utilize several GAN based vocoders: MelGAN (Mel) (Kumar et al., 2019), Parallel-WaveGAN (PWG) (Yamamoto et al., 2020), HiFiGAN (HFG) (Kong et al., 2020), Multi-band MelGAN (MB-Mel) (Yang et al., 2020), Style-MelGAN (Style-Mel) (Mustafa et al., 2021), UniVNET (Jang et al., 2021), BigVGAN (gil Lee et al., 2023), BigVSAN (Takida et al., 2024), iSTFTNet (Kaneko et al., 2022), VOCOS (Siuzdak, 2024) and APNet2 (Du et al., 2023). Apart from that we also explore a flow-based vocoder, WaveGlow (Prenger et al., 2018) and diffusion-based vocoder WaveGrad (Chen et al., 2020a).

For each of the distribution shifts we re-synthesize real data using the 12 test vocoders described in Table 2. All of the vocoders are trained on LibriTTS dataset. Training details can be found in Table 28 and Table 29.

Table 2. Train and test time vocoders. Note that out of 16 vocoders, 3 vocoders are used both in training and as part of the evaluation set to report the average EER.

VOCODERS	TRAIN-TIME	TEST-TIME
PWG	√	√
HFG	√	√
MEL	√	×
MEL-L	√	×
MB-MEL	√	√
FB-MEL	√	×
WAVEGLOW	√	×
STYLE-MEL	×	√
WAVEGRAD	×	√
UNIVNET V1 AND V2	×	√
BIGVGAN	×	√
BIGVSAN	×	√
ISTFTNET	×	√
APNET2	×	√
VOCOS	×	√

Speech generation methods are evaluated using various quality metrics like Mean Opinion Score (MOS). However, employing metrics like MOS to determine quality is cost intensive and time consuming. In this work, we use automatic speech quality metric, UTMOS (Saeki et al., 2022) submitted as a part of VoiceMOS challenge 2022 (Huang et al.,

[4] The front-end feature extractor Wav2Vec 2.0 XLSR was pretrained on a multilingual corpus, which does not include the test data used in this study. Apart from the CommonVoice dataset detailed in Appendix F, the pretraining data does not overlap with any of the evaluation datasets.

2022) to determine the quality of our dataset. (see Table 37 for more details).

Evaluation metric In order to evaluate performance on different systems we use the standard Equal Error Rate (EER) metric. EER is defined as the value where the false acceptance rate (FAR) equals the false rejection rate (FRR). Lower EER represents better detection performance.

Model selection During training, each model is validated on a held-out set that remains strictly separate from test set conditions. Specifically, model selection is performed on held out audio samples from the same dataset as the training vocoders. For the multi-speaker training, validation is conducted on held-out samples from the training speakers and vocoders. Similarly, for multi-vocoder training, held-out audio samples from training vocoders are used. Models are evaluated under diverse conditions without performing any condition-specific hyperparameter tuning of the detectors (§5). The model evaluated on the ITW dataset in §3 is selected based on performance across various distribution shifts.

5. Experiments

Speech vocoders are being developed at a rapid pace, producing increasingly convincing speech. Generally, vocoders are used in conjunction with synthesis methods, including TTS, playing a key role in synthetic speech generation. For the initial set of experiments, we hypothesize that focusing on vocoded speech will facilitate the development of an improved synthetic speech detector. We also conduct experiments with end-to-end TTS systems and controlled distribution shifts (Appendix D).

5.1. The choice of synthetic speech at training time

In the following experiments, we train detection systems with synthetic speech generated using varying numbers of synthesis models. We aim to understand the impact of different training conditions on generalization, and in particular to identify which training conditions lead to more robust detectors.

We train seven separate detectors each one trained on data generated from exactly one vocoder used in training from Table 2. The training data of vocoders is derived from the WaveFake (Frank & Schönherr, 2021) dataset with LJSpeech as the source for real audio samples (see Appendix A for more details). Evaluations are then conducted on `ShiftySpeech` (Table 3).

We observe that for each of the distribution shifts, training on speech vocoded using the HiFiGAN (HFG) vocoder seems to be most effective, achieving the lowest average EER (aEER) of 9.14%. However, training on WaveGlow alone leads to the highest aEER of 32.37%. Results are summarized in Table 5. This indicates that training on HFG is enough to train a detector with comparable generalization performance in each of the distribution shifts.

Leave-one-out We further investigate if training on vocoded speech derived from multiple systems results in improved generalization. Detectors are trained by excluding one of the vocoders from the set of training vocoders. More details can be found in Appendix A. Results from Table 6 indicate that holding out HFG and MelGAN-L degrades the performance on most of the distribution-shifts. Further, based on the leave-one-out experiment, holding out HFG leads to the highest aEER of 14.79%. While holding out MB-Mel, FB-Mel and WaveGlow improves generalization (aEER of 13.78%). Table 5 and Table 6 also highlight the relative difficulty of individual distribution-shifts. The EER range observed for the JSUT dataset is between 1.22% and 15.98%, while for the the Youtube dataset it is 17.17% - 42.23%. A similar trend was observed for the leave-one-out experiment.

Discussion Certain distribution shifts pose greater challenges for generalization than others. For example, when evaluating data with complex background conditions and YouTube-style content, our best-performing model (HFG) achieves an EER of 17.17%, while the worst-performing model (WaveGlow) demonstrates an EER of 42.23%. While incorporating additional data during training generally enhances performance, the minimum EER achieved when training with audio samples from multiple systems remains at 24.50 %, 25.15 % and 25.22% for this specific distribution shift. Notably, including more vocoders does not necessarily improve the model's performance on distribution shifts. In fact, despite HFG being included in most leave-one-out experiments, the models trained with multiple vocoders underperform compared to the model trained solely on HFG data. This highlights the critical importance of carefully selecting training data, rather than indiscriminately utilizing all available data. Similar trends were observed across other distribution shifts. Lastly, the above results provide further evidence supporting the findings from §3.

5.2. Data augmentations

Data augmentation techniques like RawBoost (Tak et al., 2022a) applied in (Tak et al., 2022b) have proven helpful in improving detection performance on ASVspoof Logical Access (LA) dataset and In-The-Wild dataset as observed in §3. Here, we investigate if these waveform-level augmentations help improve detection performance under specific distribution shifts. Scores are reported in Table 7. We train the detection system with generated utterances from HFG

Table 3. Distribution-shifts for vocoders considered in this paper. `ShiftySpeech` includes generated samples corresponding to each listed distribution-shifts for all test-time vocoders (Table 2). For CommonVoice dataset following vocoders are excluded – WaveGrad, APNet2 and iSTFTNet (see Appendix F for age, accent and gender related experiments).

DISTRIBUTION-SHIFT	SOURCE	HRS
LANGUAGE (JA)	JSUT	6.7H
LANGUAGE (EN)	AISHELL	10H
CELEB / SPEAKING-STYLE	VOXCELEB	11.19H
READING-STYLE	LIBRISPEECH	21.23H
EMOTIVE SPEECH; SPONTANEOUS	MSP-PODCAST	31.71H
BACKGROUND NOISE; NEAR AND FAR FIELD; SPONTANEOUS	GIGASPEECH-YOUTUBE	24.15H
AGE;ACCENT;GENDER	COMMONVOICE	246H
TOTAL HOURS		**350.98H**

Table 4. Distribution-shifts for TTS systems considered in this paper. See Appendix D for experiment details

DISTRIBUTION-SHIFT	TTS SYSTEM	SOURCE	HRS
LANGUAGE + TTS	VITS	VCTK	2.95H
TTS		LJSPEECH	25.54H
LANGUAGE + TTS	FASTPITCH	VCTK	2.69H
LANGUAGE + TTS	YOURTTS	VCTK	3.47H
LANGUAGE + TTS	XTTS	AISHELL (TRAIN)	167.63H
		AISHELL (DEV)	19.99H
		AISHELL (TEST)	10.38H
		VCTK	32.59H
LANGUAGE	XTTS	JSUT	7.54H
TTS	GLOW-TTS	LJSPEECH	25.70H
TTS	GRAD-TTS	LJSPEECH	22.64H
TTS VS VOCODER	LJSPEECH TRAINED HFG	LJSPEECH	24.36 H
TOTAL HOURS			**345.48H**

Table 5. Average EER on 12 test vocoders (see Table 2) for each distribution-shift. Models are trained on LJSpeech dataset with audio samples generated using each train vocoder. The model trained only on HFG generated speech outperforms other models on all test conditions.

	TEST SET						
TRAIN SET	JSUT	AISHELL	VOXCELEB	AUDIOBOOK	PODCAST	YOUTUBE	AEER
PWG	3.19	17.96	18.12	18.38	21.58	26.55	17.63
HFG	**1.22**	**10.67**	**8.40**	**9.08**	**8.35**	**17.17**	**9.14**
MB-MEL	3.35	15.57	12.98	16.10	17.14	22.46	14.60
FB-MEL	4.89	12.61	15.55	16.18	21.27	27.14	16.27
MEL	11.16	21.36	15.65	16.86	16.87	26.09	17.99
MEL-L	6.97	20.83	19.81	18.19	17.58	30.26	18.94
WAVEGLOW	15.98	27.36	38.27	34.22	36.20	42.23	32.37

vocoder with and without augmentations. One of the models is trained using a combination of augmentations related to transmission and microphone: (I) Linear and non-linear convolutive noise and (II) Impulsive signal-dependent additive noise. Another model was trained using data augmentation related to compression: (III) SSL additive noise. This augmentation has proved helpful especially in the detection of deepfakes as noted by (Tak et al., 2022b). More details can be found in Appendix H.

We note that there was no overall gain for all the distribution-shifts when augmentations I + II were applied. Whereas, utilizing augmentation III alone leads to a reduction in EER from 1.22% to 0.78% in the case of the JSUT dataset and from 9.08% to 8.44% in the case of the Audiobook dataset. However, no performance gain was observed for Podcast, YouTube and VoxCeleb dataset. This inconsistent behavior is surprising, especially for Podcast and YouTube datasets with data characteristics matching with the augmentations.

Table 6. Average EER on 12 test vocoders for each distribution-shift. Models are trained with audio samples generated using multiple vocoders excluding one of the vocoders with LJSpeech as the source dataset.

	TEST SET						
TRAIN SET	JSUT	AISHELL-1	VOXCELEB	AUDIOBOOK	PODCAST	YOUTUBE	aEER
LEAVE HFG	2.18	19.73	12.46	14.28	14.96	25.15	14.79
LEAVE PWG	2.06	18.05	13.17	12.35	14.54	26.75	14.48
LEAVE MEL	2.07	16.82	13.83	12.49	14.99	26.09	14.38
LEAVE MEL-L	1.95	21.08	13.50	12.42	14.44	24.50	14.64
LEAVE MB-MEL	1.93	15.58	11.89	12.53	13.90	25.61	13.57
LEAVE FB-MEL	2.12	15.51	12.78	12.14	13.75	25.22	13.58
LEAVE WAVEGLOW	1.95	17.84	12.13	11.47	13.39	25.92	13.78

For instance, audio compression effects are likely to be present in streaming YouTube audio. In addition, various microphone related artifacts can possibly be present in Podcast style data. Despite this, we observe an increase in EER% when the data augmentations are applied.

Discussion The above results suggest that data augmentation does not benefit every distribution-shift equally. These results are in contrast with standard practices of data augmentations aimed at improving performance. This highlights distribution-shifts as even a greater concern if common practices for improvement are not globally effective.

5.3. Impact of training on more speakers

In general, exposing a detection system to a variety of data during training is expected to help generalization. For example, including speakers with various speaking styles, pitch, timbre, and so on, may help generalize well to unseen speakers. Even though it is possible to access multiple-speakers during training, the number of audio samples per speaker are usually limited. In the following experiments, we explore the extent to which increasing the number of speakers in training helps generalization in this setting.

In order to understand the importance of including different numbers of speakers in training, we increase the number of speakers from 1 to 10 in training while keeping the total number of training samples the same. For each setting, we repeat the experiment 5 times selecting different sets of speakers at random to account for possible variance due to speaker properties. For instance, when training a model with 5 speakers, we randomly select 5 speakers for each of the 5 experiments and train 5 different detection systems. Each of the 5 experiments builds on the previous one, with the 5-speaker training set expanding on the 4-speaker set by adding one new speaker. This overlap ensures that performance gains are solely due to the newly added speakers. (see Appendix I for more details)

Models are trained on the `train-clean-360` subset of LibriTTS and synthetic speech is generated using HFG vocoder. We observed that for each of the distribution shifts, EER% decreased as number of speakers in training are increased from 1 to 4 (Figure 1). While performance on certain datasets like AISHELL exhibits inconsistent behavior, the aEER obtained on this dataset with 4 speakers in training is comparable to including ten speakers in training (see Appendix I for more details). These experimental results suggest that a dataset with four speakers may be sufficient for training, and increasing the number of speakers beyond this threshold might not provide substantial benefits to the model's performance.

For JSUT dataset, aEER of model trained with one speaker is 3.52% and it further decreases to 1.34% with 4 speakers in training. While training with all 10 speakers results in slight increase in aEER to 1.36%. Although training on 8 speakers led to a reduction in aEER of 11% in case of audiobook dataset; 35% in case of JSUT dataset; 16% in case of Podcast dataset. Only 3% and 7% reduction was observed for YouTube and VoxCeleb dataset respectively. Moreover, we observed similar results when evaluation was done on an out-of-domain vocoder PWG (see Figure 3). Detailed scores can be found in appendix Appendix I.

Discussion These results suggest that there are quickly diminishing returns from including more than 4 speakers in training. This is a positive finding, since it suggests that fewer resources need to be spent identifying a large number of speakers.

5.4. Vocoder detection difficulty

We further extend the previous experiment discussed in §5.1 to identify vocoders particularly degrading overall generalization performance. For each of the 7 detectors trained on synthetic speech generated using train-time vocoders in Table 3, we note the average EER on each of the distribution-shifts and report the scores in Table 8. Scores on a particular detection system can be found in Appendix A.

Table 7. **Data Augmentation:** Detectors are trained on utterances generated using HFG vocoder. Augmentations applied are – (I) Linear and non-linear convolutive noise, (II) Impulsive signal dependent additive noise, (III) SSL additive noise

AUGMENTATION	TEST SET					
	JSUT	AISHELL-1	AUDIOBOOK	PODCAST	YOUTUBE	VOXCELEB
NONE	1.22	10.67	9.08	8.35	17.17	8.40
I + II	1.36	9.64	9.50	12.00	18.15	9.26
III	0.78	15.74	8.44	8.97	18.70	10.09

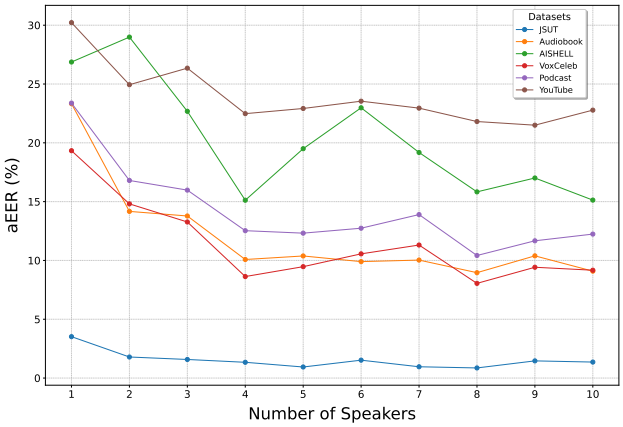

Figure 1. Average EERs reported with models trained on increasing number of speakers with HFG generated audio samples (LibriTTS, train-clean-360). For each dataset average EER on all 12 test vocoders are plotted. Test samples are also generated using HFG vocoder. aEER drops significantly when the number of speakers is increased to four. No significant performance gain was observed thereafter, for most cases.

Discussion Detection performance on test vocoders varies significantly, with aEER values ranging from 7% to 34%. For example, PWG is relatively easier to detect, as all trained models achieve the lowest aEER on the PWG test set, with an average aEER of 7.05%. On the other hand, BigVGAN is more challenging to detect, with higher EER values across all distribution-shifts and aEER of 34.64%. Additionally, other vocoders show varying detection difficulty, resulting in intermediate aEER values. Overall, in addition to HFG, vocoders released in later years (iSTFTNet, APNet2, Vocos and BigVGAN) achieved high aEER in the range of 20% – 34%. This depicts the generation quality being improved over the years. In addition to the findings in §5.1, while using HFG vocoded samples in training helps improve generalization, detecting the HFG vocoder during test-time poses a significant challenge.

5.5. Exploring generalization on newly released vocoders

Newly released vocoder systems with new architectures, features, and loss functions (Appendix E), can be expected to generate waveforms of better quality. Given this improved generation quality, it is quite possible that a detection system trained on older sets of generation methods is unable to distinguish speech synthesized using new methods from real speech. One possible solution to improve generalization in this scenario is to continuously update the training data. Can we improve detection performance by including new vocoders in the training data as they are released?

From our existing set of vocoders, we include vocoders released in 2018 in training and study the performance on vocoders released in the following years.[5] Similarly, we gradually include vocoders released in later years as part of training. Four detection systems are thus trained by including vocoders from 2018 – 2021 sequentially. The test set includes out-of-domain vocoders released between 2022 to 2024. Detection performance on in-domain vocoders is additionally reported in Table 23. Information about vocoders and year of release can be found in appendix Table 22.

The training data is derived from the WaveFake dataset. For vocoders not included in WaveFake, we generate fake audio samples using the respective vocoder with LJSpeech as the source. Further training details can be found in Appendix B. For evaluation, JSUT is used as the source dataset. Scores are reported in Table 9. Detailed scores can be found in appendix Table 23.

Although there is continuous improvement in generalization performance, it can be noted that vocoders from 2022 pose a challenge to detection performance with low reduction rates as compared to the 2023 evaluation set. In particular, this difficulty in generalization can be attributed to BigVGAN vocoder in evaluation set of 2022, which was previously found to be hard to detect (§5.4). APNet2 and Vocos from 2023 evaluation set also achieved higher aEER on all distribution-shifts (see Table 8). However, this set

[5]We use the publication year of the corresponding paper for these experiments, noting that this imperfectly captures the actual development time frame of the corresponding systems.

Table 8. For a given test vocoder EER is averaged over scores from six train vocoders. See Table 2 for the list of train vocoders. See Appendix A for a detailed score obtained using each train vocoder. Detection performance is worse on BigVGAN and best on PWG test vocoder.

	SOURCE						
TEST VOCODER	JSUT	AISHELL-1	VOXCELEB	AUDIOBOOK	PODCAST	YOUTUBE	AEER
PWG	0.02	5.09	6.19	4.80	7.39	18.85	7.05
MB-MEL	0.30	8.79	7.34	6.65	9.57	19.91	8.76
STYLE-MEL	1.02	11.09	11.14	11.06	13.15	21.38	11.47
WAVEGRAD	1.07	11.81	7.34	11.26	14.32	23.31	11.51
UNIV-1	3.88	8.79	15.67	15.63	17.23	23.93	14.18
UNIV-2	7.09	17.37	18.97	19.74	20.99	26.50	18.44
BIGVSAN	4.18	21.35	18.83	20.08	21.39	30.65	19.41
HFG	10.20	19.03	20.83	22.07	24.20	26.68	20.50
ISTFTNET	10.11	20.43	20.46	22.52	23.23	29.79	21.09
APNET2	10.01	25.08	24.79	26.82	26.56	33.01	24.37
VOCOS	5.96	29.45	27.09	23.03	23.93	35.03	24.08
BIGVGAN	26.33	33.08	34.62	37.50	36.38	39.94	34.64

Table 9. Models trained on samples generated using vocoders released in the year – 2018 to 2021. Average EER is reported on samples generated using set of vocoders released in later years from 2022 to 2024 with JSUT dataset as source. Vocoders considered for each year can be found in Table 22. aEER% dropped significantly as new generation vocoders are added in training. The EER reduction is slow for vocoders released in year 2022.

TRAIN SET	2022 AEER	2023 AEER	2024 AEER
2018	18.42	7.21	5.20
2018 – 2019	12.38	2.83	1.46
2018 – 2020	10.69	1.74	1.12
2018 – 2021	8.41	1.35	1.08
HFG (BEST)	5.42	1.20	0.72

achieved an overall better generalization performance with aEER of 1.35%. This suggests that newer vocoders may still share similar artifacts with older ones, enabling the models to generalize effectively to them. Similar trends were observed for 2024 evaluation set; however, this test consists of only one vocoder and hence it might not be a good indicator of systems released in 2024.

We also include the results from a model trained solely on utterances generated by HFG vocoder. We note that training only on HFG vocoder yields comparable performance to a model trained on a large set of vocoders. These results are consistent with observations in §5.1.

6. Conclusion

Main findings In general, novel test conditions are unavoidable, for example, due to the fact that new synthesis methods are continually being developed. We find that state-of-the-art synthetic speech detectors are vulnerable to a wide range of distribution shifts. Given these results, one may wonder whether simply collecting more training data in more varied conditions offers a potential solution. Surprisingly, our results suggest the opposite: to generalize well in unknown test conditions, training on *less* diverse training data—a single vocoder and ensemble of as few as four speaker models *without augmentations*—appears to be the more effective strategy (§3). As evident from inconsistent performance gain across different distribution shifts in §5.2. We suspect that a partial explanation of better detection performance using single vocoder system is that, by not including older, worse generation systems in the training set, the detector has no opportunity to overfit shortcuts specific to those systems.

Future work Our findings suggest two main directions for the future aiming to improve the robustness of synthetic speech detectors. First, we suspect that more sophisticated training objectives for detectors, for example, based on identifying specific pairs of contrasting examples of real and fake speech, could enable more successful training of detectors on more heterogeneous datasets. Second, while our study focuses on the zero-shot setting, in certain applications it is reasonable to assume that a small sample of synthetic speech is available, which opens the door to building few-shot detectors that could adapt to evolving test conditions (Soto et al., 2024).

Limitations We perform systematic experiments with varying training and test conditions to understand the impact of distribution shifts on detection performance. However, due to space and computing limitations, we are naturally unable to consider all possible conditions. Specifically, we focus on a relatively narrow set of languages that are well-

supported by existing synthesis methods, including English, Chinese and Japanese. We further focus our attention on state-of-the-art synthesis methods, at the possible expense of older methods that may exhibit different generalization patterns. The data augmentations considered in §5.2 focus on a limited number of noise types. Finally, we choose to focus on a small number of state-of-the-art detector architectures that use self-supervised representations, specifically SSL-AASIST, as we expect this architecture to be the most robust to the kinds of distribution shifts we study here.

Acknowledgment

This work was supported by the Office of the Director of National Intelligence (ODNI), Intelligence Advanced Research Projects Activity (IARPA), via the ARTS Program under contract D2023-2308110001. The views and conclusions contained herein are those of the authors and should not be interpreted as necessarily representing the official policies, either expressed or implied, of ODNI, IARPA, or the U.S. Government. The U.S. Government is authorized to reproduce and distribute reprints for governmental purposes notwithstanding any copyright annotation therein.

We thank Rafael Rivera-Soto, Rachel Wicks and Andrew Wang for their valuable discussions and feedback, which contributed to this work.

References

Ai, Y. and Ling, Z.-H. Apnet: An all-frame-level neural vocoder incorporating direct prediction of amplitude and phase spectra, 2023. URL https://arxiv.org/abs/2305.07952.

Ardila, R., Branson, M., Davis, K., Henretty, M., Kohler, M., Meyer, J., Morais, R., Saunders, L., Tyers, F. M., and Weber, G. Common voice: A massively-multilingual speech corpus, 2020. URL https://arxiv.org/abs/1912.06670.

Babu, A., Wang, C., Tjandra, A., Lakhotia, K., Xu, Q., Goyal, N., Singh, K., von Platen, P., Saraf, Y., Pino, J., Baevski, A., Conneau, A., and Auli, M. Xls-r: Self-supervised cross-lingual speech representation learning at scale, 2021. URL https://arxiv.org/abs/2111.09296.

Baevski, A., Zhou, H., Mohamed, A., and Auli, M. wav2vec 2.0: A framework for self-supervised learning of speech representations, 2020. URL https://arxiv.org/abs/2006.11477.

Bargum, A. R., Serafin, S., and Erkut, C. Reimagining Speech: A Scoping Review of Deep Learning-Powered Voice Conversion. *arXiv preprint arXiv:2311.08104*, 2023.

Bu, H., Du, J., Na, X., Wu, B., and Zheng, H. Aishell-1: An open-source mandarin speech corpus and a speech recognition baseline, 2017. URL https://arxiv.org/abs/1709.05522.

Casanova, E., Weber, J., Shulby, C. D., Junior, A. C., Gölge, E., and Ponti, M. A. YourTTS: Towards Zero-Shot Multi-Speaker TTS and Zero-Shot Voice Conversion for Everyone. In *International Conference on Machine Learning*, pp. 2709–2720, 2022.

Casanova, E., Davis, K., Gölge, E., Göknar, G., Gulea, I., Hart, L., Aljafari, A., Meyer, J., Morais, R., Olayemi, S., and Weber, J. Xtts: a massively multilingual zero-shot text-to-speech model, 2024. URL https://arxiv.org/abs/2406.04904.

Chen, G., Chai, S., Wang, G., Du, J., Zhang, W.-Q., Weng, C., Su, D., Povey, D., Trmal, J., Zhang, J., Jin, M., Khudanpur, S., Watanabe, S., Zhao, S., Zou, W., Li, X., Yao, X., Wang, Y., Wang, Y., You, Z., and Yan, Z. Gigaspeech: An evolving, multi-domain asr corpus with 10,000 hours of transcribed audio, 2021. URL https://arxiv.org/abs/2106.06909.

Chen, N., Zhang, Y., Zen, H., Weiss, R. J., Norouzi, M., and Chan, W. Wavegrad: Estimating gradients for waveform generation, 2020a. URL https://arxiv.org/abs/2009.00713.

Chen, S., Wang, C., Chen, Z., Wu, Y., Liu, S., Chen, Z., Li, J., Kanda, N., Yoshioka, T., Xiao, X., et al. WavLM: Large-Scale Self-Supervised Pre-Training for Full Stack Speech Processing. *IEEE Journal of Selected Topics in Signal Processing*, 16(6):1505–1518, 2022.

Chen, T., Kumar, A., Nagarsheth, P., Sivaraman, G., and Khoury, E. Generalization of audio deepfake detection. In *The Speaker and Language Recognition Workshop (Odyssey 2020)*, pp. 132–137, 2020b. doi: 10.21437/Odyssey.2020-19.

Chen, Z., Xie, Z., Zhang, W., and Xu, X. Resnet and model fusion for automatic spoofing detection. In *Interspeech 2017*, pp. 102–106, 2017. doi: 10.21437/Interspeech.2017-1085.

Choi, H.-Y., Lee, S.-H., and Lee, S.-W. Dddm-vc: Decoupled denoising diffusion models with disentangled representation and prior mixup for verified robust voice conversion, 2023. URL https://arxiv.org/abs/2305.15816.

Chung, J. S., Nagrani, A., and Zisserman, A. Voxceleb2: Deep speaker recognition. In *INTERSPEECH*, 2018.

D'Amour, A., Heller, K., Moldovan, D., Adlam, B., Alipanahi, B., Beutel, A., Chen, C., Deaton, J., Eisenstein, J., Hoffman, M. D., et al. Underspecification presents challenges for credibility in modern machine learning. *Journal of Machine Learning Research*, 23(226):1–61, 2022.

Dataset, T. M.-A. S. The m-ailabs speech dataset. https://www.caito.de/2019/01/03/the-m-ailabs-speech-dataset/, 2023. Accessed on 01/02/2024.

Dinkel, H., Qian, Y., and Yu, K. Investigating raw wave deep neural networks for end-to-end speaker spoofing detection. *IEEE/ACM Transactions on Audio, Speech, and Language Processing*, 26(11):2002–2014, 2018. doi: 10.1109/TASLP.2018.2851155.

Du, H.-P., Lu, Y.-X., Ai, Y., and Ling, Z.-H. Apnet2: High-quality and high-efficiency neural vocoder with direct prediction of amplitude and phase spectra, 2023. URL https://arxiv.org/abs/2311.11545.

Frank, J. and Schönherr, L. WaveFake: A Data Set to Facilitate Audio Deepfake Detection. In *Proceedings of the Neural Information Processing Systems Track on Datasets and Benchmarks*, volume 1, 2021.

gil Lee, S., Ping, W., Ginsburg, B., Catanzaro, B., and Yoon, S. Bigvgan: A universal neural vocoder with large-scale training, 2023. URL https://arxiv.org/abs/2206.04658.

Gomez-Alanis, A., Peinado, A. M., Gonzalez, J. A., and Gomez, A. M. A gated recurrent convolutional neural network for robust spoofing detection. *IEEE/ACM Transactions on Audio, Speech, and Language Processing*, 27(12):1985–1999, 2019. doi: 10.1109/TASLP.2019.2937413.

Goodfellow, I. J., Pouget-Abadie, J., Mirza, M., Xu, B., Warde-Farley, D., Ozair, S., Courville, A., and Bengio, Y. Generative adversarial networks, 2014. URL https://arxiv.org/abs/1406.2661.

Hsu, W.-N., Bolte, B., Tsai, Y.-H. H., Lakhotia, K., Salakhutdinov, R., and Mohamed, A. HuBERT: Self-Supervised Speech Representation Learning by Masked Prediction of Hidden Units. *IEEE/ACM Transactions on Audio, Speech, and Language Processing*, 29:3451–3460, 2021.

Huang, W.-C., Cooper, E., Tsao, Y., Wang, H.-M., Toda, T., and Yamagishi, J. The voicemos challenge 2022, 2022. URL https://arxiv.org/abs/2203.11389.

Ito, K. The LJ Speech Dataset. https://keithito.com/LJ-Speech-Dataset/, 2017.

Jang, W., Lim, D., Yoon, J., Kim, B., and Kim, J. Univnet: A neural vocoder with multi-resolution spectrogram discriminators for high-fidelity waveform generation, 2021. URL https://arxiv.org/abs/2106.07889.

jin Shim, H., weon Jung, J., and Kinnunen, T. Multi-dataset co-training with sharpness-aware optimization for audio anti-spoofing, 2023. URL https://arxiv.org/abs/2305.19953.

Kalchbrenner, N., Elsen, E., Simonyan, K., Noury, S., Casagrande, N., Lockhart, E., Stimberg, F., van den Oord, A., Dieleman, S., and Kavukcuoglu, K. Efficient neural audio synthesis, 2018. URL https://arxiv.org/abs/1802.08435.

Kameoka, H., Kaneko, T., Tanaka, K., and Hojo, N. StarGAN-VC: Non-Parallel Many-to-Many Voice Conversion Using Star Generative Adversarial Networks. In *IEEE Spoken Language Technology Workshop*, pp. 266–273, 2018.

Kaneko, T., Kameoka, H., Tanaka, K., and Hojo, N. CycleGAN-VC2: Improved CycleGAN-Based Non-Parallel Voice Conversion. In *IEEE International Conference on Acoustics, Speech and Signal Processing*, pp. 6820–6824, 2019.

Kaneko, T., Tanaka, K., Kameoka, H., and Seki, S. istftnet: Fast and lightweight mel-spectrogram vocoder incorporating inverse short-time fourier transform, 2022. URL https://arxiv.org/abs/2203.02395.

Kang, T., Han, S., Choi, S., Seo, J., Chung, S., Lee, S., Oh, S., and Kwak, I.-Y. Experimental study: Enhancing voice spoofing detection models with wav2vec 2.0, 2024. URL https://arxiv.org/abs/2402.17127.

Kassis, A. and Hengartner, U. Breaking security-critical voice authentication. In *2023 IEEE Symposium on Security and Privacy (SP)*, pp. 951–968. IEEE, 2023.

Khan, A., Malik, K. M., Ryan, J., and Saravanan, M. Battling voice spoofing: a review, comparative analysis, and generalizability evaluation of state-of-the-art voice spoofing counter measures. *Artificial Intelligence Review*, 56 (Suppl 1):513–566, 2023.

Kim, J., Kim, S., Kong, J., and Yoon, S. Glow-tts: A generative flow for text-to-speech via monotonic alignment search, 2020. URL https://arxiv.org/abs/2005.11129.

Kim, J., Kong, J., and Son, J. Conditional variational autoencoder with adversarial learning for end-to-end text-to-speech, 2021. URL https://arxiv.org/abs/2106.06103.

Kong, J., Kim, J., and Bae, J. Hifi-gan: Generative adversarial networks for efficient and high fidelity speech synthesis, 2020. URL https://arxiv.org/abs/2010.05646.

Kulkarni, A., Tran, H. M., Kulkarni, A., Dowerah, S., Lolive, D., and Doss, M. M. Exploring generalization to unseen audio data for spoofing: insights from ssl models. In *The Automatic Speaker Verification Spoofing Countermeasures Workshop (ASVspoof 2024)*, pp. 86–93, 2024. doi: 10.21437/ASVspoof.2024-13.

Kumar, K., Kumar, R., de Boissiere, T., Gestin, L., Teoh, W. Z., Sotelo, J., de Brebisson, A., Bengio, Y., and Courville, A. Melgan: Generative adversarial networks for conditional waveform synthesis, 2019. URL https://arxiv.org/abs/1910.06711.

Liu, X., Wang, X., Sahidullah, M., Patino, J., Delgado, H., Kinnunen, T., Todisco, M., Yamagishi, J., Evans, N., Nautsch, A., and Lee, K. A. Asvspoof 2021: Towards spoofed and deepfake speech detection in the wild. *IEEE/ACM Transactions on Audio, Speech, and Language Processing*, 31:2507–2522, 2023. ISSN 2329-9304. doi: 10.1109/taslp.2023.3285283. URL http://dx.doi.org/10.1109/TASLP.2023.3285283.

Lotfian, R. and Busso, C. Building naturalistic emotionally balanced speech corpus by retrieving emotional speech from existing podcast recordings. *IEEE Transactions on Affective Computing*, 10(4):471–483, October-December 2019. doi: 10.1109/TAFFC.2017.2736999.

Lu, J., Zhang, Y., Wang, W., Shang, Z., and Zhang, P. One-class knowledge distillation for spoofing speech detection, 2023. URL https://arxiv.org/abs/2309.08285.

Marek, B., Kawa, P., and Syga, P. Are audio deepfake detection models polyglots?, 2024. URL https://arxiv.org/abs/2412.17924.

Mehri, S., Kumar, K., Gulrajani, I., Kumar, R., Jain, S., Sotelo, J., Courville, A., and Bengio, Y. Samplernn: An unconditional end-to-end neural audio generation model, 2017. URL https://arxiv.org/abs/1612.07837.

Müller, N. M., Czempin, P., Dieckmann, F., Froghyar, A., and Böttinger, K. Does audio deepfake detection generalize? *Interspeech*, 2022.

Müller, N. M., Kawa, P., Choong, W. H., Casanova, E., Gölge, E., Müller, T., Syga, P., Sperl, P., and Böttinger, K. Mlaad: The multi-language audio anti-spoofing dataset. *International Joint Conference on Neural Networks (IJCNN)*, 2024.

Mustafa, A., Pia, N., and Fuchs, G. Stylemelgan: An efficient high-fidelity adversarial vocoder with temporal adaptive normalization, 2021. URL https://arxiv.org/abs/2011.01557.

Müller, N. M., Dieckmann, F., Czempin, P., Canals, R., Böttinger, K., and Williams, J. Speech is silver, silence is golden: What do asvspoof-trained models really learn?, 2021. URL https://arxiv.org/abs/2106.12914.

Müller, N. M., Czempin, P., Dieckmann, F., Froghyar, A., and Böttinger, K. Does audio deepfake detection generalize?, 2024a. URL https://arxiv.org/abs/2203.16263.

Müller, N. M., Evans, N., Tak, H., Sperl, P., and Böttinger, K. Harder or different? understanding generalization of audio deepfake detection, 2024b. URL https://arxiv.org/abs/2406.03512.

Nautsch, A., Wang, X., Evans, N., Kinnunen, T. H., Vestman, V., Todisco, M., Delgado, H., Sahidullah, M., Yamagishi, J., and Lee, K. A. Asvspoof 2019: Spoofing countermeasures for the detection of synthesized, converted and replayed speech. *IEEE Transactions on Biometrics, Behavior, and Identity Science*, 3(2):252–265, April 2021. ISSN 2637-6407. doi: 10.1109/tbiom.2021.3059479. URL http://dx.doi.org/10.1109/TBIOM.2021.3059479.

Panayotov, V., Chen, G., Povey, D., and Khudanpur, S. Librispeech: An asr corpus based on public domain audio books. In *2015 IEEE International Conference on Acoustics, Speech and Signal Processing (ICASSP)*, pp. 5206–5210, 2015. doi: 10.1109/ICASSP.2015.7178964.

Pascu, O., Stan, A., Oneata, D., Oneata, E., and Cucu, H. Towards generalisable and calibrated synthetic speech detection with self-supervised representations, 2024. URL https://arxiv.org/abs/2309.05384.

Popov, V., Vovk, I., Gogoryan, V., Sadekova, T., and Kudinov, M. Grad-tts: A diffusion probabilistic model for text-to-speech, 2021. URL https://arxiv.org/abs/2105.06337.

Prenger, R., Valle, R., and Catanzaro, B. Waveglow: A flow-based generative network for speech synthesis, 2018. URL https://arxiv.org/abs/1811.00002.

Qian, K., Zhang, Y., Chang, S., Yang, X., and Hasegawa-Johnson, M. AutoVC: Zero-Shot Voice Style Transfer with Only Autoencoder Loss. In *International Conference on Machine Learning*, volume 97, pp. 5210–5219, 2019.

Qian, Y., Chen, N., Dinkel, H., and Wu, Z. Deep feature engineering for noise robust spoofing detection. *IEEE/ACM Transactions on Audio, Speech, and Language Processing*, 25(10):1942–1955, 2017. doi: 10.1109/TASLP.2017.2732162.

Saeki, T., Xin, D., Nakata, W., Koriyama, T., Takamichi, S., and Saruwatari, H. Utmos: Utokyo-sarulab system for voicemos challenge 2022, 2022. URL https://arxiv.org/abs/2204.02152.

Sanchez, J., Saratxaga, I., Hernaez, I., Navas, E., and Erro, D. A cross-vocoder study of speaker independent synthetic speech detection using phase information. In *Interspeech 2014*, pp. 1663–1667, 2014. doi: 10.21437/Interspeech.2014-393.

Shibuya, T., Takida, Y., and Mitsufuji, Y. Bigvsan: Enhancing gan-based neural vocoders with slicing adversarial network, 2024. URL https://arxiv.org/abs/2309.02836.

Siuzdak, H. Vocos: Closing the gap between time-domain and fourier-based neural vocoders for high-quality audio synthesis, 2024. URL https://arxiv.org/abs/2306.00814.

Sonobe, R., Takamichi, S., and Saruwatari, H. Jsut corpus: free large-scale japanese speech corpus for end-to-end speech synthesis, 2017. URL https://arxiv.org/abs/1711.00354.

Soto, R. A. R., Koch, K., Khan, A., Chen, B. Y., Bishop, M., and Andrews, N. Few-Shot Detection of Machine-Generated Text using Style Representations. In *International Conference on Learning Representations*, 2024.

Tak, H., Kamble, M., Patino, J., Todisco, M., and Evans, N. Rawboost: A raw data boosting and augmentation method applied to automatic speaker verification anti-spoofing, 2022a. URL https://arxiv.org/abs/2111.04433.

Tak, H., Todisco, M., Wang, X., weon Jung, J., Yamagishi, J., and Evans, N. Automatic Speaker Verification Spoofing and Deepfake Detection Using Wav2vec 2.0 and Data Augmentation. In *Speaker and Language Recognition Workshop*, pp. 112–119, 2022b.

Takida, Y., Imaizumi, M., Shibuya, T., Lai, C.-H., Uesaka, T., Murata, N., and Mitsufuji, Y. San: Inducing metrizability of gan with discriminative normalized linear layer, 2024. URL https://arxiv.org/abs/2301.12811.

Teney, D., Peyrard, M., and Abbasnejad, E. Predicting is not understanding: Recognizing and addressing underspecification in machine learning, 2022. URL https://arxiv.org/abs/2207.02598.

van den Oord, A., Dieleman, S., Zen, H., Simonyan, K., Vinyals, O., Graves, A., Kalchbrenner, N., Senior, A., and Kavukcuoglu, K. Wavenet: A generative model for raw audio, 2016. URL https://arxiv.org/abs/1609.03499.

Wang, C., Yi, J., Tao, J., Zhang, C., Zhang, S., and Chen, X. Detection of cross-dataset fake audio based on prosodic and pronunciation features, 2023. URL https://arxiv.org/abs/2305.13700.

Wang, X. and Yamagishi, J. Investigating self-supervised front ends for speech spoofing countermeasures, 2022. URL https://arxiv.org/abs/2111.07725.

Wang, X. and Yamagishi, J. Can large-scale vocoded spoofed data improve speech spoofing countermeasure with a self-supervised front end?, 2023a. URL https://arxiv.org/abs/2309.06014.

Wang, X. and Yamagishi, J. Spoofed training data for speech spoofing countermeasure can be efficiently created using neural vocoders, 2023b. URL https://arxiv.org/abs/2210.10570.

weon Jung, J., bin Kim, S., jin Shim, H., ho Kim, J., and Yu, H.-J. Improved rawnet with feature map scaling for text-independent speaker verification using raw waveforms, 2020. URL https://arxiv.org/abs/2004.00526.

weon Jung, J., Heo, H.-S., Tak, H., jin Shim, H., Chung, J. S., Lee, B.-J., Yu, H.-J., and Evans, N. Aasist: Audio anti-spoofing using integrated spectro-temporal graph attention networks, 2021. URL https://arxiv.org/abs/2110.01200.

Wu, X., He, R., Sun, Z., and Tan, T. A light cnn for deep face representation with noisy labels, 2018. URL https://arxiv.org/abs/1511.02683.

Wu, Z., Kinnunen, T., Evans, N., Yamagishi, J., Hanilçi, C., Sahidullah, M., and Sizov, A. Asvspoof 2015: the first automatic speaker verification spoofing and countermeasures challenge. In *Interspeech 2015*, pp. 2037–2041, 2015. doi: 10.21437/Interspeech.2015-462.

Yamamoto, R., Song, E., and Kim, J.-M. Parallel wavegan: A fast waveform generation model based on generative adversarial networks with multi-resolution spectrogram, 2020. URL https://arxiv.org/abs/1910.11480.

Yang, G., Yang, S., Liu, K., Fang, P., Chen, W., and Xie, L. Multi-band melgan: Faster waveform generation for high-quality text-to-speech, 2020. URL https://arxiv.org/abs/2005.05106.

Yang, Y., Kartynnik, Y., Li, Y., Tang, J., Li, X., Sung, G., and Grundmann, M. StreamVC: Real-Time Low-Latency Voice Conversion. In *IEEE International Conference on Acoustics, Speech and Signal Processing*, pp. 11016–11020, 2024a.

Yang, Y., Qin, H., Zhou, H., Wang, C., Guo, T., Han, K., and Wang, Y. A robust audio deepfake detection system via multi-view feature, 2024b. URL https://arxiv.org/abs/2403.01960.

Yi, J., Wang, C., Tao, J., Zhang, X., Zhang, C. Y., and Zhao, Y. Audio deepfake detection: A survey, 2023. URL https://arxiv.org/abs/2308.14970.

A. Identifying best train-time vocoders

The following tables provide detailed results corresponding to the experiments discussed in §5.1. These tables record EER (%) across detector systems and distribution-shifts.

Training details Detection systems are trained on synthetic speech generated from a single vocoder using a learning rate of 1e-5 and batch size of 64 for 20 epochs. Detectors for leave-one-out experiments are trained for 50 epochs with a learning rate of 1e-6, batch size 64 and weight decay of 0.0001. Model checkpoint with lower validation loss is used for evaluation.

Average EER (aEER) column represents the overall generalization of each training model on given test vocoders. On the other hand, aEER row represents the overall difficulty of detecting a particular vocoder considering the performance of all detectors.

Table 10. EER (%) on models trained on LJSpeech dataset and generated utterances from train-time vocoder. Evaluation data is generated using vocoded speech from test vocoders with JSUT (single-speaker) as the source dataset. Lowest aEER on all test vocoders is achieved using model trained with HFG vocoded samples. Higher aEER obtained with WaveGlow used in training.

Train set ↓ Test set →	**PWG**	**WaveGrad**	**BigVGAN**	**BigVSAN**	**MB-MelGAN**	**UniVNet v1**	**UniVNet v2**	**HiFiGAN**	**Style-MelGAN**	**Vocos**	**APNet2**	**iSTFTNet**	**aEER**
PWG	0.0	0.24	20.40	2.72	0.0	0.26	2.34	3.10	0.0	2.28	4.36	2.64	3.19
HiFiGAN	0.0	0.10	10.48	0.72	0.0	0.0	0.24	0.34	0.06	0.70	1.70	0.36	1.22
MB-Mel	0.0	0.32	20.50	2.20	0.0	0.50	2.46	2.62	0.02	3.34	5.02	3.26	3.35
FB-Mel	0.02	0.56	23.60	6.20	0.0	1.00	3.80	4.36	0.04	6.06	8.36	4.68	4.89
Mel	0.02	3.54	34.58	7.60	0.88	4.40	11.10	10.80	0.58	14.00	28.78	17.70	11.16
Mel-L	0.0	1.76	29.66	4.64	0.24	1.76	5.28	6.84	0.16	6.74	16.10	10.50	6.97
WaveGLow	0.12	0.98	45.10	5.20	0.98	19.24	24.44	43.36	6.28	8.64	5.78	31.64	15.98
aEER	0.02	1.07	26.33	4.18	0.30	3.88	7.09	10.20	1.02	5.96	10.01	10.11	-

Table 11. EER (%) on models trained on LJSpeech dataset and generated utterances from multiple train-time vocoder in leave-one-out fashion. Evaluation data is generated using vocoded speech from test vocoders with JSUT (single-speaker) as the source dataset. Leaving Mel-l, MB-Mel and WaveGlow vocoder from training helps yield low aEER

Train set ↓ Test set →	**PWG**	**WaveGrad**	**BigVGAN**	**BigVSAN**	**MB-MelGAN**	**UniVNet v1**	**UniVNet v2**	**HiFiGAN**	**Style-MelGAN**	**Vocos**	**APNet2**	**iSTFTNet**	**aEER**
Leave HFG	0.0	0.08	17.80	1.06	0.0	0.14	0.92	1.30	0.0	1.20	2.08	1.60	2.18
Leave pwg	0.0	0.16	16.44	1.18	0.0	0.12	0.82	1.14	0.0	1.32	2.34	1.20	2.06
Leave mel	0.0	0.16	17.28	1.18	0.0	0.18	0.78	1.08	0.0	1.18	1.78	1.22	2.07
Leave mel-l	0.0	0.06	16.06	1.08	0.0	0.14	0.74	1.16	0.02	1.16	1.84	1.22	1.95
Leave mb-mel	0.0	0.12	15.66	1.12	0.0	0.14	0.78	1.04	0.0	1.14	2.22	1.04	1.93
Leave fb-mel	0.0	0.18	17.82	1.12	0.0	0.10	0.82	1.26	0.0	1.16	1.80	1.22	2.12
Leave waveglow	0.0	0.18	15.58	1.30	0.0	0.08	0.68	0.80	0.02	1.36	2.54	0.92	1.95

Table 12. EER (%) on models trained on LJSpeech dataset and generated utterances from train-time vocoder. Evaluation data is generated using vocoded speech from test vocoders with AISHELL (multi-speaker + accented) as the source dataset. BigVGAN and Vocos consistently exhibits higher EER across all training models.

Train set ↓ Test set →	**PWG**	**WaveGrad**	**BigVGAN**	**BigVSAN**	**MB-MelGAN**	**UniVNet v1**	**UniVNet v2**	**HiFiGAN**	**Style-MelGAN**	**Vocos**	**APNet2**	**iSTFTNet**	**aEER**
PWG	6.16	12.37	33.43	23.21	9.69	10.53	14.66	20.07	9.09	34.60	24.65	17.15	17.96
HiFiGAN	2.24	8.41	25.30	12.41	2.74	3.05	6.56	8.47	4.76	31.36	16.04	6.80	10.67
MB-Mel	4.66	11.20	34.37	19.34	5.07	8.94	14.03	16.23	3.62	28.16	24.19	17.04	15.57
FB-Mel	3.21	6.55	31.96	20.33	1.57	5.32	10.10	10.99	3.13	22.81	22.32	13.08	12.61
Mel	6.10	15.53	36.53	24.63	12.98	16.97	21.80	20.66	11.87	31.70	32.38	25.22	21.36
Mel-L	4.73	16.80	37.38	26.93	12.57	11.87	18.11	22.68	8.73	29.41	34.37	26.47	20.83
WaveGLow	8.57	11.87	32.63	22.24	16.96	42.12	36.39	34.15	36.43	28.17	21.61	37.27	27.36
aEER	5.09	11.81	33.08	21.29	8.79	14.11	17.37	19.03	11.09	29.45	25.08	20.43	-

Table 13. EER (%) on models trained on LJSpeech dataset and generated utterances from multiple train-time vocoder in leave-one-out fashion. Evaluation data is generated using vocoded speech from test vocoders with AISHELL (multi-speaker + accented) as the source dataset. Leaving FB-Mel and MB-Mel vocoders from training helps yield low aEER

Train set ↓ Test set →	PWG	WaveGrad	BigVGAN	BigVSAN	MB-MelGAN	UniVNet v1	UniVNet v2	HiFiGAN	Style-MelGAN	Vocos	APNet2	iSTFTNet	aEER
Leave HFG	9.93	21.09	34.01	24.62	15.38	14.00	17.89	19.98	3.66	30.11	25.91	20.17	19.73
Leave pwg	10.21	18.60	33.20	22.43	13.54	10.95	13.90	15.94	8.54	29.40	24.70	15.23	18.05
Leave mel	13.08	16.17	31.49	20.05	12.83	9.88	12.61	15.49	9.88	26.28	20.56	13.60	16.82
Leave mel-l	15.56	23.83	32.84	25.07	18.07	17.64	20.22	20.33	4.23	30.64	24.34	20.20	21.08
Leave mb-mel	7.24	16.48	30.08	19.14	10.88	8.82	12.48	14.42	4.43	27.73	21.12	14.15	15.58
Leave fb-mel	7.93	15.81	29.29	18.96	11.09	10.46	13.37	14.32	5.07	27.06	19.89	13.51	15.51
Leave waveglow	9.25	19.98	33.06	23.29	13.26	10.82	14.31	16.06	3.97	30.72	24.05	15.30	17.84

Table 14. EER (%) on models trained on LJSpeech dataset and generated utterances from train-time vocoder. Evaluation data is generated using vocoded speech from test vocoders with VoxCeleb as the source dataset. Lowest aEER on all vocoders is achieved using model trained with HFG vocoded samples. Highest aEER obtained with WaveGlow used in training.

Train set ↓ Test set →	PWG	WaveGrad	BigVGAN	BigVSAN	MB-MelGAN	UniVNet v1	UniVNet v2	HiFiGAN	Style-MelGAN	Vocos	APNet2	iSTFTNet	aEER
PWG	5.64	17.13	36.17	20.76	5.88	12.66	17.09	20.90	9.35	29.31	24.21	18.36	18.12
HiFiGAN	1.00	5.80	23.49	6.81	1.04	4.22	5.02	7.14	2.31	27.39	9.99	6.70	8.40
MB-Mel	2.15	7.03	33.62	13.97	1.95	8.06	12.12	16.31	4.06	20.84	19.94	15.67	12.98
FB-Mel	4.06	7.50	37.64	19.75	2.62	10.15	15.59	17.19	5.13	24.10	23.82	19.10	15.55
Mel	3.77	9.27	33.54	12.72	6.13	11.26	16.31	18.79	8.22	23.20	27.37	17.23	15.65
Mel-L	6.34	15.08	35.37	20.61	10.13	14.42	19.40	23.71	11.71	24.74	33.52	22.75	19.81
WaveGLow	25.70	36.58	42.51	37.25	23.67	48.97	47.29	41.81	37.23	40.11	34.73	43.43	38.27
aEER	6.95	14.05	34.62	18.83	7.34	15.67	18.97	20.83	11.14	27.09	24.79	20.46	-

Table 15. EER (%) on models trained on LJSpeech dataset and generated utterances from multiple train-time vocoder in leave-one-out fashion. Evaluation data is generated using vocoded speech from test vocoders with VoxCeleb as the source dataset. BigVGAN and Vocos consistently exhibits higher EER across all training models.

Train set ↓ Test set →	PWG	WaveGrad	BigVGAN	BigVSAN	MB-MelGAN	UniVNet v1	UniVNet v2	HiFiGAN	Style-MelGAN	Vocos	APNet2	iSTFTNet	aEER
Leave HFG	3.48	8.71	31.33	13.66	5.58	7.83	11.75	13.68	4.00	19.45	16.72	13.39	12.46
Leave pwg	6.81	11.22	29.62	13.19	8.24	8.08	10.89	13.17	6.93	21.50	15.65	12.74	13.17
Leave mel	8.30	10.99	31.04	14.77	8.45	9.06	11.69	13.62	7.79	21.15	16.16	12.96	13.83
Leave mel-l	6.77	10.58	29.87	14.87	7.79	9.41	11.85	13.60	6.48	21.91	15.84	13.07	13.50
Leave mb-mel	4.45	9.39	28.92	11.96	6.15	6.85	9.76	12.18	4.82	21.15	15.34	11.75	11.89
Leave fb-mel	6.19	11.12	28.66	13.09	7.53	8.39	11.16	12.66	6.21	21.44	15.16	11.75	12.78
Leave waveglow	6.07	9.47	29.54	13.09	7.73	6.66	9.35	11.85	5.15	20.39	15.14	11.22	12.13

Table 16. EER (%) on models trained on LJSpeech dataset and generated utterances from train-time vocoder. Evaluation data is generated using vocoded speech from test vocoders with Audiobook as the source dataset. Lowest aEER on all test vocoders is achieved using model trained with HFG vocoded samples. Highest aEER obtained with WaveGlow used in training.

Train set ↓ Test set →	PWG	WaveGrad	BigVGAN	BigVSAN	MB-MelGAN	UniVNet v1	UniVNet v2	HiFiGAN	Style-MelGAN	Vocos	APNet2	iSTFTNet	aEER
PWG	4.37	14.53	38.18	23.15	4.96	13.91	19.85	22.06	9.40	23.02	25.55	21.67	18.38
HiFiGAN	0.98	5.21	26.12	10.77	0.75	3.63	6.30	8.02	5.56	21.85	12.05	7.79	9.08
MB-Mel	2.77	10.22	37.63	18.79	3.40	11.88	16.87	19.90	5.89	21.01	24.55	20.40	16.10
FB-Mel	2.89	9.05	38.46	22.38	2.06	10.91	17.36	18.91	4.51	20.84	25.38	21.43	16.18
Mel	1.61	7.84	38.75	14.67	5.31	12.36	17.33	20.67	7.88	20.76	33.93	21.22	16.86
Mel-L	2.73	10.53	38.45	19.67	7.40	13.18	18.18	22.46	8.70	20.79	33.04	23.23	18.19
WaveGLow	18.31	21.47	44.94	31.14	22.71	43.55	42.34	42.50	35.52	32.95	33.30	41.91	34.22
aEER	6.23	11.26	37.50	20.08	6.65	15.63	19.74	22.07	11.06	23.03	26.82	22.52	-

Table 17. EER (%) on models trained on LJSpeech dataset and generated utterances from multiple train-time vocoder in leave-one-out fashion. Evaluation data is generated using vocoded speech from test vocoders with Audiobook as the source dataset. Leaving HFG vocoder degrades the overall performance.

Train set ↓ Test set →	PWG	WaveGrad	BigVGAN	BigVSAN	MB-MelGAN	UniVNet v1	UniVNet v2	HiFiGAN	Style-MelGAN	Vocos	APNet2	iSTFTNet	aEER
Leave HFG	2.88	7.46	35.97	17.26	3.62	10.27	15.37	16.94	4.70	17.36	21.18	18.40	14.28
Leave pwg	4.47	7.56	32.75	14.75	4.85	7.45	11.23	12.85	5.53	15.92	17.16	13.73	12.35
Leave mel	5.21	7.25	33.32	15.58	5.41	7.45	11.82	12.90	5.41	15.06	16.88	13.69	12.49
Leave mel-l	4.10	7.86	33.13	15.01	4.59	7.79	11.94	13.15	3.56	16.57	17.20	14.14	12.42
Leave mb-mel	3.26	7.82	33.92	15.58	3.66	7.25	11.89	13.53	4.10	16.88	18.14	14.36	12.53
Leave fb-mel	3.88	7.57	33.24	14.42	4.40	7.27	11.43	12.66	5.46	15.67	16.62	13.10	12.14
Leave waveglow	3.77	7.16	32.31	14.72	4.17	6.12	9.94	11.46	3.61	15.50	16.67	12.23	11.47

Table 18. EER (%) on models trained on LJSpeech dataset and generated utterances from train-time vocoder. Evaluation data is generated using vocoded speech from test vocoders with Podcast as the source dataset. Lowest aEER achieved using model trained using HFG vocoded samples. Higher aEER obtained with WaveGlow used in training.

Train set ↓ Test set →	**PWG**	**WaveGrad**	**BigVGAN**	**BigVSAN**	**MB-MelGAN**	**UniVNet v1**	**UniVNet v2**	**HiFiGAN**	**Style-MelGAN**	**Vocos**	**APNet2**	**iSTFTNet**	**aEER**
PWG	9.34	18.25	38.70	25.64	10.71	17.20	22.28	25.32	14.45	26.33	26.80	24.04	21.58
HiFiGAN	1.20	5.61	24.46	9.53	1.34	3.90	5.78	8.81	4.40	16.69	11.34	7.24	8.35
MB-Mel	4.57	11.55	36.55	19.00	5.28	13.13	18.03	22.71	7.90	21.59	24.44	21.03	17.14
FB-Mel	7.23	15.63	40.16	27.29	7.04	16.88	23.06	25.23	10.19	26.55	29.96	26.10	21.27
Mel	3.25	11.35	34.72	15.64	7.24	12.65	17.11	21.31	8.99	20.96	28.80	20.44	16.87
Mel-L	4.14	12.73	35.27	18.85	8.79	11.50	16.43	22.40	9.23	20.41	29.63	21.64	17.58
WaveGLow	22.00	24.93	44.82	33.78	26.59	45.39	44.29	43.66	36.91	35.00	34.99	42.13	36.20
aEER	7.39	14.29	36.38	21.39	9.57	17.23	20.99	24.20	13.15	23.97	26.56	23.23	-

Table 19. EER (%) on models trained on LJSpeech dataset and generated utterances from multiple train-time vocoder in leave-one-out fashion. Evaluation data is generated using vocoded speech from test vocoders with Podcast as the source dataset. Leaving WaveGlow vocoder from training helps yield low aEER

Train set ↓ Test set →	**PWG**	**WaveGrad**	**BigVGAN**	**BigVSAN**	**MB-MelGAN**	**UniVNet v1**	**UniVNet v2**	**HiFiGAN**	**Style-MelGAN**	**Vocos**	**APNet2**	**iSTFTNet**	**aEER**
Leave HFG	6.61	10.22	31.94	16.93	7.37	11.57	15.07	17.76	8.13	17.78	18.95	17.20	14.96
Leave pwg	8.51	11.53	30.23	15.96	9.17	10.76	13.50	16.02	9.58	17.36	17.06	14.91	14.54
Leave mel	9.85	11.75	30.91	16.85	10.12	11.16	14.04	15.98	9.84	17.25	17.09	15.05	14.99
Leave mel-l	8.14	11.00	29.84	16.34	8.39	11.09	13.67	15.85	8.82	18.06	16.85	15.29	14.44
Leave mb-mel	7.20	10.67	29.81	15.73	7.77	9.88	13.03	15.72	8.16	17.07	17.13	14.71	13.90
Leave fb-mel	7.95	11.02	29.02	14.91	9.05	10.64	12.81	14.89	8.98	16.28	15.71	13.83	13.75
Leave waveglow	7.36	10.46	29.94	15.51	7.76	8.82	11.76	14.29	7.66	16.94	16.73	13.44	13.39

Table 20. EER (%) on models trained on LJSpeech dataset and generated utterances from train-time vocoder. Evaluation data is generated using vocoded speech from test vocoders with Youtube as the source dataset. Lowest aEER on all test vocoders is achieved using model trained with HFG vocoded samples. Highest aEER obtained with WaveGlow used in training.

Train set ↓ Test set →	**PWG**	**WaveGrad V1**	**BigVGAN**	**BigVSAN**	**MB-MelGAN**	**UniVNet v1**	**UniVNet v2**	**HiFiGAN**	**Style-MelGAN**	**Vocos**	**APNet2**	**iSTFTNet**	**aEER**
PWG	17.03	23.43	40.60	32.45	17.98	20.75	23.59	28.89	18.24	35.59	31.71	28.39	26.55
HiFiGAN	9.45	13.29	30.84	20.65	10.37	10.88	11.51	16.61	10.33	37.11	19.17	15.92	17.17
MB-Mel	13.26	19.71	39.86	28.46	14.97	18.54	22.43	7.44	14.68	31.67	30.91	27.59	22.46
FB-Mel	16.17	23.83	42.25	32.87	16.42	22.87	26.54	28.61	18.41	33.38	33.94	30.39	27.14
Mel	17.66	21.04	38.61	26.82	20.10	22.23	24.66	28.33	19.16	31.59	34.86	28.03	26.09
Mel-L	21.90	26.80	41.45	33.01	25.33	25.40	28.19	31.88	24.89	33.83	38.47	32.02	30.26
WaveGLow	36.53	35.09	45.99	40.30	34.25	46.89	48.58	45.02	43.95	42.05	42.02	46.20	42.23
aEER	18.85	23.31	39.94	30.65	19.91	23.93	26.50	26.68	21.38	35.03	33.01	29.79	-

Table 21. EER (%) on models trained on LJSpeech dataset and generated utterances from multiple train-time vocoder in leave-one-out fashion. Evaluation data is generated using vocoded speech from test vocoders with Youtube as the source dataset. BigVGAN and Vocos consistently exhibits higher EER across all training models.

Train set ↓ Test set →	**PWG**	**WaveGrad**	**BigVGAN**	**BigVSAN**	**MB-MelGAN**	**UniVNet v1**	**UniVNet v2**	**HiFiGAN**	**Style-MelGAN**	**Vocos**	**APNet2**	**iSTFTNet**	**aEER**
Leave HFG	21.43	22.96	36.63	26.73	21.30	22.17	23.90	25.10	20.94	27.99	27.17	25.53	25.15
Leave pwg	23.92	25.62	36.05	27.86	23.99	24.06	24.86	26.24	23.96	30.24	27.98	26.26	26.75
Leave mel	22.85	24.77	36.59	27.98	22.69	23.17	24.21	25.63	22.80	29.42	27.37	25.67	26.09
Leave mel-l	20.86	23.36	35.31	26.73	20.36	21.69	23.11	24.27	19.06	29.06	25.80	24.47	24.50
Leave mb-mel	22.58	24.24	35.53	26.74	22.79	22.97	23.70	25.08	22.71	29.04	26.79	25.20	25.61
Leave fb-mel	22.01	23.97	35.00	26.63	21.76	22.73	23.77	24.71	22.04	29.03	26.34	24.73	25.22
Leave waveglow	23.18	24.90	35.65	27.06	23.49	23.32	23.87	25.18	23.03	29.42	26.91	25.13	25.92

B. New Generation vocoders

This section provides additional details on §5.5

Training details Models are trained for 15 epochs with a learning rate of 1e-6, batch size of 64 and weight decay of 0.0001. Following tables provide complementary details for experiments in §5.4. Test vocoders (see Table 2) are divided based on their year of release.

Table 22. Vocoders and year of release

VOCODERS	YEAR
WAVEGLOW	2018
MELGAN AND MELGAN-L	2019
PWF, HFG AND WAVEGRAD	2020
MB-MEL, UNIVNET AND STYLE-MEL	2021
BIGVGAN AND ISTFTNET	2022
APNET2 AND VOCOS	2023
BIGVSAN	2024

Table 23. EER (%) reported for new generation vocoders. Detectors are inclemently trained by including vocoders released from successive year in the training set. Test vocoders released in year 2020 achieved low EER in general. Detection performance improves with more new generation vocoders in training. Model trained on HFG vocoded samples overall better generalization performance.

Train set ↓ Test set →	PWG 2020	HFG 2020	WaveGrad 2020	MB-Mel 2021	UniVNet c-16 2021	UniVNet c-32 2021	Style-Mel 2021	BigVGAN 2022	iSTFTNet 2022	APNet2 2023	Vocos 2023	BigVSAN 2024
2018	0.12	43.36	0.98	0.98	19.24	24.44	6.28	5.20	31.64	5.78	8.64	5.20
2018 – 2019	0.14	4.08	0.24	0.16	0.82	2.30	0.22	21.10	3.66	3.38	2.28	1.46
2018 – 2020	0.12	1.54	0.08	0.12	0.24	1.06	0.08	19.90	1.48	2.08	1.40	1.12
2018 – 2021	0.02	1.34	0.10	0.02	0.30	1.06	0.02	15.56	1.26	1.54	1.16	1.08
HiFiGAN (best)	0.0	0.34	0.10	0.0	0.0	0.24	0.06	10.48	0.36	1.70	0.70	0.72

C. Dataset decription

Language: For language shift, we use JSUT (Sonobe et al., 2017) and AISHELL (Bu et al., 2017) datasets. JSUT is a Japanese speech corpus, we re-synthesize basic5000 subset of this dataset. It includes one female native Japanese speaker and audio is in reading-style with approximately 6.7 hours of audio. AISHELL is Mandarin speech corpus, with more than 170 hours of speech. We re-synthesize 10 hours of the audio from this dataset for evaluation purposes utilizing test vocoders. In addition, for experiments in §D.2 we generate the entire AISHELL-1 dataset using XTTS system Table 4.

Celebrities / Speaking-style variation: Here, the aim is to comprise the test set of varied speaking-style. VoxCeleb (Chung et al., 2018) dataset is used for re-synthesis. It contains audios extracted from YouTube videos of various celebrities. In total 11 hours of audio samples are generated for each test vocoder.

Domain-shift and Emotive speech: Recording conditions and source of audio can vary during test times. In this study we cover three major recording conditions – Reading style and clean background (LibriSpeech), Streaming;Emotional speech;Podcast style (MSP-Podcast (Lotfian & Busso, 2019)) and Background noise;spontaneous speech (Youtube (Chen et al., 2021)).

Age, Gender and Accent: Here, we re-synthesize subset of data from CommonVoice (Ardila et al., 2020) such that it includes utterances from British and American accent. It includes seven age groups spanning from teens – seventies. We cover four age-groups in our evaluations – Twenties, Thirties, Forties and Fifties. Since, other subsets have relatively less number of samples they are not included in evaluations but we release the synthesized samples as part of the dataset. Please refer to §F.1 for experimentation details.

D. TTS distribution-shifts

In this section, we study distribution-shifts relative to TTS systems.

D.1. Training on Vocoded speech vs training on TTS speech

For this experimental setup, detectors are trained on LJSpeech dataset such that TTS system used to generate synthetic speech utilize HFG vocoder. For the TTS systems, we use the transcripts from LJSpeech dataset to generate corresponding samples. Each of the TTS system we utilize are pre-trained on LJSpeech dataset with HFG as the vocoder. Information about pre-trained models can be found in Table 29. For the vocoder, we convert the genuine waveform into acoustic features

and then reconstruct the waveform using the HFG vocoder trained on LJSpeech [6]. While we train individual detectors with different TTS systems, we also train detectors with synthetic speech consisting of just the vocoded speech. Additionally, we also train a system using both TTS + vocoded speech. Please note that the set of TTS systems used in training as well as evaluations are – Grad-TTS, VITS and Glow-TTS. Evaluation data is a test split of LJSpeech dataset (in-domain).

Detectors are trained with a learning rate of 1e-6, weight decay of 0.0001 and batch size of 64. In particular, the detectors trained on TTS speech are trained for 50 epochs, the detector trained on both TTS and vocoded speech is trained for 30 epochs, and the detector trained on vocoded speech is trained for 20 epochs.

Table 24. **TTS distribution-shift** Detectors are trained using generated samples from given TTS systems with transcripts from LJSpeech dataset. Poor generalization when the detection model is trained using TTS generated samples. Slight performance improvement when synthetic samples generated with HFG are used in training.

TRAINING DATA	GRAD-TTS	VITS	GLOW-TTS	VOCODED
GRAD-TTS	0.45	38.55	1.90	38.32
VITS-TTS	43.81	0.15	0.0	46.71
GLOW-TTS	44.58	31.60	0.0	45.34
VOCODED-HFG	28.39	24.50	0.0	0.0
TTS+VOCODED	0.30	0.30	0.0	0.38

Based on the results from Table 24, it can be observed that training on synthetic speech generated using one end-to-end TTS system generalizes poorly to other end-to-end methods of generation as well as vocoded speech. For example, a model trained on synthetic audio samples from Grad-TTS achieved an EER of 38.55 % on utterances generated from VITS dataset and 38.32 % EER on vocoded speech from HFG. Similar can be observed for models trained on VITS and Glow-TTS. On the other hand training on just the vocoded speech led to a slight improvement in generalization with EER of 28.39 % and 24.50 % on Grad-TTS and VITS test datasets respectively. However, regardless of the generation system used to generate fake audio samples, Glow-TTS achieved an almost perfect detection score in all cases.

We also compare the above results with one of the best models trained with fake audio samples generated from more than one vocoder as reported in Table 6 ($\mathbf{D}_{Leave-WaveGlow}$). EER dropped from 28.39 % using just HFG vocoded speech to 23.43 % using a detector trained with multi-source vocoded speech. Similarly, for VITS test data EER dropped to 20.45 %. Training on both the TTS and Vocoded speech results in the best overall generalization results. This highlights the effect of distribution-shift with respect to different TTS systems during test time.

Discussion: Poor generalization to unknown generation system reflects yet another test-time shifts to which detection models are vulnerable. This can also be regarded as one of most the common distribution-shift possible during test time. While the performance gain when the model is trained with fake and real samples generated using all the systems is significant, this is not an ideal real-world scenario. It can also be noted that performance gain using fake audio samples generated using vocoders is significant as compared to training using TTS generated samples.

D.2. Language distribution-shift in TTS systems

Table 25. **Language distribution-shift:** Models trained on utterances in Chinese and English, generated using XTTS system. The test set only includes samples generated using XTTS system with corresponding real audio used as reference. The near perfect score was obtained using both detectors.

TRAIN SET	AISH-1(ZH)	JSUT (JA)
AISH-1 (ZH)	0.0	0.0
VCTK (EN)	0.04	0.06

Detection systems are largely trained on English data. However, in real-world scenarios, many different languages are possible during test time. In this section, we systematically study this train-test mismatch by two experiments. For the following experiments, we use XTTS [7] multi-lingual pre-trained model for generation. First, we train a detection model with generated utterances using the Chinese language dataset AISHELL as source. During test time we evaluate on English

[6] https://huggingface.co/speechbrain/tts-hifigan-ljspeech
[7] https://github.com/coqui-ai/TTS/tree/dev

Table 27. **Language distribution-shift:** Models trained on audio samples in Chinese and English, generated using XTTS system. Real audio samples are derived from MLADD dataset and corresponding fake samples are generated using XTTS system. Difficulty in generalization on Russian and Spanish language across both detectors.

TRAIN SET ↓	TEST SET					
	PL	IT	FR	DE	ES	RU
AISH-1 (ZH)	0.20	2.90	4.80	5.40	4.90	11.50
VCTK (EN)	1.20	6.70	6.60	5.40	7.90	10.40

language dataset – VCTK. The same experiment is repeated by training on VCTK corpus and evaluating on AISHELL dataset. This setup allows us to study cross-language detection performance. Since we only want to account for distribution-shift due to language, we generate utterances with real speakers as reference thus carefully creating the evaluation set. Models are trained with a learning rate of 1e-6, batch size of 128 and weight decay of 0.0001.

It can be observed from Table 25 that the model trained on the Chinese dataset generalized well to the English test set, while a model trained on the English dataset also achieves near perfect detection performance on both the English and Chinese datasets. We further extend the evaluation dataset to the Japanese language dataset – JSUT. While both models can be seen to have a good detection performance, the model trained on the Chinese dataset achieved perfect detection performance on this dataset.

We further expand the scope of this experiment by utilizing test data for more languages derived from MLAAD (Müller et al., 2024) dataset and corresponding real audio samples sourced from M-AILABS (Dataset, 2023) dataset. Surprisingly, the overall generalization of the model trained on Chinese utterances is better than that of the model trained with English. While the overall trend is mostly similar. For example, for both the models, Polish and German are easier to detect. Russian is seemingly harder to detect with EER of 11.50% using model trained on AISHELL and 10.40% using a model trained on VCTK corpus.

Discussion While we were able to train a detector using utterances solely from the Chinese corpus, data for other languages are not as readily available for training. We observed better generalization in new languages when the model is trained with Chinese language. This indicates that for a better generalization performance on test-time languages training on data other than English should be explored. Although, switching the training data from English to Chinese helped reduce the EER %, the overall trend of detection performance remained the same. For example, some languages like Russian are harder to detect while Polish and Italian are easier to detect. Additional related experiments can be found in §E.1

E. Training details

Speech synthesis is generally a two-stage process — (i) Stage I deals with generating intermediate representations or acoustic features using source text or aligned linguistic features. These intermediate representations can be time-aligned features like mel-Spectrograms and fundamental frequency (F0), (ii) Stage II deals with transforming these intermediate features to raw waveform or an audio. Vocoder is part of stage II of this synthesis pipeline. There are two distinct family of vocoders based on their nature of generation: Autoregressive (AR) (van den Oord et al., 2016; Mehri et al., 2017; Kalchbrenner et al., 2018) and Non-Autoregressive (NAR). Most of the new generation vocoder belongs to the latter family. Because AR generation includes sequential sampling and hence computationally inefficient with slow inference speed. Generative Adversarial Network (GAN) (Goodfellow et al., 2014) based vocoders were then proposed to facilitate faster generation. GANs consists of a Generator and Discriminator network. A Generator maps noise vector to a data distribution (raw waveforms) and generate samples. While the Discriminator classifies a generated sample as real or fake with a probability. This includes training generator and discriminator simultaneously with generator minimizing the loss and discriminator maximizing it.

GAN-based vocoders: We include variety of GAN-based vocoders. Archictetural details of these vocoders are discussed here in brief — MelGAN (Mel) (Kumar et al., 2019) follows GAN based architecture employing multiple window-based discriminators in order to learn better discriminative features from various frequency ranges. Parallel-WaveGAN (PWG) (Yamamoto et al., 2020) uses NAR WaveNet based generator with joint adversarial and multi-resolution short-time Fourier Fourier transform loss (STFT). Multi-resolution STFT loss helps learn better time-frequency distribution for producing high quality waveform and also help stabilize GAN training and convergence. HiFiGAN (HFG) (Kong et al., 2020) further

improved the generation quality of audio by including Multi-Period Discriminator (MPD) to model varied periodic patterns in an audio in addition to Multi-Scale Discriminator (MSD) like MelGAN. (Yang et al., 2020) Multi-band MelGAN (MB-Mel) proposed an improved extension of MelGAN by expanding receptive field for improved quality. Instead of working with full-band single, here generator network initially predicts sub-band level signals which are then combined to full-band signal and results in faster generation speed. (Mustafa et al., 2021) also uses sub-bands and employs temporal adaptive normalization (TADE) by facilitating conditional information about target speech to individual layers of general network. (Jang et al., 2021) used MPD like HFG, in addition to multi-resolution spectrogram discriminator (MRSD) allowing for multiple spectrograms with different spectral and temporal resolutions. (gil Lee et al., 2023) further improves both the generation quality and speed and used MRD. It further adds periodic inductive bias using Snake function. (Shibuya et al., 2024) BigVSAN employs SAN (Takida et al., 2024) instead of traditional GAN training. (Kaneko et al., 2022; Siuzdak, 2024; Ai & Ling, 2023) iSTFTNet, VOCOS and APNet uses inverse short-time Fourier transform (iSTFT) in order to generate a waveform by predicting phase and amplitude. This helps avoid the need of several transposed convolutions to finally upsample input features to match the required sample rate. (Du et al., 2023) APNET2 is an extension of APNET further adding improvements in phase prediction.

In addition to above we also considered WaveGlow (Prenger et al., 2018) as a Flow-based vocoder and WaveGrad (Chen et al., 2020a) as a diffusion-based vocoder.

For all the vocoder systems listed below, training data used is LibriTTS.

Table 28. Training details of vocoders. For the pre-trained models the listed GitHub's are used with models trained on LibriTTS data.

Vocoder	GitHub	Pre-trained
PWG		√
MB-Mel	Link	
Style-Mel		
HiFiGAN		
WaveGrad	Link	×
UnivNET v1	Link	√
UnivNET v2		
BigVSAN	Link	√
iSTFTNet	Link	×
APNet2	Link	×
Vocos	Link	√
BigVGAN	Link	√

Following are the details for vocoders trained from scratch. WaveGrad is trained for 1M iterations with linear noise schedule, batch size of 64, learning rate of 2e-4 and sample rate of 24000. iSTFTNet is trained for 1.05M iterations with batch size of 240, learning rate of 0.0002, learning rate decay of 0.999, adam optimizer with β_1 as 0.8 and β_2 as 0.99 APNet2 is trained for 1M iterations with batch size of 480, learning rate of 0.0002, adam optimizer with β_1 as 0.8 and β_2 as 0.99

Table 29. Training details of TTS systems used to generate the data.

TTS system	GitHub	Pre-trained
XTTS		√
VITS	Link	
YourTTS		
Glow-TTS		
Grad-TTS	Link	√

A combination of multi-speaker and single-speaker models are used for TTS systems.

E.1. TTS distribution-shift

The below experiment is complementary to that of §D.2. Different methods of generation can have different test time implications. In Table 30 we note that models trained with utterances generated from XTTS generalize well to utterances generated using VITS and YourTTS. However, these two models are not generalizable to the older model FastPitch.

Table 30. **Language distribution-shift:** Models trained on utterances in Chinese and English, generated using XTTS system. Test data is generated using various TTS systems with VCTK transcript. The reference speaker used to generate the utterance is the same as the corresponding ground-truth utterance. YourTTS generated samples are easier to detect even with a detector trained using a language other than English

TRAIN SET ↓ TEST SET →	YOURTTS (EN)	VITS (EN)	FASTPITCH (EN)
AISHELL (ZH)	0.42	1.86	13.73
VCTK (EN)	0.20	0.0	0.44

F. Age and accent

F.1. Impact of age and accent

In this experiment we investigate the effect of age, gender and accent as a distribution-shift.

We evaluate the 7 trained models from §5.1 on CommonVoice dataset for 4 different age-groups (see Table 35). Note that evaluations are done on a subset of test vocoders belonging to new generation vocoder category (BigVGAN, BigVSAN, UniVNET v1, UniVNET v2 and Vocos).

Table 31. Detection performance for British accent speech and different age-groups. EER % is averaged over seven train-time models (see Table 35). Test vocoders considered are BigVGAN, BigVSAN, UniVNET v1, UniVNET v2 and Vocos. Low aEER for test data with male speaker labels

Gender ↓ Age →	Twenties	Thirties	Forties	Fifties	**aEER**
Male	22.02	21.67	23.87	23.41	22.74
Female	26.63	24.45	26.69	28.15	26.48

Table 32. Detection performance for American accent speech and different age-groups. EER % is averaged over seven train-time models (See Table 35). Test vocoders considered are – BigVGAN, BigVSAN, UniVNET v1, UniVNET v2 and Vocos. Comparable aEER for test data with both male and female speaker labels

Gender ↓ Age →	Twenties	Thirties	Forties	Fifties	**aEER**
Male	22.09	21.79	24.98	26.16	23.75
Female	22.91	24.26	23.19	23.90	23.56

We further extend the evaluation set of vocoders to include few more vocoders – PWG, HFG, MB-Mel and Style-Mel. In these evaluations we utilize detector trained on HFG generated samples. Based on these experiments it can be observed that detection of audio samples with male speaker labels are comparatively easier to detect for both American and British accents. However this difference is more profound for British accented speech. For example, as per Table 33 there is approximately 29% difference in performance for both genders. While approximately 11.4% difference for American accented speech Table 34. Similar was observed based on Table 31 and Table 32 with 14% and 0.8% difference between both genders with British and American accented speech. Moreover, age-group fifties were harder to detect in general for both the accents and genders considered. It can be noted that performance on American accent is slightly better than British accent. We suspect this difference in performance stems from pre-training data used for wav2vec 2.0 xlsr. Moreover, even though the speaker utilized in training has female label, the detection performance was superior for evaluation data with male labels. This experiment again highlights the difference in generalization arising directly from pre-training data of employed front-end features. For better generalization, these differences should be taken into account while carefully selecting pre-training data.

Table 33. Detection performance for British accent speech and different age-groups. Test vocoders considered are – BigVGAN, BigVSAN, UniVNET v1, UniVNET v2, Vocos, PWG, HFG, MB-Mel and Style-Mel. Detector trained with HFG vocoded samples is used for evaluation. Low aEER for test data with male speaker labels

Gender ↓ Age →	Twenties	Thirties	Forties	Fifties	**aEER**
Male	7.62	6.86	6.26	7.16	6.97
Female	9.54	9.97	8.19	11.69	9.84

Table 34. Detection performance for American accent speech and different age-groups. Test vocoders considered are – BigVGAN, BigVSAN, UniVNET v1, UniVNET v2, Vocos, PWG, HFG, MB-Mel and Style-Mel. Detector trained with HFG vocoded samples is used for evaluation. Low aEER for test data with male speaker labels

Gender ↓ Age →	Twenties	Thirties	Forties	Fifties	**aEER**
Male	8.04	6.86	7.70	8.13	7.68
Female	8.32	9.09	8.02	9.27	8.67

Table 35. Scores for Each System Across Different Age Groups, Accents, and Genders. Scores are averaged over five test vocoders for simplicity

			Age Groups			
Train Vocoder	**Accent**	**Gender**	**Twenties**	**Thirties**	**Forties**	**Fifties**
PWG	British	Female	28.69	25.58	26.18	32.37
		Male	21.51	24.87	23.71	22.21
	American	Female	26.13	26.31	26.47	27.30
		Male	24.04	22.03	25.08	29.03
HiFiGAN	British	Female	13.52	14.11	11.52	15.86
		Male	11.15	9.96	9.41	10.42
	American	Female	12.09	12.62	11.38	12.98
		Male	11.09	9.94	10.23	11.38
MB-Mel	British	Female	24.38	20.78	24.42	20.17
		Male	17.72	18.06	18.82	19.64
	American	Female	22.41	22.52	18.54	20.97
		Male	16.34	16.91	20.45	22.44
FB-Mel	British	Female	27.53	25.70	31.45	27.72
		Male	18.23	17.15	22.50	22.71
	American	Female	22.23	21.62	21.59	25.19
		Male	20.13	19.71	24.40	26.02
Mel	British	Female	21.92	17.28	21.62	25.47
		Male	19.46	19.75	20.61	20.22
	American	Female	19.12	19.60	19.19	18.74
		Male	18.34	18.52	21.00	21.60
Mel-L	British	Female	21.59	18.19	21.59	26.53
		Male	19.36	18.50	23.29	21.06
	American	Female	18.66	21.72	19.34	18.68
		Male	19.58	19.61	24.89	23.89
WaveGlow	British	Female	48.79	49.55	50.07	48.99
		Male	46.72	43.45	48.80	47.63
	American	Female	39.74	45.47	45.84	43.45
		Male	45.16	45.77	48.83	48.80

For additional test purposes, we also include synthetic speech generated using end-to-end TTS systems using LJSpeech and VCTK transcripts.

G. Speech Quality and Detectability

G.1. Relation between speech quality and vocoder detectability

In this section, we conduct experiments to explore the correlation between quality score (as reported by automated metric UTMOS (Saeki et al., 2022)) and detection performance (as measured by EER). For each of the datasets, we get UTMOS score on all 12 test vocoders. In addition we get the EER for test vocoders by averaging the EER performance obtained on the 7 train vocoders. We particularly utilize stronger learner model proposed as a part of UTMOS metric. This strong learner uses wav2vec2.0 pretrained on LibriSpeech as SSL model. Finally, we calculate the co-relation coefficient using

Pearson Correlation. Scores are reported in Table 36. We note a strong positive correlation between between two metrics for Audiobook and Podcast datasets with correlation score as 0.89 and 0.85 respectively. While there is moderate correlation between automatic quality metric and EER for VoxCeleb dataset with correlation score of 0.74. In addition, Youtube dataset also exhibits a positive relationship, but not very strongly with correlation score of 0.58. Further, we note that for hard to detect vocoders – {BigVGAN, HFG and Vocos} UTMOS score is in higher range with higher EER (See Table 37). While for compartively easier to detect vocoders like PWG, UTMOS scores are in moderate range of 2 – 3.

Table 36. Co-relation score between UTMOS and EER, calculated using Pearson Correlation. All of the 12 test vocoders were considered to get UTMOS score on respective dataset. EER is averaged over score from 7 trained models. Moderate co-relation observed for YouTube and VoxCeleb

Dataset	Score
Audiobook	0.89
Podcast	0.85
YouTube	0.58
VoxCeleb	0.74

Discussion The results suggest that automatic speech metrics can serve as a proxy for diagnosing fake audio samples, given their strong correlation with EER across most distribution sets. However, these metrics have limitations, particularly in providing consistent results under different conditions. While we adopt UTMOS as the objective metric for datasets with English as the source language in our experiments, exploring other automatic MOS prediction methods could provide valuable insights in the future.

Table 37. UTMOS scores on each dataset. Please note: UTMOS score calculation requires sampling rate to be 16kHz.

Vocoder	**UTMOS ↑**				
	Audiobook	MSP-Podcast	Youtube	Voxceleb	CommonVoice
PWG	3.00	2.32	2.01	2.17	2.71
HiFiGAN	3.56	2.72	2.24	2.47	3.11
MB-MelGAN	2.99	2.29	2.01	2.03	2.68
Style-MelGAN	3.25	2.51	2.15	2.34	2.89
BigVGAN	3.67	2.78	2.27	2.60	3.21
BigVSAN	3.43	2.58	2.16	2.39	3.03
UniVNet v1	3.49	2.69	2.25	2.50	3.13
UniVNet v2	3.57	2.76	2.29	2.55	3.17
WaveGrad	3.20	2.42	2.08	2.20	–
APNet2	3.56	2.68	2.22	2.48	–
Vocos	3.46	2.59	2.14	2.29	2.91
iSTFTNet	3.50	2.65	2.22	2.45	–

Figure 2. Relationship between automatic speech metrics and EER. EER is averaged over all 7 trained models trained using generated utterances from respective train-time vocoder. EER and UTMOS follow similar trend for Audiobook dataset. While fluctuating behavior for YouTube dataset. BigVGAN vocoder shows higher EER and higher UTMOS score, highlighting the relationship between higher-quality audio samples and increased detection difficulty.

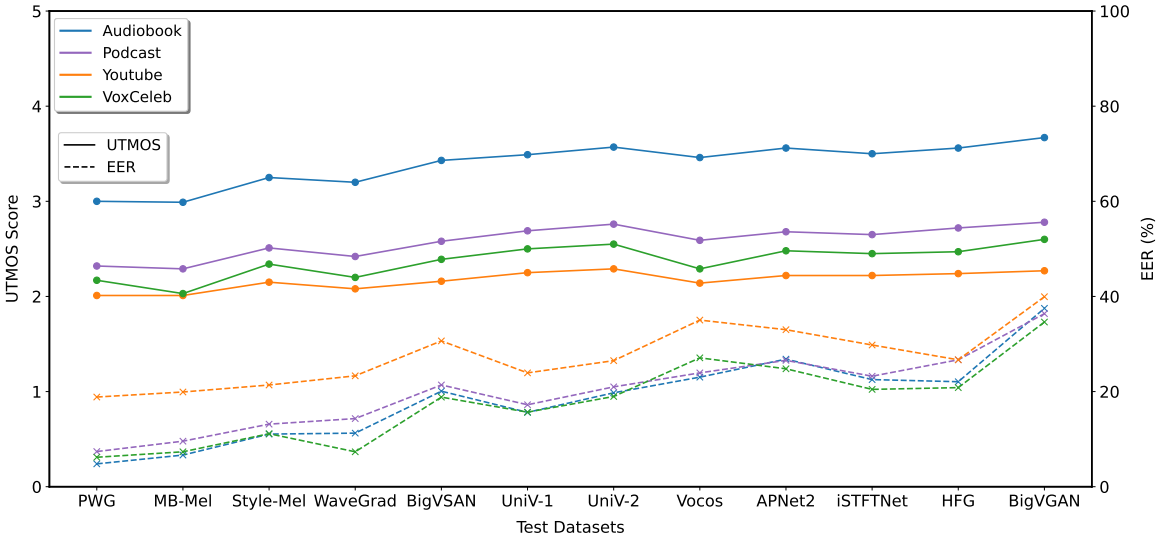

H. Data Augmentations

Training details Detectors are trained with a learning rate of 1e-05, batch size of 64 and weight decay 0.0001. Detector trained with a combination of I+II augmentations is trained for 45 epochs. The detector trained with augmentation III is trained for 15 epochs. Models with the best validation loss are selected for evaluations. Below tables provide detailed results for experiment discussed in §5.2.

Table 38. Evaluation on test vocoders with JSUT as source dataset. Inconsistent improvement results using combination of I+II augmentations. Overall peformance gain using augmentation of type III

Augmentation	Test set											
	PWG	WaveGrad	BigVGAN	BigVSAN	MB-Mel	Univ-1	Univ-2	HFG	Style-Mel	Vocos	APNet2	iSTFTNet
None	0.0	0.10	10.48	0.72	0.0	0.0	0.24	0.34	0.06	0.70	1.70	0.36
I + II	0.0	0.16	11.38	1.20	0.0	0.02	0.18	0.26	0.0	0.88	1.88	0.44
III	0.0	0.04	6.28	0.40	0.0	0.0	0.16	0.14	0.06	0.58	1.58	0.12

Table 39. Evaluation on test vocoders with Audiobook as source dataset. Inconsistent improvement results using combination of I+II augmentations. Overall peformance gain using augmentation of type III

Augmentation	Test set											
	PWG	WaveGrad	BigVGAN	BigVSAN	MB-Mel	Univ-1	Univ-2	HFG	Style-Mel	Vocos	APNet2	iSTFTNet
None	0.98	5.21	26.12	10.77	0.75	3.63	6.30	8.02	5.56	21.85	12.05	7.79
I + II	1.51	6.79	28.03	13.25	1.29	3.70	6.78	8.71	4.14	17.92	13.40	8.58
III	1.67	4.98	24.25	10.73	1.23	3.10	5.99	7.19	5.71	17.34	12.86	6.24

Table 40. Evaluation on test vocoders with Podcast as source dataset. No improvement using combination of I+II augmentations. Performance gain observed for – Univ-1, Vocos and iSTFTNet using augmentation of type III

Augmentation	Test set											
	PWG	WaveGrad	BigVGAN	BigVSAN	MB-Mel	Univ-1	Univ-2	HFG	Style-Mel	Vocos	APNet2	iSTFTNet
None	1.20	5.61	24.46	9.53	1.34	3.90	5.78	8.81	4.40	16.69	11.34	7.24
I + II	3.78	10.95	29.66	15.08	3.19	6.32	9.52	13.25	6.20	18.26	16.45	11.40
III	2.01	6.31	26.46	10.76	1.82	3.62	6.04	9.25	5.59	14.72	14.49	6.62

Table 41. Evaluation on test vocoders with YouTube as source dataset. No improvement using combination of I+II augmentations. Performance gain observed only for – BigVGAN using augmentation of type III

Augmentation	Test set											
	PWG	WaveGrad	BigVGAN	BigVSAN	MB-Mel	Univ-1	Univ-2	HFG	Style-Mel	Vocos	APNet2	iSTFTNet
None	9.45	13.29	30.84	20.65	10.37	10.88	11.51	16.61	10.33	37.11	19.17	15.92
I + II	10.90	19.86	34.61	25.49	12.77	12.75	14.22	20.23	14.18	33.46	23.25	19.61
III	14.30	16.67	29.28	21.41	13.76	12.56	13.15	17.26	13.24	35.43	20.38	17.03

Table 42. Evaluation on test vocoders with AISHELL as source dataset. Inconsistent improvement using combination of I+II augmentations. Degradation in performance using augmentation of type III

Augmentation	Test set											
	PWG	WaveGrad	BigVGAN	BigVSAN	MB-Mel	Univ-1	Univ-2	HFG	Style-Mel	Vocos	APNet2	iSTFTNet
None	2.24	8.41	25.30	12.41	2.74	3.05	6.56	8.47	4.76	31.36	16.04	6.80
I + II	2.29	10.89	27.14	14.22	1.96	2.07	4.08	6.21	3.13	27.04	11.45	5.24
III	6.04	15.90	34.00	20.01	5.37	3.95	8.02	11.99	8.37	41.10	24.08	10.14

Table 43. Evaluation on test vocoders with VoxCeleb as source dataset. Performance improvement only on – Univ-1 and Vocos using combination of I+II augmentations. Degradation in performance using augmentation of type III

Augmentation	Test set											
	PWG	WaveGrad	BigVGAN	BigVSAN	MB-Mel	Univ-1	Univ-2	HFG	Style-Mel	Vocos	APNet2	iSTFTNet
None	1.00	5.80	23.49	6.81	1.04	4.22	5.02	7.14	2.31	27.39	9.99	6.70
I + II	1.80	10.01	26.63	9.82	1.31	3.44	5.25	8.41	2.80	23.16	10.97	7.57
III	1.99	8.20	27.88	9.33	1.70	4.24	5.58	9.00	3.26	28.90	13.00	8.08

I. Increasing number of speakers

Following tables presents detailed results for experiments in Appendix I.

Training details: The detection models were trained for 40 epochs with a learning rate of 1e-5 and batch size 64, selecting the model with the lowest validation loss.

I.1. Performance on in-domain vocoder

Detector in experiment Appendix I was trained on audio samples from HFG vocoder. Here, the evaluations are done on audio samples generated using in-domain vocoder HFG

Table 44. Model trained on synthetic audio samples generated using HFG vocoder, train-clean360 LibriTTS and tested on HFG vocoder generated samples with JSUT as source dataset. No significant drop in EER % was observed by increasing number of speakers beyond four

Exp no.	**spk1**	**spks2**	**spks3**	**spks4**	**spks5**	**spks6**	**spks7**	**spks8**	**spks9**	**spks10**
1	0.84	0.56	0.82	0.82	1.32	0.86	0.58	0.66	1.22	1.02
2	1.42	0.98	0.90	1.14	1.04	1.86	0.72	1.06	1.02	1.28
3	1.88	1.24	1.66	1.28	0.88	1.02	0.90	0.54	1.02	1.96
4	11.56	4.04	2.66	2.22	0.82	2.60	1.72	0.86	2.20	1.32
5	1.94	2.14	1.88	1.26	0.68	1.30	0.88	1.18	1.84	1.24
aEER	3.52	1.79	1.58	1.34	0.94	1.52	0.96	0.86	1.46	1.36

Table 45. Model trained on synthetic audio samples generated using HFG vocoder, train-clean360 LibriTTS and tested on HFG vocoder generated samples with Audiobook as source dataset. No significant drop in EER % was observed by increasing number of speakers beyond four

Exp no.	**spk1**	**spks2**	**spks3**	**spks4**	**spks5**	**spks6**	**spks7**	**spks8**	**spks9**	**spks10**
1	29.59	16.91	9.94	9.14	12.84	10.07	12.74	10.51	14.31	9.11
2	23.29	12.50	10.71	10.30	9.69	9.50	9.00	8.85	10.24	8.62
3	12.36	10.55	8.00	9.06	8.00	8.26	7.09	7.06	8.24	9.29
4	23.75	17.48	28.89	9.72	12.35	11.49	10.29	9.98	9.98	9.31
5	27.66	13.44	11.36	12.22	9.03	10.18	11.07	8.44	9.21	9.12
aEER	23.33	14.17	13.78	10.08	10.38	9.90	10.03	8.96	10.39	9.09

Table 46. Model trained on synthetic audio samples generated using HFG vocoder, train-clean360 LibriTTS and tested on HFG vocoder generated samples with Podcast as source dataset. No significant drop in EER % was observed by increasing number of speakers beyond four

Exp no.	**spk1**	**spks2**	**spks3**	**spks4**	**spks5**	**spks6**	**spks7**	**spks8**	**spks9**	**spks10**
1	33.29	20.36	11.33	11.61	13.78	12.40	21.08	11.85	12.42	10.58
2	23.01	15.50	11.09	12.48	12.38	12.55	9.79	8.71	12.54	13.51
3	14.47	15.04	12.79	9.90	10.11	8.88	10.86	7.31	9.17	12.29
4	25.19	21.00	29.80	10.99	15.09	16.03	15.10	12.38	13.02	10.36
5	20.98	12.11	14.90	17.71	10.28	13.84	12.68	11.89	11.24	14.49
aEER	23.38	16.80	15.98	12.53	12.32	12.74	13.90	10.42	11.67	12.24

Table 47. Model trained on synthetic audio samples generated using HFG vocoder, train-clean360 LibriTTS and tested on HFG vocoder generated samples with Youtube as source dataset. No significant drop in EER % was observed by increasing number of speakers beyond four

Exp no.	**spk1**	**spks2**	**spks3**	**spks4**	**spks5**	**spks6**	**spks7**	**spks8**	**spks9**	**spks10**
1	36.99	28.33	24.41	24.89	23.50	26.08	27.15	23.44	20.96	22.99
2	31.32	23.81	21.48	21.76	23.75	22.24	21.70	20.05	21.05	21.45
3	24.45	22.90	20.64	19.77	19.33	19.86	20.07	19.21	20.07	22.44
4	31.14	28.22	43.36	21.32	25.31	25.52	23.94	21.72	23.13	24.66
5	27.74	21.44	21.86	24.68	22.74	24.01	21.93	24.64	22.33	22.37
aEER	30.22	24.94	26.35	22.48	22.92	23.54	22.95	21.81	21.50	22.78

Table 48. Model trained on synthetic audio samples generated using HFG vocoder, train-clean360 LibriTTS and tested on HFG vocoder generated samples with VoxCeleb as source dataset. No significant drop in EER % was observed by increasing number of speakers beyond four

Exp no.	**spk1**	**spks2**	**spks3**	**spks4**	**spks5**	**spks6**	**spks7**	**spks8**	**spks9**	**spks10**
1	24.00	16.86	8.24	7.83	10.38	11.75	18.15	9.06	10.23	8.14
2	23.40	17.07	8.71	7.91	8.86	8.69	7.44	6.52	7.63	9.62
3	12.98	13.25	9.29	7.79	7.32	6.70	7.71	6.23	7.14	11.12
4	20.53	18.85	32.21	7.75	14.01	17.68	13.23	8.76	13.21	8.33
5	15.77	8.06	7.91	11.88	6.81	8.02	10.03	9.72	8.90	8.67
aEER	19.33	14.81	13.27	8.63	9.47	10.56	11.31	8.05	9.42	9.17

Table 49. Model trained on synthetic audio samples generated using HFG vocoder, train-clean360 LibriTTS and tested on HFG vocoder generated samples with AISHELL as source dataset. No significant drop in EER % was observed by increasing number of speakers beyond four

Exp no.	**spk1**	**spks2**	**spks3**	**spks4**	**spks5**	**spks6**	**spks7**	**spks8**	**spks9**	**spks10**
1	28.84	24.34	18.91	8.32	29.01	28.31	21.72	22.33	20.19	15.51
2	38.51	30.63	24.17	11.27	20.13	16.09	18.74	13.54	13.47	16.90
3	21.40	35.49	13.43	10.98	15.24	12.23	16.57	5.18	11.92	17.22
4	27.02	34.76	38.68	23.23	24.12	37.90	23.76	19.05	27.85	11.92
5	18.61	19.74	18.22	21.80	9.04	20.37	15.11	19.07	11.65	14.11
aEER	26.87	28.99	22.68	15.12	19.50	22.98	19.18	15.83	17.01	15.13

I.2. Performance on out-of-domain vocoder

In the below experiments we investigate if similar behavior is observed with out-of-domain vocoder used in evaluations. Here, the out-of-domain vocoder used is PWG

Table 50. Model trained on synthetic audio samples generated using HFG vocoder, train-clean360 LibriTTS and tested on PWG vocoder generated samples with JSUT as source dataset.

Exp no.	**spk1**	**spks2**	**spks3**	**spks4**	**spks5**	**spks6**	**spks7**	**spks8**	**spks9**	**spks10**
1	0.02	0.02	0.08	0.0	0.10	0.02	0.40	0.0	0.0	0.0
2	0.02	0.04	0.0	0.0	0.18	0.16	0.04	0.0	0.0	0.22
3	0.22	0.02	0.58	0.06	0.20	0.0	0.02	0.02	0.08	0.02
4	0.30	0.04	0.34	0.06	0.0	0.02	0.0	0.0	0.02	0.0
5	0.0	0.0	0.04	0.10	0.0	0.64	0.0	0.02	0.38	0.28
aEER	0.11	0.02	0.20	0.04	0.09	0.16	0.09	0.008	0.088	0.10

Table 51. Model trained on synthetic audio samples generated using HFG vocoder, train-clean360 LibriTTS and tested on PWG vocoder generated samples with AISHELL as source dataset.

Exp no.	**spk1**	**spks2**	**spks3**	**spks4**	**spks5**	**spks6**	**spks7**	**spks8**	**spks9**	**spks10**
1	22.71	19.28	16.86	5.58	26.10	27.45	23.02	21.12	16.57	12.09
2	38.51	30.63	24.17	11.27	20.13	16.09	18.74	13.54	13.47	16.90
3	21.40	35.49	13.43	10.98	15.24	12.23	16.57	5.18	11.92	17.22
4	27.02	34.76	38.68	23.23	24.12	37.90	23.76	19.05	27.85	11.92
5	18.61	19.74	18.22	21.80	9.04	20.37	15.11	19.07	11.65	14.11
aEER	25.65	27.98	22.27	14.57	18.92	22.80	19.44	15.59	16.29	14.44

Table 52. Model trained on synthetic audio samples generated using HFG vocoder, train-clean360 LibriTTS and tested on PWG vocoder generated samples with VoxCeleb as source dataset.

Exp no.	**spk1**	**spks2**	**spks3**	**spks4**	**spks5**	**spks6**	**spks7**	**spks8**	**spks9**	**spks10**
1	16.18	12.39	3.40	2.44	4.76	9.72	17.37	4.61	4.45	4
2	16.22	12.47	4.90	5.25	8.37	7.12	4.55	2.75	5.58	10.36
3	10.29	11.44	6.54	2.95	3.44	4.06	4.88	2.40	3.87	7.42
4	11.77	16.66	32.64	4.24	12.43	16.82	11.53	8.00	13.60	4.98
5	5.33	2.40	4.16	9.52	3.38	5.68	5.29	6.50	3.59	6.34
aEER	11.95	11.07	10.32	4.88	6.47	8.68	8.72	4.85	6.21	6.74

Table 53. Model trained on synthetic audio samples generated using HFG vocoder, train-clean360 LibriTTS and tested on PWG vocoder generated samples with Audiobook as source dataset.

Exp no.	**spk1**	**spks2**	**spks3**	**spks4**	**spks5**	**spks6**	**spks7**	**spks8**	**spks9**	**spks10**
1	20.59	12.49	4.31	2.15	6.95	6.38	11.09	4.86	6.07	3.63
2	14.83	7.70	6.21	5.19	7.14	5.38	4.24	2.40	5.40	6.81
3	9.11	5.73	3.74	3.30	2.22	2.29	2.80	1.53	2.41	3.45
4	10.46	11.98	28.52	3.71	8.80	7.62	6.79	6.34	6.57	2.69
5	14.25	3.34	6.39	8.02	2.84	5.94	3.56	3.95	3.04	6.20
aEER	13.84	8.24	9.83	4.47	5.59	5.52	5.69	3.81	4.69	4.55

Table 54. Model trained on synthetic audio samples generated using HFG vocoder, train-clean360 LibriTTS and tested on PWG vocoder generated samples with Podcast as source dataset.

Exp no.	**spk1**	**spks2**	**spks3**	**spks4**	**spks5**	**spks6**	**spks7**	**spks8**	**spks9**	**spks10**
1	26.42	18.61	7.37	4.77	8.09	9.69	20.09	6.48	6.00	6.85
2	14.14	10.18	7.02	9.46	11.58	11.19	5.94	3.55	9.64	14.49
3	13.03	12.72	9.61	5.66	5.35	7.05	7.42	3.88	6.09	7.12
4	12.97	16.00	30.00	5.79	12.85	13.98	12.24	10.87	11.87	6.39
5	9.42	4.89	10.03	13.66	5.49	10.70	7.23	7.69	7.21	11.48
aEER	15.19	12.48	12.80	6.55	8.67	10.52	10.58	6.49	8.16	9.26

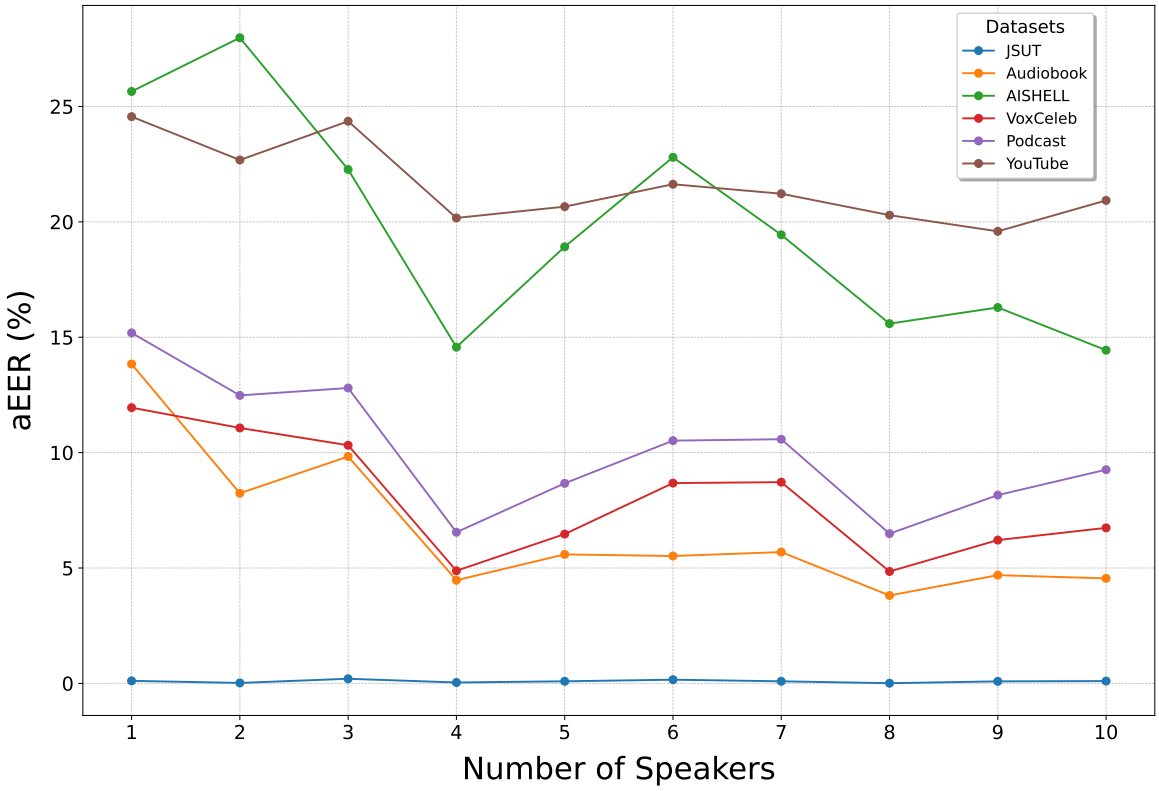

Figure 3. Average EERs reported with models trained on increasing number of speakers with HFG generated audio samples (LibriTTS, train-clean-360). For each dataset average EER on all 12 test vocoders are plotted. Test samples are generated using PWG vocoder. aEER drops significantly when number of speakers are increased to four. No significant performance gain was observed thereafter, for most cases.

Table 55. Model trained on synthetic audio samples generated using HFG vocoder, train-clean360 LibriTTS and tested on PWG vocoder generated samples with YouTube as source dataset.

Exp no.	**spk1**	**spks2**	**spks3**	**spks4**	**spks5**	**spks6**	**spks7**	**spks8**	**spks9**	**spks10**
1	30.80	25.93	21.61	22.12	20.37	24.08	25.88	21.30	19.20	20.76
2	26.96	22.00	19.72	19.55	22.02	20.21	20.35	18.77	18.52	20.37
3	21.55	21.00	17.58	16.50	16.78	18.04	17.54	17.35	18.33	20.60
4	23.37	26.65	43.86	18.93	23.66	23.68	21.91	20.76	21.35	22.39
5	20.16	17.82	19.05	23.76	20.48	22.16	20.44	23.27	20.56	20.57
aEER	24.56	22.68	24.36	20.17	20.66	21.63	21.22	20.29	19.59	20.93