

# Koel-TTS: Enhancing LLM based Speech Generation with Preference Alignment and Classifier Free Guidance

Shehzeen Hussain <sup>\*1</sup> Paarth Neekhara <sup>\*1</sup> Xuesong Yang <sup>\*1</sup> Edresson Casanova <sup>1</sup> Subhankar Ghosh <sup>1</sup>  
Mikyas T. Desta <sup>1</sup> Roy Fejgin <sup>1</sup> Rafael Valle <sup>1</sup> Jason Li <sup>1</sup>

## Abstract

While autoregressive speech token generation models produce speech with remarkable variety and naturalness, their inherent lack of controllability often results in issues such as hallucinations and undesired vocalizations that do not conform to conditioning inputs. We introduce Koel-TTS, a suite of enhanced encoder-decoder Transformer TTS models that address these challenges by incorporating preference alignment techniques guided by automatic speech recognition and speaker verification models. Additionally, we incorporate classifier-free guidance to further improve synthesis adherence to the transcript and reference speaker audio. Our experiments demonstrate that these optimizations significantly enhance target speaker similarity, intelligibility, and naturalness of synthesized speech. Notably, Koel-TTS directly maps text and context audio to acoustic tokens, and on the aforementioned metrics, outperforms state-of-the-art TTS models, despite being trained on a significantly smaller dataset. Audio samples and demos are available on our website <sup>1</sup>.

## 1. Introduction

The advancement of large language models (LLMs) has brought transformative improvements to speech synthesis, enabling more natural and contextually adaptive speech generation. In particular, there has been a recent surge in the use of LLMs for various applications such as text-to-speech (TTS) and speech-to-speech translation (Wang et al., 2023; Zhang et al., 2023; Borsos et al., 2023; Neekhara et al., 2024a; Yang et al., 2024; Wang et al., 2024). LLM-based

TTS systems enable prompt-based customization, generating speech with human-like intonation while adapting to stylistic cues, contexts, and expressive nuances. This allows for diverse applications, from conversational interfaces to expressive narration, without extensive retraining. These advancements have been largely driven by the emergence of discrete neural audio codecs, which compress raw audio into token-based representations while preserving high fidelity (Défossez et al., 2023; Kumar et al., 2024; Zeghidour et al., 2021; Langman et al., 2024; Casanova et al., 2025).

Despite these advances, LLM-based TTS systems face challenges, with hallucinations being a prominent issue (Sahoo et al., 2024; Song et al., 2024; Neekhara et al., 2024a; Borsos et al., 2023). For example, when encountering text with repeated or redundant phrases, LLM-based TTS models may overemphasize these repetitions or fail to capture the intended flow and naturalness of the sentence. Additionally, among the multiple outputs sampled for the same input, there can be significant variation in quality, with some outputs sounding more natural, accurate, and appealing than others. This issue is akin to challenges faced in text-generation LLMs, where outputs may range from highly coherent to erroneous, depending on the model’s response to complex prompts.

For text-generation, preference alignment techniques (Christiano et al., 2017; Ouyang et al., 2022; Shao et al., 2024; Rafailov et al., 2024; Adler et al., 2024) have been proposed to guide models to produce outputs that better match human preferences in coherence, relevance, and clarity. This is achieved through training with human feedback or automated scoring, based on criteria such as factual correctness and fluency. Driven by these advances, recent research employs preference alignment algorithms, including RLHF (Ouyang et al., 2022) and offline preference ranking methods (Rafailov et al., 2024; Azar et al., 2024), to refine audio LLM outputs. For instance, SpeechAlign (Zhang et al., 2024), proposes an iterative strategy to align speech language models with human preferences by addressing the distribution gap between golden AR tokens (from real speech) and synthetic AR tokens (generated during inference). Although real speech from ground truth can be used

<sup>\*</sup>Equal contribution <sup>1</sup>NVIDIA Corporation, Santa Clara, CA, USA. Correspondence to: Shehzeen Hussain <shehzeenh@nvidia.com>, Paarth Neekhara <pneekhara@nvidia.com>.

Preprint. Do not distribute.

<sup>1</sup><https://koeltts.github.io/>

to guide training, we will show that it introduces inconsistencies due to its fundamentally different distribution from model-generated tokens. This issue makes preference-based optimization such as DPO (Rafailov et al., 2024) less effective. Nonetheless, this approach has been applied in scenarios where obtaining high-quality positive examples is particularly challenging (Chen et al., 2024b; Zhang et al., 2024).

Another research direction to amplify the influence of conditioning inputs in generative models is Classifier-Free Guidance (CFG). CFG was originally introduced to trade-off sample fidelity and diversity without relying on a separate classifier in diffusion models (Ho & Salimans, 2021). Recently, CFG has been successfully explored in LLM-based text-generation models (Sanchez et al., 2023; Fonseca & Cohen, 2024; Smirnov, 2024). In the context of text-to-speech synthesis, CFG has been extended to improve non-autoregressive flow-matching models (CFM) (Le et al., 2024; Du et al., 2024; Chen et al., 2024a; Eskimez et al., 2024). However, the applicability of CFG for enhancing LLM-based speech token prediction models is underexplored, with only a few attempts at improving textual coherence (Darefsky et al., 2024).

Building upon the above insights, we propose preference alignment and CFG techniques to enhance contextual coherence of LLM-based TTS models. We introduce Koel-TTS, a transformer-based TTS model that leverages a low-frame-rate (21.5 FPS) audio codec (Casanova et al., 2025) to enable low-latency autoregressive speech generation. To perform preference alignment, we first identify key metrics that strongly correlate with human judgments of generated speech: transcription accuracy and target speaker similarity. Each metric captures distinct aspects of the generated output and can be evaluated using automatic speech recognition (ASR) and speaker verification (SV) models. We integrate these metrics into a reward system that ranks the generated outputs. With this foundation, we then explore preference alignment algorithms, focusing on pairwise ranking methods and scalar reward optimization. Our findings show that fine-tuning the base model with preference alignment significantly improves speaker similarity, intelligibility, and generalization to unseen speakers. Notably, our method also enhances naturalness, despite not explicitly optimizing for this metric.

To further enhance synthesis quality with CFG, we train the Koel-TTS model with both conditional and unconditional inputs, by randomly dropping out conditional information (text and context audio) during training. During inference, the unconditional logits are combined with conditional logits using a CFG scale, to achieve significant improvement in intelligibility, speaker similarity, and naturalness of generated speech. Furthermore CFG can be applied independently

to the base model or the preference aligned model, yielding substantial improvements across all evaluation metrics for both. Combining preference alignment with CFG, we train a 1.1 billion parameter multilingual Koel-TTS model that achieves state-of-the-art zero-shot TTS results across several human and automatic evaluation metrics.

The key contributions of this work are as follows:

- We introduce Koel-TTS, a multilingual encoder-decoder transformer model that maps text and context audio directly to acoustic tokens using a low-frame-rate audio codec, enabling expressive, robust, and low-latency autoregressive speech synthesis.
- We propose a novel preference alignment framework for LLM-based TTS by leveraging ASR and SV models as reward signals, significantly improving speaker similarity, intelligibility, and generalization to seen and unseen speakers.
- We adapt classifier-free guidance, dropping both text and context conditioning, to enhance LLM-based speech synthesis, demonstrating its effectiveness in improving naturalness, speaker similarity, and intelligibility.
- Our Koel-TTS model, trained with preference alignment and CFG, achieves state-of-the-art zero-shot TTS performance while reducing hallucinations and improving intelligibility. Our model implementation is publicly available in the Koel-TTS repository<sup>2</sup>.

## 2. Methodology

Our proposed framework is an autoregressive speech token generation model that is conditioned on a text input and a context audio. In this section, we first describe the tokenization scheme employed for representing speech and text. Next, we detail the model architecture and describe three model designs we explore for context-conditioning. Finally, we propose two key techniques to improve the robustness and speaker similarity of our model using preference optimization algorithms and classifier free guidance.

### 2.1. Tokenization

**Speech:** We employ a neural audio codec model to transform raw speech signals into tokenized representations. For a given audio signal  $\mathbf{a}$ , the codec model outputs a two-dimensional acoustic matrix  $\mathbf{C}_{T \times N} = \text{CodecModel}(\mathbf{a})$ . In this representation,  $\mathbf{C}_{T \times N}$  consists of  $m$ -bit discrete codes, where  $T$  corresponds to the downsampled sequence length, and  $N$  represents the number of codebooks per timestep. We utilize the Low Frame-rate Speech Codec (Casanova et al., 2025), which achieves high-quality audio compression at

<sup>2</sup>Omitted from blind review

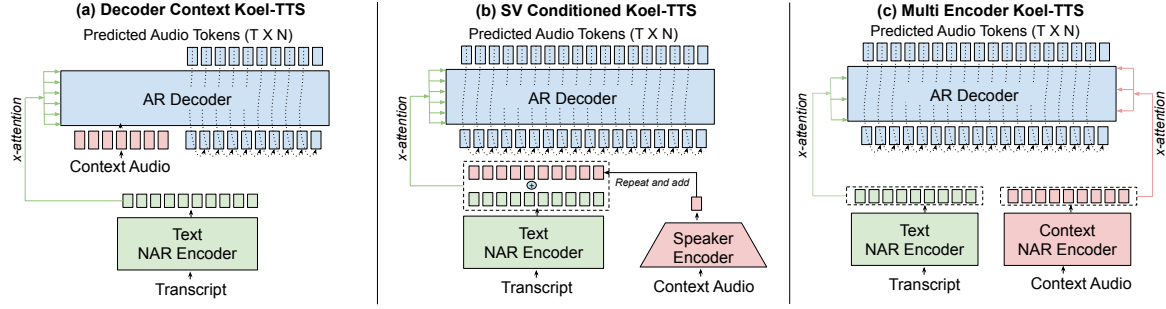


Figure 1. Koel-TTS Model Architectures: Three methods for conditioning TTS synthesis on context audio and transcripts. The *Decoder Context* approach utilizes the decoder’s self-attention mechanism for speaker conditioning. The *Multi Encoder* and *SV Conditioned* models employ cross-attention layers for speaker conditioning.

a bitrate of 1.89 kbps and a frame rate of 21.5 frames per second, utilizing  $N=8$  independent codebooks. The codec uses Finite Scalar Quantization (FSQ) (Mentzer et al., 2024), which ensures independence among the codebooks. This independence eliminates the need for additional models or delay mechanisms, enabling the parallel prediction of all  $N$  codebooks at each timestep.

**Text:** We explore two text tokenization methods: phonemes and characters. Phonemes, commonly used in neural TTS, capture fundamental sound units but require language-specific grapheme-to-phoneme (G2P) conversion. In contrast, character-based tokenization eliminates this need, enabling direct conversion of graphemes to acoustic information. In our experiments, we use IPA phonemes and character tokenizers for English, German, and Spanish, while applying only character tokenizers for other languages. We utilize an aggregated tokenizer that maintains separate token embeddings for each language. Additionally, we perform an ablation study with a shared character tokenizer and a multilingual sentencepiece tokenizer across all languages, with results detailed in Appendix D.

## 2.2. Model Overview

Our speech generation model comprises an autoregressive (AR) transformer decoder conditioned on text encodings from a non-autoregressive (NAR) transformer encoder, using cross-attention layers. The AR transformer predicts audio tokens frame by frame, generating all  $N$  codebooks in parallel at each time step, conditioned on previous generations and inputs to the cross-attention layers. To influence the speaker and style of the generated audio through context audio conditioning, we explore three model designs as illustrated in Figure 1,

**SV Conditioned Koel-TTS:** In this configuration, a speaker embedding vector is extracted from the context audio using a pre-trained SV model (Koluguri et al., 2022b). This embedding vector is projected to hidden dimension of the transformer network, temporally expanded (repeated across the time axis) and added to the text encoder’s output. The

resulting combined representation serves as the input to the cross-attention layers of the AR decoder, enabling the prediction of audio codes while conditioning on the speaker identity. The advantage of this design is the ability to leverage transfer learning from the SV model, thereby enhancing generalization in scenarios with limited data. However, since the speaker vector is a compressed representation that primarily preserves voice identity, it does not capture other nuanced aspects of the context audio, such as speaking style and accent, which limits control over the generated speech.

**Decoder Context Koel-TTS:** Here, the context audio tokens are directly provided as input to the AR decoder by prepending them to the target audio tokens. This approach eliminates the need for a separate audio encoder to process context audio. Instead, a single unified transformer decoder processes both the context and target audio tokens, leveraging a shared representation for conditioning and prediction.

**Multi encoder Koel-TTS:** In this architecture, context audio tokens are processed by a dedicated context encoder, which is a separate NAR transformer encoder. The outputs of the context encoder and text encoder are fed into alternate cross-attention layers of the AR decoder, as illustrated in Figure 1c. This design allows for a clear separation of modalities, where each encoder operates independently, and the decoder employs dedicated cross-attention mechanisms to integrate the outputs. This model also allows cross-attention biasing over the text tokens independently for learning monotonic alignment, while allowing variable length context audios.

## 2.3. Training Objective

The output of each decoder-timestep is mapped to a vector of size  $N \times 2^m$  using a linear layer to obtain the logits of all  $N$  codebooks (each of size  $m$ -bits) at that timestep. Thereby, for all decoder time-steps, we obtain logits  $\ell$  of size  $T \times N \times 2^m$  and calculate cross-entropy as follows:

$$\mathcal{L}_{token} = CE(\text{softmax}(\ell), \text{target}_{N \times T})$$

In addition to the above, to improve text and speech alignment, past work (Neekhara et al., 2024a) recommends biasing the cross-attention scores between the transcript encoder and AR decoder to be monotonic, using an attention prior and Connectionist Temporal Classification (CTC) loss. Specifically, given the cross-attention score matrix  $\mathbf{A}_{T \times M}^{l,h}$ , of the  $h^{th}$  cross-attention head in decoder layer  $l$ , between the audio timesteps ( $T$ ) and text timesteps ( $M$ ), we generate a static prior using the 2D beta-binomial distribution  $\mathbf{P}_{T \times M}$ . Given this prior, we obtain the re-scaled attention scores as:

$$\mathbf{A}_{T \times M}^{l,h} \leftarrow \mathbf{A}_{T \times M}^{l,h} \odot \mathbf{P}_{T \times M}$$

The attention prior is applied for the first 10,000 training iterations and then linearly annealed to a uniform distribution (all ones) for the next 5,000 iterations and turned off thereafter. Turning off the prior is necessary since we cannot use this prior during inference<sup>3</sup> and annealing ensures stability during training.

Additionally, to encourage valid monotonic sampling from the alignment matrix, we calculate likelihood of all possible monotonic reductions using the CTC algorithm. That is, given the alignment matrix  $\mathbf{A}_{T \times M}^{soft_{l,h}} = \text{softmax}(\mathbf{A}_{T \times M}^{l,h})$ , we obtain the alignment loss for a decoder layer and head as:

$$\mathcal{L}_{align}^{l,h} = \text{CTCLoss}(\mathbf{A}_{T \times M}^{soft_{l,h}}, q_M)$$

where  $q_M = \{1, 2, \dots, M\}$  is the target monotonic sequence from 1 to  $M$ . The alignment loss is summed across all cross-attention heads and layers to obtain  $\mathcal{L}_{align} = \sum_{l,h} \mathcal{L}_{align}^{l,h}$ . The final training loss is obtained as  $\mathcal{L} = \mathcal{L}_{token} + \alpha \mathcal{L}_{align}$ , where  $\alpha$  is the alignment loss coefficient.

## 2.4. Preference Alignment

We employ preference optimization methods to steer the outputs of Koel-TTS towards more desirable results. For a given text and context audio input  $x = (x_{text}, x_{audio})$ , the model’s response distribution  $\pi(y|x)$  encompasses a range of potential outputs  $y$  with varying levels of alignment to the desired criteria. By constructing a dataset that explicitly labels certain responses  $y_c$  as chosen and others  $y_l$  as rejected, we can leverage preference-based optimization algorithms to shift the model’s distribution toward producing more preferred responses.

One such approach is Direct Preference Optimization (DPO) (Rafailov et al., 2024). DPO uses preference comparisons to modify the policy  $\pi$  by contrasting it against a reference policy  $\pi_{ref}$ . Specifically, given an input  $x$  and a chosen response  $y_c$  that is preferred over a rejected response  $y_l$ , DPO seeks to increase the likelihood ratio  $\frac{\pi(y_c|x)}{\pi_{ref}(y_c|x)}$  relative to  $\frac{\pi(y_l|x)}{\pi_{ref}(y_l|x)}$ . The core objective can be expressed as:

$$\mathcal{L}_{DPO} = \mathbb{E}_{x, y_c, y_l} \left[ \beta \log \frac{\pi(y_c|x)}{\pi_{ref}(y_c|x)} - \beta \log \frac{\pi(y_l|x)}{\pi_{ref}(y_l|x)} \right],$$

where  $\beta$  is a parameter for controlling the deviation from the base reference policy  $\pi_{ref}$ . The above formulation, encourages  $\pi$  to produce responses more similar to  $y_c$  than  $y_l$ , effectively aligning the model with the desired preferences.

Building upon DPO, we also leverage Reward-aware Preference Optimization (RPO) (Adler et al., 2024), which considers the magnitude of reward differences in the optimization process. Rather than treating all chosen versus rejected distinctions as equal, RPO utilizes scalar rewards to measure how much better the chosen response is compared to the rejected one. The RPO objective introduces a factor that scales the preference updates based on the reward gap  $r^*(x, y_c) - r^*(x, y_l)$  as follows:

$$\mathcal{L}_{RPO}(x, y_c, y_l) = \mathbb{D} \left[ \beta \log \frac{\pi(y_c|x)}{\pi_{ref}(y_c|x)} - \beta \log \frac{\pi(y_l|x)}{\pi_{ref}(y_l|x)} \right] \left\| \eta (r^*(x, y_c) - r^*(x, y_l)) \right\|,$$

where  $\eta$  is a scaling parameter and  $\mathbb{D}$  is a distance metric given by  $\mathbb{D}[a||b] := \sigma(b) \log \frac{\sigma(b)}{\sigma(a)} + (1 - \sigma(b)) \log \frac{1 - \sigma(b)}{1 - \sigma(a)}$ . Thereby, RPO mitigates overfitting to narrowly better responses since the loss value is scaled as per the reward difference.

**Preference Data Creation and Reward System:** To construct the preference dataset  $(x, y_c, y_l)$ , we begin by selecting a diverse set of text and speaker prompt combinations that challenge the model’s ability to produce accurate and natural speech. The text data includes a mix of regular sentences from standard TTS datasets, and carefully curated challenging transcripts generated by prompting text LLMs. These challenging texts are designed to test the model’s robustness and include elements such as repeated words, numbers, and phonetically complex sequences. The inclusion of standard texts ensures generalizability, while the challenging examples target specific weaknesses of the TTS model as illustrated in Figure 2.

For each text and speaker prompt, we generate  $P$  audio samples using multinomial top-k sampling ( $k=80$ , temperature=0.7). Each generation is evaluated using the Parakeet TDT 1.1B ASR (Xu et al., 2023) and Titanet-large SV (Koluguri et al., 2022a) models. Specifically, we obtain the character error rate (CER) between the transcript of the generated audio and input text using the ASR model, and cosine similarity (SSIM) between the embeddings of the context audio and the generated audio obtained from the SV model. Based on the CER and SSIM, we perform Pareto

<sup>3</sup>The final audio sequence length is unknown during inference.



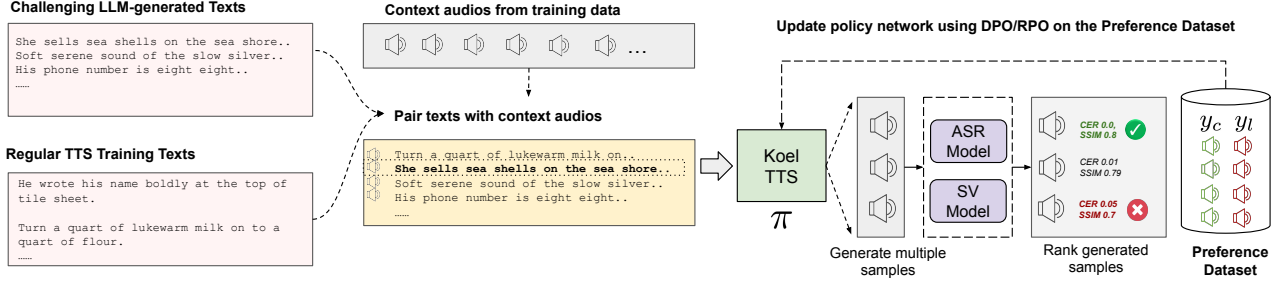


Figure 2. Preference Alignment for Koel-TTS: Koel-TTS generates multiple outputs for challenging text and context audio prompts, which are then rewarded using ASR and SV Models to create a preference dataset for DPO and RPO.

optimal ranking (Deb, 2011) on the set of  $P$  generated audio samples for a given input pair—First, we identify the Pareto front, which consists of all audio samples that are not dominated by any other sample. That is, no other audio is strictly better on at least one metric and equally good or better on the other. Once we identify the first Pareto front, we remove those samples and repeat the process on the remaining audios to find the next front, and so on. Within each Pareto front, we prioritize samples by assigning higher ranks to those with lower CER scores. If there are ties based on CER, we further differentiate by favoring samples with higher SSIM values. We detail this procedure in Appendix A.

After ranking the examples, we select the highest-ranked as chosen and the lowest-ranked as rejected for DPO, since we empirically find high-contrast pairs to be beneficial for DPO. For RPO, which handles scalar reward differences, we pair the top two with the bottom two in all combinations. In both cases, we discard pairs where the chosen example scores worse on any metric (CER or SSIM) than the rejected one.

To assign scalar rewards for RPO, we normalize the CER and SSIM differences between the chosen and rejected examples, and set the reward gap as:

$$r^*(x, y_c) - r^*(x, y_l) = \Phi(\Delta\tilde{\text{CER}}) + \Phi(\Delta\tilde{\text{SSIM}})$$

where  $\Phi$  is the cumulative distribution function (CDF) of the standard normal distribution, and  $\Delta\tilde{\text{CER}}$  and  $\Delta\tilde{\text{SSIM}}$  are the normalized differences of CER and SSIM respectively, between the chosen and rejected examples.

## 2.5. Classifier Free Guidance

To adapt CFG for autoregressive token prediction models, we train both a conditional and an unconditional model simultaneously by randomly dropping out the text and context/speaker conditioning during training. At inference time, conditional and unconditional outputs are combined to guide the speech generation process. This approach allows for more precise control over the generated speech, which can lead to improved pronunciation, prosody, robustness, and overall audio quality.

Distinct from the previous work that only deals with text-independent conditionals (Darefsky et al., 2024), in our approach, we randomly dropout both audio and text conditioning inputs (with a probability of 10%) during training and interpolate conditional logits ( $\ell_c$ ) with the unconditional logits ( $\ell_u$ ) during inference<sup>4</sup>,

$$\ell_{c/g} = \gamma * \ell_c + (1 - \gamma) * \ell_u$$

where  $\gamma \geq 1$  is the CFG interpolation scale controlling the strength of guidance. Higher scale values steer the generation to follow the text/audio inputs, while lower scale values allow more variations. In practice, we sweep around a range of values to find the optimal scale  $\gamma$ . Figure 3 demonstrates the CFG inference process.

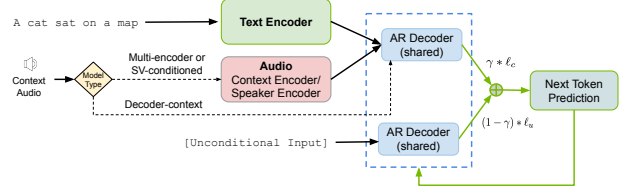


Figure 3. CFG Inference: Logits from conditional and unconditional inputs are combined using a CFG scale  $\gamma > 1$ , steering model predictions towards better alignment with conditional inputs.

## 3. Experiments

### 3.1. Datasets, Training and Evaluation Criteria

For our primary experiments, we train the models on a data-blend containing 18k hours of English TTS data from the following datasets: *train-clean-360* and *train-clean-100* subsets of LibriTTS (Zen et al., 2019), HiFiTTS (Bakhturina et al., 2021), a 17k-hour subset of the LibriVox MLS dataset (Pratap et al., 2020) and a proprietary, 2-speaker, 63-hour dataset. With this dataset we create (*context audio*, *transcript*, *target audio*) triplets where context and target audio are distinct utterances from the same speaker. During training, we use a random 5 second context slice for the decoder context model and 3 to 8 seconds context slice for

<sup>4</sup>Note that CFG inference doubles the effective batch size to obtain conditional and unconditional logits.

*multi encoder* and *SV conditioned* models. Model architectures and training details are provided in Appendix E.

**Evaluation:** We evaluate synthesized speech on intelligibility, speaker similarity, and naturalness. Intelligibility is measured using ASR-based character error rate (CER) and word error rate (WER), with Parakeet-TDT (Xu et al., 2023) for English and *whisper-large-v3* (Radford et al., 2022) for other languages. Speaker similarity is assessed via cosine similarity between speaker embeddings of synthesized and context audio, using *Titanet-Small* (Koluguri et al., 2022a) for embedding extraction—different from *Titanet-Large* (Koluguri et al., 2022b) used in *SV conditioned* model training. Naturalness is evaluated with Squim-MOS (Kumar et al., 2023), and we also conduct a human evaluation for two of our zero-shot Koel-TTS models, benchmarking them against others in Section 3.6. For inference, we use multinomial top-k sampling ( $k=80$ , temperature=0.6). Due to probabilistic generation, each experiment is repeated five times, reporting mean metrics with 95% confidence intervals.

For seen speaker TTS evaluation, we consider a test set of 200 held-out utterances from *train-clean-360* LibriTTS dataset. For unseen speakers, we create a subset of *test-clean* LibriTTS containing 180 utterances from a total of 36 out of the 40 speakers, using 5 distinct context and target audios from each each speaker. We use a random 5 second slice from the context audio during inference for all experiments.

### 3.2. Architecture Comparison

Table 1 presents the baseline results of different Koel-TTS architectures on seen and unseen English speakers, **without** incorporating preference alignment training or CFG inference. All three architectures achieve similar intelligibility, but the *decoder context* model outperforms the *multi encoder* model on unseen speaker similarity, while the latter performs slightly better on seen speakers. These results suggest that *decoder context* model generalizes better to unseen speakers making it a more suitable choice for zero-shot TTS. The *multi encoder* architecture tends to overfit to the training speakers, as indicated by consistently worse speaker similarity on unseen speakers, and better speaker similarity on seen speakers across all our experiments. While *SV conditioned* model also achieves similar SSIM as decoder context, perceptually, we find the decoder context model captures the intended style of the context audio better. We encourage readers to listen to audio examples on our website.

### 3.3. Preference Alignment

To perform preference alignment, we create a preference dataset using the procedure described in Section 2.4. Specifically, we first curate 800 challenging texts generated using Llama-8b (Touvron et al., 2023). It is prompted to generate texts with repeated words and alliterations. The complete

Table 1. Baseline TTS results on seen and unseen speakers for different Koel-TTS models, **without using CFG or preference alignment**. Lower CER(%) & WER(%) indicate higher intelligibility. Higher SSIM indicates higher speaker similarity to ground-truth.

Eval Set	Model	CER(%) ↓	WER(%) ↓	SSIM ↑	Squim-MOS ↑
Seen Speakers	Ground Truth	0.51 ± 0.00	1.42 ± 0.00	0.763 ± 0.000	4.616 ± 0.03
	Decoder context	1.73 ± 0.60	2.98 ± 0.59	0.700 ± 0.001	4.350 ± 0.038
	SV Conditioned	<b>1.71 ± 0.41</b>	<b>2.82 ± 0.41</b>	0.697 ± 0.003	<b>4.360 ± 0.021</b>
	Multi Encoder	1.92 ± 0.68	3.02 ± 0.76	<b>0.712 ± 0.002</b>	4.346 ± 0.028
Unseen Speakers	Ground Truth	0.80 ± 0.00	1.83 ± 0.00	0.771 ± 0.000	4.588 ± 0.020
	Decoder Context	2.68 ± 1.13	4.02 ± 1.12	<b>0.637 ± 0.008</b>	<b>4.347 ± 0.024</b>
	SV Conditioned	3.12 ± 0.98	4.22 ± 1.02	0.619 ± 0.003	4.318 ± 0.034
	Multi Encoder	<b>2.56 ± 1.44</b>	<b>3.74 ± 1.36</b>	0.601 ± 0.004	4.318 ± 0.059

list of these texts and the prompts used for generating them can be found on our webpage. We pair each challenging text with 10 random context audios sampled from our training dataset. Next, we sample 50,000 regular transcripts from our training data, and pair each text with one random context audio from our training data. This results in a total 58,000 text and context audio pairs. For each pair, we generate 6 audio samples from each of our models and create chosen-rejected pairs using the reward and filtering criteria outlined in Section 2.4.

Starting from our base checkpoints, we perform DPO or RPO finetuning for a maximum of 4,000 mini-batch iterations using a batch-size of 64 pairs, optimized using Adam optimizer with a fixed learning rate (LR)  $2e-7$ . We set  $\beta=0.01$  and  $\eta=1.0$  as the default loss coefficients in DPO and RPO. We choose the checkpoint with the lowest validation loss and evaluate the preference-aligned models for intelligibility, speaker similarity and naturalness. Table 2 shows the results of these experiments on the *multi encoder* model. Results of DPO/RPO across all architectures can be found in Appendix B. As evident, both DPO and RPO significantly improve intelligibility and speaker-similarity metrics over the base model across all architectures. Interestingly, preference alignment also significantly improves zero-shot speaker similarity on unseen speakers, even though we do not include any new speakers in the preference data creation. The naturalness metric Squim-MOS also shows an improvement over the baseline models, even though we don’t explicitly include it in our reward system. This suggests that CER and SSIM metrics serve as good proxy for human preferences and can be automatically computed, thereby allowing easy scaling up of the preference alignment process. We find RPO to be less sensitive to hyper-parameter tuning and number of training iterations than DPO. RPO also works reliably when preference data does not have high-contrast chosen-rejected pairs, since it considers reward differences instead of a binary pair, in its optimization objective.

To compare with a prior technique proposed in SpeechAlign (Zhang et al., 2024), we perform an ablation in which the ground-truth audios are selected as our chosen examples (as opposed to generated samples). We use a subset of *train-*

Table 2. Preference Alignment (DPO, RPO) and CFG evaluations for a multi encoder baseline model on seen and unseen speakers. Both methods improve intelligibility, speaker similarity and naturalness metrics, with best results achieved when they are used together. GT as Chosen indicates the ablation experiment considering ground truth audio as the chosen audio in the preference pairs.

Model/Technique	Seen Speakers				Unseen Speakers			
	CER(%) ↓	WER(%) ↓	SSIM ↑	Squim-MOS ↑	CER(%) ↓	WER(%) ↓	SSIM ↑	Squim-MOS ↑
Ground Truth	0.51 ± 0.00	1.42 ± 0.00	0.763 ± 0.000	4.616 ± 0.03	0.80 ± 0.00	1.83 ± 0.00	0.771 ± 0.000	4.588 ± 0.020
Multi Encoder (BL)	1.92 ± 0.68	3.02 ± 0.76	0.712 ± 0.002	4.346 ± 0.028	2.56 ± 1.44	3.74 ± 1.36	0.601 ± 0.004	4.318 ± 0.059
BL + RPO	1.01 ± 0.58	1.76 ± 0.59	0.737 ± 0.002	4.408 ± 0.010	0.79 ± 0.12	1.72 ± 0.18	0.641 ± 0.002	4.389 ± 0.021
BL + DPO	0.67 ± 0.17	1.48 ± 0.34	0.737 ± 0.004	4.406 ± 0.011	0.62 ± 0.12	1.49 ± 0.20	0.645 ± 0.001	4.402 ± 0.029
BL + DPO (GT as Chosen)	1.58 ± 0.42	2.88 ± 0.41	0.710 ± 0.005	4.344 ± 0.038	2.67 ± 0.006	4.08 ± 0.48	0.522 ± 0.004	4.281 ± 0.055
BL + CFG ( $\gamma = 2.5$ )	0.73 ± 0.16	1.63 ± 0.24	0.752 ± 0.003	4.420 ± 0.010	0.69 ± 0.07	1.59 ± 0.10	0.653 ± 0.005	4.415 ± 0.007
BL + RPO + CFG ( $\gamma = 2.5$ )	0.75 ± 0.23	1.56 ± 0.32	0.766 ± 0.003	<b>4.422 ± 0.011</b>	<b>0.51 ± 0.12</b>	<b>1.25 ± 0.18</b>	0.674 ± 0.004	4.392 ± 0.029
BL + DPO + CFG ( $\gamma = 2.5$ )	<b>0.51 ± 0.12</b>	<b>1.32 ± 0.23</b>	<b>0.767 ± 0.004</b>	4.418 ± 0.012	0.58 ± 0.17	1.38 ± 0.08	<b>0.678 ± 0.005</b>	<b>4.417 ± 0.015</b>

*clean-360* LibriTTS data as chosen examples, and the worst ranked of the 6 generations (for an input) as the rejected example, creating a similar sized preference dataset as our other experiments. We find that preference alignment algorithms find it trivial to differentiate ground-truth examples from generated ones with the preference loss reducing to nearly zero within the first few hundred iterations. With our default DPO hyperparameters ( $\beta=0.01$ ,  $LR=2e-7$ ) such a setup leads to model degeneration and a very high CER ( $>90\%$ ). Fine-tuning DPO hyperparameters ( $\beta=1.0$ ,  $LR=1e-7$ ) and early stopping, prevents model degeneration, but does not yield improvement over the baseline model (Table 2). This suggests it is important to obtain chosen-rejected pairs from model’s output distribution, for preference optimization such as DPO to work effectively.

### 3.4. Classifier Free Guidance

By controlling the CFG scale  $\gamma$  during inference, we can steer the generations to be better aligned with conditional inputs. We vary  $\gamma$  between 1 to 3 at 0.2 intervals and show the results of this experiment on unseen speakers in Figure 4. Increasing  $\gamma$  significantly reduces the CER and simultaneously increases SSIM across all models. From these observations, we set  $\gamma=2.5$  as the optimal value.

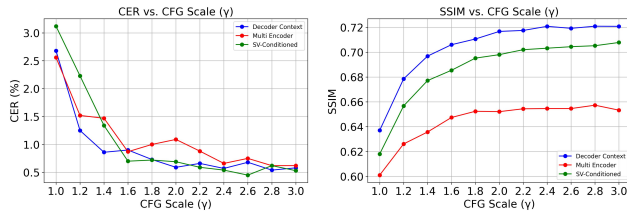


Figure 4. Effect of CFG scale on CER/SSIM for unseen speakers

While CFG adds an inference-time cost by doubling the effective batch-size, it does not require any additional fine-tuning of the baseline models to achieve the substantial improvements across all metrics. Additionally, CFG inference on a preference aligned model results in further improvements and yields the best results across all metrics. Figure 5 presents these improvements on unseen speaker TTS task across all models. Table 2 shows the improvements obtained

with CFG on both seen and unseen speakers for the multi encoder architecture, on the baseline and preference aligned model. The reduction in CER/WER confidence intervals indicates that we can generate accurate speech reliably.

### 3.5. Multilingual TTS

For multilingual TTS, we investigate six languages English, Spanish, German, French, Italian, and Dutch. For non-English languages, we use the CML dataset (Oliveira et al., 2023) that contains 1,562 hours of German, 642 hours of Dutch, 476 hours of Spanish, 283 hours of French, 131 hours of Italian speech data. Additionally, we incorporate 42 hours of internal Spanish data from two speakers. Combining this with our 18k hours of English TTS data, we create a final blend of 21k hours of multilingual TTS data. We use the decoder context architecture for this task, and scale-up our model to a 1.1 billion parameter model (See Appendix E for details).

For preference alignment of the multilingual model, we create 10k text and context audio pairs per language (by pairing texts with a random context audio), from the CML training data of each language. We combine these pairs with 20k English text and context audio pairs randomly sampled from the 58k pairs used in our primary experiments. We utilize the *whisper-large-v3* (Radford et al., 2022) ASR model in our reward system to create preference pairs and perform DPO finetuning with  $\beta=0.05$ .

Figure 5(right) presents the results of multilingual-TTS evaluations on unseen speakers from each language. For evaluations on non-English languages, we use 100 utterances per language from the CML test set of each language. For English evaluation, we use the same 180 utterances from LibriTTS *test-clean* subset as used in our primary experiments. As shown by the results, both preference alignment and CFG (with  $\gamma=2.5$ ) yield substantial improvement in both intelligibility and speaker similarity metrics across various languages and tokenizers. More interestingly, CFG inference on a DPO finetuned checkpoint, yields substantial speaker similarity improvements over using either DPO or

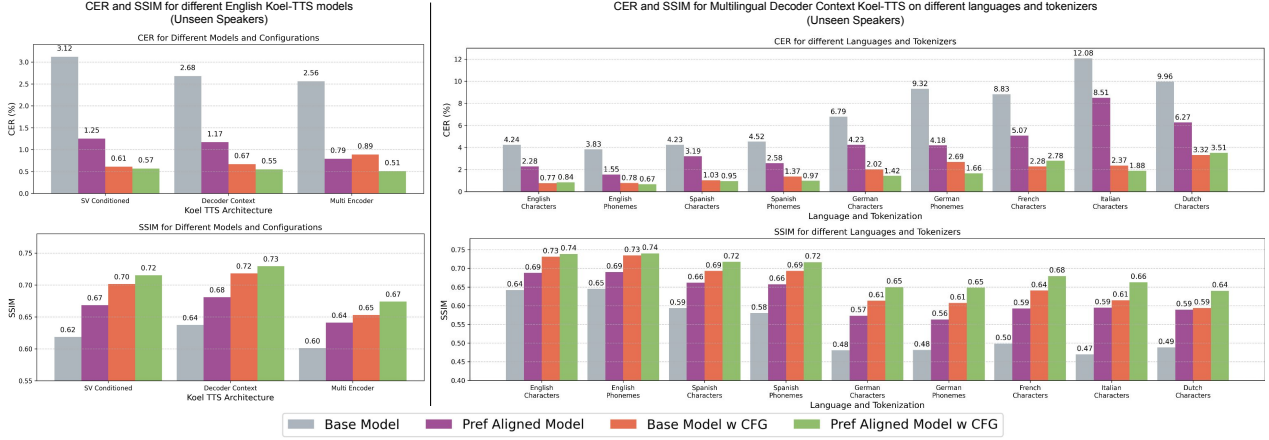


Figure 5. Performance of Koel-TTS Architectures. **Left:** Intelligibility (CER) and speaker similarity (SSIM) evaluations of base and preference-aligned (RPO) Koel-TTS architectures, with and without CFG, on zero-shot TTS. **Right:** Equivalent evaluations for a *Decoder Context* multilingual TTS model across various languages and text tokenizers. Both CFG and preference alignment, independently and in combination (green), improve CER and SSIM over the base model (gray).

CFG in isolation, especially for non-English languages.

We find that Koel-TTS can work effectively on raw character tokens, and achieve similar results as using phonetic inputs, for languages in which we consider both phoneme and character tokenizers (English, Spanish and German). Incorporating both CFG and DPO, our multilingual model achieves similar CER as the English-only decoder context model and slightly improves speaker similarity (0.740 vs. 0.726). We present ablations with alternate multilingual tokenization schemes in Appendix D.

Table 3. Intelligibility, SSIM and naturalness evaluation of various zero-shot TTS models on a subset of *test-clean* LibriTTS data.

Model	CER (%) ↓	WER (%) ↓	SSIM ↑	MOS ↑	SMOS ↑
Ground Truth	0.80	1.83	0.771	3.937 ± 0.028	-
VALLE-X (Zhang et al., 2023)	6.65	11.28	0.679	3.532 ± 0.046	3.709 ± 0.045
YourTTS (Casanova et al., 2022)	2.44	5.19	0.581	3.235 ± 0.047	3.229 ± 0.053
T5-TTS (Neekhar et al., 2024a)	1.66	3.28	0.459	3.533 ± 0.046	3.366 ± 0.050
E2-TTS (Eskimez et al., 2024)	1.29	2.66	<b>0.848</b>	3.889 ± 0.040	3.793 ± 0.045
F5-TTS (Chen et al., 2024a)	1.23	2.55	0.834	3.930 ± 0.042	3.785 ± 0.045
XTTS-v2 (Casanova et al., 2024)	0.99	2.09	0.680	3.715 ± 0.043	3.434 ± 0.050
StyleTTS-2 (Li et al., 2024)	0.75	1.52	0.579	4.047 ± 0.039	3.786 ± 0.044
Koel-TTS 380m English	<b>0.55</b>	<b>1.41</b>	0.726	4.054 ± 0.039	3.826 ± 0.044
Koel-TTS 1.1b Multilingual	0.63	1.42	0.740	<b>4.058 ± 0.040</b>	<b>3.848 ± 0.043</b>

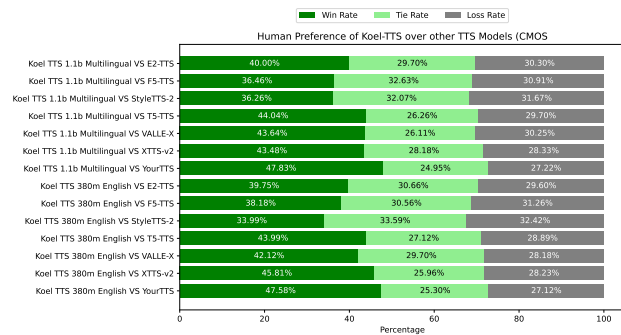


Figure 6. Koel-TTS vs. Previous Models: Dark green bars indicate the percentage of instances where human listeners preferred Koel-TTS for audio naturalness during side-by-side evaluations.

### 3.6. Comparison against Past Work

We benchmark two candidate Koel-TTS models: English-only decoder context model and the larger multilingual decoder context model against past work and open source models. We evaluate all models for zero-shot TTS on the unseen speaker evaluation set (test-clean LibriTTS subset), using the same evaluation procedure as described in Section 3.1. We also compute three human evaluation metrics on Amazon Mechanical Turk namely Naturalness Mean Opinion Score (MOS), Speaker similarity MOS (SMOS) and Comparative MOS (CMOS). For complete details on MOS studies, see Appendix C. As shown in Table 3, Koel-TTS achieves state-of-the-art intelligibility scores (CER/WER) despite being trained on significantly less data than competing models. While Koel-TTS outperforms LLM-based baselines (VALLE-X and XTTS-v2) in SSIM scores, it slightly underperforms CFM-based systems (F5-TTS and E2-TTS), which leverage 100k+ hours of speech data, compared to 21k hours for our largest model. Human evaluations of naturalness (MOS) and speaker similarity (SMOS) show Koel-TTS to be equally or more preferred compared to all other models. We attribute the difference between SSIM scores and SMOS to SSIM’s emphasis on timbre similarity, whereas human ratings consider additional factors such as style and accent. CMOS results in Figure 6, further confirm that Koel-TTS is preferred over all competing approaches.

## 4. Conclusion

We introduce Koel-TTS, a suite of encoder-decoder transformer models that map text and context audio to acoustic speech tokens. By incorporating preference alignment driven by transcription accuracy and speaker similarity, and Classifier Free Guidance, we improve intelligibility, speaker similarity, and naturalness of generated speech, achiev-



ing state-of-the-art zero-shot TTS performance. Koel-TTS excels in multilingual TTS, delivering high-quality, low-latency speech with a simplified model design. Finally, through audio examples on our webpage, we demonstrate that Koel-TTS can be effectively fine-tuned for long-form multi-turn dialogue generation, by adapting the model for contextually aware podcast synthesis.

## References

- Adler, B., Agarwal, N., Aithal, A., Anh, D. H., Bhattacharya, P., Brundyn, A., Casper, J., Catanzaro, B., Clay, S., Cohen, J., et al. Nemotron-4 340b technical report. *arXiv preprint arXiv:2406.11704*, 2024.
- Azar, M. G., Guo, Z. D., Piot, B., Munos, R., Rowland, M., Valko, M., and Calandriello, D. A general theoretical paradigm to understand learning from human preferences. In *International Conference on Artificial Intelligence and Statistics*. PMLR, 2024.
- Badlani, R., Łańcucki, A., Shih, K. J., Valle, R., Ping, W., and Catanzaro, B. One tts alignment to rule them all. In *ICASSP*, 2022.
- Bakhturina, E., Lavrukhin, V., Ginsburg, B., and Zhang, Y. Hi-Fi Multi-Speaker English TTS Dataset. In *INTER-SPEECH*, 2021.
- Borsos, Z., Marinier, R., Vincent, D., Kharitonov, E., Pietquin, O., Sharifi, M., Roblek, D., Teboul, O., Grangier, D., Tagliasacchi, M., et al. Audioldm: a language modeling approach to audio generation. *IEEE/ACM Transactions on Audio, Speech, and Language Processing*, 2023.
- Casanova, E., Weber, J., Shulby, C. D., Junior, A. C., Gölge, E., and Ponti, M. A. Yourtts: Towards zero-shot multi-speaker tts and zero-shot voice conversion for everyone. In *International Conference on Machine Learning*. PMLR, 2022.
- Casanova, E., Davis, K., Gölge, E., Gökner, G., Gulea, I., Hart, L., Aljafari, A., Meyer, J., Morais, R., Olayemi, S., et al. Xtts: a massively multilingual zero-shot text-to-speech model. *INTERSPEECH*, 2024.
- Casanova, E., Langman, R., Neekhara, P., Hussain, S., Li, J., Ghosh, S., Jukić, A., and Lee, S.-g. Low frame-rate speech codec: a codec designed for fast high-quality speech llm training and inference. *ICASSP*, 2025.
- Chen, Y., Niu, Z., Ma, Z., Deng, K., Wang, C., Zhao, J., Yu, K., and Chen, X. F5-tts: A fairytaler that fakes fluent and faithful speech with flow matching. *arXiv preprint arXiv:2410.06885*, 2024a.
- Chen, Z., Deng, Y., Yuan, H., Ji, K., and Gu, Q. Self-play fine-tuning converts weak language models to strong language models. *arXiv preprint arXiv:2401.01335*, 2024b.
- Christian, P. F., Leike, J., Brown, T., Martic, M., Legg, S., and Amodei, D. Deep reinforcement learning from human preferences. *Advances in Neural Information Processing Systems*, 2017.
- Darefsky, J., Zhu, G., and Duan, Z. Parakeet, 2024. URL <https://jordandarefsky.com/blog/2024/parakeet/>.
- Deb, K. Multi-objective optimisation using evolutionary algorithms: an introduction. In *Multi-objective evolutionary optimisation for product design and manufacturing*. Springer, 2011.
- Défossez, A., Copet, J., Synnaeve, G., and Adi, Y. High fidelity neural audio compression. *Transactions on Machine Learning Research*, 2023.
- Du, Z., Wang, Y., Chen, Q., Shi, X., Lv, X., Zhao, T., Gao, Z., Yang, Y., Gao, C., Wang, H., et al. Cosyvoice 2: Scalable streaming speech synthesis with large language models. *arXiv preprint arXiv:2412.10117*, 2024.
- Eskimez, S. E., Wang, X., Thakker, M., Li, C., Tsai, C.-H., Xiao, Z., Yang, H., Zhu, Z., Tang, M., Tan, X., et al. E2 tts: Embarrassingly easy fully non-autoregressive zero-shot tts. In *2024 IEEE Spoken Language Technology Workshop (SLT)*. IEEE, 2024.
- Fonseca, M. and Cohen, S. B. Can large language model summarizers adapt to diverse scientific communication goals? *arXiv preprint arXiv:2401.10415*, 2024.
- Ho, J. and Salimans, T. Classifier-free diffusion guidance. In *NeurIPS 2021 Workshop on Deep Generative Models and Downstream Applications*, 2021.
- Hussain, S., Neekhara, P., Huang, J., Li, J., and Ginsburg, B. Ace-vc: Adaptive and controllable voice conversion using explicitly disentangled self-supervised speech representations. In *ICASSP*, 2023.
- Koluguri, N. R., Park, T., and Ginsburg, B. Titanet: Neural model for speaker representation with 1d depth-wise separable convolutions and global context. In *ICASSP 2022-2022 IEEE International Conference on Acoustics, Speech and Signal Processing (ICASSP)*. IEEE, 2022a. URL [https://catalog.ngc.nvidia.com/orgs/nvidia/teams/nemo/models/titanet\\_small](https://catalog.ngc.nvidia.com/orgs/nvidia/teams/nemo/models/titanet_small).
- Koluguri, N. R., Park, T., and Ginsburg, B. Titanet: Neural model for speaker representation with 1d depth-wise separable convolutions and global context. In *ICASSP*

- 2022-2022 *IEEE International Conference on Acoustics, Speech and Signal Processing (ICASSP)*. IEEE, 2022b. URL [https://huggingface.co/nvidia/speakerverification\\_en\\_titanet\\_large](https://huggingface.co/nvidia/speakerverification_en_titanet_large).
- Kumar, A., Tan, K., Ni, Z., Manocha, P., Zhang, X., Henderson, E., and Xu, B. Torchaudio-squim: Reference-less speech quality and intelligibility measures in torchaudio. In *ICASSP 2023-2023 IEEE International Conference on Acoustics, Speech and Signal Processing (ICASSP)*, pp. 1–5. IEEE, 2023.
- Kumar, R., Seetharaman, P., Luebs, A., Kumar, I., and Kumar, K. High-fidelity audio compression with improved rvqgan. *Advances in Neural Information Processing Systems*, 2024.
- Langman, R., Jukić, A., Dhawan, K., Koluguri, N. R., and Ginsburg, B. Spectral codecs: Spectrogram-based audio codecs for high quality speech synthesis. *arXiv:2406.05298*, 2024.
- Le, M., Vyas, A., Shi, B., Karrer, B., Sari, L., Moritz, R., Williamson, M., Manohar, V., Adi, Y., Mahadeokar, J., et al. Voicebox: Text-guided multilingual universal speech generation at scale. *Advances in Neural Information Processing Systems*, 2024.
- Li, Y. A., Han, C., Raghavan, V., Mischler, G., and Mesgarani, N. Styletts 2: Towards human-level text-to-speech through style diffusion and adversarial training with large speech language models. *Advances in Neural Information Processing Systems*, 2024.
- Mentzer, F., Minnen, D., Agustsson, E., and Tschannen, M. Finite scalar quantization: VQ-VAE made simple. In *The Twelfth International Conference on Learning Representations*, 2024.
- Neekhara, P., Hussain, S., Ghosh, S., Li, J., Valle, R., Badlani, R., and Ginsburg, B. Improving robustness of llm-based speech synthesis by learning monotonic alignment. *INTERSPEECH*, 2024a.
- Neekhara, P., Hussain, S. S., Valle, R., Ginsburg, B., Ranjan, R., Dubnov, S., Koushanfar, F., and Mcauley, J. SelfVC: Voice conversion with iterative refinement using self transformations. In *Proceedings of the 41st International Conference on Machine Learning*, 2024b.
- Oliveira, F. S., Casanova, E., Junior, A. C., Soares, A. S., and Galvão Filho, A. R. CML-TTS: A multilingual dataset for speech synthesis in low-resource languages. In *International Conference on Text, Speech, and Dialogue*, pp. 188–199. Springer, 2023.
- Ouyang, L., Wu, J., Jiang, X., Almeida, D., Wainwright, C., Mishkin, P., Zhang, C., Agarwal, S., Slama, K., Ray, A., et al. Training language models to follow instructions with human feedback. *Advances in Neural Information Processing Systems*, 2022.
- Pratap, V., Xu, Q., Sriram, A., Synnaeve, G., and Collobert, R. MLS: A Large-Scale Multilingual Dataset for Speech Research. In *INTERSPEECH*, 2020.
- Radford, A., Kim, J. W., Xu, T., Brockman, G., McLeavey, C., and Sutskever, I. Robust speech recognition via large-scale weak supervision, 2022.
- Rafailov, R., Sharma, A., Mitchell, E., Manning, C. D., Ermon, S., and Finn, C. Direct preference optimization: Your language model is secretly a reward model. *Advances in Neural Information Processing Systems*, 2024.
- Sahoo, P., Meharia, P., Ghosh, A., Saha, S., Jain, V., and Chadha, A. A comprehensive survey of hallucination in large language, image, video and audio foundation models. *Findings of the Association for Computational Linguistics: EMNLP*, 2024.
- Sanchez, G., Fan, H., Spangher, A., Levi, E., Amanamanchi, P. S., and Biderman, S. Stay on topic with classifier-free guidance. *arXiv preprint arXiv:2306.17806*, 2023.
- Shao, Z., Wang, P., Zhu, Q., Xu, R., Song, J., Bi, X., Zhang, H., Zhang, M., Li, Y., Wu, Y., et al. Deepseekmath: Pushing the limits of mathematical reasoning in open language models. *arXiv:2402.03300*, 2024.
- Smirnov, R. Classifier-free guidance in llms safety. *arXiv preprint arXiv:2412.06846*, 2024.
- Song, Y., Chen, Z., Wang, X., Ma, Z., and Chen, X. Ella-v: Stable neural codec language modeling with alignment-guided sequence reordering. *arXiv preprint arXiv:2401.07333*, 2024.
- Touvron, H., Lavril, T., Izacard, G., Martinet, X., Lachaux, M.-A., Lacroix, T., Rozière, B., Goyal, N., Hambro, E., Azhar, F., et al. Llama: Open and efficient foundation language models. *arXiv preprint arXiv:2302.13971*, 2023.
- Wang, C., Chen, S., Wu, Y., Zhang, Z., Zhou, L., Liu, S., Chen, Z., Liu, Y., Wang, H., Li, J., et al. Neural codec language models are zero-shot text to speech synthesizers. *arXiv:2301.02111*, 2023.
- Wang, X., Thakker, M., Chen, Z., Kanda, N., Eskimez, S. E., Chen, S., Tang, M., Liu, S., Li, J., and Yoshioka, T. SpeechX: Neural codec language model as a versatile speech transformer. *IEEE/ACM Transactions on Audio, Speech, and Language Processing*, 2024.

- Xu, H., Jia, F., Majumdar, S., Huang, H., Watanabe, S., and Ginsburg, B. Efficient sequence transduction by jointly predicting tokens and durations. In *International Conference on Machine Learning*. PMLR, 2023. URL <https://huggingface.co/nvidia/parakeet-tdt-1.1b>.
- Yang, D., Tian, J., Tan, X., Huang, R., Liu, S., Guo, H., Chang, X., Shi, J., Bian, J., Zhao, Z., et al. Uniaudio: Towards universal audio generation with large language models. In *Forty-first International Conference on Machine Learning*, 2024.
- Zeghidour, N., Luebs, A., Omran, A., Skoglund, J., and Tagliasacchi, M. SoundStream: An end-to-end neural audio codec. *IEEE/ACM Transactions on Audio, Speech, and Language Processing*, 2021.
- Zen, H., Dang, V., Clark, R., Zhang, Y., Weiss, R. J., Jia, Y., Chen, Z., and Wu, Y. LibriTTS: A corpus derived from librispeech for text-to-speech. *INTERSPEECH*, 2019.
- Zhang, D., Li, Z., Li, S., Zhang, X., Wang, P., Zhou, Y., and Qiu, X. Speechalign: Aligning speech generation to human preferences. In *Advances in Neural Information Processing Systems*, 2024.
- Zhang, Z., Zhou, L., Wang, C., Chen, S., Wu, Y., Liu, S., Chen, Z., Liu, Y., Wang, H., Li, J., et al. Speak foreign languages with your own voice: Cross-lingual neural codec language modeling. *arXiv:2303.03926*, 2023.

## A. Pareto optimal ranking for creating preference pairs

Pareto optimal ranking is a technique for multi-attribute decision making (Deb, 2011). The key idea is to find non-dominated solutions and removing them from the current set recursively till we have ranked all items. When we find multiple items in the same pareto front, we break the ties by prioritizing our preference for more robust examples (lower CER), and we break any remaining ties by preferring higher SSIM. Below is the python code for ranking for this procedure.

```

1 def pareto_ranking(items):
2     """
3     Given a list of (cer, ssim, item_idx), return the list of items
4     sorted by their Pareto rank (rank 1 is best). Items in the same
5     rank are sorted by ascending cer and incase of a tie, by descending ssim.
6
7     :param items: List of tuples (cer, ssim, item_idx).
8     :return: A list of tuples (rank, cer, ssim, item_idx), sorted first by rank,
9             then by ascending cer within the same rank.
10    """
11
12    # A helper function to check if item A is dominated by item B
13    # A: (cerA, ssimA), B: (cerB, ssimB)
14    def is_dominated(A, B):
15        return (B[0] <= A[0]) and (B[1] >= A[1]) and (B != A)
16
17    remaining = items[:]
18
19    ranked_items = [] # Will hold tuples of (rank, cer, ssim, item_idx)
20    current_rank = 1
21
22    while remaining:
23        # Find all non-dominated items in the current set 'remaining'
24        non_dominated = []
25        for i in range(len(remaining)):
26            dominated = False
27            for j in range(len(remaining)):
28                if i != j:
29                    if is_dominated(remaining[i], remaining[j]):
30                        dominated = True
31                        break
32            if not dominated:
33                non_dominated.append(remaining[i])
34
35        # Assign current_rank to all non-dominated items
36        # and remove them from remaining
37        for nd in non_dominated:
38            ranked_items.append((current_rank, nd[0], nd[1], nd[2]))
39            remaining.remove(nd)
40
41        current_rank += 1
42
43    # Now sort the ranked items by (rank asc, cer asc, ssim desc)
44    ranked_items.sort(key=lambda x: (x[0], x[1], -x[2]))
45
46    return ranked_items

```

Listing 1. Pareto Optimal Ranking of generated outputs for a given text-context pair using CER and SSIM metrics

## B. DPO and RPO on all model architectures

We perform DPO and RPO preference optimization on all models and evaluate the preference aligned checkpoint with and without CFG. Results are reported in Table 4. We observe a significant improvement in CER, WER and SSIM across all baseline models, when preference alignment or CFG is done in isolation. Across most architectures, the best metrics are achieved by CFG inference on a preference aligned checkpoint (DPO + CFG or RPO + CFG). Both DPO and RPO perform similarly, but in practice, we find DPO to be more sensitive to  $\beta$  hyperparameter as compared to RPO.



Table 4. Evaluation of DPO, RPO and CFG on baseline models for all Koel-TTS architectures. We consider two DPO experiments with  $\beta = (0.01, 0.05)$ .

Model/Technique	Seen Speakers				Unseen Speakers			
	CER(%) ↓	WER(%) ↓	SSIM ↑	Squim-MOS ↑	CER(%) ↓	WER(%) ↓	SSIM ↑	Squim-MOS ↑
Multi Encoder (BL-1)	1.92 ± 0.68	3.02 ± 0.76	0.712 ± 0.002	4.346 ± 0.028	2.56 ± 1.44	3.74 ± 1.36	0.601 ± 0.004	4.318 ± 0.059
BL-1 + RPO ( $\beta = 0.01$ )	1.01 ± 0.58	1.76 ± 0.59	0.737 ± 0.002	4.408 ± 0.010	0.79 ± 0.12	1.72 ± 0.18	0.641 ± 0.002	4.389 ± 0.021
BL-1 + DPO ( $\beta = 0.01$ )	0.67 ± 0.17	1.48 ± 0.34	0.737 ± 0.004	4.406 ± 0.011	0.62 ± 0.12	1.49 ± 0.20	0.645 ± 0.001	4.402 ± 0.029
BL-1 + DPO ( $\beta = 0.05$ )	1.30 ± 0.51	2.25 ± 0.53	0.737 ± 0.003	4.401 ± 0.014	1.01 ± 0.40	2.01 ± 0.49	0.643 ± 0.005	4.402 ± 0.013
BL-1 + CFG ( $\gamma = 2.5$ )	0.73 ± 0.16	1.63 ± 0.24	0.752 ± 0.003	4.420 ± 0.010	0.69 ± 0.07	1.59 ± 0.10	0.653 ± 0.005	4.415 ± 0.007
BL-1 + RPO + CFG ( $\gamma = 2.5$ )	0.75 ± 0.23	1.56 ± 0.32	0.766 ± 0.003	<b>4.422 ± 0.011</b>	0.51 ± 0.12	1.25 ± 0.18	0.674 ± 0.004	4.392 ± 0.029
BL-1 + DPO ( $\beta = 0.01$ ) + CFG ( $\gamma = 2.5$ )	<b>0.51 ± 0.12</b>	<b>1.32 ± 0.23</b>	<b>0.767 ± 0.004</b>	4.418 ± 0.012	0.58 ± 0.17	1.38 ± 0.08	<b>0.678 ± 0.005</b>	<b>4.417 ± 0.015</b>
BL-1 + DPO ( $\beta = 0.05$ ) + CFG ( $\gamma = 2.5$ )	1.12 ± 0.83	1.87 ± 0.85	0.766 ± 0.002	4.420 ± 0.011	<b>0.49 ± 0.07</b>	<b>1.24 ± 0.11</b>	0.676 ± 0.004	4.390 ± 0.025
Decoder Context (BL-2)	1.73 ± 0.60	2.98 ± 0.59	0.700 ± 0.001	4.350 ± 0.038	2.68 ± 1.13	4.02 ± 1.12	0.637 ± 0.008	4.347 ± 0.024
BL-2 + RPO ( $\beta = 0.01$ )	1.01 ± 0.60	2.03 ± 0.62	0.719 ± 0.002	4.403 ± 0.013	1.17 ± 0.94	2.09 ± 1.00	0.681 ± 0.005	4.401 ± 0.012
BL-2 + DPO ( $\beta = 0.01$ )	1.32 ± 0.40	2.39 ± 0.46	0.708 ± 0.004	4.392 ± 0.017	0.89 ± 0.15	1.90 ± 0.28	0.667 ± 0.003	4.400 ± 0.012
BL-2 + DPO ( $\beta = 0.05$ )	1.25 ± 0.83	2.27 ± 0.97	0.716 ± 0.004	4.393 ± 0.016	0.98 ± 0.46	2.03 ± 0.49	0.676 ± 0.004	4.408 ± 0.010
BL-2 + CFG ( $\gamma = 2.5$ )	0.62 ± 0.20	1.58 ± 0.44	0.741 ± 0.003	<b>4.418 ± 0.009</b>	0.57 ± 0.11	<b>1.37 ± 0.11</b>	0.720 ± 0.004	<b>4.417 ± 0.007</b>
BL-2 + RPO + CFG ( $\gamma = 2.5$ )	<b>0.51 ± 0.12</b>	<b>1.38 ± 0.25</b>	<b>0.751 ± 0.002</b>	4.415 ± 0.013	<b>0.55 ± 0.11</b>	1.41 ± 0.19	<b>0.729 ± 0.003</b>	4.415 ± 0.012
BL-2 + DPO ( $\beta = 0.01$ ) + CFG ( $\gamma = 2.5$ )	0.62 ± 0.09	1.53 ± 0.17	0.744 ± 0.002	4.409 ± 0.019	0.60 ± 0.10	1.40 ± 0.31	0.720 ± 0.001	4.387 ± 0.038
BL-2 + DPO ( $\beta = 0.05$ ) + CFG ( $\gamma = 2.5$ )	0.54 ± 0.08	1.43 ± 0.19	0.749 ± 0.005	4.413 ± 0.018	0.55 ± 0.10	1.42 ± 0.28	<b>0.729 ± 0.003</b>	4.413 ± 0.013
SV Conditioned (BL-3)	1.71 ± 0.41	2.82 ± 0.41	0.697 ± 0.003	4.360 ± 0.021	3.12 ± 0.98	4.22 ± 1.02	0.619 ± 0.003	4.318 ± 0.034
BL-3 + RPO ( $\beta = 0.01$ )	0.72 ± 0.14	1.61 ± 0.22	0.717 ± 0.001	4.408 ± 0.010	1.25 ± 0.38	2.06 ± 0.49	0.668 ± 0.003	4.389 ± 0.026
BL-3 + DPO ( $\beta = 0.01$ )	0.62 ± 0.19	1.46 ± 0.31	0.705 ± 0.003	4.402 ± 0.011	0.76 ± 0.12	1.67 ± 0.11	0.650 ± 0.003	4.384 ± 0.023
BL-3 + DPO ( $\beta = 0.05$ )	1.24 ± 0.33	2.19 ± 0.33	0.713 ± 0.002	4.416 ± 0.042	1.64 ± 0.70	2.64 ± 0.69	0.663 ± 0.003	4.385 ± 0.019
BL-3 + CFG ( $\gamma = 2.5$ )	0.48 ± 0.12	1.38 ± 0.33	0.738 ± 0.003	4.407 ± 0.025	0.52 ± 0.11	1.38 ± 0.20	0.703 ± 0.002	<b>4.418 ± 0.011</b>
BL-3 + RPO + CFG ( $\gamma = 2.5$ )	0.46 ± 0.10	1.25 ± 0.14	<b>0.750 ± 0.003</b>	<b>4.423 ± 0.010</b>	0.57 ± 0.15	1.33 ± 0.21	<b>0.715 ± 0.003</b>	4.416 ± 0.014
BL-3 + DPO ( $\beta = 0.01$ ) + CFG ( $\gamma = 2.5$ )	0.46 ± 0.05	<b>1.24 ± 0.11</b>	0.743 ± 0.002	4.417 ± 0.015	<b>0.47 ± 0.07</b>	<b>1.26 ± 0.09</b>	0.706 ± 0.004	4.412 ± 0.014
BL-3 + DPO ( $\beta = 0.05$ ) + CFG ( $\gamma = 2.5$ )	<b>0.45 ± 0.13</b>	1.27 ± 0.06	0.747 ± 0.001	4.403 ± 0.021	0.70 ± 0.45	1.51 ± 0.44	<b>0.715 ± 0.004</b>	4.373 ± 0.055

## C. MOS, SMOS and CMOS Evaluation

**Naturalness MOS Evaluation:** We ask human listeners to rate the audio on a scale of 1 to 5 point naturalness scale with 1 point increments. We present 180 audio examples of each technique and each audio is independently rated by at least 11 listeners. This results in a total of 1980 evaluations per technique. The template used for the Naturalness human study is shown in Figure 9. We report the MOS with 95% confidence intervals in Table 3 of the paper.

**Speaker Similarity MOS (SMOS):** For SMOS evaluation, we ask human listeners to rate the speaker similarity of a given pair of utterances. For this evaluation, each synthetic utterance is paired with a real context utterance of the target speaker. We create pairs for all of the 180 synthesized utterances of each technique. Each pair is rated by at least 11 independent listeners resulting in at least 1800 speaker similarity evaluations of each technique. We ask the listeners to judge only the voice/speaker of the utterances and ignore the accent, content, grammar and expressiveness of speech. following past work (Casanova et al., 2022; Hussain et al., 2023; Neekharu et al., 2024b). The templates used for this user study are shown in Figures 7, 8 and 9.

**Comparative MOS (CMOS):** For CMOS, listeners are asked to compare two audio utterances on naturalness and indicate their preference as one of the five options shown in Figure 8. We pair the two Koel-TTS models with all other models. We evaluate the percentage of times across 1800 evaluations that Koel-TTS is preferred over an alternate model.

**Speech Speaker Similarity**

**Instructions**  
Please listen to the speech samples and rate the speaker similarity between them. Your rating should reflect your evaluation of how close the voice of the two speakers' sound. You should not judge the accent, content, grammar, expressiveness or audio quality of the two voices. Instead, just focus on the similarity of the speakers to one another.

Audio 1:

Audio 2:

☐ 1.0 (Not Similar At All)  
☐ 2.0 (Slightly Similar)  
☐ 3.0 (Moderately Similar)  
☐ 4.0 (Very Similar)  
☐ 5.0 (Extremely Similar)

**CMOS Evaluation**

**Instructions**  
Please listen to both speech samples and assess the quality of the audio based on how close it is to natural speech. For better results, wear headphones and work in a quiet environment.

Audio 1:

Audio 2:

☐ Audio 1 is more natural than Audio 2  
☐ Audio 1 is slightly more natural than Audio 2  
☐ Audio 1 is comparable in naturalness to Audio 2  
☐ Audio 1 is slightly less natural than Audio 2  
☐ Audio 1 is less natural than Audio 2

**Speech Naturalness**

**Instructions**  
Listen to the sample of speech and assess the quality of the audio based on how close it is to natural speech on a scale of 1 to 5. For better results, wear headphones and work in a quiet environment.

0.00/1.00

☐ 1.0 (Completely unnatural speech)  
☐ 2.0 (Barely unnatural speech)  
☐ 3.0 (Slightly natural and unnatural speech)  
☐ 4.0 (Barely natural speech)  
☐ 5.0 (Completely natural speech)

Figure 7. User Study template used for Speaker Similarity (SMOS) evaluation

Figure 8. User Study template used for Comparative-CMOS evaluation

Figure 9. User Study template used for MOS evaluation

Table 5. Comparison of decoder context Koel-TTS models trained using different text tokenizers, considering all allowed tokenizations at test time. (CFG Scale  $\gamma = 2.5$ , No Preference Alignment). Evaluation conducted on unseen speakers for each language on the test set described in Section 3.5

Model	Language	Tokenizer	CER(%) ↓	WER(%) ↓	SSIM ↑
Model A (Phoneme + Aggregated characters)	English	Phonemes	$0.78 \pm 0.77$	$1.65 \pm 0.85$	$0.735 \pm 0.002$
Model B (Phoneme + Multilingual sentencepiece)	English	Phonemes	$0.59 \pm 0.10$	$1.57 \pm 0.21$	$0.746 \pm 0.003$
Model C (Phoneme + Shared characters)	English	Phonemes	$0.60 \pm 0.20$	$1.41 \pm 0.23$	$0.739 \pm 0.002$
Model B (Phoneme + Multilingual sentencepiece)	English	Multilingual sentencepiece	$0.58 \pm 0.09$	$1.44 \pm 0.17$	<b><math>0.747 \pm 0.000</math></b>
Model C (Phoneme + Shared characters)	English	Shared characters	<b><math>0.52 \pm 0.04</math></b>	<b><math>1.37 \pm 0.08</math></b>	$0.739 \pm 0.001$
Model A (Phoneme + Aggregated characters)	English	Aggregated characters	$0.77 \pm 0.49$	$1.67 \pm 0.47$	$0.731 \pm 0.005$
Model A (Phoneme + Aggregated characters)	Spanish	Phonemes	$1.37 \pm 1.53$	$3.63 \pm 1.99$	$0.693 \pm 0.013$
Model B (Phoneme + Multilingual sentencepiece)	Spanish	Phonemes	$1.52 \pm 0.71$	$4.01 \pm 0.35$	$0.698 \pm 0.011$
Model C (Phoneme + Shared characters)	Spanish	Phonemes	$1.41 \pm 0.56$	$3.73 \pm 0.59$	$0.703 \pm 0.007$
Model B (Phoneme + Multilingual sentencepiece)	Spanish	Multilingual sentencepiece	$1.96 \pm 0.68$	$4.93 \pm 0.67$	$0.701 \pm 0.007$
Model C (Phoneme + Shared characters)	Spanish	Shared characters	$1.64 \pm 0.81$	$4.03 \pm 1.08$	<b><math>0.704 \pm 0.011</math></b>
Model A (Phoneme + Aggregated characters)	Spanish	Aggregated characters	<b><math>1.03 \pm 0.11</math></b>	<b><math>3.11 \pm 0.18</math></b>	$0.693 \pm 0.008$
Model A (Phoneme + Aggregated characters)	German	Phonemes	$2.69 \pm 2.36$	$5.75 \pm 3.25$	$0.607 \pm 0.008$
Model B (Phoneme + Multilingual sentencepiece)	German	Phonemes	$4.01 \pm 3.89$	$6.88 \pm 5.05$	$0.613 \pm 0.021$
Model C (Phoneme + Shared characters)	German	Phonemes	<b><math>1.67 \pm 0.71</math></b>	<b><math>4.54 \pm 1.05</math></b>	<b><math>0.645 \pm 0.007</math></b>
Model B (Phoneme + Multilingual sentencepiece)	German	Multilingual sentencepiece	$4.28 \pm 3.13$	$7.77 \pm 2.90$	$0.611 \pm 0.014$
Model C (Phoneme + Shared characters)	German	Shared characters	$1.93 \pm 1.06$	$4.76 \pm 1.08$	$0.644 \pm 0.005$
Model A (Phoneme + Aggregated characters)	German	Aggregated characters	$2.02 \pm 1.13$	$4.81 \pm 0.95$	$0.614 \pm 0.003$
Model B (Phoneme + Multilingual sentencepiece)	French	Multilingual sentencepiece	$6.77 \pm 2.12$	$10.33 \pm 2.17$	$0.638 \pm 0.009$
Model C (Phoneme + Shared characters)	French	Shared characters	$2.30 \pm 0.70$	<b><math>5.35 \pm 0.81</math></b>	<b><math>0.643 \pm 0.006</math></b>
Model A (Phoneme + Aggregated characters)	French	Aggregated characters	<b><math>2.28 \pm 1.26</math></b>	$5.50 \pm 1.57$	$0.641 \pm 0.011$
Model B (Phoneme + Multilingual sentencepiece)	Italian	Multilingual sentencepiece	$3.68 \pm 0.65$	$12.83 \pm 1.07$	<b><math>0.650 \pm 0.003</math></b>
Model C (Phoneme + Shared characters)	Italian	Shared characters	$4.99 \pm 1.83$	$12.81 \pm 2.15$	$0.649 \pm 0.009$
Model A (Phoneme + Aggregated characters)	Italian	Aggregated characters	<b><math>2.37 \pm 0.50</math></b>	<b><math>9.64 \pm 1.09</math></b>	$0.615 \pm 0.003$
Model B (Phoneme + Multilingual sentencepiece)	Dutch	Multilingual sentencepiece	$4.19 \pm 1.24$	$11.49 \pm 1.96$	$0.607 \pm 0.004$
Model C (Phoneme + Shared characters)	Dutch	Shared characters	<b><math>3.05 \pm 0.93</math></b>	<b><math>9.79 \pm 1.57</math></b>	<b><math>0.613 \pm 0.008</math></b>
Model A (Phoneme + Aggregated characters)	Dutch	Aggregated characters	$3.32 \pm 1.51$	$10.14 \pm 1.18$	$0.594 \pm 0.006$

## D. Multilingual Tokenization Ablations

We train three decoder-context Koel-TTS models considering three tokenization schemes besides phonemes — Model A: Aggregated characters from different languages (Vocab size =  $256 \times \text{Number of Languages}$ ). Model A is the default model in our primary multilingual experiments. Model B: Shared character tokenizer (256 character tokens shared across all languages). Model C: Multilingual sentence piece tokens<sup>5</sup> (Vocab size 110k). We find that character-based tokenizers perform significantly better than sentence piece tokenizer on intelligibility metrics, especially when unseen words are encountered during inference. Table 5 compares the different models for each language studied in our work. All results are reported using CFG scale  $\gamma = 2.5$ , without any preference alignment. Additionally, we find the aggregated char tokenizer to perform better for cross-lingual TTS synthesis (when the context audio has a different language than the input text). This is because token embeddings for each language are independent from the others and not shared (as in the case of the shared character tokenizer).

## E. Model Architecture and Training Hyperparameters

For our primary experiments (Table 1, Table 2 and Table 4), in each architecture, the decoder is built with 12 transformer layers using a hidden dimension of 768 and a feed-forward network (FFN) dimension of 3072. Rather than a standard FFN sublayer, this decoder employs a causal convolution layer with a kernel size of 3. The transcript encoder, on the other hand, is composed of 6 transformer layers that do not use causal masking but otherwise match the decoder’s specifications. For multi encoder, a 3 layer context encoder is added, which uses the same non-causal design as the transcript encoder. In the multi encoder architecture, the transcript encoding is fed to cross attention layers of decoder layer ([0, 2, 4, 6, 8, 10]) and context audio tokens are fed to decoder layers ([1, 3, 5, 7, 9, 11]). For all other models, transcript encoding goes to all

<sup>5</sup><https://huggingface.co/google-bert/bert-base-multilingual-uncased>

decoder layers. Our models are trained on 16 NVIDIA A100 GPUs using a global batch size of 256, optimized using Adam optimizer with an initial learning rate of  $1e-4$ . The learning rate is annealed every 1000 training steps using an exponential decay factor of 0.998. Training for different architectures on English converges in around  $200k$  steps with this configuration and takes around 40 hours.

For our larger multilingual model, we increase the hidden dimension to 1536 and FFN dimension to 6144 for both the encoder and decoder. The number of layers of the decoder are increased from 12 to 16, while keeping the same number of layers in the encoder. With this larger transformer, we set kernel size=1 for the decoder, and kernel size=3 for encoder. Training for this larger model converges in around  $150k$  steps using a global batch size of 256 across distributed across 32 NVIDIA A100 GPUs.

## F. Evaluation on hard sentences with repeated words

Autoregressive TTS models often struggle with challenging sentences containing repeated words. Issues such as infinite silences, looping of words become more prominent when presented with such challenging inputs. While cross-attention biasing (Badlani et al., 2022; Neekhara et al., 2024a) partially addresses this issue, we find CFG and preference alignment can further improve robustness of the base model by mitigating hallucinations. Table 6 presents evaluation of base model and preference aligned + CFG models on a set of 91 hard sentences linked in our webpage. We conduct these evaluations by pairing the challenging texts with 2 seen speakers in our training dataset. As indicated by the results, while CFG and preference alignment improve CER and WER, there is scope for further improvement using inference-time monotonic alignment strategies.

Table 6. Intelligibility and Speaker similarity evaluation on challenging sentences with repeated words on base models and the preference aligned models with CFG.

Model	CER(%) ↓	WER(%) ↓	SSIM ↑
Multi Encoder (Baseline)	$5.62 \pm 0.52$	$10.60 \pm 0.90$	$0.788 \pm 0.002$
Multi Encoder (w Pref Align and CFG)	<b><math>5.03 \pm 0.16</math></b>	<b><math>9.19 \pm 0.46</math></b>	<b><math>0.807 \pm 0.001</math></b>
Decoder Context (Baseline)	$5.70 \pm 0.56$	$10.38 \pm 0.35$	$0.790 \pm 0.003$
Decoder Context (w Pref Align and CFG)	<b><math>4.69 \pm 0.14</math></b>	<b><math>9.04 \pm 0.24</math></b>	<b><math>0.798 \pm 0.002</math></b>
SV Conditioned (Baseline)	$5.59 \pm 0.84$	$10.33 \pm 0.94$	$0.785 \pm 0.001$
SV Conditioned (w Pref Align and CFG)	<b><math>4.67 \pm 0.37</math></b>	<b><math>8.50 \pm 0.66</math></b>	<b><math>0.798 \pm 0.002</math></b>