

Mobile Network-specialized Large Language Models for 6G: Architectures, Innovations, Challenges, and Future Trends

Abdelaali Chaoub, *Senior Member, IEEE*, Muslim Elkotob, *Member, IEEE*

ABSTRACT

Conventional 5G network management mechanisms, that operate in isolated silos across different network segments, will experience significant limitations in handling the unprecedented hyper-complexity and massive scale of the sixth generation (6G). Holistic intelligence and end-to-end automation are, thus, positioned as key enablers of forthcoming 6G networks. The Large Language Model (LLM) technology, a major breakthrough in the Generative Artificial Intelligence (AI) field, enjoys robust human-like language processing, advanced contextual reasoning and multi-modal capabilities. These features foster a holistic understanding of network behavior and an autonomous decision-making. This paper investigates four possible architectural designs for integrated LLM and 6G networks, detailing the inherent technical intricacies, the merits and the limitations of each design. As an internal functional building block of future 6G networks, the LLM will natively benefit from their improved design-driven security policies from the early design and specification stages. An illustrative scenario of slicing conflicts is used to prove the effectiveness of our architectural framework in autonomously dealing with complicated network anomalies. We finally conclude the paper with an overview of the key challenges and the relevant research trends for enabling Mobile Network-specialized LLMs. This study is intended to provide Mobile Network Operators (MNOs) with a comprehensive guidance in their paths towards embracing the LLM technology.

I. INTRODUCTION

The upcoming 6G networks are widely anticipated to achieve unprecedented levels of autonomous operation and self-X functionalities [1]. These expectations are primarily driven by the recent trend toward seamless integration of Artificial Intelligence (AI) capabilities in the telecommunication landscape. In the meantime, AI development has witnessed a remarkable progress, over the last decade, largely due to the cutting-edge transformer schemes [2] and the explosion of Large Language Models (LLMs). Both technologies substantially revolutionized natural language understanding- and generation-related tasks, and demonstrated a great potential to drive innovation in various industries.

The alliance between 6G networks and LLMs heavily relies on LLM access to rich and specialized knowledge stemming from the accumulated experience of various telecom stakeholders, in particular, Mobile Network Operators (MNOs).

Abdelaali Chaoub is with the Institut National des Postes et Télécommunications (INPT), Morocco (email: chaoub.abdelaali@gmail.com). Muslim Elkotob is with Vodafone, Germany (email: muslim.elkotob@vodafone.com).

Nowadays, there is a growing interest in adapting various state-of-the-art (SOTA) LLMs to the telecommunication ecosystem [3]. Examples of LLM-empowered MNO's scenarios include network analysis (e.g. using Large Language Model Meta AI (LLaMA) [4]), network configuration (e.g. proof-of-concept utilizing Generative Pre-trained Transformer (GPT) 4 in [5]), fault diagnosis (e.g. based on Bidirectional Encoder Representations from Transformers (BERT) [6]), standards documentation understanding (e.g. comparative assessment among fine-tuned LLaMA3, Solar and Mistral against GPT-4 in [7]), and self-organizing networks (SONs) [8]. A comprehensive survey is provided in [9] for broader details. Nevertheless, it can be clearly seen that the literature on this topic is predominantly focusing on the potential use cases and the resulting gains from integrating the LLMs in the realm of 6G networks, leaving the details of how this integration can be implemented in real-world settings largely unexamined. To the best of our knowledge, this paper is the first attempt to provide an in-depth analysis of the architectural design possibilities for an integrated LLM and 6G technology. We advocate for incorporating the LLM as an intrinsic building block of the MNO infrastructure synergistically operating with the remaining components, rather than operating solely as a supplementary add-on or on-demand service. This deep integration will particularly benefit from the security-by-design (SbD) approach adopted by 6G [10], wherein security is embedded at every stage of the network's design, deployment, and operation.

Based on the above introduction, the contributions of this article are two-fold:

- We build upon the work in [4], wherein the focus is on augmenting the Network Data Analytics Function (NWDAF) with LLM capabilities. NWDAF is a 3rd Generation Partnership Project (3GPP) network function that collects data from various Core network functions (NFs), performs network statistical and predictive analytics to be shared with authorized data consumers. We extend the analysis by investigating alternative architectures for incorporating the LLM component as a part of 6G NFs while describing the merits and the shortcomings of each possible solution. This offers a comparative assessment that assists mobile carriers in understanding the trade-offs and applicability of different architectures. We additionally outline the architectural innovations required to implement these designs.
- We provide a concrete example of a complicated anomalous situation to illustrate the inter-exchanges that the LLM triggers with the rest of the network to au-

tonomously remedy this situation.

The remainder of this article is organized as follows. In the next section, we describe how the MNO ecosystem can benefit from LLMs through features like fine-tuning and prompt engineering. Afterwards, we introduce the possible architectures for building LLM-enabled 6G networks, emphasizing the pros and cons of each option. Later, we detail different LLM call flows allowing an autonomous resolution of a concrete faulty scenario in 6G networks. The associated challenges and directions of research are identified in the following section. Lastly, we conclude the article.

II. MOBILE NETWORKS POWERED BY LLMs

The historical data of the MNO, archived over years of expertise, constitutes a solid foundation for training the LLM using structured and unstructured multi-modal inputs (as illustrated in Fig. 1a) such as user intents, network logs, alarm descriptions, trouble tickets, packet capture (PCAP) files (e.g. from Wireshark or tcpdump), dashboard screenshots, audio recordings (e.g. from interactive voice response (IVR) systems), video feeds (e.g. from infrastructure surveillance), and NWDAF analytics. To this end, a separate collection framework aggregates data from various sources into a centralized repository, and extracts most informative features such as warnings, error codes, timestamps, and user/gNB/session/bearer/Quality of Service (QoS) flow/slice IDs. The extracted features are then converted into unified embeddings that are combined into a common vector space with suitable metadata (e.g. to differentiate data formats). The resulting vector store is used to fine-tune the LLM to deeply internalize MNO-specific knowledge [11]. This allows the LLM to learn patterns, sequences, and deviations that correlate with normal or faulty network operations. This is made possible using a timestamp-based cross-referencing to link different entries from several data sources, allowing detailed description and context for each flagged event as well as the resolution workflow for the spotted anomalies.

In live mobile networks, fresh multi-modal data is continuously fed into the LLM, either uploaded in batches or streamed in real-time. The LLM analyzes this data and identifies potential anomalous behaviors in light of its accumulated learning. In case of new anomalies not covered during the fine-tuning stage, the LLM can rely on clustering techniques to group similar patterns and flag outliers as suspected behaviors. The LLM is also capable of using Retrieval-Augmented Generation (RAG)-enabled external knowledge databases such as 3GPP documents [7], Institute of Electrical and Electronics Engineers (IEEE) standards, Internet Engineering Task Force (IETF) RFCs and vendors documentation [12] to compare the actual network behavior with the expected one to identify misconfigurations and spot unusual trends in protocols and communication flows. Well-crafted prompts, on the other hand, can guide the LLM responses to provide focused solutions. Paradigms such as the Chain-of-Thought (CoT) reasoning can be used to break down the LLM insights into a series of simplified and actionable sub-tasks. It can be extended by the Tree of Thoughts (ToT) technique to explore different

reasoning paths and identify the most optimal solution. The LLM can naturally produce stepwise reasoning if datasets used for fine-tuning contain CoT and ToT examples, or through creative prompting [9]. In parallel, Network Operations Center (NOC) engineers can intervene to confirm, guide or reject the LLM findings, if needed, e.g. using its intuitive conversational interface. Through continuous self-learning, the LLM will dynamically adapt to evolving network conditions, optimizing its performance over time [13].

By incorporating LLMs (e.g. as NFs) into upcoming 6G networks, expected to be designed with SbD principles [10], LLMs will naturally inherit the same built-in security safeguards rather than adding them as an afterthought. This design-driven approach focuses on proactive threat management, end-to-end encryption, authentication, network slicing isolation, AI-driven threat detection with automated reactions, and stateless designs, fostering a resilient LLM.

III. DEPLOYMENT STRATEGIES OF LLMs IN MOBILE NETWORKS

Below, we describe the key forms an LLM-empowered 6G network can take with a thorough review of the advantages and drawbacks of each approach:

A. LLM as a standalone NF (see Fig. 1b)

The LLM-based Network Function (LNF) will be deployed as an independent NF at the control plane of the 6G Core (6GC) as a part of the service-based architecture (SBA). It will interact with other NFs via the service-based interfaces (SBIs) using stateless REpresentational State Transfer (RESTful) APIs that are based on HTTP/2 and JSON payloads. These interactions typically follow the synchronous request/response or the asynchronous subscribe/notify models, depending on the use case. For instance, an NF can request a diagnostic from the LNF about an incident, confirms the initiation of a resolution workflow or subscribes to be notified about anomalies in network behavior. In turn, the LNF can request the execution of a step-by-step healing plan upon detection of an anomaly, or subscribes to specific network analytics, as shown in Fig. 2. The LNF needs to first register its services with the NF Repository Function (NRF) to be discoverable by the remaining NFs.

A breakdown of the LNF is provided in Fig. 2. First, the MNO's multi-modal and time-evolving data should be fed to the processing pipeline of the LLM. Afterwards, relevant information should be identified, extracted and structured according to a consistent format. We use a periodic sliding window mechanism that controls how much data, W , can be sent to the LLM prompt per fixed-time period, T . At the end of each period, the window moves forward and the next data is transmitted to the LLM in the subsequent time period. The preprocessed data is then incrementally submitted to the LLM at regular time intervals. Meanwhile, the LLM leverages its natural language capabilities to generate a compact summary of past key information (e.g. metrics, events, and network changes) from the preceding time windows, to be used as a context for the present sliding window W_t . The context

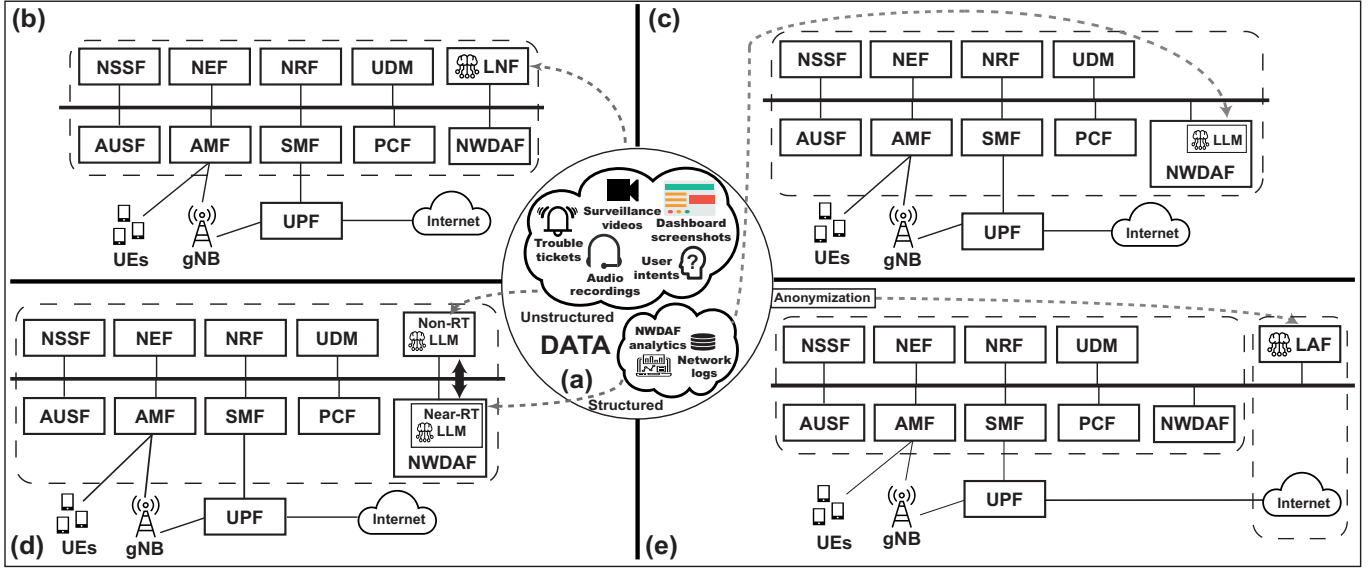


Fig. 1. Possible architectural designs for integrated LLM and MNO ecosystem.

should be concise yet detailed enough to capture significant patterns in the past. For example, the preprocessed data can be summarized every 1-hour interval and then the most recent N summaries can be provided to the LLM as a context, or in case of long-term anomalies, fine-grained summaries can be provided for recent data and coarser summaries can be generated for older data. This calls for a long-term memory to retain information over extended intervals. The size W and periodicity T of sliding window should be adaptively chosen to balance enough context for accurate predictions and maintaining the overall input (recent data+context) within token limits. Next, prompt engineering techniques are used to craft a natural language query that includes the most recent sliding window data, W_t , along with summaries of the past N iterations $\{W_{t-N}, \dots, W_{t-1}\}$ as a context, to be submitted to the LLM. Upon detecting an anomaly, the LLM will provide its insights including the diagnosis (i.e. root cause) and the suggested solution. Using CoT prompting, the LLM decomposes the solution into a series of M sequential and manageable instructions $\{I_1, \dots, I_M\}$. Further, ToT prompting can enhance the clarity and readability of the generated instructions. Thereafter, each instruction, or set of instructions, is mapped into a single 3GPP RESTful API calling structure using an NL-to-REST Mapper. The latter consults the appropriate 3GPP technical specification (TS), that describes the endpoints, operations, request/response formats, parameters, error handling, authentication, and other details, to generate the correct API calls, $\{C_1, \dots, C_L\}$. Later, an Executor sub-module invokes each resulting API call using an URL pointing towards the relevant NF to run the instructions at hand. The resulting execution outputs $\{R_1, \dots, R_O\}$, in particular the JSON payload, will be parsed according to the 3GPP API documentation to extract useful information using a Parser sub-module. Then, the relevant information will be presented in an actionable format, $\{A_1, \dots, A_P\}$, to acknowledge that the step-by-step resolution plan advised by

the LLM was successfully triggered within the network. The REST-to-NL Mapper is used to translate 3GPP RESTful API replies into natural language answers. RestGPT [14] represents a good attempt to develop a framework connecting LLMs with RESTful APIs. The LLM updates its fine-tuning knowledge through a continuous improvement cycle using different query-feedback pairs.

This modular design ensures that LLM operations enjoy dedicated compute and storage resources and the LNF can scale independently from the remaining NFs as workload grows. Moreover, any updates, maintenance or replacements to the LLM or the NFs can be performed independently without or with minimal disruption. The LNF can also interface with multiple network entities, providing multi-functional support across other NFs (e.g. Session Management Function (SMF)) and external business systems (e.g. Metaverse, automotive, and quantum computing). The integration within the SBA ensures stateless communications (i.e. REST architecture), slicing-based fault isolation, full encryption (e.g. using TLS) and restricted access to legitimate services (e.g. using OAuth), reducing attack surfaces [10].

Nevertheless, additional middleware is needed for the LLM, as depicted in Fig 2, to interact with the remaining network components leading to potential delays and complexities in communication. This impediment is further exacerbated by the need to setup real-time feedback loops, at the intelligence level, between the LNF and the remaining NFs especially the NWDAF to synchronize AI-related insights and avoid conflicts and duplication.

B. LLM as an embedded intelligence layer (see Fig. 1c)

6G NFs can be augmented with LLM capabilities, endowing them with the ability to perform innovative functions such as advanced predictive analytics and user/operator-friendly interactions. The LLM can be centrally hosted within a single

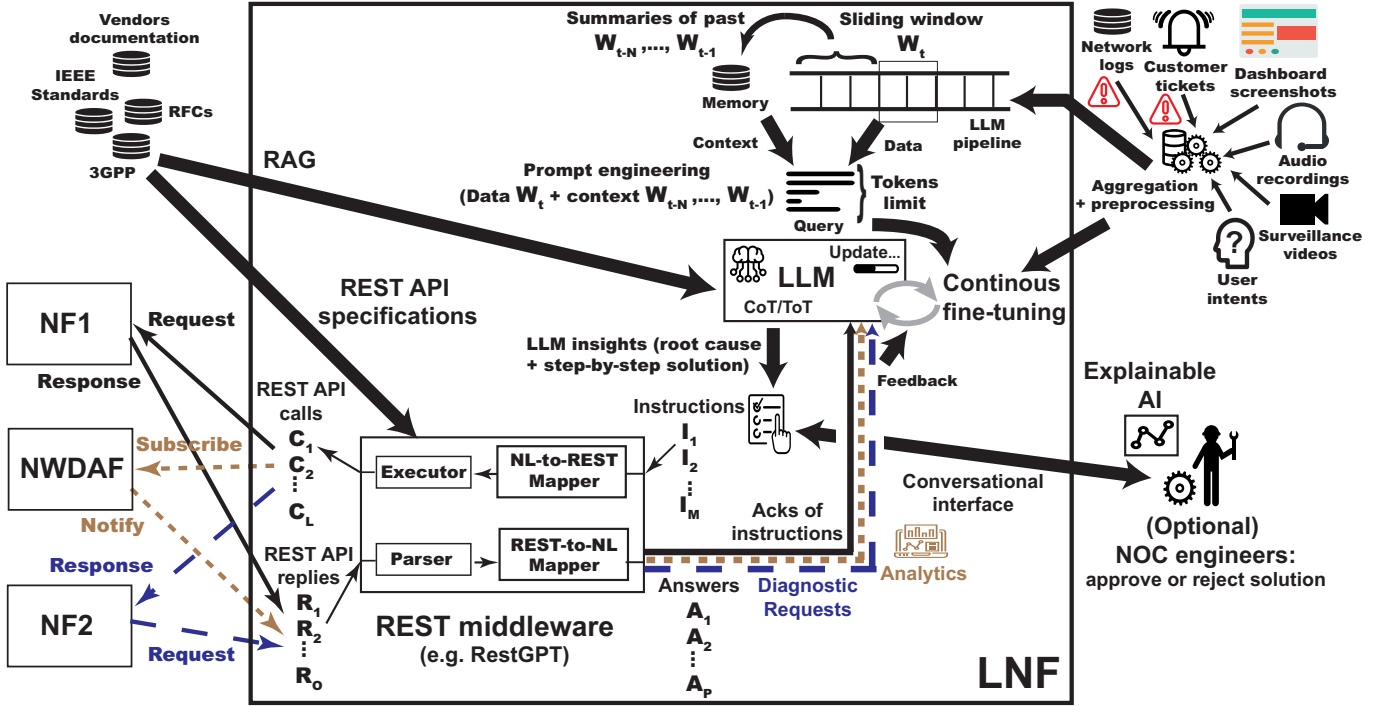


Fig. 2. A breakdown of the LNF.

NF (e.g. LLM-augmented NWDAF in [4]) or distributed across multiple NFs.

A major advantage of LLM-powered NFs is improved interaction between the NOC engineers and the 6G ecosystem, using conversational queries instead of complex command-line interfaces (CLIs). Moreover, embedding the LLM into an NF eliminates the need for intermediary communication interfaces, simplifying the overall system flows. The LLM will also gain direct and real-time access to the established pipeline of the NF to avoid redundant computations and conflicting outputs. For example, the analytics function will be seamlessly coordinated within the LLM-augmented NWDAF [4].

On the downside, this fully integrated approach may require significant architectural changes at the NF level, e.g. to embed large-scale neural networks. Further, the LLM scalability will be constrained by the hosting NF's design, as they will compete for resources. While conventional NFs (e.g. Access and Mobility Management Function (AMF), User Plane Function (UPF)) scale primarily to handle higher traffic volumes and user connections, an LLM may scale for different AI-specific considerations such as LLM upgrades to update model architecture. On the other hand, the LLM functionalities become tightly coupled with the hosting NF, limiting the LLM's applicability outside the NF's primary goal (e.g. the LLM-augmented NWDAF design [4] will restrict the LLM capacity to provide novel services beyond the analytics function of the NWDAF). Further, a failure in the integrated design can affect both the LLM and the NF.

C. Hybrid Approach: partially integrated LLM closely coupled with an existing NF (see Fig. 1d)

The hybrid approach involves integrating a lightweight LLM sub-component within an existing NF (e.g. NWDAF) and deploying a more sophisticated LLM sub-component outside the NF. This approach strategically integrates the basic short-term features of LLM such as structured data-based analytics into the hosting NF, within a near-real-time (Near-RT) LLM module, whereas the breakthrough long-term functions such as context-aware decision-making that rely on unstructured data are deployed externally as an independent microservice or containerized application in a none-real-time (Non-RT) LLM NF. Both modules closely communicate with each other using the established SBI, thus building a loosely coupled design [1] that reduces the dependencies and constraints that one component places on another while maintaining necessary interactivity. The internal LLM investigates the reported issues and categorizes them into Near-RT and Non-RT. The hosting NF handles Near-RT incidents immediately impacting network operations. It potentially requests additional analysis from the external LLM module regarding long-term tasks, the latter then complements by providing deeper Non-RT insights or endorses Near-RT findings, sending them back to the hosting NF or to the rest of the network for dissemination. The hybrid architecture potentially needs to incorporate an additional faster API (e.g. gRPC) to internally synchronize the analysis and the derived insights between Near-RT and Non-RT parts of LLM to avoid slowing down the SBI.

The hybrid design ensures that any updates or replacements to the Non-RT LLM or the hosting NF can be performed with minimal disruption. The hosting NF remains operational even if the external LLM becomes unavailable, ensuring continuity

of advanced statistical and predictive analytics. Furthermore, the strategic and the lightweight parts of the LLM can scale independently. Yet another benefit is retaining the Non-RT LLM ability to independently connect to other NFs or external stakeholders.

This architecture faces some technical hurdles related to its increased complexity and costs, and the need to carefully coordinate the Near-RT and the Non-RT components of the LLM through the internal fast interface. The operational scope of each component should be clearly defined.

D. LLM as a standalone external application function (AF) (see Fig. 1e)

In this scheme, the LLM is deployed as an AF, referred to as LLM-based Application Function (LAF), and resides outside the MNO's infrastructure. The LAF communicates with the MNO entities via RESTful APIs, leveraging 3GPP standard interfaces defined for AFs. As an external entity, the LAF can be integrated with the SBA via the Network Exposure Function (NEF), acting as a secure gateway for exposing network capabilities to external functions. As an alternative, the LAF can be deployed inside a trusted data network (DN), a secure extension of the network, to directly communicate with relevant 6GC functions.

A primary strength of this scheme lies in the capacity of upgrading, scaling, or integrating the LAF with external platforms independently of the 6GC architecture. External computing infrastructures, in particular, can be used to offload resource-intensive LLM tasks to alleviate the burden on network resources. At the same time, the LAF can leverage data from external domains (e.g., third-party services, public datasets) to enhance its insights. Another compelling advantage is allowing MNOs to collaborate with AI independent software vendors (AISVs), leveraging best-in-class players and their expertise in LLM solutions.

An externalized LLM may, however, lead to an increased latency in real-time communications delaying the resolution of critical network outages. Beyond this, the LAF as an external entity may lack complete real-time contextual awareness about network conditions, degrading the accuracy of its outcomes. In addition, exposing sensitive network and user data to the external LAF requires robust encryption, strict access control, anonymization, and full compliance with regulations in terms of data protection, privacy and sovereignty. The NEF, in particular, need to be secure enough to handle different exchanges between the local NFs and the external LAF to avoid any security breaches. One further impediment arises from the strong dependency on AISVs regarding service reliability and availability. Lastly, the ability to customize LLM services to specific needs of the MNO may be limited.

A comprehensive summary of the strengths and weaknesses of each approach is provided in Table I.

IV. A PRACTICAL EXAMPLE SHOWCASING THE AUTONOMOUS LLM OPERATIONS IN FUTURE 6G NETWORKS

In this section, we delve into a scenario that involves a resource contention between three slices within a 6G network. A

first slice, I , devoted to Immersive Communications (ICs) such as holographic live streaming. A second slice, H , assigned to Hyper Reliable and Low Latency Communications (HRLLCs) including industrial Internet of Things (IoT) applications. A last slice, M , dedicated to Massive Communications (MCs) such as IoT sensors. The predefined bandwidth allocation among the three slices is 50%, 30%, and 20%, respectively. The latency upper bound for slice H is 1 ms. We consider typical QoS policy rules prioritizing IC traffics over non-critical IoT but ensuring that the stringent reliability requirements of HRLLC are never violated. Due to an unforeseen large-scale event (e.g. a concert), slice I experiences a surge in traffic, up to 80% utilization, consuming excessive compute and bandwidth resources in the UPF. This led to an increased latency up to 2 ms in slice H , and left insufficient capacity to efficiently meet its bandwidth needs.

In conventional 5G networks, the NWDAF continuously monitors the performance of each slice, and spots the slice I 's resource overuse as well as the latency spikes for slice H . Thereby, the Policy Control Function (PCF) is notified to perform appropriate policy-based corrective actions. The PCF generates QoS updates to deprioritize slice I traffic, e.g. through reducing the allocated bandwidth from 50% to 30% and altering the inherent Allocation and Retention Priority (ARP), to free up resources for slice H . Policy updates are shared with the SMF to adjust the corresponding QoS parameters. The SMF mandates the AMF to enforce these parameters via modifying QoS rules in the affected protocol data unit (PDU) sessions and adjusting bearer priorities for slice I over the impacted gNBs and UEs. Finally, QoS updates are pushed to the UPF via Packet Forwarding Control Protocol (PFCP), e.g. to reallocate more bandwidth towards slice H and drop non-critical slice I flows. Nevertheless, human decision-making and manual intervention is mandatory to extend the predefined PCF policy rules. The MNO, in consultation with the external service providers (i.e. the holographic communications platform and the industrial IoT service provider) or the corresponding Service Level Agreements (SLAs), decided that the least disruptive strategy to restore slice H 's SLA compliance is to reduce slice I 's allocated bandwidth from 50% to 30%. This, unfortunately, extends the disruption time.

The LNF-based architecture can autonomously and efficiently handle such slicing conflicts. As disparate data get processed by the LNF, it tracks the traffic shape of each slice and will capture an unusual pattern indicative of a potential traffic spike in slice I . The fine-tuned and RAG-powered LNF conducts in-depth network-level analysis, identifies the root-cause (i.e. unexpected major event), alerts NOC engineers and triggers proactive slicing adjustments to anticipate the anomaly occurrence. When the LNF fails to proactively identify the unusual traffic pattern, it can still react to the traffic spike and the latency increase as they occur in real time. Based on its reasoning and optimization capabilities, the LNF can find the optimal and precise QoS policy that resolves this conflict, e.g. multi-objective optimization among the conflicting slices identifies the Pareto-optimal solutions and selects the most optimal bandwidth allocation for slice I , subject to MNO's approval. The LNF's explainable AI will reinforce

TABLE I
POTENTIAL STRATEGIES TO INTEGRATING LLMs WITHIN 6G NETWORKS: STRENGTHS AND WEAKNESSES.

Architecture	Strengths	Weaknesses
Standalone LLM (Subsec. III-A)	<p>Independent and extended operational range of the LLM with a wider spectrum of usecases</p> <p>Interoperability with multiple entities and systems both internally and externally</p> <p>Dedicated resources</p> <p>Upgrades and maintenance operations can be carried out without any cross-effect between the LLM and the NFs</p> <p>Scalability and adaptability to dynamic workloads</p> <p>SbD inherited from early 6G efforts</p>	<p>Increased latency as data need to be routed through multiple internal entities/interfaces to reach the LLM</p> <p>The need for additional middleware to interface with the other network entities</p> <p>Duplication of functionalities due to silos of intelligence deployed across the NFs</p>
Fully integrated LLM (Subsec. III-B)	<p>Streamlined holistic design avoiding the need for intermediary communication middleware</p> <p>Shared access to the already established NF pipeline and interfaces with outside</p> <p>Real-time insights as a result of seamless coordination with the NF</p> <p>Improved interaction between network operators and the NF using conversational interfaces</p> <p>Enhanced contextual awareness at the NF level</p> <p>SbD inherited from early 6G efforts</p>	<p>Complex integration due to the required architectural developments at both cohabiting frameworks</p> <p>Competition for the finite resources pool leading to resource contention</p> <p>Limited scalability due to shared resources and conflicting scaling factors</p> <p>Strong coupling and dependence on the NF limiting the operational scope of the LLM</p> <p>Risk of monolithic failure</p> <p>Interactions restricted to network entities or external business systems already interfacing with the NF</p>
Partially integrated LLM (Subsec. III-C)	<p>Balances modularity and integration</p> <p>Decoupled scalability allowing for external scaling of the advanced LLM capabilities</p> <p>Upgrades and maintenance operations can be carried out with minimal cross-effect between the LLM and the NF</p> <p>Loose coupling due to separate and decoupled functionalities between the external LLM and the NF</p> <p>Near real-time responsiveness since data flows through less entities and as a result of the fast internal interface</p> <p>Dedicated resources</p> <p>SbD inherited from early 6G efforts</p>	<p>Complex intra-NF signaling</p> <p>Development and maintenance overhead of both internal and external LLM parts</p> <p>Synchronization overhead between the external part of the LLM and the NF</p> <p>Complex architecture and costly implementation</p>
External LLM (Subsec. III-D)	<p>Can be scaled independently of the MNO's architecture</p> <p>Upgrades and maintenance operations can be carried out without any cross-effect between the LLM and the network</p> <p>Possibility to leverage data from external domains for enhanced insights</p> <p>Close collaboration between MNOs and AISVs for the latest best-in-class LLM innovations</p> <p>Harnessing external powerful computing platforms to handle intensive LLM processing</p>	<p>The need to comply with data sovereignty laws and strengthen security measures to avoid sensitive data leaks</p> <p>Increased latency as data need to pass through multiple internal and external entities/interfaces to reach the LLM</p> <p>Lack of contextually relevant information about the internal status of the system</p> <p>Less flexibility in terms of providing customized LLM services meeting the MNO's specific needs</p> <p>Dependency on third parties with regards to service reliability, availability and performance</p>

the MNO confidence in the LLM reasoning, ensuring a fast decision. Then, the required QoS policy modifications will be communicated towards the PCF for immediate consideration, and will be enforced over the involved NFs following the same workflow as the conventional case. Meanwhile, the LNF requests the NWDAF to monitor throughput- and latency-related metrics in the affected slices. The NWDAF reports that both metrics are within their acceptable intervals and thus acknowledging the effectiveness of the enforced actions. The entire resolution workflow is illustrated in Fig. 3. The LNF can also generate a report documenting the diagnosis, actions

taken, and insights gained for MNO records.

V. CHALLENGES, TRENDS, AND RESEARCH DIRECTIONS

This section highlights the fundamental challenges that may hinder the integration of LLMs in 6G networks (see Fig. 4), and proposes novel approaches along with promising research areas:

Data Volumes and Quality. LLMs should process large volumes of heterogeneous data. MNOs can harness knowledge distillation techniques [15] to generate smaller focused

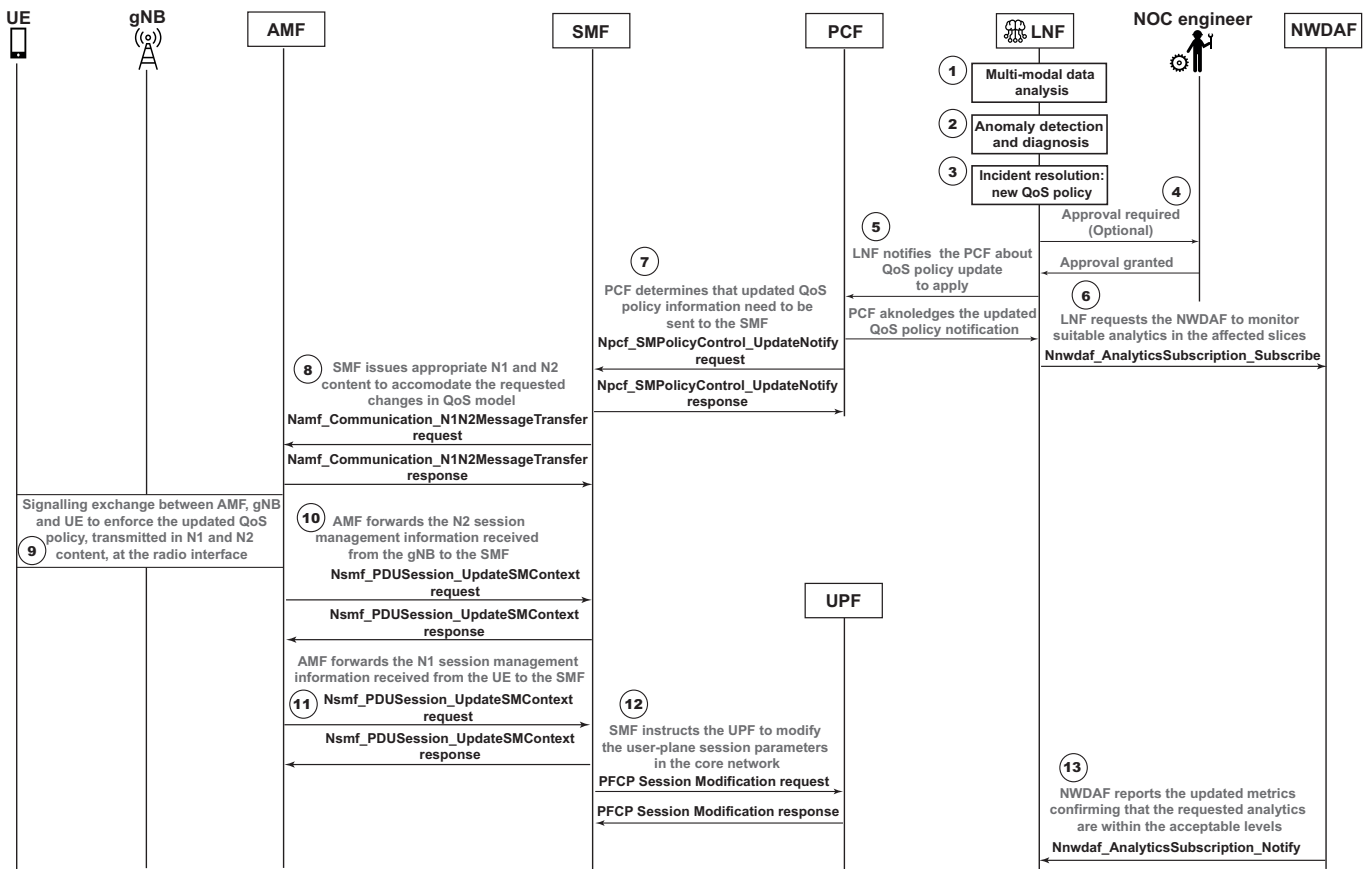


Fig. 3. Workflow of LNF autonomous operation for anomaly detection, diagnosis and resolution.

datasets using domain-specific expert models, inherited from their conventional Operations, Administration, and Maintenance (OAM), to teach a general-purpose SOTA LLM. Particularly, this will extend the LLM's vocabulary with domain-relevant terminology, e.g. to understand specialized jargon used in trouble tickets. Efficient MNO's retention policies are also helpful to store, manage, and eventually delete internal data (e.g. network logs) within an optimal duration, weighting training needs and storage costs.

On the other hand, the performance of the LLMs for MNO-specific tasks is heavily dependent on the quality and breadth of the data. This calls for federated data governance policies that clean, compress and structure data locally at the data sources level before uploading to a central repository, provided that governance tools are perfectly aligned in multi-vendor environments to avoid conflicts.

Computational Complexity. The LLM requires strong computational power and storage to analyze data effectively and deliver insights promptly. Multi-Graphics Processing Unit (GPU) training leveraging parallel processing capabilities across multiple GPUs can be used to distribute the training workload. Several approaches such as data parallelism, model parallelism, pipeline parallelism and hybrid parallelism can be envisioned to assign to each GPU, a portion of the data, a slice of the model, a specific layer of the model, or a mix of the former blocks, respectively, to be processed in parallel. This introduces, however, an increased communication overhead

and requires a seamless synchronization between the parallel GPUs.

The LLM may also be instantiated as distributed NFs across edge, metro, and cloud segments. At the edge, LLM instances can handle low-latency operations and localized decision-making such as tackling disruptions related to radio link. Metro LLM instances can analyze region-wide trends, e.g. to deal with mobility-related anomalies across several cells. At the cloud, the focus is on centralized decision-making [13] such as global outages. It is challenging to maintain a real-time orchestration and scale dynamically across these segments to meet fluctuating demands especially in heterogeneous hardware and software environments.

Additionally, computationally-intensive LLM operations lead to significant carbon footprint calling for green energy initiatives, carbon offsetting and hosting datacenters in cooler climates.

Security and Privacy Concerns. LLM suffers from adversarial attacks and data leakage vulnerabilities. The first attack relies on intentionally crafting the input data to corrupt the LLM decisions. The training dataset should incorporate examples of such attacks to boost its resilience. The second vulnerability is designed to infer sensitive information from LLM outputs. It can be mitigated by differential privacy that injects artificial randomness to data or computation process to protect data confidentiality. The amount of the injected noise should be carefully controlled to maintain the accuracy of the

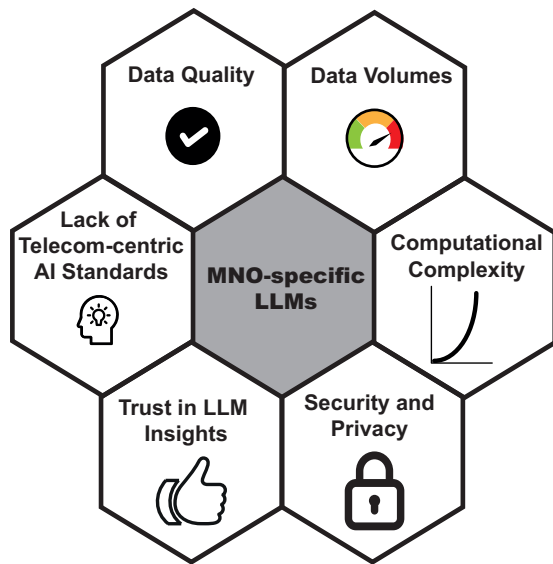


Fig. 4. Key challenges for LLM-powered 6G.

LLM results.

Moreover, MNOs tend to build their private LLMs using open-source solutions (e.g. LLaMA, DeepSeek) instead of commercial ones to avoid exposing sensitive data to third-party services [4].

MNO acceptance of LLM-generated insights. Fully autonomous LLMs within 6G networks could potentially be perceived as “black boxes”. Explainable AI principles enable LLMs to document their decision-making processes, making their actions understandable and auditable [3]. Self-governance mechanisms allow these systems to self-regulate and mitigate errors, fostering confidence in their autonomy. The complexity of the LLM models and the high-dimensionality of the data make it challenging to trace the decision-making process without reliance on approximations and simplifications.

Lack of telecom-centric AI standards. Due to the lack of AI standardization efforts in the telecommunication field, each MNO can take a distinct approach to embrace the LLM technology. This may lead to adopting suboptimal LLMs or disparate AI practices, leading to incompatibilities. Initiatives such as ITU-T Y.3000 series and GSMA Responsible AI Maturity Roadmap can orient telecommunication stakeholders in adopting AI and LLMs both strategically and ethically.

VI. CONCLUSIONS

This paper investigates the architectural designs for making the LLM a key functional element of 6G networks. The deployment form of the LLM depends on the MNO’s goals. The standalone design enjoys flexibility, sophisticated capabilities, and multi-system interoperability, whereas the fully integrated architecture promotes real-time performance, streamlined architecture, and coherence. The hybrid approach offers the best of both worlds, but remains technically complicated and costly to implement. An external LLM poses serious security challenges, as opposed to the aforementioned architectures

secured through SdD principles. In their path towards integrating LLMs in their ecosystem, MNOs can begin with the standalone design and smoothly transition to the hybrid model over time through gradually upgrading an existing NF such as NWDAF to host the Near-RT LLM. This integration represents a transformative approach toward holistic intelligence and full automation promises of 6G. A proof-of-concept based on the architectural framework proposed in this study is ongoing and will be a part of a follow-up work to this paper.

ACKNOWLEDGEMENT

REFERENCES

- [1] A. Chaoub, A. Mämmelä, P. Martinez-Julia, R. Chaparadza, M. Elkotob, L. Ong, D. Krishnaswamy, A. Anttonen, and A. Dutta, “Hybrid Self-Organizing Networks: Evolution, Standardization Trends, and a 6G Architecture Vision,” *IEEE Communications Standards Magazine*, vol. 7, no. 1, pp. 14–22, 2023.
- [2] A. Vaswani, N. Shazeer, N. Parmar, J. Uszkoreit, L. Jones, A. N. Gomez, L. Kaiser, and I. Polosukhin, “Attention is all you need,” in *Proceedings of the 31st International Conference on Neural Information Processing Systems*, 2017, p. 6000–6010.
- [3] A. Maatouk, N. Piovesan, F. Ayed, A. De Domenico, and M. Debbah, “Large Language Models for Telecom: Forthcoming Impact on the Industry,” *IEEE Communications Magazine*, vol. 63, no. 1, pp. 62–68, 2025.
- [4] K. B. Kan, H. Mun, G. Cao, and Y. Lee, “Mobile-LLaMA: Instruction Fine-Tuning Open-Source LLM for Network Analysis in 5G Networks,” *IEEE Network*, vol. 38, no. 5, pp. 76–83, 2024.
- [5] C. Wang, M. Scazzariello, A. Farshin, S. Ferlin, D. Kostić, and M. Chiesa, “NetConfEval: Can LLMs Facilitate Network Configuration?” *Proc. ACM Netw.*, vol. 2, no. CoNEXT2, 2024.
- [6] Z. Chen, W. Zhang, Y. Huang, M. Chen, Y. Geng, H. Yu, Z. Bi, Y. Zhang, Z. Yao, W. Song, X. Wu, Y. Yang, M. Chen, Z. Lian, Y. Li, L. Cheng, and H. Chen, “Tele-Knowledge Pre-training for Fault Analysis,” in *2023 IEEE 39th International Conference on Data Engineering (ICDE)*, 2023, pp. 3453–3466.
- [7] A. I. A. Said, A. Mekrache, K. Boutiba, K. Ramantas, A. Ksentini, and M. Rahmani, “5G INSTRUCT Forge: An Advanced Data Engineering Pipeline for Making LLMs Learn 5G,” *IEEE Transactions on Cognitive Communications and Networking*, pp. 1–1, 2024.
- [8] L. Bariah, Q. Zhao, H. Zou, Y. Tian, F. Bader, and M. Debbah, “Large Generative AI Models for Telecom: The Next Big Thing?” *IEEE Communications Magazine*, vol. 62, no. 11, pp. 84–90, 2024.
- [9] H. Zhou, C. Hu, Y. Yuan, Y. Cui, Y. Jin, C. Chen, H. Wu, D. Yuan, L. Jiang, D. Wu, X. Liu, C. Zhang, X. Wang, and J. Liu, “Large Language Model (LLM) for Telecommunications: A Comprehensive Survey on Principles, Key Techniques, and Opportunities,” *IEEE Communications Surveys & Tutorials*, pp. 1–1, 2024.
- [10] L. Khaloopour, Y. Su, F. Raskob, T. Meuser, R. Bless, L. Janzen, K. Abedi, M. Andjelkovic, H. Chaari, P. Chakraborty, M. Kreutzer, M. Hollick, T. Strufe, N. Franchi, and V. Jamali, “Resilience-by-Design in 6G Networks: Literature Review and Novel Enabling Concepts,” *IEEE Access*, vol. 12, pp. 155 666–155 695, 2024.
- [11] L. Bariah, H. Zou, Q. Zhao, B. Mouhouche, F. Bader, and M. Debbah, “Understanding Telecom Language Through Large Language Models,” in *GLOBECOM 2023 - 2023 IEEE Global Communications Conference*, 2023, pp. 6542–6547.
- [12] S. Soman and R. HG, “Observations on LLMs for telecom domain: capabilities and limitations,” in *Proceedings of the Third International Conference on AI-ML Systems*, 2023, pp. 1–5.
- [13] R. Chaparadza, A. Chaoub, B. Chng, N. Davis, A. Dutta, M. Elkotob, D. Krishnaswamy, K. Mahdi, A. Mämmelä, P. Martinez-Julia, N. K. Narang, L. Ong, M. Patwary, M. Simsek, J. Voigt, C. Polk, K. McDonnell, J. Niemöller, D. Milham, and J. Cadman, “INGR Roadmap System Optimization Chapter,” in *2023 IEEE Future Networks World Forum (FNWF)*, 2023, pp. 1–89.
- [14] Y. Song, W. Xiong, D. Zhu, W. Wu, H. Qian, M. Song, H. Huang, C. Li, K. Wang, R. Yao, Y. Tian, and S. Li, “RestGPT: Connecting Large Language Models with Real-World RESTful APIs,” *arXiv preprint arXiv:2306.06624*, 2023.

- [15] K. Acharya, A. Velasquez, and H. H. Song, "A Survey on Symbolic Knowledge Distillation of Large Language Models," *IEEE Transactions on Artificial Intelligence*, vol. 5, no. 12, pp. 5928–5948, 2024.

BIOGRAPHY

Abdelaali Chaoub [SM] has been an Associate Professor in Telecommunications, appointed at the Institut National des Postes et Télécommunications (INPT) of Morocco since 2015. He holds an engineering degree in Telecommunication from INPT in 2007 with the highest honors, and a Ph.D. degree in Telecommunication from Mohammed V-Agdal University in 2013. His research interests are in the area of 6G wireless communications and networks, including architectural contributions to autonomous systems, remote and rural connectivity solutions, design and optimization of IoT-enabled smart environments, cognitive radio, and multimedia communications. He is a paper reviewer for several leading international journals and conferences. He has accumulated intersectoral skills through work experience both in academia and industry as a senior VoIP Consultant then as a Lead Standardization Specialist (2007 – 2015).

Muslim Elkotob [M] Dr.-Ing./PhD, is a Principal Solutions Architect at Vodafone with a lead role and end-to-end responsibility in the Enterprise Business Line. He works on driving innovation and standardizing architectures in SDN/NFV, Autonomics, Slicing and Security areas in 5G and IoT. An IPv6-Forum Fellow and delegate with lead roles in various SDOs including ETSI, TMForum, ITU-T and IEEE. Having a career background with vendors, service providers and R&D, he has spent the last seven years strengthening Vodafone's role in the enterprise Value Chain as a global player with a powerful infrastructure and autonomic IT services on top.