

Bounding User Contributions in the Worst-Case for User-Level Differentially Private Mean Estimation

V. Arvind Rameshwar and Anshoo Tandon

Abstract—In this article, we revisit the well-studied problem of mean estimation under user-level ϵ -differential privacy (DP). While user-level ϵ -DP mechanisms for mean estimation, which typically bound (or clip) user contributions to reduce sensitivity, are well-known, an analysis of their estimation errors usually assumes that the data samples are independent and identically distributed (i.i.d.), and sometimes also that all participating users contribute the same number of samples (data homogeneity). Our main result is a precise characterization of the *worst-case* estimation error under general clipping strategies, for heterogeneous data, and as a by-product, the clipping strategy that gives rise to the smallest worst-case error. Interestingly, we show via experimental studies that even for i.i.d. samples, our clipping strategy performs uniformly better than the well-known clipping strategy of Amin et al. (2019), which involves additional, private parameter estimation.

I. INTRODUCTION

In this article, we concern ourselves with the fundamental problem of releasing the sample mean of samples in a dataset, privately. A formal framework for the design and analysis of privacy-preserving algorithms is differential privacy (DP) – we refer the reader to the surveys [1], [2], for details. In particular, our interest is in “user-level” DP [3], [4], which differs from the standard “item-level” DP in that it guarantees the privacy of a “user”, who could contribute more than one sample to the dataset in question. Furthermore, the user-level setting allows for different users to contribute potentially different numbers of samples (data heterogeneity).

User-level privacy assumes significance in the context of real-world IoT datasets, such as traffic databases, which record multiple contributions from every user (see also [5]–[8]). Moreover, user-level DP algorithms are increasingly becoming popular subroutines for integration into federated learning (FL) frameworks – see, e.g., [9, Sec. 4] for more details. Specifically, user-level DP mechanisms for mean estimation [3], [8] are employed by the central server in a canonical FL algorithm such as FedAvg [10], while computing a weighted average of gradients passed by each client; these mechanisms help ensure the privacy of a single user (or client), who potentially contributes several samples to the training dataset.

There are two key requirements of such user-level DP mechanisms, in real-world applications. Firstly, the mechanisms must be designed to work with heterogeneous data, i.e., settings where different users contribute potentially different numbers of samples. Secondly, one would like reliable

reconstruction of the true sample mean, even when the data samples are non-i.i.d. (independent and identically distributed). The second requirement is of particular importance in FL applications, where each client would like to reliably reconstruct the aggregated model update, in every round, from the noisy, privatized aggregate released by the central server, while running the FL algorithm on highly correlated real-world datasets.

In this article, we confine our attention to (pure) ϵ -DP algorithms for mean estimation. A key idea in most user-level ϵ -DP mechanisms [3], [11]–[13] is the construction of a “clipped” estimator of the statistic to be released privately, which has lower sensitivity than the statistic itself. Such a “clipping” procedure (also called a strategy for “bounding” user contributions, following [13]) either drops certain samples contributed by selected users, or projects the samples to a “high-probability interval” that is a strict subset of the interval in which the sample values are known to lie. While it is usually easy to establish that the mechanisms designed using the clipped estimators are differentially private, an analysis of their “utility”, or the error in estimation of the true statistic, often relies on distributional assumptions about the dataset.

In recent work [14]–[16], the authors introduced the notion of the *worst-case error* incurred by a given mechanism, and showed that such an error metric is explicitly computable for selected clipped, ϵ -DP estimators for private mean and variance release. Importantly, the worst-case error metric is *independent* of the distribution of the samples in the dataset, and is computable even when the data is heterogeneous. The worst-case error metric is natural in settings with arbitrarily correlated data, e.g., time series data of quantities such as stock prices, vehicle speeds, or monthly user expenditure, where each user potentially ascribes his/her error tolerance to the worst dataset that the statistic is computed on.

In this work, we generalize the results in [14], [15] by considering clipping strategies that can project or drop data samples, potentially arbitrarily. Our analysis allows us to identify the clipping strategy that results in the smallest worst-case error – such a strategy simply projects each data sample contributed by a user to an interval determined by the *number* of samples he/she contributes. Our result can be seen as an extension of those in [13] to the setting of the worst-case error, while allowing for arbitrary bounding strategies. Interestingly, we also observe from experimental studies that our clipping strategy, which does not rely on additional, private parameter estimation unlike that in [13], also gives rise to much smaller errors on average as compared to the

strategy in [13], for selected distributions of numbers of user contributions, when the samples are drawn i.i.d. according to common distributions.

II. NOTATION AND PRELIMINARIES

A. Notation

The notation \mathbb{N} denotes the set of positive natural numbers. For a given integer $n \in \mathbb{N}$, the notation $[n]$ denotes the set $\{1, 2, \dots, n\}$. Further, given reals a, b with $a \leq b$, we define $\Pi_{[a,b]}(x) := \min\{\max\{x, a\}, b\}$, for $x \in \mathbb{R}$. We use the notation $\text{Lap}(b)$ to refer to the zero-mean Laplace distribution with standard deviation $\sqrt{2}b$, the notation $\text{Unif}((0, a])$ to denote the uniform distribution on the interval $(0, a]$, and the notation $\mathcal{N}(\mu, \nu)$ to denote the Gaussian distribution with mean μ and variance ν .

B. Problem Formulation

Let L be the number of users present in the dataset of interest (the collection of users, for example, could be the clients participating in a given round of an FL algorithm such as FedAvg [10]). For every user $\ell \in [L]$, let the number of records contributed by the user be m_ℓ . We set $m^\star := \max_{\ell \in [L]} m_\ell$ and $m_\star := \min_{\ell \in [L]} m_\ell$. We assume that L and the collection $\{m_\ell : \ell \in [L]\}$ are known to the client. Now, for a given user $\ell \in [L]$, let $\{x_j^{(\ell)} : j \in [m_\ell]\}$ denote the collection of samples contributed by the user. These samples could represent, for example, (clipped) gradients of loss functions evaluated at data points present in the training dataset associated with user ℓ . In what follows, we assume that each $x_j^{(\ell)} \in (0, U]$. Call the dataset consisting of the speed records of users present in the chosen HAT as $\mathcal{D} = \left\{ \left(\ell, x_j^{(\ell)} \right) : \ell \in [L], j \in [m_\ell] \right\}$. The datasets of interest to us contain samples drawn according to some unknown distribution P that is potentially non-i.i.d. (independent and identically distributed) across samples and users.

The function that we are interested in computing is the sample mean

$$f = f(\mathcal{D}) := \frac{1}{\sum_{\ell'=1}^L m_{\ell'}} \cdot \sum_{\ell=1}^L \sum_{j=1}^{m_\ell} x_j^{(\ell)}. \quad (1)$$

C. Differential Privacy

Consider datasets $\mathcal{D}_1 = \left\{ \left(u_\ell, x_j^{(\ell)} \right) : \ell \in [L], j \in [m_\ell] \right\}$ and $\mathcal{D}_2 = \left\{ \left(u_\ell, \bar{x}_j^{(\ell)} \right) : \ell \in [L], j \in [m_\ell] \right\}$ consisting of the same users, with each user contributing the same number, m_ℓ , of data values. Let \mathcal{D} denote a universal set of such datasets. We say that \mathcal{D}_1 and \mathcal{D}_2 are “user-level neighbours” if there exists $\ell_0 \in [L]$ such that $\left(x_1^{(\ell_0)}, \dots, x_{m_{\ell_0}}^{(\ell_0)} \right) \neq \left(\bar{x}_1^{(\ell_0)}, \dots, \bar{x}_{m_{\ell_0}}^{(\ell_0)} \right)$, with $\left(x_1^{(\ell)}, \dots, x_{m_\ell}^{(\ell)} \right) = \left(\bar{x}_1^{(\ell)}, \dots, \bar{x}_{m_\ell}^{(\ell)} \right)$, for all $\ell \neq \ell_0$.

Definition II.1. For a fixed $\varepsilon > 0$, a mechanism $M : \mathcal{D} \rightarrow \mathbb{R}$ is said to be user-level ε -DP if for every pair of user-level neighbours $\mathcal{D}_1, \mathcal{D}_2$ and for every measurable subset $Y \subseteq \mathbb{R}$, we have that $\Pr[M(\mathcal{D}_1) \in Y] \leq e^\varepsilon \Pr[M(\mathcal{D}_2) \in Y]$.

Definition II.2. Given a function $g : \mathcal{D} \rightarrow \mathbb{R}$, we define its user-level sensitivity Δ_g as $\Delta_g := \max_{\mathcal{D}_1, \mathcal{D}_2 \text{ u-l nbrs.}} |g(\mathcal{D}_1) - g(\mathcal{D}_2)|$, where the maximization is over datasets that are user-level neighbours.

For example, the user-level sensitivity of f is $\Delta_f = \frac{Um^\star}{\sum_{\ell} m_\ell}$. We use the terms “sensitivity” and “user-level sensitivity” interchangeably. The next result is well-known [17, Prop. 1].

Theorem II.1. For any $g : \mathcal{D} \rightarrow \mathbb{R}$, the mechanism $M_g^{\text{Lap}} : \mathcal{D} \rightarrow \mathbb{R}$ defined by $M_g^{\text{Lap}}(\mathcal{D}_1) = g(\mathcal{D}_1) + Z$, where $Z \sim \text{Lap}(\Delta_g/\varepsilon)$ and is independent of \mathcal{D} , is user-level ε -DP.

D. The Worst-Case Error Metric

All through, in this paper, we shall work with user-level ε -DP mechanisms that add a suitable amount of Laplace noise that is tailored to the sensitivity of the function used as an estimator of the sample mean f . Now, given any mechanism M for the ε -DP release of f , we shall first recall the formal definition of its worst-case error [16].

Consider a mechanism $M : \mathcal{D} \rightarrow \mathbb{R}$ for the user-level ε -DP release of the statistic $f : \mathcal{D} \rightarrow \mathbb{R}$. A canonical structure of M is:

$$M(\mathcal{D}) = \bar{f}(\mathcal{D}) + Z, \quad (2)$$

for some estimator \bar{f} of f , with user-level sensitivity $\Delta_{\bar{f}}$. Further, $Z \sim \text{Lap}(\Delta_{\bar{f}}/\varepsilon)$. The assumption that our mechanisms are *additive-noise* or *noise-adding* mechanisms is without loss of generality, since it is known that every privacy-preserving mechanism can be thought of as a noise-adding mechanism (see [18, Footnote 1] and [19]). Moreover, under some regularity conditions, for small ε (or equivalently, high privacy requirements), it is known that Laplace distributed noise is asymptotically optimal in terms of the magnitude of error in estimation [18], [19].

Now, given a mechanism M as in (2) with estimator \bar{f} , we define its *worst-case* estimation error as

$$E_M = E_{\bar{f}} := \max_{\mathcal{D} \in \mathcal{D}} |f(\mathcal{D}) - \bar{f}(\mathcal{D})| + \mathbb{E}[|Z|]. \quad (3)$$

Observe that the right-hand side above is an upper bound on the ℓ_1 -error $E_M^{(1)} := \max_{\mathcal{D} \in \mathcal{D}} \mathbb{E}[|f(\mathcal{D}) - \bar{f}(\mathcal{D})|]$ (where the expectation is over the randomness introduced by the ε -DP mechanism), via the triangle inequality. We employ E_M as a measure of the worst-case error simply because it cleanly captures the errors due to bias (the first term on the right in (3)) and due to noise addition for privacy (the second term on the right in (3)). A similar such error measure that separates the bias and noise errors was employed in [13]. Note also that by taking a maximum over datasets \mathcal{D} as above, we have that E is *independent* of the distribution of the data samples.

III. WORST-CASE ERRORS OF BOUNDING STRATEGIES

In this section, we present an explicit characterization of the worst-case errors for a broad class of strategies that work by “bounding” or “clipping” the contributions of users, as mentioned in the Introduction. In other words, the estimator \bar{f} of f in (2) is a suitably clipped or bounded version of the sample mean f . We then identify that clipping strategy that leads to the smallest worst-case error.

A. On Clipping Strategies

We work with estimators $\bar{f} = \bar{f}_{\{a_j^{(\ell)}, b_j^{(\ell)}\}}$ of f obtained by bounding user contributions as follows: for each user $\ell \in [L]$ and each $j \in [m_\ell]$, we let $\bar{x}_j^{(\ell)} := \Pi_{[a_j^{(\ell)}, b_j^{(\ell)}]}(x_j^{(\ell)})$, for reals $0 \leq a_j^{(\ell)} \leq b_j^{(\ell)} \leq U$. We then set

$$\bar{f} = \bar{f}(\mathcal{D}) := \frac{1}{\sum_{\ell'=1}^L m_{\ell'}} \cdot \sum_{\ell=1}^L \sum_{j=1}^{m_\ell} \bar{x}_j^{(\ell)}. \quad (4)$$

Note that the class \mathbf{B} of estimators \bar{f} as above captures those estimators obtained by dropping selected samples $x_j^{(\ell)}$ (by setting $a_j^{(\ell)} = b_j^{(\ell)} = 0$ for those samples) and those obtained by projecting samples onto a (potentially arbitrary) subset of $[0, U]$, in addition to strategies that perform a combination of dropping and projection. This class of estimators hence includes several common estimators of the sample mean used in works such as [3], [15], [16].

In the next subsection, we discuss the worst-case errors (as in (3)) of mechanisms that employ some $\bar{f} \in \mathbf{B}$ as the estimator of the sample mean.

B. On Worst-Case Errors of Clipping Strategies

Consider the quantity $E_{\bar{f}}$, for $\bar{f} \in \mathbf{B}$. The following lemma then holds:

Lemma III.1. *We have that*

$$E_{\bar{f}} = \frac{1}{\sum_{\ell' \leq L} m_{\ell'}} \cdot \left(\sum_{\ell \leq L} \sum_{j \leq m_\ell} \max \{a_j^{(\ell)}, U - b_j^{(\ell)}\} \right) + \frac{\max_{\ell \leq L} \sum_{j \leq m_\ell} (b_j^{(\ell)} - a_j^{(\ell)})}{\varepsilon \cdot \sum_{\ell' \leq L} m_{\ell'}}.$$

Proof. For any dataset \mathcal{D} , we have

$$\begin{aligned} |f(\mathcal{D}) - \bar{f}(\mathcal{D})| &= \frac{1}{\sum_{\ell' \leq L} m_{\ell'}} \left| \sum_{\ell \leq L} \sum_{j \leq m_\ell} (x_j^{(\ell)} - \bar{x}_j^{(\ell)}) \right| \\ &= \frac{1}{\sum_{\ell' \leq L} m_{\ell'}} \left| \sum_{\ell \leq L} \sum_{j \leq m_\ell} \left(x_j^{(\ell)} - \Pi_{[a_j^{(\ell)}, b_j^{(\ell)}]}(x_j^{(\ell)}) \right) \right|. \end{aligned}$$

It is then easy to see that the bias

$$\begin{aligned} \max_{\mathcal{D} \in \mathcal{D}} |f(\mathcal{D}) - \bar{f}(\mathcal{D})| &= \frac{1}{\sum_{\ell' \leq L} m_{\ell'}} \cdot \left(\sum_{\ell \leq L} \sum_{j \leq m_\ell} \max \{a_j^{(\ell)}, U - b_j^{(\ell)}\} \right). \quad (5) \end{aligned}$$

Furthermore, the user-level sensitivity of \bar{f} is

$$\Delta_{\bar{f}} = \frac{\max_{\ell \leq L} \sum_{j \leq m_\ell} (b_j^{(\ell)} - a_j^{(\ell)})}{\sum_{\ell' \leq L} m_{\ell'}}, \quad (6)$$

since changing all the samples of a single user ℓ can, in the worst-case, take each sample from $a_j^{(\ell)}$ to $b_j^{(\ell)}$. Putting together (5) and (6), we obtain the statement of the lemma. \square

Remark. Via the proof of Lemma III.1, we observe that for a given distribution $\{m_\ell : \ell \in [L]\}$ of user contributions, the dataset \mathcal{D} that gives rise to the largest (or worst-case) error is that where $x_j^{(\ell)} = U$, for all $\ell \in [L]$, $j \in [m_\ell]$. We shall use this observation in the next section when we numerically evaluate the performance of the clipping strategy in [13] on this “worst-case dataset”.

Given the characterization of the worst-case error $E_{\bar{f}}$ as above, we proceed with identifying an estimator $f^* \in \mathbf{B}$ (equivalently, a bounding strategy) that minimizes $E_{\bar{f}}$, over all $\bar{f} \in \mathbf{B}$. Let T_ε denote the $\left\lceil \left(\frac{2}{\varepsilon}\right) \right\rceil^{\text{th}}$ -largest value in the collection $\{Um_1, Um_2, \dots, Um_L\}$; if $\varepsilon < 2/L$, we set $T_\varepsilon = 0$. Our main result is encapsulated in the following theorem:

Theorem III.1. *We have that $f^* = \bar{f}_{\{a_j^{(\ell)}, b_j^{(\ell)}\}}$ minimizes $E_{\bar{f}}$, where*

$$a_j^{(\ell)} = \max \left\{ \frac{Um_\ell - T_\varepsilon}{2m_\ell}, 0 \right\} \text{ and } b_j^{(\ell)} = \min \left\{ \frac{Um_\ell + T_\varepsilon}{2m_\ell}, U \right\},$$

for all $\ell \in [L]$ and $j \in [m_\ell]$.

Some remarks are in order. First, note that the optimal bounding strategy f^* clips sample values based only on the number of contributions of each user $\ell \in [L]$. Observe also that the sample values of a user ℓ are projected to a strict subset of $[0, U]$ if and only if $T_\varepsilon < Um_\ell$. Furthermore, note that the interval of projection is determined by T_ε , which is quite similar in structure to the optimal clipping threshold T in [13] for item-level DP, which is the (privately estimated) $\left\lceil \left(\frac{2}{\varepsilon}\right) \right\rceil^{\text{th}}$ -largest sample value.

The proof of Theorem III.1 proceeds with help from the following lemma.

Lemma III.2. *There exists an estimator $\bar{f}_{\{a_j^{(\ell)}, b_j^{(\ell)}\}}$ minimizing $E_{\bar{f}}$, which obeys $a_j^{(\ell)} + b_j^{(\ell)} = U$, for all $\ell \in [L]$ and $j \in [m_\ell]$.*

Proof. Consider any optimal estimator $\bar{f}_{\{a_j^{(\ell)}, b_j^{(\ell)}\}}$, and suppose that $a_j^{(\tilde{\ell})} + b_j^{(\tilde{\ell})} > U$, for some $\tilde{\ell} \in [L]$ and $j \in [m_{\tilde{\ell}}]$. The proof when we suppose that $a_j^{(\tilde{\ell})} + b_j^{(\tilde{\ell})} < U$, for some $\tilde{\ell} \in [L]$ and $j \in [m_{\tilde{\ell}}]$, is similar, and we omit it for brevity.

Now, suppose that $\tilde{\ell}$ maximizes $g(\ell) := \sum_{j' \leq m_\ell} (b_j^{(\ell)} - a_j^{(\ell)})$ and let $\delta = (a_j^{(\tilde{\ell})} + b_j^{(\tilde{\ell})}) - U$. By setting $b_j^{(\tilde{\ell})} \leftarrow b_j^{(\tilde{\ell})} - \delta$, we observe that the term $\max \{a_j^{(\tilde{\ell})}, U - b_j^{(\tilde{\ell})}\}$ in the bias remains unchanged (see (5)), while the term $b_j^{(\tilde{\ell})} - a_j^{(\tilde{\ell})}$ in the error due to noise addition decreases by $\delta > 0$ (see (6)), thereby contradicting the fact that $\bar{f}_{\{a_j^{(\ell)}, b_j^{(\ell)}\}}$ is a minimizer of $E_{\bar{f}}$. In the event that $\tilde{\ell}$ does not maximize $g(\ell) := \sum_{j' \leq m_\ell} (b_j^{(\ell)} - a_j^{(\ell)})$, we see that by setting $b_j^{(\tilde{\ell})} \leftarrow b_j^{(\tilde{\ell})} - \delta$, the error $E_{\bar{f}}$ remains unchanged. \square

The lemma above shows that in order to obtain the explicit structure of an estimator \bar{f} that minimizes $E_{\bar{f}}$, it suffices to

focus on that class of estimators $\bar{f}_{\{a_j^{(\ell)}, b_j^{(\ell)}\}}$ that have $a_j^{(\ell)} + b_j^{(\ell)} = U$, for all $\ell \in [L]$ and $j \in [m_\ell]$.

For every $\ell \in [L]$, let $\alpha^{(\ell)} := \sum_{j \leq m_\ell} a_j^{(\ell)}$, for any given estimator \bar{f} . Then, there exists an estimator f^* minimizing $E_{\bar{f}}$ that satisfies

$$E_{f^*} = \frac{1}{\sum_{\ell' \leq L} m_{\ell'}} \cdot \left(\sum_{\ell \leq L} \alpha^{(\ell)} + \frac{1}{\varepsilon} \cdot \max_{\ell \leq L} (Um_\ell - 2\alpha^{(\ell)}) \right), \quad (7)$$

for suitable parameters $\{\alpha^{(\ell)} : \ell \in [L]\}$. We now prove Theorem III.1.

Proof of Thm. III.1. We begin with the expression in (7); note that our task now is simply to identify the optimal parameters $\{\alpha^{(\ell)} : \ell \in [L]\}$ of f^* in (7). Once these parameters are derived, we simply set $a_j^{(\ell)} := \alpha^{(\ell)} / m_\ell = U - b_j^{(\ell)}$ (via Lemma III.2), for each $\ell \in [L]$ and $j \in [m_\ell]$. In the expression in (7), let us set $S := \max_{\ell \leq L} (Um_\ell - 2\alpha^{(\ell)})$. We hence need to solve the following constrained optimization problem:

$$\begin{aligned} & \text{minimize} \quad h(\{\alpha^{(\ell)}\}) := \left(\sum_{\ell \leq L} \alpha^{(\ell)} + \frac{S}{\varepsilon} \right) \\ & \text{subject to:} \quad Um_\ell - 2\alpha^{(\ell)} \leq S, \quad \alpha^{(\ell)} \geq 0, \quad \text{for all } \ell \in [L], \\ & \quad \quad \quad S \geq 0. \end{aligned} \quad (8)$$

We note that the optimization problem in (8) is a convex optimization problem (in fact, a linear programming problem). By standard arguments via the necessity of the KKT conditions [20, Sec. 5.5.3], we obtain that there must exist reals $\lambda_S \geq 0$ and $\lambda_\ell, \mu_\ell \geq 0$, for each $\ell \in [L]$ (also called Lagrange multipliers), such that the function

$$\begin{aligned} \mathcal{L}(\{\alpha^{(\ell)}\}, \lambda_S, \{\lambda_\ell, \mu_\ell\}) &:= \sum_{\ell \leq L} \alpha^{(\ell)} + \frac{S}{\varepsilon} - \lambda_S S + \\ & \quad \sum_{\ell} \lambda_\ell \cdot (Um_\ell - 2\alpha^{(\ell)} - S) - \sum_{\ell} \mu_\ell \alpha^{(\ell)} \end{aligned}$$

obeys the following properties.

- **Stationarity:** We have that $\frac{\partial \mathcal{L}}{\partial S} = 0$, or

$$\lambda_S + \sum_{\ell} \lambda_\ell = \frac{1}{\varepsilon}, \quad (9)$$

and that $\frac{\partial \mathcal{L}}{\partial \alpha^{(\ell)}} = 0$, for each $\ell \in [L]$, or

$$\lambda_\ell = \frac{1 - \mu_\ell}{2}. \quad (10)$$

- **Complementary slackness:** We have that

$$\lambda_S S = 0, \quad \lambda_\ell \cdot (Um_\ell - 2\alpha^{(\ell)} - S) = 0, \quad \text{and} \quad \mu_\ell \alpha^{(\ell)} = 0, \quad (11)$$

for all $\ell \in [L]$.

We claim that the assignment $S^* = T_\varepsilon$ and $\alpha^{(\ell),*} = \max \left\{ \frac{Um_\ell - T_\varepsilon}{2}, 0 \right\}$ satisfies (9)–(11), for an appropriate choice of $\lambda_S, \{\lambda_\ell, \mu_\ell\}$ values. Indeed, the following choice of Lagrange multipliers works, for us: for each $\ell \in [L]$, if

$\alpha^{(\ell),*} = 0$, we set $\lambda_\ell = 0$ and $\mu_\ell = 1$; else, we set $\lambda_\ell = \frac{1}{2}$ and $\mu_\ell = 0$. An optimal choice of parameters $\{a_j^{(\ell)}, b_j^{(\ell)}\}$ of an estimator f^* thus obeys $a_j^{(\ell)} := \alpha^{(\ell),*} / m_\ell = U - b_j^{(\ell)}$, for each $\ell \in [L]$ and $j \in [m_\ell]$. \square

We end this section with a remark. Observe that from Theorem III.1 and (7), the optimal worst-case error $E^{\text{OPT}}(\varepsilon)$ obeys

$$\begin{aligned} E^{\text{OPT}}(\varepsilon) &= \frac{1}{\sum_{\ell' \leq L} m_{\ell'}} \cdot \left(\sum_{\ell \leq L} \max \left\{ \frac{Um_\ell - T_\varepsilon}{2m_\ell}, 0 \right\} + \frac{1}{\varepsilon} \cdot \min_{\ell \leq L} \{T_\varepsilon, Um_\ell\} \right). \end{aligned} \quad (12)$$

Now, note that $\min_{\ell \leq L} \{T_\varepsilon, Um_\ell\} = Um_*$, if $\varepsilon \geq 2/L$, and $\min_{\ell \leq L} \{T_\varepsilon, Um_\ell\} = 0$, otherwise. Furthermore, we have that T_ε is non-decreasing with ε . Putting these facts together, we obtain from (12) that the optimal worst-case error $E^{\text{OPT}}(\varepsilon)$ is monotonically non-increasing as a function of $\varepsilon > 0$.

IV. NUMERICAL EXPERIMENTS

In this section, we compare, via numerical experiments, the performance of our clipping strategy that is optimal with respect to the worst-case error, with other strategies. In the first set of experiments, we plot the worst-case error of our clipping strategy against the total estimation error E_{AKMV} ,¹ computed via (3), incurred by adapting the clipping strategy proposed in [13, Sec. 3] to the setting where users contribute more than one sample to the dataset.

A. The Clipping Strategy in [13]

We now recall the clipping strategy in [13, Sec. 3]. Consider the “item-level” setting where the dataset \mathcal{D}' is such that each user $\ell \in [L]$ contributes a single sample. Let $\sigma^{(\ell)}$ denote the single sample contributed by user ℓ . In such a setting, given the fixed collection of positive reals $\{m_\ell : \ell \in [L]\}$ as in Section II-B, we define the function

$$g = g(\mathcal{D}') = \frac{1}{\sum_{\ell' \leq L} m_{\ell'}} \cdot \sum_{\ell=1}^L \sigma^{(\ell)}.$$

Now, in the “user-level” setting where we are given a dataset \mathcal{D} with numbers of user contributions $\{m_\ell\}$, the function f of interest to us can be viewed as an instance of function $g = g(\mathcal{D}')$ as above, for a dataset \mathcal{D}' where each user $\ell \in [L]$ contributes a single sample. Indeed, by letting $\sigma^{(\ell)} := \sum_{j=1}^{m_\ell} x_j^{(\ell)}$, we see that the dataset \mathcal{D}' consisting of samples $\{\sigma^{(\ell)} : \ell \in [L]\}$ obeys $f(\mathcal{D}) = g(\mathcal{D}')$.

Now, in the item-level setting, consider the class $\widehat{\mathbf{B}}$ of estimators $\widehat{g} = \widehat{g}_T$ of g , parameterized by positive reals T . In particular, \widehat{g}_T is obtained by letting $\widehat{\sigma}^{(\ell)} := \Pi_{[0, T]}(\sigma^{(\ell)})$, with

$$\widehat{g} = \widehat{g}(\mathcal{D}') := \frac{1}{\sum_{\ell'=1}^L m_{\ell'}} \cdot \sum_{\ell=1}^L \widehat{\sigma}^{(\ell)}. \quad (13)$$

¹The subscript “AKMV” stands for the initials of the last names of the authors of [13].

Much like in this work, the authors of [13] consider the sum of the error due to bias and that due to noise addition for privacy (see (3)) as the measure of the total error of a mechanism $\hat{g} \in \hat{\mathbf{B}}$. The authors in [13] then construct an estimator \hat{g} obtained as follows:

- 1) First, parameters $\varepsilon', \varepsilon''$ such that $\varepsilon' + \varepsilon'' = \varepsilon$ are initialized.
- 2) Next, with privacy budget ε' , the $\left\lceil \left(\frac{1}{\varepsilon''}\right) \right\rceil^{\text{th}}$ -largest sample among $\{\sigma^{(\ell)}\}$ is estimated and T is set to be this estimate.
- 3) Finally, \hat{g}_T is released privately by adding noise from the $\text{Lap}\left(\frac{T}{\varepsilon'' \sum_{\ell} m_{\ell}}\right)$ distribution.

Via entirely heuristic analysis, the authors of [13] argue the “optimality” of the above mechanism (with respect to the total estimation error as in (3)) within the class $\hat{\mathbf{B}}$. However, importantly, their analysis ignores the error in the private estimation of the $\left\lceil \left(\frac{2}{\varepsilon''}\right) \right\rceil^{\text{th}}$ -largest sample, rendering such a claim of optimality incorrect. As we shall see, the clipping strategy in [13, Sec. 3] performs quite poorly in comparison to our worst-case-error-optimal strategy, on *both* the worst-case dataset and in the average case, when the data samples are drawn i.i.d. from natural distributions.

B. Experimental Setup

A natural application of user-level DP mechanisms is to spatio-temporal datasets, such as datasets of vehicle speeds and air quality indices (AQI). Similar to previous work [14], [15] where the authors focussed on traffic datasets, we let $U = 65$, in line with the largest speed of buses in km/hr, in Indian cities. We consider two collections of numbers of user contributions $\{m_{\ell} : \ell \in [L]\}$. We call our first collection loosely as the “geometric collection”, owing to the nature of the distribution of the m_{ℓ} values, and our second collection as the “extreme-valued collection”.

- 1) Geometric collection: Here, we fix an integer M and consider $L = 2^{M+1} - 1$ users whose numbers of user contributions are as follows. For each $i \in \{0, 1, \dots, M\}$, we create 2^i users each contributing 2^{M-i} samples. It is clear that there are $2^{M+1} - 1$ users overall; further, the total number of samples is $\sum_{\ell} m_{\ell} = (M + 1) \cdot 2^M$ and $m^* = 2^M$. In our experiments, we set $M = 6$.
- 2) Extreme-valued collection: Here, we consider L users where $L - 1$ users contribute one sample each and 1 user contributes $m^* > 1$ samples. The total number of samples is $\sum_{\ell} m_{\ell} = L - 1 + m^*$.

For a fixed collection $\{m_{\ell} : \ell \in [L]\}$, we recall from the remark following the proof of Lemma III.1 that the worst-case dataset, i.e., the dataset \mathcal{D} that attains the worst-case error in Lemma III.1 is the one where all samples are equal to U . We also work with the following synthetically generated datasets with i.i.d. samples:

- 1) Uniform samples: Each sample $x_j^{(\ell)} \stackrel{\text{i.i.d.}}{\sim} \text{Unif}((0, U])$, across $\ell \in [L]$, $j \in [m_{\ell}]$.
- 2) Projected Gaussian samples: Each sample $x_j^{(\ell)}$, $\ell \in [L]$, $j \in [m_{\ell}]$, is drawn i.i.d. by rejection sampling from

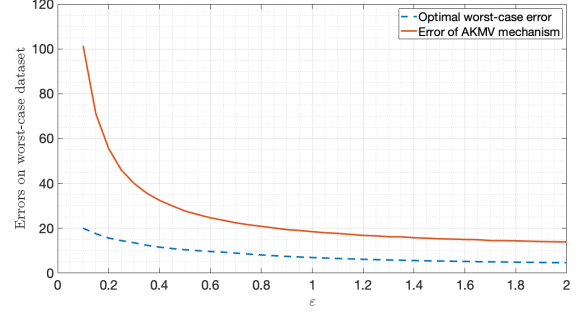


Fig. 1: Errors incurred on the worst-case dataset by our clipping strategy and that in [13, Sec. 3]

the $\mathcal{N}(U/2, U/4)$ distribution so that the samples lie in $(0, U]$.

C. Performance on the Worst-Case Dataset

We first evaluate our clipping strategy and the strategy in [13, Sec. 3] on the worst-case dataset. Figure 1 shows the errors incurred by the two strategies on the worst-case dataset. Note that here, we construct the estimator of [13] by setting $\varepsilon' = \varepsilon'' = \varepsilon/2$ (see Step 1 in Section IV-A) and then executing Step 2 in Section IV-A using (a suitable modification of) the private quantile estimation mechanism in [21, Algorithm 2], to obtain the clipping threshold T , as suggested in [13]. Using the relationship between the user-level setting of interest and a suitably defined item-level setting in Section IV-A, the total estimation error is then calculated via (3) as

$$E_{\text{AKMV}} = \frac{1}{\sum_{\ell'} m_{\ell'}} \cdot \sum_{\ell \in [L]} \mathbb{E} [\max\{0, U m_{\ell} - T\}] + \frac{2T}{\varepsilon \cdot \sum_{\ell} m_{\ell}}.$$

Here, the expectation is over the randomness in the private estimation of T . We compute an estimate of E_{AKMV} above by Monte-Carlo averaging over 10^4 iterations. The error of our clipping strategy is computed by plugging in the values of $\{a_j^{(\ell)}\}, \{b_j^{(\ell)}\}$ from Theorem III.1 into the expression in Lemma III.1. From Figure 1, it is clear that the error incurred by our clipping strategy is much lower than that incurred by the strategy in [13], for a large range of ε values. Moreover, the optimal worst-case error is indeed monotonically decreasing with ε , as discussed at the end of Section III-B, as is the (estimate of the) error of the AKMV mechanism on the worst-case dataset.

D. Performance on Synthetic Datasets

Given the estimators f, f^*, \hat{g}_T as in (1), (4), (13), respectively, we first put down their sensitivities. Indeed, via straightforward computations, we have that

$$\Delta_f = \frac{U m^*}{\sum_{\ell} m_{\ell}}, \quad \Delta_{f^*} = \frac{\max_{\ell} \sum_{j \leq m_{\ell}} (b_j^{(\ell)} - a_j^{(\ell)})}{\sum_{\ell} m_{\ell}}, \quad (14)$$

and

$$\Delta_{\hat{g}_T} = \frac{T}{\sum_{\ell} m_{\ell}}. \quad (15)$$

In (14), the values $\{a_j^{(\ell)}\}, \{b_j^{(\ell)}\}$ are from Theorem III.1 and in (15), the threshold T is computed (privately) via Step 2 in Section IV-A.

We are interested in comparing the performances of the following three mechanisms on i.i.d. synthetic datasets:

- the vanilla Laplace mechanism that releases $M_{\text{Lap}}(\mathcal{D}) = f(\mathcal{D}) + Z_1$, where $Z_1 \sim \text{Lap}\left(\frac{\Delta_f}{\varepsilon}\right)$,
- the “OPT-worst-case” mechanism that releases $M_{\text{OPT-wc}}(\mathcal{D}) = f^*(\mathcal{D}) + Z_2$, where $Z_2 \sim \text{Lap}\left(\frac{\Delta_{f^*}}{\varepsilon}\right)$, and
- the “AKMV” mechanism [13, Sec. 3] that releases $M_{\text{AKMV}}(\mathcal{D}) = \hat{g}_T(\mathcal{D}') + Z_3$, where $Z_3 \sim \text{Lap}\left(\frac{2\Delta_{\hat{g}_T}}{\varepsilon}\right)$. Here, note that the privacy budget for the release of the final estimator is $\varepsilon/2$.

The “average-case” errors on i.i.d. datasets are defined as

$$\bar{E}_{\text{Lap}} = \mathbb{E}[|Z_1|], \quad \bar{E}_{\text{OPT-wc}} = \mathbb{E}[|M_{\text{OPT-wc}}(\mathcal{D}) - f(\mathcal{D})|],$$

and $\bar{E}_{\text{AKMV}} = \mathbb{E}[|M_{\text{AKMV}}(\mathcal{D}) - f(\mathcal{D})|]$, where the expectations are over the randomness in the data samples and in the DP mechanism employed. These errors are then estimated via Monte-Carlo averaging over 10^4 iterations. Furthermore, as a pre-processing step, we replace each of the samples $\{x_j^{(\ell)} : j \in [m_\ell]\}$ of every user $\ell \in [L]$ by the sample average $\frac{1}{m_\ell} \cdot \sum_{j \leq m_\ell} x_j^{(\ell)}$, so as to allow for improved performance post clipping.

Figure 2 shows plots of the (estimates of) the average-case errors for the three mechanisms above for the geometric collection of $\{m_\ell\}$ values and uniform samples (see Section IV-B). Interestingly, the *worst-case error* attained by our clipping strategy is significantly lower than even the average-case error of the AKMV mechanism. Furthermore, the average-case performance of the AKMV mechanism is quite similar to, and a little worse than, the average-case performance of the vanilla Laplace mechanism. We believe that a reason for the poor performance of the AKMV mechanism overall is due to the reduced privacy budget (that is decreased from ε to $\varepsilon/2$) allocated to the private release of the clipped estimator in Step 3 of Section IV-A. Moreover, as mentioned earlier, in contrast to the OPT-worst-case mechanism, the AKMV mechanism requires the private estimation of a hyperparameter – the $\left[\left(\frac{1}{\varepsilon'}\right)\right]^{\text{th}}$ quantile value – the estimation of which incurs additional error. We add that while the clipping error remains roughly the same for small changes in ε , there exist certain values of ε that give rise to sharp discontinuities in the T_ε values; such behaviour hence results in the (estimates of the) average-case errors not being monotonic in ε .

Figure 3 shows plots of the (estimates of) the average-case errors for the extreme-valued collection of $\{m_\ell\}$ values with projected Gaussian samples. In our experiments, we pick $L = 101$, with $m^* = 10$, and the errors are shown on a log-scale for easy viewing. These plots show a similar trend in the performances of the three mechanisms as that in Figure 2. We expect that similar trends can be observed for i.i.d. datasets with samples drawn from other distributions of $\{m_\ell\}$ values and samples.

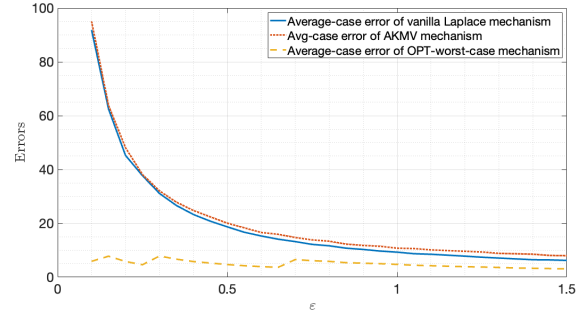


Fig. 2: Average-case errors incurred on a synthetic dataset with a geometric collection of $\{m_\ell\}$ values and uniform samples

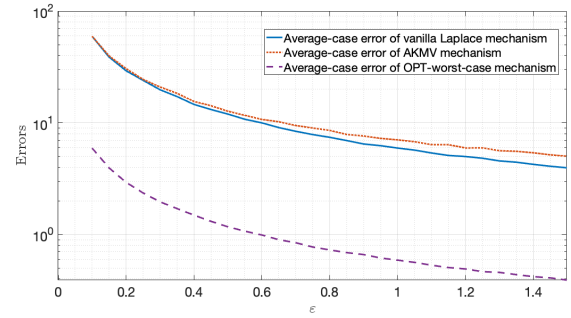


Fig. 3: Average-case errors incurred on a synthetic dataset with an extreme-valued collection of $\{m_\ell\}$ values and projected Gaussian samples; here, the errors are shown on a log-scale

V. CONCLUSION

In this paper, we revisited the fundamental problem of releasing the sample mean under user-level differential privacy (DP) – a problem that is well-studied in the DP literature, but typically in the presence of additional (e.g., i.i.d.) assumptions on the distribution of data samples. In our work, we make no distributional assumptions on the dataset; instead, we adopt a worst-case approach to studying the estimation error. We then explicitly characterize this error for a broad class of strategies for bounding user contributions by some combination of clipping the numbers of user contributions and/or clipping the sample values themselves. Our analysis allows us to identify the bounding strategy that is optimal with respect to our worst-case error metric. Via numerical experiments, we demonstrate that our strategy is not only optimal for the worst-case error, but also performs much better than the well-known strategy in [13] for datasets with i.i.d. samples.

An interesting line of future work will be to extend our worst-case error analysis to the user-level DP release of other statistics, and identify the optimal bounding strategies in those cases as well.

REFERENCES

- [1] C. Dwork and A. Roth, “The algorithmic foundations of differential privacy,” *Foundations and Trends® in Theoretical Computer Science*,

- vol. 9, no. 3–4, pp. 211–407, 2014. [Online]. Available: <http://dx.doi.org/10.1561/04000000042>
- [2] S. Vadhan, *The Complexity of Differential Privacy*. Cham: Springer International Publishing, 2017, pp. 347–450. [Online]. Available: https://doi.org/10.1007/978-3-319-57048-8_7
- [3] D. A. N. Levy, Z. Sun, K. Amin, S. Kale, A. Kulesza, M. Mohri, and A. T. Suresh, “Learning with user-level privacy,” in *Advances in Neural Information Processing Systems*, A. Beygelzimer, Y. Dauphin, P. Liang, and J. W. Vaughan, Eds., 2021. [Online]. Available: https://openreview.net/forum?id=G1jmxFOtY_
- [4] R. Cummings, V. Feldman, A. McMillan, and K. Talwar, “Mean estimation with user-level privacy under data heterogeneity,” in *NeurIPS*, 2022. [Online]. Available: <https://openreview.net/pdf?id=oYbQDV3mon->
- [5] B. Ghazi, R. Kumar, and P. Manurangsi, “User-level private learning via correlated sampling,” in *Proceedings of the 35th International Conference on Neural Information Processing Systems*, ser. NIPS ’21. Red Hook, NY, USA: Curran Associates Inc., 2024.
- [6] K. Amin, A. Kulesza, A. Munoz, and S. Vassilvtiskii, “Bounding user contributions: A bias-variance trade-off in differential privacy,” in *Proceedings of the 36th International Conference on Machine Learning*, ser. Proceedings of Machine Learning Research, K. Chaudhuri and R. Salakhutdinov, Eds., vol. 97. PMLR, 09–15 Jun 2019, pp. 263–271. [Online]. Available: <https://proceedings.mlr.press/v97/amin19a.html>
- [7] Z. Wang, M. Song, Z. Zhang, Y. Song, Q. Wang, and H. Qi, “Beyond inferring class representatives: User-level privacy leakage from federated learning,” in *IEEE INFOCOM 2019 - IEEE Conference on Computer Communications*, 2019, pp. 2512–2520.
- [8] H. B. McMahan, D. Ramage, K. Talwar, and L. Zhang, “Learning differentially private recurrent language models,” in *6th International Conference on Learning Representations, ICLR 2018, Vancouver, BC, Canada, April 30 - May 3, 2018, Conference Track Proceedings*. OpenReview.net, 2018. [Online]. Available: <https://openreview.net/forum?id=BJ0hF1Z0b>
- [9] P. Kairouz *et al.*, “Advances and open problems in federated learning,” *Foundations and Trends® in Machine Learning*, vol. 14, no. 1–2, pp. 1–210, 2021. [Online]. Available: <http://dx.doi.org/10.1561/22000000083>
- [10] B. McMahan, E. Moore, D. Ramage, S. Hampson, and B. A. y. Arcas, “Communication-Efficient Learning of Deep Networks from Decentralized Data,” in *Proceedings of the 20th International Conference on Artificial Intelligence and Statistics*, ser. Proceedings of Machine Learning Research, A. Singh and J. Zhu, Eds., vol. 54. PMLR, 20–22 Apr 2017, pp. 1273–1282. [Online]. Available: <https://proceedings.mlr.press/v54/mcmahan17a.html>
- [11] R. Cummings, V. Feldman, A. McMillan, and K. Talwar, “Mean estimation with user-level privacy under data heterogeneity,” in *Proceedings of the 36th International Conference on Neural Information Processing Systems*, ser. NIPS ’22. Red Hook, NY, USA: Curran Associates Inc., 2024.
- [12] Y. Liu, A. T. Suresh, W. Zhu, P. Kairouz, and M. Gruteser, “Algorithms for bounding contribution for histogram estimation under user-level privacy,” in *Proceedings of the 40th International Conference on Machine Learning*, ser. ICML’23. JMLR.org, 2023.
- [13] K. Amin, A. Kulesza, A. Munoz, and S. Vassilvtiskii, “Bounding user contributions: A bias-variance trade-off in differential privacy,” in *Proceedings of the 36th International Conference on Machine Learning*, ser. Proceedings of Machine Learning Research, K. Chaudhuri and R. Salakhutdinov, Eds., vol. 97. PMLR, 09–15 Jun 2019, pp. 263–271. [Online]. Available: <https://proceedings.mlr.press/v97/amin19a.html>
- [14] P. Gupta, V. A. Rameshwar, A. Tandon, and N. Chakraborty, “Mean estimation with user-level privacy for spatio-temporal iot datasets,” *Submitted to the IEEE International Conference on Signal Processing and Communications (SPCOM)*, 2024.
- [15] V. Arvind Rameshwar, A. Tandon, P. Gupta, N. Chakraborty, and A. Sharma, “Mean Estimation with User-Level Privacy for Spatio-Temporal IoT Datasets,” *arXiv e-prints*, p. arXiv:2401.15906, Jan. 2024.
- [16] V. A. Rameshwar and A. Tandon, “Improving the privacy loss under user-level dp composition for fixed estimation error,” 2024. [Online]. Available: <https://arxiv.org/abs/2405.06261>
- [17] C. Dwork, F. McSherry, K. Nissim, and A. Smith, “Calibrating noise to sensitivity in private data analysis,” *Theory of Cryptography*, p. 265–284, 2006.
- [18] Q. Geng, P. Kairouz, S. Oh, and P. Viswanath, “The staircase mechanism in differential privacy,” *IEEE Journal of Selected Topics in Signal Processing*, vol. 9, no. 7, pp. 1176–1184, 2015.
- [19] Q. Geng and P. Viswanath, “The optimal mechanism in differential privacy,” in *2014 IEEE International Symposium on Information Theory*, 2014, pp. 2371–2375.
- [20] S. Boyd and L. Vandenberghe, *Convex Optimization*. Cambridge: Cambridge University Press, 2004.
- [21] A. D. Smith, “Privacy-preserving statistical estimation with optimal convergence rates,” in *STOC ’11: Proceedings of the forty-third annual ACM symposium on Theory of computing*, 2011. [Online]. Available: <https://dl.acm.org/doi/10.1145/1993636.1993743>