

# FedP<sup>2</sup>EFT: Federated Learning to Personalize PEFT for Multilingual LLMs

Royson Lee<sup>1</sup>, Minyoung Kim<sup>1</sup>, Fady Rezk<sup>2</sup>, Rui Li<sup>1</sup>, Stylianos I. Venieris<sup>1</sup>, Timothy Hospedales<sup>1,2</sup>

<sup>1</sup>Samsung AI Center, Cambridge, UK

<sup>2</sup>University of Edinburgh, UK  
royson.lee@samsung.com

## Abstract

Federated learning (FL) has enabled training of multilingual large language models (LLMs) on diverse and decentralized multilingual data, especially on low-resource languages. To improve client-specific performance, personalization via the use of parameter-efficient fine-tuning (PEFT) modules such as LoRA is common. This involves a *personalization strategy* (PS), such as the design of the PEFT adapter structures (*e.g.*, in which layers to add LoRAs and what ranks) and choice of hyperparameters (*e.g.*, learning rates) for fine-tuning. Instead of manual PS configuration, we propose FedP<sup>2</sup>EFT, a federated *learning-to-personalize* method for multilingual LLMs in cross-device FL settings. Unlike most existing PEFT structure selection methods, which are prone to overfitting low-data regimes, FedP<sup>2</sup>EFT collaboratively learns the optimal personalized PEFT structure for each client via Bayesian sparse rank selection. Evaluations on both simulated and real-world multilingual FL benchmarks demonstrate that FedP<sup>2</sup>EFT largely outperforms existing personalized fine-tuning methods, while complementing other existing FL methods.

**Code** — <https://github.com/SamsungLabs/fedp2eft>

## 1 Introduction

Federated learning (FL) makes it possible to train multilingual large language models (LLMs) across different geographical regions, protecting linguistic diversity for low-resource languages (Zhao et al. 2024) while being compliant with privacy regulations (Lim et al. 2020), *e.g.*, General Data Protection Regulation (GDPR). Despite the impressive capabilities demonstrated by these models across various languages, their performance varies significantly depending on the language (Rust et al. 2021) and the data volume (Adelani et al. 2021) per client.

Moreover, the majority of existing FL-based multilingual LLM approaches have thus far focused on training a single global model (Jacob et al. 2025; Ye et al. 2024), limiting their performance on specific languages. Concretely, scaling a single model to different languages is challenged by issues such as the *Curse of Multilinguality* (Conneau et al. 2020), where adding more languages often leads to diminishing returns, and *Negative Interference* (Wang, Lipton, and Tsvetkov

2020), where diverse languages compete for limited model capacity. From a personalized FL (pFL) perspective, learning a global model often increases the initial performance at the expense of personalized performance, *e.g.*, fine-tuning from the global model (Jiang et al. 2019).

Naturally, pFL approaches can help bridge the gap and improve language personalization. However, existing techniques are either too costly to be applied to LLMs, *e.g.*, the use of meta-learning (Chen et al. 2018) and hypernetworks (Shamshian et al. 2021), or rely on suboptimal hand-crafted personalization strategies, *e.g.*, manual choice of personalized and language-specific layers (Iacob et al. 2025; Zhao et al. 2024; Wu et al. 2024), parameter-efficient fine-tuning (PEFT) adapter structures (Yang et al. 2024a,b), or clustering based on class labels and/or language commonality (Mansour et al. 2020; Ye et al. 2024).

Intuitively, optimizing personalization in pFL often necessitates dataset- and task-specific methods. The optimal level of personalization varies significantly depending on the characteristics of the data and the specific FL scenario (Chen et al. 2022; Ye et al. 2024). For instance, an English-pretrained LLM may require stronger personalization, *e.g.*, higher learning rates, when fine-tuning on German than on English. The optimal personalization strategy (PS) is thus contingent upon the specific task, the client, and the given *base model* (Lee et al. 2023).

In this paper, we address the issues above by proposing a novel federated hyperoptimization strategy that learns personalized PEFT configurations for each client. To this end, we propose FedP<sup>2</sup>EFT, a method that enables clients to collaboratively learn language personalization strategies using FL. Specifically, we federatedly train a PS generator (PSG), as depicted in Fig. 1(a), which allows all participating clients to collaboratively learn the optimal mapping between local meta-data to optimal LoRA (Hu et al. 2022) ranks. Fig. 1(b) illustrates the personalization process of FedP<sup>2</sup>EFT on a single client during inference, where per-layer LoRA ranks are generated depending on the initial *base model*, the client’s dataset, and their resource budget. These personalized LoRA modules are then used to apply PEFT on the *base model* and yield the personalized model.

As FedP<sup>2</sup>EFT focuses on improving the PEFT process per-dataset/task/client, it is directly pluggable to any starting *base model*, which may or may not be federatedly trained. This

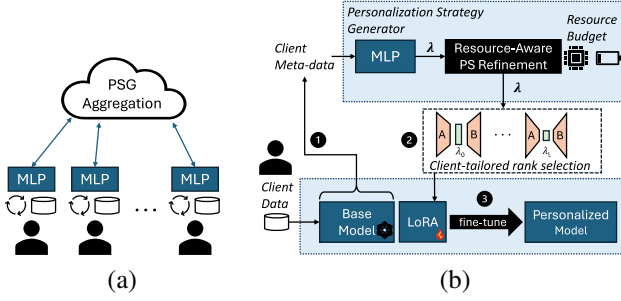


Figure 1: (a) We train our personalization strategy generator (PSG) using standard FL approaches. (b) FedP<sup>2</sup>EFT’s inference stage on a single client. ① Given the *base model* and the client’s train dataset, features are extracted and passed into our PSG to generate a PS,  $\lambda$ , for the client’s budget. ②  $\lambda$  is then used to initialize all LoRA modules before ③ the *base model* is personalized. The resulting personalized model is then used to evaluate on the client’s test samples.

includes off-the-shelf pretrained models, FL approaches that learn a single global model (McMahan et al. 2017; Oh, Kim, and Yun 2022), and even pFL approaches that deploy personalized layers, *e.g.*, monolingual tokenizer and embeddings (Iacob et al. 2025), personalized LoRA adapters (Wu et al. 2024; Yang et al. 2024b), and language embeddings (Silva, Tambwekar, and Gombolay 2023). Through our experiments (Section 4), we show that our method 1) largely outperforms both existing non-FL LoRA rank selection and FL-based learning-to-personalize techniques, and 2) complements well with a range of existing FL approaches.

## 2 Related Work

**Multilingual LLMs (MLLMs).** Existing efforts in multilingual LLMs often underperform on low-resource languages due to 1) data scarcity (Xu et al. 2024), 2) the model’s limited capacity to learn the intricacies of multiple languages (Conneau et al. 2020), and 3) negative transfer learning among languages (Wang, Lipton, and Tsvetkov 2020). Common ways to counteract these challenges include the use of separate vocabulary and embeddings (Artetxe, Ruder, and Yogatama 2020), hand-crafted adapters (Pfeiffer et al. 2020), automatic data annotation (Dubey et al. 2024), clustering and merging languages with similar representations (Chung et al. 2020), among other contributions (Wang et al. 2020; Conneau et al. 2019). Our work is orthogonal to these approaches and builds upon recent FL-based MLLMs (Iacob et al. 2025; Ye et al. 2024), which utilize FL to tap into previously inaccessible low-resource data sources.

**Personalized Federated Learning (pFL).** To obtain personalized client-specific models, various approaches have been proposed, including the use of personalized layers (Arivazhagan et al. 2019), meta-learning (Chen et al. 2018), model mixtures (Marfoq et al. 2021), hypernetworks (Shamsian et al. 2021), and transfer learning between global and local models (Shen et al. 2020). Some of these techniques have also been adopted for LLMs, *e.g.*, personalized LoRAs (Yang et al. 2024b), hypernetworks for client embeddings (Silva,

Tambwekar, and Gombolay 2023), and mixtures of LoRA experts (Zhang et al. 2024b). Our work complements these approaches as personalized models can benefit from further fine-tuning as shown in Section 4.4.

**Federated Hyperparameter Optimization (HPO).** Most federated approaches to HPO do not utilize the client dataset for personalized hyperparameters. Instead, they employ a single set of hyperparameters across all clients based on the local validation loss evaluated before FL (Zhou et al. 2023) or sample from federatedly learnt hyperparameter categorical distributions for each client (Khodak et al. 2021). An exception to this is FedL2P (Lee et al. 2023) which utilizes a PSG for personalized per-layer learning rates and batch normalization hyperparameters. While FedL2P has been shown to work well in standard small-scale image and speech benchmarks, their applicability to LLMs is unclear: i) LLMs don’t use batch normalization (BN), ii) LLMs often use adaptive optimizers, making learning rate a less sensitive hyperparameter for downstream performance. Learning the learning rates also require FedL2P to adopt expensive 2nd-order optimization methods as the learning rate is not a direct gradient of the loss, a limitation that is further aggravated with LLMs. We compare with FedL2P in our experiments.

**PEFT Structure Learning.** Contrary to the conventional approach of distributing uniform adapter modules across all layers, a recent line of work allows different LoRA ranks to be used across a model’s weight matrices. Using fine-grained per-layer rank selection, existing methods include SVD-based LoRA reformulation followed by importance-based rank assignment (Zhang et al. 2023), trainable rank-gating units (Ding et al. 2023), selectively employing parallel weight modules (Song et al. 2024), meta-learning-based (Zhang et al. 2024a) and black-box optimization techniques (Tribes et al. 2024), specialized training recipes for multi-rank LoRA modules that allow flexible extraction of a range of ranks (Valipour et al. 2023), and coarse-grained dropping of LoRA-enhanced layers (Yao et al. 2024). While these methods can be effective in centralized setups, they typically require an excessive number of optimization steps, which is prone to overfitting in FL settings, where clients have limited amount of data.

## 3 Our Approach

### 3.1 Preliminaries & Motivation

In pFL, the goal is to minimize each client’s local objective  $\mathbb{E}_{(x,y) \sim P^i} \mathcal{L}^i(\Phi^i; x, y)$  where  $P^i$  represents the data distribution of the  $i$ -th client,  $x$  and  $y$  are the input data and labels, respectively, and  $\mathcal{L}^i(\Phi^i; x, y)$  is the loss function for client  $i$  given model parameters  $\Phi^i$ . This is typically achieved via fine-tuning (Chen et al. 2022) a *base model*, with parameters  $\Phi_{BM}^i$  and a set of hyperparameters, *e.g.* learning rate. Note that  $\Phi_{BM}^i$  may differ across clients if it is already personalized, *e.g.* if  $\Phi_{BM}^i$  is obtained using a pFL algorithm.

Fine-tuning LLMs, however, is unprecedentedly compute and memory intensive, and prone to overfitting. As such, the majority of existing federated LLM works (Zhao et al. 2024; Sun et al. 2024) rely on PEFT methods, with LoRA (Hu et al. 2022) being a prevalent choice due to its efficiency

and performance. Specifically, for a frozen weight matrix  $W \in \mathbb{R}^{d \times e}$ , LoRA introduces low-rank matrices  $B \in \mathbb{R}^{d \times r}$  and  $A \in \mathbb{R}^{r \times e}$  where  $r \ll \min(d, e)$ . The adapted weights are then expressed as:  $W' = W + \frac{\alpha_{\text{LoRA}}}{r} BA$  where  $\alpha_{\text{LoRA}}$  is a hyperparameter and only  $B$  and  $A$  are trained during fine-tuning. Although effective, these FL works rely on a fixed hand-crafted PS, *e.g.*, a manually defined LoRA rank on hand-picked layers, for all clients, leading to suboptimal personalized models.

### 3.2 Personalized PEFT

We, instead, propose using a different PS for each client. Common hyperparameter choices from previous federated HPO approaches (Section 2) include learning rates and BN hyperparameters. While these hyperparameters have been shown to be effective for handling data heterogeneity in popular vision and speech benchmarks (Li et al. 2021, 2016; Arivazhagan et al. 2019), they are less consequential or not applicable when fine-tuning LLMs. This stems from the fact that LLMs are often fine-tuned using adaptive optimizers, *e.g.* Adam, which are more robust to the learning rate (Zhao et al. 2025), and BN layers are not typically used. A more critical hyperparameter choice shown to be effective, especially for cross-lingual transfer learning (Pfeiffer et al. 2020), is the PEFT adapter structure; specifically which layers to introduce LoRAs in and what ranks to utilize (Zhang et al. 2023, 2024a).

**Adapting BayesTune for LoRA Rank Selection.** We build upon BayesTune (Kim and Hospedales 2023), a Bayesian sparse model selection approach. Directly using BayesTune in our approach, however, will not only incur an intractable cost but also be difficult to optimize due to the high dimensionality of predicting per-parameter scaling coefficients (Appendix C). Hence, we adapt BayesTune by formulating PEFT personalization as a sparse LoRA rank selection problem and propose BayesTune-LoRA (BT-LoRA). Concretely, we introduce rank-wise latent variables  $\lambda \in \mathbb{R}^r$ ,  $\lambda_i > 0$ ,  $\forall i = 1, 2, \dots, r$  for each LoRA matrix:  $B\lambda A$ . Let  $\lambda = \{\lambda_{l,i}\}_{l=1}^L$  be the set of all  $\lambda$  where  $\lambda_{l,i}$  represents the rank-wise scales for layer  $l$  in a model with  $L$  LoRA modules (similarly for  $A$  and  $B$ ). Using BayesTune, the values for  $\theta = (\lambda, A, B)$  are optimized as:

$$\theta^* = \arg \min_{\theta} \mathcal{L}_{\text{CE}}(\theta; D) + \frac{\alpha_s}{N} \mathcal{L}_s(\lambda, B) + \frac{\alpha_p}{N} \mathcal{L}_p(\lambda) \quad (1)$$

where  $D = \{(x_i, y_i)\}_{i=1}^N$  is the train dataset,  $N$  the size of  $D$ ,  $\mathcal{L}_{\text{CE}}(\theta; D)$  the cross-entropy loss,  $\alpha_p$  and  $\alpha_s$  hyperparameters,  $\mathcal{L}_s$  the logarithm of the Laplace distribution (prior imposed on  $p(B|\lambda)^1$ ),  $f(\|B_{l,i}\|_1; \mu, b) = \frac{1}{2b} \exp\left(-\frac{\|B_{l,i}\|_1 - \mu}{b}\right)$  with  $\mu = 0$  ( $B$  is initialized to 0 in LoRA) and  $b = \lambda_{l,i}$ :

$$\mathcal{L}_s(\lambda, B) = \sum_l \sum_i^r \left( \log \lambda_{l,i} + \frac{\|B_{l,i}\|_1}{\lambda_{l,i}} + \log 2 \right) \quad (2)$$

<sup>1</sup>Unlike BayesTune, where every parameter is associated with its own prior scale, we use an ‘‘independent’’ Laplace prior where each  $\lambda_{l,i}$  applies to all entries of  $B_{l,i}$

and  $\mathcal{L}_p$  is the logarithm of the Gamma distribution (hyper-prior imposed on  $\lambda$ ),  $\mathcal{G}(\lambda_{l,i}; \alpha_g, \beta_g) = \frac{\beta_g^{\alpha_g}}{\Gamma(\alpha_g)} \lambda_{l,i}^{\alpha_g-1} e^{-\beta_g \lambda_{l,i}}$  where  $\alpha_g = 0.01$ ,  $\beta_g = 100$  following the hyperparameters set by the original authors<sup>2</sup>:

$$\mathcal{L}_p(\lambda) = \sum_l \sum_i^r (0.99 \cdot \log \lambda_{l,i} + 100 \cdot \lambda_{l,i} - 0.01 \log(100) + \log \Gamma(0.01)) \quad (3)$$

In practice, we can save computations by removing all constants and the duplicate term  $\log \lambda$ , resulting in the following approximated penalty losses:

$$\mathcal{L}_s(\lambda, B) = \sum_l \sum_i^r \frac{\|B_{l,i}\|_1}{\lambda_{l,i}} \quad (4)$$

$$\mathcal{L}_p(\lambda) = \sum_l \sum_i^r (\log \lambda_{l,i} + 100 \cdot \lambda_{l,i}) \quad (5)$$

**Intuition of  $\mathcal{L}_p$  and  $\mathcal{L}_s$ .**  $\mathcal{L}_p$  encourages small  $\lambda$  while  $\mathcal{L}_s$  encourages larger  $\lambda$  for larger LoRA  $B$  (per column) updates. Hence, minimizing the losses in Eq. (1) encourages larger  $\lambda$  in more significant ranks.

**Personalizing PEFT with BT-LoRA.** For each client, we attach BT-LoRA modules,  $\theta$ , to all linear layers of its *base model* with rank  $r_{\text{init}} = \alpha_{r\_mul} \cdot r_{\text{max target}}$  where  $r_{\text{max target}}$  is the maximum inference resource budget and  $r_{\text{init}}$  is the initial rank before pruning.  $\theta$  is then optimized using Adam (Kingma and Ba 2015) as per Eq. (1).<sup>3</sup>

After training, we freeze the resulting  $\lambda$  and use it for personalization. Specifically, given a resource budget (total rank budget) of  $r \cdot L$ , we prune  $\lambda$  by taking the top- $(r \cdot L)$  largest ranks, along with the corresponding rows of  $A$  and columns of  $B$ .<sup>4</sup> We then reinitialize the pruned  $A$  and  $B$  and perform standard fine-tuning on  $\mathcal{L}_{\text{CE}}$  with the frozen pruned  $\lambda$  to obtain the personalized model. Note that we only have to train  $\lambda$  once for all ranks  $\leq r_{\text{max target}}$ .

### 3.3 FedP<sup>2</sup>EFT: FL to Personalize PEFT

Overfitting often occurs when training an effective per-client PS in isolation due to limited client data. Following FedL2P (Lee et al. 2023), we mitigate this by federatedly learning a common PSG that generates client-wise PS. Concretely, we use a one hidden layer multilayer perceptron (MLP) with parameters  $\phi$  that takes as input the client meta-data and outputs an estimated PS:

$$\hat{\lambda} = \text{MLP}(\phi; E(h_0), SD(h_0), E(h_1), SD(h_1), \dots, E(h_{L-1}), SD(h_{L-1})) \quad (6)$$

<sup>2</sup> $\alpha_g$  and  $\beta_g$  do not need to be tuned. Details in Appendix C.

<sup>3</sup>BayesTune proposed using SGLD (Welling and Teh 2011), adding Gaussian noise to the gradient updates and sampling from the posterior distribution. Due to the challenges of estimating the full posterior distribution in FL settings, particularly with limited client data, we opt to find a point estimate.

<sup>4</sup>The LoRA module is discarded for layers where  $\|\lambda_l\|_1 = 0$

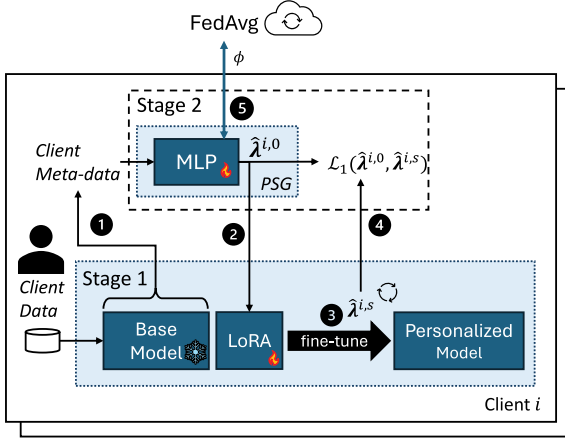


Figure 2: FedP2EFT’s federated training of PSG for each federated round. Details in Section. 3.3.

where  $h_{l-1}$  is the input feature to the  $l$ -th layer in the *base model*, and  $E(\cdot)$  and  $SD(\cdot)$  are the mean and standard deviation (SD), respectively.

In contrast to FedL2P, which adopts a computationally demanding meta-learning approach to train MLP, we take a two-stage strategy for each client: 1) first, learn  $\lambda$ , followed by 2) regression learning of MLP to target the learned  $\lambda$ .

**Federated Training of FedP2EFT.** Fig. 2 shows the entire FedP2EFT algorithm during federated training. For each federated round, each sampled participating client  $i$  receives  $\phi$  from the server and loads them into its MLP. They then ① perform a forward pass of the local train dataset on their *base model* and a forward pass of the MLP with the resulting features as per Eq. (6). ② The estimated  $\hat{\lambda}^i$  is plugged into our proposed BT-LoRA (Section 3.2) and ③ fine-tuning is performed as per Eq. (1) for  $s$  steps (Stage 1). ④ The resulting  $\hat{\lambda}^{i,s}$  is used as an approximated ground-truth for regression learning of MLP to target the learned  $\hat{\lambda}^{i,s}$ , where  $\mathcal{L}_1$  is the L1 loss (Stage 2). Finally, ⑤  $\phi$  is sent back to the server for aggregation. As there is no single aggregation method that outperforms all others in every situation (Matsuda et al. 2022; Chen et al. 2022; Ye et al. 2024), we utilize FedAvg (McMahan et al. 2017). The aggregated  $\phi$  is then sent to clients for the next round. To complement Figure 2, we provide Algorithm 1 in Appendix D.

The learned  $\phi$  is deployable to any client (*seen* or *unseen*) after federated training. Note that unlike FedL2P, which requires federated training for every target rank, FedP2EFT inherits the property of BT-LoRA; federated training is a one-time cost for all ranks  $\leq r_{\max \text{ target}}$ .

**Inference with FedP2EFT.** Fig. 1(b) shows how FedP2EFT personalizes PEFT for each client upon deployment. Given the learned MLP and the client’s *base model*, ① the client meta-data are retrieved (Eq. 6) and used to generate the client’s PS,  $\lambda$ . ② Given the client’s resource budget of total rank  $r \cdot L$ , we take the top- $(r \cdot L)$  largest ranks in  $\lambda$ , freeze them, and initialize our proposed BT-LoRA modules for all layers where  $\|\lambda_l\|_1 > 0$ . ③ The personalized LoRA ranks are

used for fine-tuning before merging back to the *base model* to obtain the final personalized model. To complement Figure 1(b), we provide Algorithm 2 in Appendix D.

## 4 Evaluation

We conduct experiments on multilingual scenarios, where clients with diverse high- and low-resource languages can collaboratively learn how to personalize a given base model to better cater to their language preferences. In all experiments, we divide clients in two pools, *seen* and *unseen*, where only the clients in the *seen* pool actively participate in federated training. We set the maximum number of communication rounds for training the PSG to 150, randomly sampling 10% of participating clients every round. We use Adam as the default optimizer for all our experiments. Unless mentioned otherwise, we show results for resource budget  $r = 2$  where the total rank budget is  $r \cdot L$  and leave results for other resource budgets  $r = 4, 8, 16$  in the Appendix. In the following subsections, we summarize the FL scenarios that we consider in our experiments, leaving comprehensive details in Appendix A.

### 4.1 Setup: Tasks, Models, and Datasets

**Text Classification.** We adopt the pretrained multilingual BERT (Devlin et al. 2018) (mBERT) for all text classification experiments. For datasets, we introduce additional data heterogeneity to the simulated FL setups, XNLI (Conneau et al. 2018) and MasakhaNEWS (Adelani et al. 2023), proposed in PE\_FL (Zhao et al. 2024).

For our XNLI setup, we sample 2k instances for train and 500 for test in each pool. In contrast to PE\_FL, which had 15 clients (1 client per language), we divide the data equally among 20 clients per language. We then adopt the latent Dirichlet allocation (LDA) partition method (Hsu, Qi, and Brown 2019),  $y \sim \text{Dir}(\alpha)$ , to simulate non-IID label shifts among these clients, with  $\alpha = 0.5$ . Hence, there is a total of 600 clients (15 languages  $\cdot$  20 clients  $\cdot$  2 pools), consisting of both label and feature heterogeneity.

For MasakhaNEWS, we first split the data in each of the 16 languages by half for each pool. Similar to our XNLI setup, we divide each language’s data equally among 10 clients and adopt LDA with  $\alpha = 0.5$ , resulting in 320 clients in total. Differing from our XNLI setup, each language varies in the amount of samples, adding another layer of data heterogeneity to the setup: quantity skew.

**Instruction-Tuning Generation.** We use pretrained MobileLLaMA-1.4B (Chu et al. 2023) and Llama-3.2-3B (Dubey et al. 2024), which are representative of commonly supported model sizes on high-end edge devices (Tan et al. 2024)<sup>5</sup>, and run experiments with them on the Fed-Aya dataset (Ye et al. 2024). Fed-Aya, a real-world FL dataset naturally partitioned by annotator ID, comprises 38 clients, 8 of whom we designate as our *unseen* pool. We split each client’s data 80%/20% for training and testing. Each client has up to 4 languages and Fig. 3 shows the predominant language (client’s most frequent language) distribution in our setup.

<sup>5</sup>Refer to Appendix Sec E for experiments with Llama-3.1-8B.

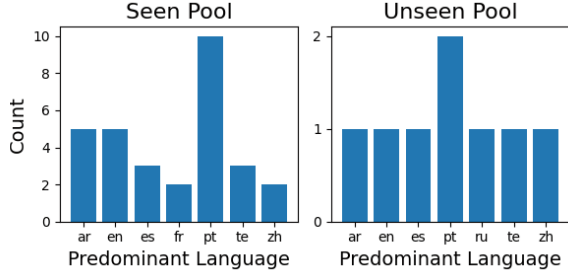


Figure 3: No. of clients by predominant language in our FedAya setup

Lan	LoRA	AdaLoRA	BT-LoRA	FedL2P	FedP <sup>2</sup> EFT
eng	90.4±0.1	89.9±0.0	89.9±0.0	90.7±0.6	<b>92.0±0.0</b>
som	60.1±0.3	59.4±0.3	59.6±0.3	61.0±1.2	<b>65.5±1.2</b>
run	81.4±0.5	81.2±0.3	81.4±0.0	82.0±0.9	<b>87.8±0.3</b>
fra	88.6±0.0	88.6±0.0	88.6±0.0	89.1±0.7	<b>93.5±0.2</b>
lin	83.5±0.5	82.8±0.0	83.1±0.5	83.9±0.0	<b>88.5±0.9</b>
ibo	79.8±0.2	79.0±0.0	79.0±0.0	79.7±0.2	<b>82.6±0.0</b>
amh	45.7±0.0	45.2±0.0	45.2±0.0	45.7±0.0	<b>52.0±0.2</b>
hau	75.8±0.0	75.0±0.1	75.2±0.0	76.7±1.1	<b>79.7±0.3</b>
pcm	96.0±0.0	96.0±0.0	96.0±0.0	96.0±0.0	<b>97.6±0.3</b>
swa	79.0±0.0	78.6±0.0	78.6±0.0	79.7±0.4	<b>84.7±0.5</b>
orm	64.2±0.0	64.0±0.3	64.0±0.3	64.4±0.3	<b>72.2±1.0</b>
xho	69.1±0.3	69.6±0.0	69.6±0.0	69.1±0.3	<b>76.3±0.6</b>
yor	79.2±0.2	78.9±0.2	79.0±0.0	79.7±0.6	<b>82.1±0.2</b>
sna	78.8±0.0	78.8±0.0	78.8±0.0	78.8±0.0	<b>81.3±0.7</b>
lug	67.6±0.0	67.6±0.0	67.6±0.0	67.9±0.4	<b>69.1±0.4</b>
tir	44.9±0.0	44.9±0.0	44.9±0.0	45.3±0.7	<b>63.5±0.3</b>

Table 1: Mean±SD Accuracy of each language across 3 different seeds for *seen* clients of our MasakhaNEWS setup ( $r = 2$ , see Appendix Table 7 for other  $r$  values). The pretrained model is trained using **Standard FL with full fine-tuning** and the resulting *base model* is personalized to each client given a baseline approach.

## 4.2 Setup: Complementary Approaches

FedP<sup>2</sup>EFT is compatible with off-the-shelf models and models trained with existing FL approaches. Concretely, given a pretrained model, we obtain a *base model* using one of the following approaches:

**Standard FL.** We further train the pretrained model federatedly on the *seen* pool, either using existing PEFT methods or full fine-tuning (Ye et al. 2024; Sun et al. 2024),

**Personalized FL (pFL).** We adopt two recent pFL works: *i*) FedDPA-T (Yang et al. 2024b), which learns per-client personalized LoRA modules in addition to global LoRA modules, and *ii*) DEPT (SPEC) (Iacob et al. 2025), which learns per-client personalized token and positional embeddings while keeping the rest of the model shared. The *base model* hence differs for each client.

**Off-the-shelf.** We use the pretrained model as the *base model* without additional training.

Lan	LoRA	AdaLoRA	BT-LoRA	FedL2P	FedP <sup>2</sup> EFT
eng	<b>90.7±0.0</b>	90.3±0.0	90.3±0.0	90.6±0.1	<b>90.7±0.1</b>
som	68.5±0.3	67.3±0.0	67.3±0.0	68.5±0.3	<b>72.1±0.6</b>
run	82.0±0.5	80.8±0.0	80.8±0.0	82.6±0.0	<b>88.4±0.3</b>
fra	84.4±0.0	84.4±0.0	84.4±0.0	84.4±0.0	<b>88.2±0.4</b>
lin	79.5±0.0	79.5±0.0	79.5±0.0	79.5±0.0	<b>86.4±0.0</b>
ibo	76.8±0.2	76.9±0.0	76.9±0.0	76.4±0.4	<b>81.5±0.4</b>
amh	46.3±0.0	46.3±0.0	45.9±0.2	46.8±0.8	<b>51.1±0.0</b>
hau	75.5±0.1	74.8±0.1	74.6±0.0	76.0±0.6	<b>79.5±0.3</b>
pcm	90.2±0.0	90.2±0.0	90.2±0.0	90.2±0.0	<b>93.7±0.3</b>
swa	75.6±0.3	75.9±0.2	75.5±0.2	75.9±0.4	<b>78.0±0.4</b>
orm	62.0±0.0	61.5±0.3	61.5±0.3	62.2±0.3	<b>73.0±0.5</b>
xho	64.2±0.6	64.2±0.3	63.8±0.0	64.4±0.9	<b>78.5±1.1</b>
yor	80.1±0.0	79.6±0.0	79.5±0.2	80.3±0.2	<b>83.7±0.2</b>
sna	74.6±0.0	74.6±0.0	74.4±0.2	74.8±0.3	<b>80.0±0.4</b>
lug	65.2±0.0	65.2±0.0	65.2±0.0	66.1±0.0	<b>69.6±0.0</b>
tir	41.9±0.0	41.9±0.0	42.6±0.0	41.9±0.0	<b>58.3±0.3</b>

Table 2: Mean±SD Accuracy of each language for *unseen* clients of our MasakhaNEWS setup ( $r = 2$ , see Appendix Table 8 for other  $r$  values). The pretrained model is trained using **Standard FL with full fine-tuning** and the *base model* is personalized to each client given a baseline approach.

## 4.3 Setup: Baselines

Given a *base model*, we compare FedP<sup>2</sup>EFT with existing fine-tuning and *learning to personalize* approaches. For each baseline, we either follow best practices recommended by the corresponding authors or employ a simple grid search and pick the best performing hyperparameters (Appendix A).

**LoRA PEFT.** We deploy LoRA (Hu et al. 2022) on all linear layers of the model with a fixed rank  $r$ .

**Non-FL Rank Selection.** We compare with AdaLoRA (Zhang et al. 2023) and our proposed LoRA-variant of BayesTune (Kim and Hospedales 2023), BT-LoRA (Section 3.2), which optimizes  $\lambda$  separately for each client.

**FL to Personalize.** We compare with FedL2P (Lee et al. 2023) which trains a MLP federatedly to output per-client learning rates for each LoRA module.

## 4.4 Results on Text Classification

We evaluate our approach in a typical FL setup, where the pretrained model is first trained using Standard FL with full fine-tuning and the resulting *base model* is then personalized to each client. Tables 1 & 2 show the mean and standard deviation (SD) of the accuracy for each language in our MasakhaNEWS setup for *seen* and *unseen* pool respectively (similarly for XNLI in Appendix Tables 15 & 16).

The results in all four tables show that federated *learning to personalize* methods (FedL2P and FedP<sup>2</sup>EFT) outperform the other baselines in most cases. Non-FL rank selection approaches (AdaLoRA and BT-LoRA), on the other hand, tend to overfit and/or struggle to learn an optimal rank structure given the limited number of samples in each client. Comparing FedL2P and FedP<sup>2</sup>EFT, FedP<sup>2</sup>EFT largely surpasses FedL2P with a few exceptions, indicating that learning to personalize LoRA rank structure is the better hyperparameter choice than personalizing learning rates; this finding is also

Lan	LoRA	AdaLoRA	BT-LoRA	FedL2P	FedP <sup>2</sup> EFT
bg	45.8±0.3	44.1±0.1	43.8±0.0	47.5±2.8	<b>64.4±0.2</b>
hi	42.8±0.2	41.2±0.0	40.6±0.0	44.5±3.2	<b>57.8±1.3</b>
es	48.7±0.2	47.5±0.1	47.2±0.0	50.3±2.9	<b>58.5±1.3</b>
el	50.9±0.1	50.0±0.0	50.0±0.0	51.5±1.4	<b>59.7±2.6</b>
vi	53.0±0.0	52.4±0.0	52.4±0.0	53.6±0.7	<b>60.8±0.7</b>
tr	48.0±0.3	46.5±0.1	46.2±0.0	50.1±2.8	<b>58.9±2.9</b>
de	49.9±0.1	48.0±0.0	47.4±0.2	50.9±2.6	<b>55.0±0.2</b>
ur	41.9±0.1	38.8±0.0	38.8±0.0	44.8±4.5	<b>63.7±0.2</b>
en	46.5±0.3	44.7±0.1	44.3±0.1	49.1±4.3	<b>55.9±0.2</b>
zh	44.4±0.2	42.2±0.0	41.6±0.0	46.5±4.0	<b>56.3±0.3</b>
th	42.5±0.2	40.7±0.1	40.5±0.1	44.4±3.7	<b>58.3±0.2</b>
sw	51.8±0.2	50.4±0.0	49.8±0.0	52.3±1.3	<b>59.5±0.5</b>
ar	46.9±0.2	45.0±0.0	44.7±0.1	48.4±3.0	<b>55.2±0.2</b>
fr	48.1±0.2	46.0±0.0	46.0±0.0	49.5±3.0	<b>57.5±0.2</b>
ru	50.5±0.2	48.8±0.0	48.1±0.2	51.6±2.3	<b>55.2±0.4</b>

Table 3: Mean±SD Accuracy of each language across 3 seeds for clients in the *seen* pool of our XNLI setup ( $r = 2$ , see Appendix Table 9 for other  $r$  values). The pretrained model is trained using **FedDPA-T** and the resulting *base model* is personalized to each client given a baseline approach. See Appendix Table 14 for results with **DEPT (SPEC)**.

aligned with recent LLM-based optimizer findings (Zhao et al. 2025), which shows that Adam’s performance is robust with respect to its learning rate.

**FedP<sup>2</sup>EFT’s pFL Compatibility.** Apart from Standard FL, we show that FedP<sup>2</sup>EFT can be plugged into existing pFL works that trains both a subset of the pretrained model and personalized layers for each client. Table 3 and Appendix Table 14 show that FedP<sup>2</sup>EFT outperforms baselines in almost all cases in our XNLI setup given a *base model* trained using FedDPA-T (Yang et al. 2024b) and DEPT(SPEC) (Iacob et al. 2025) respectively. In short, FedP<sup>2</sup>EFT can be integrated into a larger family of existing pFL approaches, listed in Section 2, to further improve personalization performance.

#### 4.5 Results on Instruction-Tuning Generation

We evaluate our approach on the more challenging real-world multilingual benchmark, Fed-Aya. Tables 4 and 5 show the average METEOR (Banerjee and Lavie 2005)/ROUGE-L (Lin 2004)<sup>6</sup> of each language given the off-the-shelf instruction finetuned Llama-3.2-3B (Llama-3.2-3B-Instruct) for *seen* and *unseen* clients respectively. Similarly, in Appendix Tables 17 and 18, we show the same tables given a pretrained MobileLLaMA-1.4B model trained using Standard FL with LoRA following the training recipe from FedLLM-Bench (Ye et al. 2024). These two models represent scenarios where the *base model* may or may not be trained using FL.

In all four tables, FedP<sup>2</sup>EFT outperforms baselines in most scenarios. We also observe that FedL2P mostly underperforms standard baselines, a phenomenon also observed for our XNLI setup when the *base model* is trained with FedDPA-T (Appendix Table 9). We hypothesize that the inner-loop

<sup>6</sup>Due to limited space, we include ROUGE-1 in the Appendix.

Lan	LoRA	AdaLoRA	BT-LoRA	FedL2P	FedP <sup>2</sup> EFT
te	<b>0.24/0.13</b>	<b>0.24/0.14</b>	<b>0.24/0.14</b>	0.23/0.13	<b>0.24/0.14</b>
ar	0.34/0.07	0.34/0.07	0.32/0.06	0.33/0.07	<b>0.37/0.08</b>
es	<b>0.39/0.39</b>	<b>0.39/0.40</b>	0.38/0.38	0.38/0.38	<b>0.39/0.39</b>
en	0.33/0.31	0.35/0.33	0.29/0.23	0.33/0.30	<b>0.37/0.36</b>
fr	0.29/0.30	0.29/0.29	0.29/0.29	0.29/0.30	<b>0.34/0.33</b>
zh	<b>0.11/0.12</b>	<b>0.11/0.12</b>	0.09/0.11	0.09/0.12	<b>0.11/0.12</b>
pt	0.38/0.41	0.38/0.41	0.37/0.39	0.38/0.40	<b>0.40/0.42</b>

Table 4: Avg. METEOR/ROUGE-L for *seen* clients in our Fed-Aya setup. ( $r = 2$ , see Appendix Table 10 for other  $r$  values) *Base model* is off-the-shelf Llama-3.2-3B-Instruct.

Lan	LoRA	AdaLoRA	BT-LoRA	FedL2P	FedP <sup>2</sup> EFT
te	0.16/0.08	<b>0.16/0.11</b>	<b>0.17/0.09</b>	0.16/0.11	<b>0.17/0.07</b>
ar	0.24/0.04	0.23/0.07	0.22/0.05	0.24/0.05	<b>0.26/0.05</b>
es	0.43/0.44	0.43/0.44	0.38/0.41	0.41/0.43	<b>0.44/0.48</b>
en	<b>0.32/0.25</b>	<b>0.32/0.25</b>	<b>0.32/0.24</b>	0.31/0.24	0.31/0.27
fr	<b>0.55/0.67</b>	<b>0.55/0.67</b>	0.40/0.33	0.40/0.33	0.22/0.22
zh	0.25/0.00	0.25/0.00	0.23/0.00	0.23/0.00	<b>0.28/0.01</b>
pt	<b>0.36/0.40</b>	0.33/0.40	0.31/0.36	0.34/0.39	0.35/0.41
ru	0.22/0.17	0.23/0.17	0.25/0.18	0.25/0.20	<b>0.34/0.27</b>

Table 5: Avg. METEOR/ROUGE-L for *unseen* clients in our Fed-Aya setup ( $r = 2$ , see Appendix Table 11 for other  $r$  values). *Base model* is off-the-shelf Llama-3.2-3B-Instruct.

optimization in FedL2P fail to reach a stationary point<sup>7</sup> due to the inherent task difficulty (Fed-Aya) or a less-performant *base model*, resulting in a sub-optimal hypergradient and downstream performance.

**FedP<sup>2</sup>EFT Limitations.** In some cases, FedP<sup>2</sup>EFT falls short, especially in the recall performance (ROUGE), such as Russian (*ru*) and French (*fr*) for *unseen* clients for both *base models* in most scenarios. These cases highlight two limitations of our approach:

*i)* Challenge with zero-shot transfer. *ru* is not seen by PSG during federated training; there are no *ru* samples, nor other languages similar to *ru*, in the *seen* pool, resulting in worse *ru* performance. Hence, we do not expect a similar outcome in datasets with a more diverse pool of clients.

*ii)* Predominant language dependence. None of the clients in the *unseen* pool have *fr* as a predominant language (Fig. 3). Because the number of predominant language samples heavily influences  $\lambda$ , the performance for *fr* is worse. This predominant language bias is quantified and future potential directions are discussed in Appendix Section E.

#### 4.6 Cost of FedP<sup>2</sup>EFT

Table 6 shows the mean latency and the peak memory usage across 100 runs on the first client in the *seen* pool for  $r = 16$  using an Nvidia A100 GPU. Non-FL baselines do not incur a federated training cost while FL approaches requires training the PSG. Comparing FedL2P and FedP<sup>2</sup>EFT, FedP<sup>2</sup>EFT does

<sup>7</sup>FedL2P relies on the implicit function theorem for hypergradient computation.

Federated Training			
Dataset (Model)	Approach	Mean Latency (s)	Peak Memory (GB)
XNLI	FedL2P	28.2	3.5
(mBERT)	FedP <sup>2</sup> EFT	3.4	3.1
Fed-Aya	FedL2P	226.5	32.2
(Llama-3 3B)	FedP <sup>2</sup> EFT	80.3	25.2

Inference			
Dataset (Model)	Approach	Mean Latency (s)	Peak Memory (GB)
XNLI (mBERT)	LoRA	3.1	2.6
	AdaLoRA	3.4	2.7
	BT-LoRA	2.4 <sup>+</sup> 3.1	3.1 <sup>+</sup> 2.7
	FedL2P	4.5	3.0
	FedP <sup>2</sup> EFT	4.4	2.7
Fed-Aya (Llama-3 3B)	LoRA	347.3	17.9
	AdaLoRA	423.9	18.8
	BT-LoRA	72.3 <sup>+</sup> 357.6	25.2 <sup>+</sup> 18.3
	FedL2P	380.0	19.8
	FedP <sup>2</sup> EFT	400.6	15.7

<sup>1</sup> One time cost per client for all targeted ranks

Table 6: Mean latency and memory costs across 100 runs of the first client in the *seen* pool using an NVIDIA A100 GPU.

not require second-order optimization, resulting in better efficiency. Note that FedL2P needs to be run for every  $r$  while FedP<sup>2</sup>EFT runs once for all targeted ranks.

For communication costs, not shown in the table, FedP<sup>2</sup>EFT is more costly as it predicts per LoRA rank while FedL2P predicts per layer. Nonetheless, these costs are negligible compared to running FL on the *base model*; FedL2P uses 0.02% and 0.002% and FedP<sup>2</sup>EFT uses 0.2% and 0.16% of the parameters of mBERT and Llama-3.2-3B respectively.

During inference, FL-based approaches incur an additional forward pass of *base model* and the PSG compared to non-FL approaches. Memory-wise, FedP<sup>2</sup>EFT results in the smallest memory footprint for autoregressive generation as the PSG learns not to attach LoRA modules  $\lambda_l = 0$  on some layers, skipping *matmul* operations entirely. More details discussions on cost can be found in Appendix B.

#### 4.7 Further Analysis

We further analyze  $\lambda$  and how they differ across languages. Surprisingly, we find that FedP<sup>2</sup>EFT learns language-agnostic rank structures. In other words, depending on the task and the *base model*, the rank structure of  $\lambda$  is fixed across languages. For instance, in the case where  $r = 2$ , FedP<sup>2</sup>EFT allocate ranks to dense layers instead of attention blocks. With more budget, *e.g.*,  $r = 16$ , FedP<sup>2</sup>EFT allocates more rank to either the query attention layer or the value attention layer depending on the setup. We show these rank structures across all setups for  $r = 2$  and  $r = 16$  in Appendix Fig. 5-14.

While the rank structure is the same across languages, the rank-wise scales (absolute values of  $\lambda$ ) differ. Following FedL2P, we visualize the difference in  $\lambda$  for different languages using the normalized mean distance,  $d(j, k)$ , be-




Figure 4: Cross-lingual  $\lambda$  distance in our XNLI setup (See Appendix Fig. 15 for our MasakhaNEWS setup). Each block shows the log-scale normalized average Euclidean distances between all pairs of clients’  $\lambda$  in their respective languages. The smaller the distance, the more similar  $\lambda$  is.

tween all clients pairs holding data for languages  $j$  and  $k$ . Fig. 4 and Appendix Fig. 15 show these distances for XNLI and MasakhaNEWS setup respectively. Specifically, the value of each block in each figure is computed as follows:  $\log(\frac{d(j,k)}{\sqrt{d(j,j)}\sqrt{d(k,k)}})$ . Hence, the smaller the distance, the more similar  $\lambda$  is between languages. The results are aligned with our intuition that similar languages have similar  $\lambda$ . For instance, the closest language to Urdu (*ur*) is Arabic (*ar*), both of which have the closest  $\lambda$  similarity (Fig. 4); likewise, for Tigrinya (*tir*) and Amharic (*amh*) in Appendix Fig. 15. We also observe that unrelated languages have similar  $\lambda$ , *e.g.*, Mandarin (*zh*) and Vietnamese (*vi*) share similar  $\lambda$  with the Indo-European languages (Fig. 4). This finding adds to existing evidence that leveraging dissimilar languages can sometimes benefit particular languages (Ye et al. 2024).

## 5 Conclusion

In this work, we tackle language personalization through FedP<sup>2</sup>EFT, a federated learning method that learns how to perform PEFT on heterogeneous data. We show that our proposed federated *learning-to-personalize* approach is easily pluggable to off-the-shelf LLMs and standard and personalized FL methods alike, surpassing other personalized fine-tuning baselines in most cases. Our results show that FedP<sup>2</sup>EFT automatically learns model- and task-specific language-agnostic LoRA rank structures as well as effective cross-lingual transfers, where both diverse low- and high-resource languages can share similar LoRA rank magnitudes. Despite clear advantages, our approach falls short in personalizing for each client’s minority languages, as the personalized solution is skewed towards their predominant language. Nonetheless, our work is a significant step towards successfully merging the benefits of multilingual learning and personalized FL.

## References

- Adelani, D. I.; Abbott, J.; Neubig, G.; D'souza, D.; Kreutzer, J.; Lignos, C.; Palen-Michel, C.; Buzaaba, H.; Rijhwani, S.; Ruder, S.; et al. 2021. MasakhaNER: Named entity recognition for African languages. *Transactions of the Association for Computational Linguistics*.
- Adelani, D. I.; Masiak, M.; Azime, I. A.; Alabi, J. O.; Tonja, A. L.; Mwase, C.; Ogundepo, O.; Dossou, B. F.; Oladipo, A.; Nixdorf, D.; et al. 2023. MasakhaNEWS: News Topic Classification for African languages. In *4th Workshop on African Natural Language Processing*.
- Arivazhagan, M. G.; Aggarwal, V.; Singh, A. K.; and Choudhary, S. 2019. Federated Learning with Personalization Layers. *arXiv preprint arXiv:1912.00818*.
- Artetxe, M.; Ruder, S.; and Yogatama, D. 2020. On the Cross-lingual Transferability of Monolingual Representations. In *Proceedings of the 58th Annual Meeting of the Association for Computational Linguistics*.
- Banerjee, S.; and Lavie, A. 2005. METEOR: An Automatic Metric for MT Evaluation with Improved Correlation with Human Judgments. In *Proceedings of the ACL Workshop on Intrinsic and Extrinsic Evaluation Measures for Machine Translation and/or Summarization*.
- Beutel, D. J.; Topal, T.; Mathur, A.; Qiu, X.; Fernandez-Marques, J.; Gao, Y.; Sani, L.; Li, K. H.; Parcollet, T.; de Gusmão, P. P. B.; et al. 2020. Flower: A friendly federated learning research framework. *arXiv preprint arXiv:2007.14390*.
- Chen, D.; Gao, D.; Kuang, W.; Li, Y.; and Ding, B. 2022. pFL-Bench: A Comprehensive Benchmark for Personalized Federated Learning. *Advances in Neural Information Processing Systems*.
- Chen, F.; Luo, M.; Dong, Z.; Li, Z.; and He, X. 2018. Federated Meta-Learning with Fast Convergence and Efficient Communication. *arXiv preprint arXiv:1802.07876*.
- Chu, X.; Qiao, L.; Lin, X.; Xu, S.; Yang, Y.; Hu, Y.; Wei, F.; Zhang, X.; Zhang, B.; Wei, X.; et al. 2023. MobileVLM: A Fast, Strong and Open Vision Language Assistant for Mobile Devices. *arXiv preprint arXiv:2312.16886*.
- Chung, H. W.; Garrette, D.; Tan, K. C.; and Riesa, J. 2020. Improving Multilingual Models with Language-Clustered Vocabularies. In *Proceedings of the 2020 Conference on Empirical Methods in Natural Language Processing*.
- Conneau, A.; Khandelwal, K.; Goyal, N.; Chaudhary, V.; Wenzek, G.; Guzmán, F.; Grave, E.; Ott, M.; Zettlemoyer, L.; and Stoyanov, V. 2019. Unsupervised Cross-lingual Representation Learning at Scale. In *Annual Meeting of the Association for Computational Linguistics*.
- Conneau, A.; Khandelwal, K.; Goyal, N.; Chaudhary, V.; Wenzek, G.; Guzmán, F.; Grave, E.; Ott, M.; Zettlemoyer, L.; and Stoyanov, V. 2020. Unsupervised Cross-lingual Representation Learning at Scale. In *Proceedings of the 58th Annual Meeting of the Association for Computational Linguistics*.
- Conneau, A.; Rinott, R.; Lample, G.; Williams, A.; Bowman, S. R.; Schwenk, H.; and Stoyanov, V. 2018. XNLI: Evaluating Cross-lingual Sentence Representations. In *Proceedings of the 2018 Conference on Empirical Methods in Natural Language Processing*.
- Devlin, J.; Chang, M.-W.; Lee, K.; and Toutanova, K. 2018. BERT: Pre-training of Deep Bidirectional Transformers for Language Understanding. *arXiv preprint arXiv:1810.04805*.
- Ding, N.; Lv, X.; Wang, Q.; Chen, Y.; Zhou, B.; Liu, Z.; and Sun, M. 2023. Sparse Low-rank Adaptation of Pre-trained Language Models. In *The 2023 Conference on Empirical Methods in Natural Language Processing*.
- Dubey, A.; Jauhri, A.; Pandey, A.; Kadian, A.; Al-Dahle, A.; Letman, A.; Mathur, A.; Schelten, A.; Yang, A.; Fan, A.; et al. 2024. The Llama 3 Herd of Models. *arXiv preprint arXiv:2407.21783*.
- Hsu, T.-M. H.; Qi, H.; and Brown, M. 2019. Measuring the Effects of Non-identical Data Distribution for Federated Visual Classification. *arXiv preprint arXiv:1909.06335*.
- Hu, E. J.; Shen, Y.; Wallis, P.; Allen-Zhu, Z.; Li, Y.; Wang, S.; Wang, L.; and Chen, W. 2022. LoRA: Low-Rank Adaptation of Large Language Models. *International Conference on Learning Representations*.
- Jacob, A.; Sani, L.; Kurmanji, M.; Shen, W. F.; Qiu, X.; Cai, D.; Gao, Y.; and Lane, N. D. 2025. DEPT: Decoupled Embeddings for Pre-training Language Models. In *International Conference on Learning Representations*.
- Jiang, Y.; Konečný, J.; Rush, K.; and Kannan, S. 2019. Improving Federated Learning Personalization via Model Agnostic Meta Learning. *arXiv preprint arXiv:1909.12488*.
- Khodak, M.; Tu, R.; Li, T.; Li, L.; Balcan, M.-F. F.; Smith, V.; and Talwalkar, A. 2021. Federated Hyperparameter Tuning: Challenges, Baselines, and Connections to Weight-Sharing. *Advances in Neural Information Processing Systems*.
- Kim, M.; and Hospedales, T. 2023. BayesTune: Bayesian Sparse Deep Model Fine-tuning. *Advances in Neural Information Processing Systems*.
- Kingma, D. P.; and Ba, J. 2015. Adam: A Method for Stochastic Optimization. In *International Conference on Learning Representations*.
- Kudo, T.; and Richardson, J. 2018. SentencePiece: A simple and language independent subword tokenizer and detokenizer for Neural Text Processing. In *Conference on Empirical Methods in Natural Language Processing*.
- Lee, R.; Kim, M.; Li, D.; Qiu, X.; Hospedales, T.; Huszár, F.; and Lane, N. 2023. FedL2P: Federated Learning to Personalize. *Advances in Neural Information Processing Systems*.
- Li, X.; Jiang, M.; Zhang, X.; Kamp, M.; and Dou, Q. 2021. FedBN: Federated Learning on Non-IID Features via Local Batch Normalization. In *International Conference on Learning Representations*.
- Li, Y.; Wang, N.; Shi, J.; Liu, J.; and Hou, X. 2016. Revisiting Batch Normalization For Practical Domain Adaptation. *arXiv preprint arXiv:1603.04779*.
- Lim, W. Y. B.; Luong, N. C.; Hoang, D. T.; Jiao, Y.; Liang, Y.-C.; Yang, Q.; Niyato, D.; and Miao, C. 2020. Federated Learning in Mobile Edge Networks: A Comprehensive Survey. *IEEE Communications Surveys & Tutorials*.

- Lin, C.-Y. 2004. ROUGE: A Package for Automatic Evaluation of Summaries. In *Text Summarization Branches Out*.
- Mansour, Y.; Mohri, M.; Ro, J.; and Suresh, A. T. 2020. Three Approaches for Personalization with Applications to Federated Learning. *arXiv preprint arXiv:2002.10619*.
- Marfoq, O.; Neglia, G.; Bellet, A.; Kameni, L.; and Vidal, R. 2021. Federated Multi-Task Learning Under a Mixture of Distributions. *Advances in Neural Information Processing Systems*.
- Matsuda, K.; Sasaki, Y.; Xiao, C.; and Onizuka, M. 2022. An Empirical Study of Personalized Federated Learning. *arXiv preprint arXiv:2206.13190*.
- McMahan, B.; Moore, E.; Ramage, D.; Hampson, S.; and y Arcas, B. A. 2017. Communication-Efficient Learning of Deep Networks from Decentralized Data. In *Artificial Intelligence and Statistics*.
- Moritz, P.; Nishihara, R.; Wang, S.; Tumanov, A.; Liaw, R.; Liang, E.; Elibol, M.; Yang, Z.; Paul, W.; Jordan, M. I.; et al. 2018. Ray: A Distributed Framework for Emerging {AI} Applications. In *13th USENIX symposium on operating systems design and implementation (OSDI 18)*, 561–577.
- Oh, J.; Kim, S.; and Yun, S.-Y. 2022. FedBABU: Towards Enhanced Representation for Federated Image Classification. In *International Conference on Learning Representations*.
- Pfeiffer, J.; Vulić, I.; Gurevych, I.; and Ruder, S. 2020. MAD-X: An Adapter-Based Framework for Multi-Task Cross-Lingual Transfer. In *Proceedings of the 2020 Conference on Empirical Methods in Natural Language Processing*.
- Rust, P.; Pfeiffer, J.; Vulić, I.; Ruder, S.; and Gurevych, I. 2021. How Good is Your Tokenizer? On the Monolingual Performance of Multilingual Language Models. In *Proceedings of the 59th Annual Meeting of the Association for Computational Linguistics and the 11th International Joint Conference on Natural Language Processing*.
- Shamsian, A.; Navon, A.; Fetaya, E.; and Chechik, G. 2021. Personalized Federated Learning Using Hypernetworks. In *International Conference on Machine Learning*.
- Shen, T.; Zhang, J.; Jia, X.; Zhang, F.; Huang, G.; Zhou, P.; Kuang, K.; Wu, F.; and Wu, C. 2020. Federated Mutual Learning. *arXiv preprint arXiv:2006.16765*.
- Silva, A.; Tambwekar, P.; and Gombolay, M. 2023. FedPerC: Federated Learning for Language Generation with Personal and Context Preference Embeddings. In *Findings of the Association for Computational Linguistics*.
- Singh, S.; Vargus, F.; Dsouza, D.; Karlsson, B. F.; Mahendiran, A.; Ko, W.-Y.; Shandilya, H.; Patel, J.; Mataciunas, D.; OMahony, L.; et al. 2024. Aya Dataset: An Open-Access Collection for Multilingual Instruction Tuning. *arXiv preprint arXiv:2402.06619*.
- Song, H.; Zhao, H.; Majumder, S.; and Lin, T. 2024. Increasing Model Capacity for Free: A Simple Strategy for Parameter Efficient Fine-tuning. In *The Twelfth International Conference on Learning Representations*.
- Sun, G.; Khalid, U.; Mendieta, M.; Wang, P.; and Chen, C. 2024. Exploring Parameter-Efficient Fine-Tuning to Enable Foundation Models in Federated Learning. In *IEEE International Conference on Big Data*.
- Tan, F.; Lee, R.; Łukasz Dudziak; Hu, S. X.; Bhattacharya, S.; Hospedales, T.; Tzimiropoulos, G.; and Martinezs, B. 2024. MobileQuant: Mobile-friendly Quantization for On-device Language Models. In *Conference on Empirical Methods in Natural Language Processing*.
- Tribes, C.; Benarroch-Lelong, S.; Lu, P.; and Kobzyev, I. 2024. Hyperparameter Optimization for Large Language Model Instruction-Tuning. In *Edge Intelligence Workshop AAAI*.
- Valipour, M.; Rezagholizadeh, M.; Kobzyev, I.; and Ghodsi, A. 2023. DyLoRA: Parameter-Efficient Tuning of Pre-trained Models using Dynamic Search-Free Low-Rank Adaptation. In *Proceedings of the 17th Conference of the European Chapter of the Association for Computational Linguistics (EACL)*.
- Wang, Z.; Karthikeyan, K.; Mayhew, S.; and Roth, D. 2020. Extending Multilingual BERT to Low-Resource Languages. In *Findings of the Association for Computational Linguistics: EMNLP*.
- Wang, Z.; Lipton, Z. C.; and Tsvetkov, Y. 2020. On Negative Interference in Multilingual Models: Findings and A Meta-Learning Treatment. In *Proceedings of the 2020 Conference on Empirical Methods in Natural Language Processing*.
- Welling, M.; and Teh, Y. W. 2011. Bayesian Learning via Stochastic Gradient Langevin Dynamics. In *Proceedings of the 28th International Conference on Machine Learning*.
- Wu, X.; Liu, X.; Niu, J.; Wang, H.; Tang, S.; and Zhu, G. 2024. FedLoRA: When Personalized Federated Learning Meets Low-Rank Adaptation.
- Xu, Y.; Hu, L.; Zhao, J.; Qiu, Z.; Ye, Y.; and Gu, H. 2024. A Survey on Multilingual Large Language Models: Corpora, Alignment, and Bias. *arXiv preprint arXiv:2404.00929*.
- Yang, Y.; Liu, X.; Gao, T.; Xu, X.; and Wang, G. 2024a. SA-FedLora: Adaptive Parameter Allocation for Efficient Federated Learning with LoRA Tuning. *arXiv preprint arXiv:2405.09394*.
- Yang, Y.; Long, G.; Shen, T.; Jiang, J.; and Blumenstein, M. 2024b. Dual-Personalizing Adapter for Federated Foundation Models. In *Advances in Neural Information Processing Systems*.
- Yao, K.; Gao, P.; Li, L.; Zhao, Y.; Wang, X.; Wang, W.; and Zhu, J. 2024. Layer-wise Importance Matters: Less Memory for Better Performance in Parameter-efficient Fine-tuning of Large Language Models. In *Findings of the Association for Computational Linguistics: EMNLP 2024*.
- Ye, R.; Ge, R.; Zhu, X.; Chai, J.; Du, Y.; Liu, Y.; Wang, Y.; and Chen, S. 2024. FedLLM-Bench: Realistic Benchmarks for Federated Learning of Large Language Models. In *Advances in Neural Information Processing Systems*.
- Zhang, Q.; Chen, M.; Bukharin, A.; He, P.; Cheng, Y.; Chen, W.; and Zhao, T. 2023. AdaLoRA: Adaptive Budget Allocation for Parameter-Efficient Fine-Tuning. In *The Eleventh International Conference on Learning Representations*.
- Zhang, R.; Qiang, R.; Somayajula, S. A.; and Xie, P. 2024a. AutoLoRA: Automatically Tuning Matrix Ranks in Low-Rank Adaptation Based on Meta Learning. In *Proceedings of the 2024 Conference of the North American Chapter of the Association for Computational Linguistics (NAACL)*.

Zhang, Y.; Qin, Z.; Wu, Z.; and Deng, S. 2024b. Personalized Federated Fine-Tuning for LLMs via Data-Driven Heterogeneous Model Architectures. *arXiv preprint arXiv:2411.19128*.

Zhao, R.; Morwani, D.; Brandfonbrener, D.; Vyas, N.; and Kakade, S. 2025. Deconstructing What Makes a Good Optimizer for Autoregressive Language Models. In *International Conference on Learning Representations*.

Zhao, W.; Chen, Y.; Lee, R.; Qiu, X.; Gao, Y.; Fan, H.; and Lane, N. D. 2024. Breaking Physical and Linguistic Borders: Multilingual Federated Prompt Tuning for Low-Resource Languages. In *International Conference on Learning Representations*.

Zhou, Y.; Ram, P.; Salonidis, T.; Baracaldo, N.; Samulowitz, H.; and Ludwig, H. 2023. Single-shot General Hyperparameter Optimization for Federated Learning. In *International Conference on Learning Representations*.

## A Detailed Experimental Setup

For reproducibility and completeness, we provide code, along with comprehensive details of all setups, datasets, tasks, models, baselines, and hyperparameters.

### A.1 Tasks, Datasets, and Data Partitioning

**XNLI (Conneau et al. 2018).** A natural language inference benchmark dataset for evaluating cross-lingual understanding covering 15 diverse languages including both high- and low-resources languages: English, French, Spanish, German, Greek, Bulgarian, Russian, Turkish, Arabic, Vietnamese, Thai, Chinese, Hindi, Swahili and Urdu. XNLI consists of premise-hypothesis pairs, labeled as entailment, contradiction, or neutral across different languages. We sample 2k instances from the XNLI train split and 500 instances from the test split for each pool. The data is then divided equally among 20 clients for each language using the latent Dirichlet allocation (LDA) partition with  $\alpha = 0.5$ . Hence, the total number of clients is 600 (15 languages  $\cdot$  20 clients per language  $\cdot$  2 pools).

**MasakhaNEWS (Adelani et al. 2023).** A news topic classification benchmark designed to address the lack of resources for African languages. It covers 2 high-resource languages, English and French, and 14 low-resource languages, namely Amharic, Hausa, Igbo, Lingala, Luganda, Naija, Oromo, Rundi, chiShona, Somali, Kiswahili, Tigrinya, isiXhosa, and Yorùbá. Each sample contains a headline, the body text, and one of the 7 labels: business, entertainment, health, politics, religion, sports, or technology. We first combine all samples from the MasakhaNEWS train and validation split to form our train set, and use the MasakhaNEWS test split as our test set. We then split both train and test in each of the 16 languages by half for each pool. Following our XNLI setup, we adopt LDA  $\alpha = 0.5$  and divide each language’s data equally into 10 clients. Hence, the total number of clients is 320 (16 languages  $\cdot$  10 clients per language  $\cdot$  2 pools). Note that unlike XNLI, the number of samples for each language differs, hence there is quantity skew across clients.

**Fed-Aya (Ye et al. 2024).** A federated instruction tuning benchmark, based on Aya (Singh et al. 2024), where the data is annotated by contributors and partitioned by annotator ID. Following FedLLM-Bench (Ye et al. 2024), we focus on 6 high-resource languages, English, Spanish, French, Russian, Portuguese, Chinese, and 2 low-resource languages, Arabic and Telugu. Additionally, we filter out the other languages from the dataset. Out of 38 clients, we select 8 for our *unseen* pool,  $\text{client\_ids} = [21, 22, 23, 24, 25, 26, 27, 34]$  and the rest goes into our *seen* pool. Each client can have up to 4 languages where the number of data samples can range from a hundred to over a thousand samples per client.

### A.2 Models, Tokenizers, and Data Preprocessing

**mBERT (Devlin et al. 2018).** We use the pretrained multilingual BERT with its WordPiece tokenizer for all sequence classification experiments, namely all XNLI and MasakhaNEWS setups with various *base models*. For both datasets, we use a training batch size of 32 and pad input tokens on the right to a max token length of 128 and 256 respectively.

**MobileLLaMA-1.4B (Chu et al. 2023).** We train a *base model* with a pretrained MobileLLaMA-1.4B with Standard FL using LoRA in our Fed-Aya setup. We use the default LLaMA tokenizer which is a BPE model based on sentence-piece (Kudo and Richardson 2018) and adopt the UNK token as the PAD token. During training, we use an effective batch size of 16 and pad right to the longest token in the batch up to a max token length of 1024. For evaluation, we use a batch size of 8, padding left instead, with greedy sampling up to a max new token length of 1024. We use the Alpaca template to format each prompt:

```
1 alpaca_template = """Below is an
   instruction that describes a task.
   Write a response that appropriately
   completes the request.

2
3 ### Instruction:
4 {}
5
6 ### Response: {}{}"""
```

**Llama-3.2-3B (Dubey et al. 2024).** We use the off-the-shelf Llama-3.2-3B-Instruct model as our *base model* and its default tokenizer which is a BPE model based on tiktoken<sup>8</sup>. Training and evaluation hyperparameters are the same as the ones we use for MobileLLaMA. The only two differences are 1) we add a PAD token ‘<pad>’, and 2) we use the Llama 3 instruction template instead:

```
1 llama3_instruct_template = """<|
   begin_of_text|><|start_header_id|>
   user<|end_header_id|>

2
3 {}<|eot_id|><|start_header_id|>assistant
   <|end_header_id|>

4
5 {}{}
6 """
```

### A.3 Complementary Approaches and Base Models

In this work, we experiment with different *base models* to show that FedP<sup>2</sup>EFT is complementary to a range of off-the-shelf models and models trained using existing FL approaches. In this section, we detail the different approaches we used to obtain these *base models*.

**Standard FL.** Standard FL involves training a single global model. Given a pretrained LLM, we run FedAvg on the *seen* pool of clients, where 10% of participating clients are sampled every round to train the model before sending the weights back for aggregation. In our XNLI and MasakhaNEWS setup, we do full fine-tuning of mBERT, setting each client’s learning rate to  $5e-5$  and running FedAvg for 100 rounds. In our Fed-Aya setup, we adopt the training recipe from FedLLM-Bench (Ye et al. 2024) for MobileLLaMA-1.4B, where we do PEFT with LoRA applied to query and value attention weights ( $r = 16$ ,  $\alpha_{\text{LoRA}} = 32$ , dropout = 0.05) for 200 rounds. We use the cosine learning rate decay over 200 rounds with initial learning rate  $2e^{-5}$  and minimum learning rate  $1e^{-6}$ .

**Personalized FL.** We train personalized *base models* using FedDPA-T (Yang et al. 2024b) and DEPT(SPEC) (Iacob

<sup>8</sup><https://github.com/openai/tiktoken>

et al. 2025) in our XNLI setup. FedDPA-T proposed having two separate LoRA adapters, one of which is shared (global) and the other is kept locally for each client (local). We adopted their training recipe for sequence classification, where the classifier is shared together with the global LoRA modules and the local LoRA modules stay local. LoRA modules are only applied to query and value attention weights ( $r=8$ ,  $\alpha_{lora} = 8$ , dropout=0.05). We set the learning rate to  $5e^{-5}$ .

DEPT (SPEC), on the other hand, proposed having personalized token and positional embeddings for each client. As DEPT was proposed for cross-silo FL, while we target cross-device FL, they assumed that each data source has an abundance of data to retrain the newly initialized embeddings. Hence, to adapt to the cross-device FL setting, we did not reinitialize the embeddings; each client fine-tunes their own embeddings starting from the pretrained mBERT embeddings. In other words, for each FL round, each client does full fine-tuning, sending weights of all layers except their own embeddings back to the server for aggregation. As with FedDPA-T, the learning rate is set to  $5e^{-5}$ .

**Off-the-shelf.** In our Fed-Aya setup, we use an off-the-shelf instruction finetuned Llama-3.2-3B-Instruct as our *base model*.

#### A.4 Baselines and FedP<sup>2</sup>EFT

To avoid an exponentially big search space, all hyperparameter tuning is done using simple grid search on our XNLI setup, with mBERT, and Fed-Aya setup, with MobileLLaMA as the *base model*. The best hyperparameters found are then used for MasakhaNEWS and Fed-Aya with Llama3 respectively.

**LoRA PEFT (Hu et al. 2022).** We search for the learning rate  $[1e^{-5}, 1e^{-4}, 1e^{-3}]$  and the number of epochs  $[1, 2, 3]$  and find that the learning rate  $1e^{-4}$  with 2 epochs had the best performance on the train set. We fixed  $\alpha_{lora} = 2r$ . To ensure a similar inference budget across baselines, we set the number of epochs to 2 for all our experiments.

**AdaLoRA (Zhang et al. 2023).** Similarly to LoRA, we search for the learning rate  $[1e^{-5}, 1e^{-4}, 1e^{-3}, 1e^{-2}]$ , the time interval between two budget allocations,  $\Delta_T$ ,  $[1, 10, 100]$  and the coefficient of the orthogonal regularization,  $\gamma$ ,  $[0.1, 0.5]$ . Within our search space, we find learning rate =  $1e^{-3}$ ,  $\Delta_T = 1.0$ , and  $\gamma = 0.1$  to be the best performing one. We run AdaLoRA once per resource budget  $r$ , setting the initial rank to be  $1.5 \times r$ , as recommended. We set the initial fine-tuning warmup steps and final fine-tuning steps to be 10% and 30% of the total steps respectively.

**BT-LoRA (Section 3.2).** For fair comparison with FedP<sup>2</sup>EFT, we use the same hyperparameters as FedP<sup>2</sup>EFT. This baseline, hence, is an ablation study of how much performance collaboratively learning a PSG adds.

**FedL2P (Lee et al. 2023).** As FedL2P requires a validation set for outer-loop bi-level optimization and federated early stopping, we split the train set of every client 80% train and 20% validation. Following FedL2P, we set the federated early stopping patience to 50 rounds, MLP hidden dimension is set to 100, the inner-loop learning rate to be the same as finetuning,  $1e^{-4}$ , and the hypergradient hyperparameters,  $Q = 3$ ,  $\psi = 0.1$  with hypergradient clamping of  $[-1, 1]$ . We

use Adam for both the inner-loop and outer-loop optimizers and search for the learning rate for the MLP (LRNet)  $[1e^{-5}, 1e^{-4}, 1e^{-3}]$  and the learnable post-multiplier learning rate  $\tilde{\eta}$   $[1e^{-4}, 1e^{-5}, 1e^{-6}]$ , picking  $1e^{-4}$  and  $1e^{-6}$  to be the best respectively. Finally, we use 3 outer-loop steps with an effective outer-loop batch size of 16.

**FedP<sup>2</sup>EFT (Section 3.3).** We set  $\alpha_{r.mul} = 2$ , our resulting  $r_{init}$  is, hence, 32 since our  $r_{max target} = 16$  for all experiments. Following our standard LoRA fine-tuning baseline, we adopt the same learning rate and  $\alpha_{lora}$ ,  $1e^{-4}$  and  $2r_{init}$  respectively. The learning rate of  $\lambda$ , on the other hand, is searched  $[1e^{-1}, 1e^{-2}, 1e^{-3}, 1e^{-4}]$ , and we pick  $1e^{-2}$  for all experiments. All  $\lambda$  values are initialized to  $1e^{-4}$ . The MLP hidden dimension is set to  $2 \times$  the input dimension, which is model dependent. We clamp the output of the MLP as well as  $\lambda$  with a minimum value of  $1e^{-4}$  in the forward pass during training. Following FedL2P, we use a straight-through estimator after clamping to propagate gradients. We initialize the weights of MLP with Xavier initialization using the normal distribution with a gain value of  $1e^{-6}$  and the bias with a constant  $1e^{-4}$ . Lastly, we set  $\alpha_s = 1e^{+2}$  and  $\alpha_p = 1e^{-2}$  for all experiments.

#### A.5 Experiments Compute Resource

We used Flower (Beutel et al. 2020)<sup>9</sup>, which uses Ray (Moritz et al. 2018)<sup>10</sup> for distributed training and inference, for all our experiments. Each experiment in our XNLI and MasakhaNEWS setup was run with 4 to 6 NVIDIA A40s GPUs, with each client running on 1 GPU at a time. Each FedP<sup>2</sup>EFT federated training run took less than an hour in total while FedL2P training run took a few hours for each rank budget. As accuracy is cheap to compute, each inference run only took a few minutes to evaluate on all clients. Our Fed-Aya setup with Llama-3.2-3B, on the other hand, took under a day to federatedly train FedP<sup>2</sup>EFT and 1-3 days to train FedL2P for each rank budget on 8 NVIDIA A100s 80GB. Due to the higher cost of auto-regressive generative runs compared to classification, each inference run took roughly 1-3 hours.

### B LoRA Rank Cost and Adaptability to Heterogeneous Devices

**LoRA Rank Cost.** In our experiments, we consider LoRA rank budgets of  $r = 2, 4, 8, 16$  where the total rank budget is  $r \cdot L$ . Our empirical results on an NVIDIA A40 show a relatively small increase of 0.3GB in memory and 2.4 seconds in runtime between  $r=2$  and  $r=16$ . This seemingly minor overhead can have major practical implications on devices with limited resources, such as laptops. Specifically, a 0.3GB memory footprint can be prohibitive on GPUs like QC Adreno 618 with typically only around 4GB of VRAM. We also predict a significant latency increase on mobile devices, as they lack the processing power and specialized hardware of larger systems and commonly are forced to offload parameters from RAM to the excessively slow-access flash memory,

<sup>9</sup><https://github.com/adap/flower>

<sup>10</sup><https://github.com/ray-project/ray>

underscoring the need for efficient LoRA rank selection in real-world deployments. In scenarios where resources become more abundant, the server can host multiple models of different sizes and simply switch to a larger *base model* instead of using a higher rank. Nonetheless, we emphasize that our focus is to generate personalized fine-tuning hyperparameters for any *base model* chosen by the user.

**Heterogeneous Devices Compatibility.** During federated training, we assume that all clients that partake in training (*seen* clients) have sufficient resources to train the full model and the max LoRA rank. Clients with fewer resources are assumed to be in the *unseen* pool. Extending the work to train the PSG over heterogeneous resources is interesting as it allows clients with fewer resources to partake in the training stage. However, it is out of scope and we leave it for future work. During inference, we show that our approach mostly outperforms existing baselines with varying LoRA rank budgets across different model sizes.

## C On BayesTune

BayesTune (Kim and Hospedales 2023) is a sparse fine-tuning approach that leverages a Bayesian framework to identify and update only the most important parameters of the model. It introduces a per-parameter scaling coefficient, where the magnitude of this coefficient governs the degree to which the corresponding parameter is updated during fine-tuning. These scaling coefficients, along with the model parameters, are explored and sampled from their posterior distribution using SGLD. To encourage sparsity, the Laplace and Gamma priors are imposed on the model parameters and their scaling coefficients respectively as discussed in Section 3.2.

**Motivation for Adapting BayesTune.** We adapt BayesTune for 2 reasons: 1) Most existing LoRA rank selection methods require separate runs for each rank resource budget while adapting BayesTune enables us to train only once for all targeted rank budgets. This is particularly useful as we only need to run the costly process of federated training once per base model. 2) The original proposed parameter-wise BayesTune is shown to be highly effective across a wide range of tasks, outperforming many existing pruning approaches and PEFT methods.

However, as mentioned in Section 3.2, directly using BayesTune in our approach will not only incur an intractable cost but also be difficult to optimize as the output dimension of our MLP will be too big and the likelihood of getting stuck in a suboptimal local minimum is high. This limitation can also be observed in existing FL hypernetwork approaches (Shamsian et al. 2021) where the experiments were constrained to learning the personalized parameters of a tiny LeNet-5. Similarly, the authors of FedL2P (Lee et al. 2023) found that extending these hypernetwork approaches to ResNet-18 is costly and often struggle to converge. To make federated hyperparameter optimization feasible, we scale down this output space by learning optimal LoRA rank coefficients instead. While doing so improves convergence stability, the output dimension scales linearly with the number of LoRA ranks, thereby also susceptible to the aforementioned limitation at higher ranks.

Besides limiting the output dimensionality through learning LoRA rank coefficients, we also opt to find a point estimate rather than a full characterization of the posterior distribution due to the limited number of data samples often found in cross-device FL. Doing so allows us to reduce the number of hyperparameters, namely SGLD’s noise schedule and level, to tune and simplify the optimization process, focusing valuable on-device computational resources on effectively learning the client-specific personalization strategy with the available limited data.

**Choice of  $\alpha_g$  and  $\beta_g$ .** Following BayesTune, we aim to yield sparse models by putting high density on small  $\lambda$  close to 0, penalizing  $\lambda$  that deviates from 0. To achieve this, the Gamma prior imposed on  $\lambda$  needs to meet several constraints: 1) it has mode close to 0 ( $\alpha_g < 1$  for mode=0) and, 2) it decays rapidly as  $\lambda$  grows (mean of Gamma,  $\frac{\alpha_g}{\beta_g} \approx 0$  and variance of Gamma,  $\frac{\alpha_g}{\beta_g^2} \approx 0$ ). The choice  $\alpha_g = 0.01$  and  $\beta_g = 100$  is good enough to meet these constraints. In the original BayesTune work, the authors found there isn’t substantial difference in the final performance as long as  $\alpha_g$ , and  $\beta_g$  satisfies the above constraints.

## D FedP<sup>2</sup>EFT Algorithms

Complementing the federated training and inference pipeline (Figure 2 and 1, respectively), this section details Algorithm 1 (federated training) and Algorithm 2 (inference).

---

### Algorithm 1: FedP<sup>2</sup>EFT: Federated Training

---

**Input:** A base model  $\Phi_{BM}^i$  with  $L$  layers for each client  $i$ .

```

1: initialize MLP  $\phi$ 
2: for each federated round do
3:   Random sample clients  $\tilde{C}$ 
4:   for client  $i \in \tilde{C}$  do
5:     send  $\phi$  to client
6:     Forward pass of local dataset to compute  $E(h_l), SD(h_l)$  for  $1 \leq l \leq L - 1$ 
7:     Compute  $\hat{\lambda}^{i,0}$  using  $\phi$  (Eq. 6)
8:     Initialize BayesTune-LoRA: Randomly initialize LoRA modules  $A^i B^i$  and plug  $\hat{\lambda}^{i,0}$  in them
9:      $\hat{\lambda}^{i,s} \leftarrow$  Finetune  $A^i, \hat{\lambda}^{i,0}, B^i$  for  $s$  steps, minimizing the losses in Eq. 1
10:     $\phi^i \leftarrow$  Finetune  $\phi$ , minimizing L1 loss  $\mathcal{L}_1(\hat{\lambda}^{i,0}, \hat{\lambda}^{i,s})$ 
11:    send  $\phi^i$  and num of data samples  $N$  to server
12:  end for
13:   $\phi \leftarrow \sum_i \tilde{C} \frac{N_i}{\sum N_i} \phi^i$ 
14: end for

```

**Output:**  $\phi$

---

### Algorithm 2: FedP<sup>2</sup>EFT: Inference

---

**Input:** A base model  $\Phi_{BM}^i$  with  $L$  layers for each client  $i$ . Learned MLP  $\phi$ .

```

1: for each client  $i$  do
2:   send  $\phi$  to client
3:   Forward pass of local dataset to compute  $E(h_l), SD(h_l)$  for  $1 \leq l \leq L - 1$ 
4:   Compute  $\hat{\lambda}^i$  using  $\phi$  (Eq. 6)
5:    $\hat{\lambda}^i \leftarrow$  Take top- $(r \cdot L)$  largest ranks of  $\hat{\lambda}^i$  and freeze them given total rank budget  $r \cdot L$ 
6:   Initialize BayesTune-LoRA for all layers  $||\lambda_l||_1 > 0$ 
7:   Finetune BayesTune-LoRA layers  $A^i, B^i$  with frozen  $\hat{\lambda}^i$  and obtain personalized model  $\Phi^i$ 
8: end for

```

**Output:**  $\Phi^i$

---

## E Additional Results

This section contains supplementary results and analyses, omitted from the main paper due to space limitations, that complement the presented findings.

**Popularity Bias.** In our work, we simply adopt FedAvg for aggregation. A potential known limitation of FedAvg-based approaches is popularity bias, where clients with larger datasets may disproportionately influence the model. To verify this, we measure the Pearson correlation coefficient between the number of train samples of each client and their personalized accuracy in our MasakhaNEWS setup and got a weak correlation of 0.23. Although quantity skew can bias clients with larger datasets, we also observe that some languages are “easier to learn” than others, hence requiring fewer samples and resulting in the observed weak correlation between dataset size and performance.

**Predominant Language Bias.** A limitation of FedP<sup>2</sup>EFT, as discussed in the main paper, is that  $\lambda$  is heavily influenced by the client’s predominant language. To quantify this bias, we correlated each client’s predominant language proportion with the disparity in performance gain between predominant and minority languages in our Llama-3 3B setup, finding moderate positive Pearson coefficients of 0.6 (ROUGE-1), 0.56 (ROUGE-L), and 0.52 (METEOR). Potential future directions to address this include extracting per-language (rather than per-client) metadata as input to the PSG, or exploring multi-adaptor approaches where each language receives a dedicated adaptor.

**Learned Rank Structures.** Fig. 7-14 show the language-agnostic rank structures under different budgets ( $r = 2$  and  $r = 16$ ) learnt by FedP<sup>2</sup>EFT for different setups as mentioned in Section 4.7. These plots illustrate the prioritization of layers for LoRA fine-tuning.

Note that while the rank structure is the same across languages, the strength of personalization, absolute value of  $\lambda$ , differs, as shown in Fig. 15 in this Section and Fig. 4 in the main paper. These two figures show the difference in  $\lambda$  across languages as described in Section 4.7. To sum up, the smaller the distance between two languages, represented as a block in the figure, the more similar their generated  $\lambda$  are. The results show that while similar languages sometimes exhibit similar  $\lambda$  values, unrelated languages also occasionally share similar  $\lambda$ , consistent with findings in the literature that leveraging dissimilar languages can be beneficial.

**Additional Quantitative Results.** We show **extended** results for 1) our MasakhaNEWS setup in Tables 7 and 8, 2) our XNLI setup with FedDPA-T used to pretrain the *base model* in Table 9, and 3) our Fed-Aya setup with off-the-shelf Llama3.2 3B in Tables 10 and 11 and off-the-shelf Llama3.1 8B in Tables 12 and 13 for *seen* and *unseen* clients respectively.

We also present additional results to supplement the results in the main paper, namely 1) our XNLI setup with Standard FL (full fine-tuning) used to pretrain the *base model* in Tables 15 and 16, 2) our XNLI setup to show that FedP<sup>2</sup>EFT is complementary with other pFL methods in Table 14, and 3) our Fed-Aya setup with MobileLLaMA as the *base model* in Tables 17 and 18.

r	2					4				
Lang.	LoRA	AdaLoRA	BT-LoRA	FedL2P	FedP <sup>2</sup> EFT	LoRA	AdaLoRA	BT-LoRA	FedL2P	FedP <sup>2</sup> EFT
eng	90.4±0.1	89.9±0.0	89.9±0.0	90.7±0.6	<b>92.0±0.0</b>	91.3±0.0	89.9±0.0	89.9±0.0	91.7±0.4	<b>92.0±0.4</b>
som	60.1±0.3	59.4±0.3	59.6±0.3	61.0±1.2	<b>65.5±1.2</b>	61.9±0.0	59.6±0.3	59.4±0.3	63.5±1.2	<b>67.1±0.6</b>
run	81.4±0.5	81.2±0.3	81.4±0.0	82.0±0.9	<b>87.8±0.3</b>	83.2±0.0	81.0±0.3	81.0±0.3	83.2±0.5	<b>86.3±0.0</b>
fra	88.6±0.0	88.6±0.0	88.6±0.0	89.1±0.7	<b>93.5±0.2</b>	89.1±0.0	88.6±0.0	88.6±0.0	90.8±1.0	<b>93.4±0.4</b>
lin	83.5±0.5	82.8±0.0	83.1±0.5	83.9±0.0	<b>88.5±0.9</b>	84.7±0.5	83.5±0.5	82.8±0.0	83.9±0.9	<b>91.2±1.4</b>
ibo	79.8±0.2	79.0±0.0	79.0±0.0	79.7±0.2	<b>82.6±0.0</b>	80.2±0.2	79.0±0.0	79.0±0.0	80.0±0.4	<b>82.6±0.8</b>
amh	45.7±0.0	45.2±0.0	45.2±0.0	45.7±0.0	<b>52.0±0.2</b>	47.3±0.0	45.2±0.0	45.2±0.0	47.7±1.4	<b>53.9±0.2</b>
hau	75.8±0.0	75.0±0.1	75.2±0.0	76.7±1.1	<b>79.7±0.3</b>	77.6±0.1	75.5±0.0	75.5±0.3	79.5±1.1	<b>81.7±0.7</b>
pcm	96.0±0.0	96.0±0.0	96.0±0.0	96.0±0.0	<b>97.6±0.3</b>	96.0±0.0	96.0±0.0	96.0±0.0	96.0±0.0	<b>98.5±0.3</b>
swa	79.0±0.0	78.6±0.0	78.6±0.0	79.7±0.4	<b>84.7±0.5</b>	79.8±0.3	78.6±0.0	78.7±0.2	81.5±1.0	<b>83.9±1.1</b>
orm	64.2±0.0	64.0±0.3	64.0±0.3	64.4±0.3	<b>72.2±1.0</b>	64.6±0.3	63.8±0.3	64.2±0.0	64.8±0.5	<b>72.8±0.5</b>
xho	69.1±0.3	69.6±0.0	69.6±0.0	69.1±0.3	<b>76.3±0.6</b>	69.4±0.3	69.6±0.0	69.6±0.0	71.6±2.0	<b>77.7±0.0</b>
yor	79.2±0.2	78.9±0.2	79.0±0.0	79.7±0.6	<b>82.1±0.2</b>	80.5±0.0	79.0±0.0	79.0±0.0	81.5±0.8	<b>82.1±0.2</b>
sna	78.8±0.0	78.8±0.0	78.8±0.0	78.8±0.0	<b>81.3±0.7</b>	78.8±0.0	78.8±0.0	78.8±0.0	78.8±0.0	<b>83.7±0.0</b>
lug	67.6±0.0	67.6±0.0	67.6±0.0	67.9±0.4	<b>69.1±0.4</b>	67.9±0.4	67.6±0.0	67.6±0.0	68.2±0.8	<b>74.5±0.4</b>
tir	44.9±0.0	44.9±0.0	44.9±0.0	45.3±0.7	<b>63.5±0.3</b>	45.8±0.3	44.9±0.0	44.9±0.0	46.3±0.6	<b>67.7±0.0</b>

r	8					16				
Lang.	LoRA	AdaLoRA	BT-LoRA	FedL2P	FedP <sup>2</sup> EFT	LoRA	AdaLoRA	BT-LoRA	FedL2P	FedP <sup>2</sup> EFT
eng	91.6±0.0	89.9±0.0	89.9±0.1	<b>91.9±0.3</b>	91.4±0.2	<b>91.9±0.1</b>	89.9±0.0	90.1±0.2	91.7±0.1	91.1±0.3
som	64.0±0.0	59.9±0.0	59.4±0.3	64.2±0.3	<b>68.0±1.0</b>	64.6±0.0	59.9±0.0	59.6±0.3	66.2±0.3	<b>67.8±0.8</b>
run	82.8±0.3	81.0±0.3	80.8±0.0	83.0±0.6	<b>85.1±0.0</b>	84.5±0.0	81.0±0.3	81.2±0.3	<b>85.1±0.5</b>	84.5±0.0
fra	90.8±0.2	88.6±0.0	88.6±0.0	91.2±0.6	<b>92.4±0.4</b>	91.5±0.0	88.6±0.0	88.6±0.0	<b>92.1±0.2</b>	91.3±0.2
lin	86.2±0.0	83.1±0.5	83.1±0.5	84.3±0.5	<b>92.0±0.0</b>	86.2±0.0	82.8±0.0	83.5±0.5	86.2±0.0	<b>92.0±0.0</b>
ibo	79.8±0.2	79.0±0.0	79.0±0.0	80.5±0.0	<b>81.9±0.2</b>	<b>81.5±0.0</b>	79.0±0.0	79.0±0.0	80.3±0.2	<b>81.5±0.4</b>
amh	49.8±0.2	45.2±0.0	45.2±0.0	48.6±0.7	<b>55.3±0.4</b>	<b>55.9±0.4</b>	45.2±0.0	45.2±0.0	54.8±1.1	52.0±0.2
hau	78.8±0.1	75.4±0.1	75.5±0.3	80.0±0.8	<b>82.7±0.3</b>	81.9±0.1	75.0±0.4	75.6±0.1	81.1±0.3	<b>83.4±0.4</b>
pcm	96.0±0.0	96.0±0.0	96.0±0.0	96.3±0.3	<b>98.7±0.0</b>	96.3±0.3	96.0±0.0	96.0±0.0	96.7±0.0	<b>98.2±0.3</b>
swa	81.8±0.5	78.8±0.2	78.7±0.2	82.5±0.8	<b>84.3±0.2</b>	<b>84.5±0.0</b>	78.8±0.2	78.6±0.0	83.9±0.4	82.5±0.7
orm	65.6±0.3	64.2±0.0	64.2±0.0	66.2±1.6	<b>73.2±0.6</b>	73.7±0.8	63.8±0.3	64.2±0.0	71.8±2.0	<b>76.5±0.5</b>
xho	72.3±0.6	69.6±0.0	69.6±0.0	72.1±1.4	<b>78.2±0.3</b>	73.2±0.3	69.6±0.0	69.4±0.3	75.7±0.0	<b>79.5±0.3</b>
yor	81.8±0.2	78.9±0.2	79.0±0.0	82.0±1.1	<b>84.7±0.5</b>	82.6±0.6	79.0±0.0	79.0±0.0	84.1±0.2	<b>84.4±0.0</b>
sna	79.9±0.0	78.8±0.0	78.8±0.0	79.2±0.5	<b>85.2±0.3</b>	80.8±0.3	78.8±0.0	78.8±0.0	80.6±0.7	<b>85.9±0.0</b>
lug	67.9±0.4	67.6±0.0	67.6±0.0	68.5±1.3	<b>74.2±0.4</b>	70.9±0.4	67.6±0.0	67.6±0.0	70.9±0.8	<b>75.4±0.4</b>
tir	44.9±0.0	44.9±0.0	44.9±0.0	47.8±3.6	<b>68.4±0.6</b>	52.9±0.0	44.9±0.0	44.9±0.0	57.8±4.9	<b>68.4±0.0</b>

Table 7: Full Mean±SD Accuracy of each language across 3 different seeds for *seen* clients of our MasakhaNEWS setup with ranks {2, 4, 8, 16}. The pretrained model is trained using **Standard FL with full fine-tuning** and the resulting *base model* is personalized to each client given a baseline approach.

r	2					4				
Lang.	LoRA	AdaLoRA	BT-LoRA	FedL2P	FedP <sup>2</sup> EFT	LoRA	AdaLoRA	BT-LoRA	FedL2P	FedP <sup>2</sup> EFT
eng	<b>90.7±0.0</b>	90.3±0.0	90.3±0.0	90.6±0.1	90.7±0.1	90.8±0.1	90.2±0.1	90.2±0.1	90.8±0.1	<b>90.9±0.4</b>
som	68.5±0.3	67.3±0.0	67.3±0.0	68.5±0.3	<b>72.1±0.6</b>	68.7±0.0	67.3±0.0	67.1±0.3	68.4±0.3	<b>72.6±0.3</b>
run	82.0±0.5	80.8±0.0	80.8±0.0	82.6±0.0	<b>88.4±0.3</b>	82.6±0.0	81.6±0.3	80.8±0.0	83.5±0.9	<b>87.0±0.0</b>
fra	84.4±0.0	84.4±0.0	84.4±0.0	84.4±0.0	<b>88.2±0.4</b>	84.4±0.0	84.2±0.2	84.4±0.0	85.5±1.2	<b>91.0±0.4</b>
lin	79.5±0.0	79.5±0.0	79.5±0.0	79.5±0.0	<b>86.4±0.0</b>	78.4±0.0	79.5±0.0	79.5±0.0	80.1±0.6	<b>87.9±0.5</b>
ibo	76.8±0.2	76.9±0.0	76.9±0.0	76.4±0.4	<b>81.5±0.4</b>	76.4±0.0	76.9±0.0	76.9±0.0	76.4±0.5	<b>81.4±0.5</b>
amh	46.3±0.0	46.3±0.0	45.9±0.2	46.8±0.8	<b>51.1±0.0</b>	47.9±0.0	46.5±0.2	46.3±0.0	48.7±0.8	<b>52.1±0.0</b>
hau	75.5±0.1	74.8±0.1	74.6±0.0	76.0±0.6	<b>79.5±0.3</b>	75.8±0.3	74.7±0.1	74.7±0.1	77.4±0.6	<b>81.6±0.1</b>
pcm	90.2±0.0	90.2±0.0	90.2±0.0	90.2±0.0	<b>93.7±0.3</b>	90.2±0.0	90.2±0.0	90.2±0.0	90.2±0.0	<b>94.8±0.0</b>
swa	75.6±0.3	75.9±0.2	75.5±0.2	75.9±0.4	<b>78.0±0.4</b>	76.0±0.0	75.8±0.2	75.2±0.0	76.7±0.2	<b>79.1±0.2</b>
orm	62.0±0.0	61.5±0.3	61.5±0.3	62.2±0.3	<b>73.0±0.5</b>	63.6±0.3	61.8±0.3	61.4±0.0	63.8±1.2	<b>74.0±0.3</b>
xho	64.2±0.6	64.2±0.3	63.8±0.0	64.4±0.9	<b>78.5±1.1</b>	65.5±0.3	63.8±0.0	63.8±0.0	67.8±2.0	<b>80.3±0.3</b>
yor	80.1±0.0	79.6±0.0	79.5±0.2	80.3±0.2	<b>83.7±0.2</b>	80.6±0.0	79.6±0.0	79.6±0.0	81.3±0.7	<b>83.5±0.0</b>
sna	74.6±0.0	74.6±0.0	74.4±0.2	74.8±0.3	<b>80.0±0.4</b>	74.8±0.3	74.6±0.0	74.6±0.0	76.0±0.8	<b>84.9±0.0</b>
lug	65.2±0.0	65.2±0.0	65.2±0.0	66.1±0.0	<b>69.6±0.0</b>	65.5±0.4	65.2±0.0	65.2±0.0	66.5±0.5	<b>77.1±0.8</b>
tir	41.9±0.0	41.9±0.0	42.6±0.0	41.9±0.0	<b>58.3±0.3</b>	41.9±0.0	42.2±0.3	42.4±0.3	43.8±1.8	<b>68.9±0.3</b>

r	8					16				
Lang.	LoRA	AdaLoRA	BT-LoRA	FedL2P	FedP <sup>2</sup> EFT	LoRA	AdaLoRA	BT-LoRA	FedL2P	FedP <sup>2</sup> EFT
eng	90.7±0.1	90.2±0.1	90.2±0.3	<b>90.8±0.1</b>	90.4±0.4	90.9±0.0	90.2±0.1	90.6±0.1	<b>91.1±0.3</b>	88.3±0.7
som	68.7±0.0	67.3±0.0	67.3±0.0	68.9±0.3	<b>73.7±0.3</b>	70.8±0.0	67.6±0.3	67.3±0.0	71.2±0.3	<b>74.8±0.6</b>
run	83.0±0.3	81.0±0.3	81.4±0.5	83.8±0.5	<b>89.2±0.3</b>	85.1±0.0	80.8±0.0	81.2±0.3	87.2±0.8	<b>88.4±0.3</b>
fra	84.8±0.0	84.4±0.0	84.2±0.2	85.6±0.8	<b>93.4±0.4</b>	87.4±0.2	84.4±0.0	84.4±0.0	87.2±0.7	<b>93.7±0.2</b>
lin	80.7±0.0	79.5±0.0	79.5±0.0	80.3±1.1	<b>89.4±0.5</b>	83.0±0.0	79.5±0.0	79.5±0.0	83.7±0.5	<b>89.4±0.5</b>
ibo	78.0±0.0	76.9±0.0	76.9±0.0	77.4±0.7	<b>79.7±0.6</b>	<b>80.5±0.0</b>	76.9±0.0	76.9±0.0	79.3±0.2	<b>80.5±0.0</b>
amh	50.0±0.0	46.3±0.0	46.3±0.0	49.3±1.2	<b>51.4±0.7</b>	50.4±0.2	46.1±0.2	46.1±0.2	<b>51.4±0.7</b>	51.1±0.4
hau	77.4±0.0	74.7±0.1	74.6±0.0	78.0±1.0	<b>81.1±0.3</b>	79.8±0.1	74.7±0.1	74.6±0.0	79.9±0.3	<b>80.2±0.3</b>
pcm	90.2±0.0	90.2±0.0	90.2±0.0	90.4±0.3	<b>96.1±0.0</b>	90.8±0.0	90.2±0.0	90.2±0.0	91.7±0.3	<b>96.5±0.3</b>
swa	76.9±0.0	75.6±0.0	75.3±0.2	76.9±0.0	<b>79.0±0.3</b>	76.9±0.0	75.6±0.3	75.6±0.3	77.7±0.9	<b>80.7±0.0</b>
orm	64.4±0.0	61.8±0.3	61.5±0.3	65.0±1.8	<b>77.1±0.3</b>	71.8±0.0	61.5±0.3	61.4±0.0	70.5±2.2	<b>78.9±1.0</b>
xho	66.9±0.3	63.5±0.3	64.0±0.3	68.5±1.4	<b>78.5±0.6</b>	71.8±0.9	64.0±0.3	64.0±0.3	75.2±3.3	<b>77.6±0.3</b>
yor	82.0±0.0	79.5±0.2	79.3±0.2	81.7±0.5	<b>82.8±0.2</b>	<b>83.2±0.2</b>	79.6±0.0	79.5±0.2	82.4±0.2	82.2±0.2
sna	76.6±0.2	74.6±0.0	74.6±0.0	76.9±1.0	<b>86.5±0.0</b>	80.2±0.7	74.6±0.0	74.6±0.0	79.5±0.4	<b>86.0±0.4</b>
lug	66.1±0.0	65.2±0.0	65.2±0.0	66.7±0.8	<b>77.4±0.4</b>	67.9±0.0	65.2±0.0	65.2±0.0	71.4±1.3	<b>77.4±0.8</b>
tir	43.4±0.0	42.2±0.3	42.4±0.3	45.1±1.9	<b>67.7±0.0</b>	52.0±0.7	42.4±0.3	42.2±0.3	55.6±4.8	<b>68.9±0.7</b>

Table 8: Mean±SD Accuracy of each language for *unseen* clients of our MasakhaNEWS setup. The pretrained model is trained using **Standard FL with full fine-tuning** and the resulting *base model* is personalized to each client given a baseline approach.

r	2					4				
Lang.	LoRA	AdaLoRA	BT-LoRA	FedL2P	FedP <sup>2</sup> EFT	LoRA	AdaLoRA	BT-LoRA	FedL2P	FedP <sup>2</sup> EFT
bg	45.8±0.3	44.1±0.1	43.8±0.0	47.5±2.8	<b>64.4±0.2</b>	48.7±0.4	44.0±0.0	44.0±0.0	48.7±2.4	<b>64.5±1.2</b>
hi	42.8±0.2	41.2±0.0	40.6±0.0	44.5±3.2	<b>57.8±1.3</b>	46.1±0.7	41.1±0.1	41.0±0.0	45.2±2.3	<b>64.0±1.0</b>
es	48.7±0.2	47.5±0.1	47.2±0.0	50.3±2.9	<b>58.5±1.3</b>	53.3±0.1	47.4±0.0	47.2±0.0	52.1±1.2	<b>64.4±0.9</b>
el	50.9±0.1	50.0±0.0	50.0±0.0	51.5±1.4	<b>59.7±2.6</b>	52.5±0.1	50.0±0.0	50.0±0.0	51.9±0.5	<b>63.1±0.4</b>
vi	53.0±0.0	52.4±0.0	52.4±0.0	53.6±0.7	<b>60.8±0.7</b>	53.3±0.1	52.4±0.0	52.4±0.0	53.9±0.3	<b>64.1±0.3</b>
tr	48.0±0.3	46.5±0.1	46.2±0.0	50.1±2.8	<b>58.9±2.9</b>	50.3±0.2	46.4±0.0	46.3±0.1	50.3±0.8	<b>64.9±0.7</b>
de	49.9±0.1	48.0±0.0	47.4±0.2	50.9±2.6	<b>55.0±0.2</b>	52.8±0.3	47.7±0.1	47.7±0.1	52.0±1.0	<b>63.3±1.7</b>
ur	41.9±0.1	38.8±0.0	38.8±0.0	44.8±4.5	<b>63.7±0.2</b>	46.1±0.2	38.8±0.0	38.8±0.0	47.0±3.7	<b>64.5±0.6</b>
en	46.5±0.3	44.7±0.1	44.3±0.1	49.1±4.3	<b>55.9±0.2</b>	51.7±0.2	44.5±0.1	44.5±0.1	50.7±2.6	<b>56.6±0.3</b>
zh	44.4±0.2	42.2±0.0	41.6±0.0	46.5±4.0	<b>56.3±0.3</b>	48.5±0.2	41.9±0.1	41.8±0.0	47.3±1.9	<b>63.9±1.2</b>
th	42.5±0.2	40.7±0.1	40.5±0.1	44.4±3.7	<b>58.3±0.2</b>	45.5±0.2	40.6±0.0	40.6±0.0	45.1±1.6	<b>62.6±1.7</b>
sw	51.8±0.2	50.4±0.0	49.8±0.0	52.3±1.3	<b>59.5±0.5</b>	53.3±0.1	50.3±0.1	50.0±0.0	52.7±0.5	<b>65.0±0.3</b>
ar	46.9±0.2	45.0±0.0	44.7±0.1	48.4±3.0	<b>55.2±0.2</b>	50.5±0.4	44.9±0.1	44.8±0.0	49.7±1.6	<b>64.1±0.8</b>
fr	48.1±0.2	46.0±0.0	46.0±0.0	49.5±3.0	<b>57.5±0.2</b>	50.3±0.1	46.0±0.0	46.0±0.0	51.2±2.3	<b>61.7±1.2</b>
ru	50.5±0.2	48.8±0.0	48.1±0.2	51.6±2.3	<b>55.2±0.4</b>	52.9±0.2	48.8±0.0	48.7±0.1	52.5±1.4	<b>61.8±0.7</b>

r	8					16				
Lang.	LoRA	AdaLoRA	BT-LoRA	FedL2P	FedP <sup>2</sup> EFT	LoRA	AdaLoRA	BT-LoRA	FedL2P	FedP <sup>2</sup> EFT
bg	55.8±0.2	43.8±0.0	44.1±0.1	52.2±0.6	<b>67.3±0.2</b>	64.7±0.1	43.9±0.1	44.6±0.0	54.5±1.9	<b>67.9±0.7</b>
hi	51.7±0.2	40.9±0.1	41.2±0.0	48.7±0.2	<b>66.6±0.3</b>	64.3±0.2	40.7±0.1	41.7±0.2	52.7±0.5	<b>67.0±0.4</b>
es	55.7±0.1	47.3±0.1	47.5±0.1	54.2±0.2	<b>68.9±0.4</b>	65.6±0.3	47.2±0.0	47.8±0.0	55.8±0.4	<b>69.5±0.6</b>
el	55.1±0.2	50.0±0.0	50.2±0.0	53.1±0.2	<b>65.0±0.4</b>	<b>65.3±0.2</b>	50.0±0.0	50.2±0.0	54.7±0.5	64.9±0.4
vi	54.4±0.0	52.4±0.0	52.4±0.0	54.3±0.1	<b>66.7±0.1</b>	63.8±0.0	52.4±0.0	52.9±0.1	55.7±1.1	<b>67.0±0.3</b>
tr	52.8±0.2	46.3±0.1	46.5±0.1	51.5±0.2	<b>67.8±0.3</b>	64.3±0.1	46.3±0.1	47.1±0.1	54.8±0.0	<b>68.0±0.0</b>
de	54.6±0.0	47.7±0.1	47.9±0.1	53.6±0.2	<b>67.1±0.2</b>	64.2±0.7	47.7±0.1	48.3±0.2	54.7±0.2	<b>67.2±0.4</b>
ur	57.5±0.1	38.8±0.0	39.1±0.1	51.0±0.9	<b>67.6±0.2</b>	64.8±0.2	38.8±0.0	40.6±0.0	57.7±2.8	<b>68.0±0.6</b>
en	55.5±0.1	44.4±0.0	44.9±0.1	54.3±0.2	<b>64.0±1.0</b>	57.9±2.5	44.3±0.1	45.4±0.0	55.7±0.1	<b>65.2±1.1</b>
zh	54.0±0.3	41.9±0.1	42.5±0.1	51.7±0.2	<b>67.7±0.4</b>	65.9±0.2	41.8±0.0	43.6±0.0	54.9±0.4	<b>67.6±0.2</b>
th	51.9±0.1	40.6±0.0	40.9±0.1	47.1±0.5	<b>66.5±0.1</b>	58.3±0.5	40.6±0.0	41.0±0.0	52.6±2.8	<b>66.6±0.6</b>
sw	54.1±0.1	50.0±0.0	50.5±0.1	53.6±0.2	<b>67.3±0.2</b>	65.1±0.2	50.0±0.0	50.8±0.0	53.9±0.4	<b>67.3±0.1</b>
ar	53.1±0.1	44.8±0.0	45.1±0.1	51.9±0.2	<b>67.6±0.3</b>	60.5±0.6	44.8±0.0	45.3±0.1	53.5±0.2	<b>67.8±0.3</b>
fr	56.3±0.1	46.0±0.0	46.1±0.1	52.9±0.3	<b>66.5±0.2</b>	64.5±0.5	46.0±0.0	46.6±0.0	55.6±2.1	<b>66.1±0.4</b>
ru	54.6±0.2	48.4±0.2	48.8±0.0	54.6±0.2	<b>69.3±0.2</b>	61.7±0.7	48.3±0.1	49.4±0.2	55.2±0.0	<b>69.9±0.2</b>

Table 9: Mean±SD Accuracy of each language across 3 different seeds for clients in the *seen* pool of our XNLI setup. The pretrained model is trained using **FedDPA-T** and the resulting *base model* is personalized to each client given a baseline approach.

r	2				
Lang.	LoRA	AdaLoRA	BT-LoRA	FedL2P	FedP <sup>2</sup> EFT
te	<b>0.24/0.14/0.13</b>	<b>0.24/0.14/0.14</b>	<b>0.24/0.14/0.14</b>	0.23/0.14/0.13	<b>0.24/0.14/0.14</b>
ar	0.34/0.07/0.07	0.34/0.07/0.07	0.32/0.06/0.06	0.33/0.07/0.07	<b>0.37/0.08/0.08</b>
es	<b>0.39/0.41/0.39</b>	<b>0.39/0.43/0.40</b>	0.38/0.41/0.38	0.38/0.40/0.38	<b>0.39/0.42/0.39</b>
en	0.33/0.38/0.31	0.35/0.40/0.33	0.29/0.28/0.23	0.33/0.37/0.30	<b>0.37/0.43/0.36</b>
fr	0.29/0.36/0.30	0.29/0.35/0.29	0.29/0.35/0.29	0.29/0.36/0.30	<b>0.34/0.41/0.33</b>
zh	<b>0.11/0.12/0.12</b>	<b>0.11/0.12/0.12</b>	0.09/0.11/0.11	0.09/ <b>0.12/0.12</b>	<b>0.11/0.12/0.12</b>
pt	0.38/0.45/0.41	0.38/0.45/0.41	0.37/0.43/0.39	0.38/0.44/0.40	<b>0.40/0.46/0.42</b>

---

r	4				
Lang.	LoRA	AdaLoRA	BT-LoRA	FedL2P	FedP <sup>2</sup> EFT
te	0.23/0.13/0.13	0.23/0.14/0.14	0.24/0.14/0.14	0.23/0.14/0.13	<b>0.25/0.15/0.15</b>
ar	0.35/ <b>0.07/0.07</b>	0.34/ <b>0.07/0.07</b>	0.33/0.06/0.06	0.34/ <b>0.07/0.07</b>	<b>0.37/0.07/0.07</b>
es	<b>0.40/0.44/0.41</b>	0.39/0.42/0.39	0.38/0.41/0.38	0.38/0.41/0.38	<b>0.40/0.43/0.40</b>
en	0.35/0.40/0.33	0.35/0.39/0.33	0.31/0.32/0.26	0.34/0.38/0.31	<b>0.38/0.44/0.36</b>
fr	0.30/0.37/0.30	0.29/0.35/0.29	0.29/0.36/0.30	0.29/0.36/0.31	<b>0.34/0.40/0.32</b>
zh	<b>0.11/0.12/0.12</b>	<b>0.11/0.12/0.12</b>	<b>0.11/0.12/0.12</b>	0.10/ <b>0.13/0.12</b>	<b>0.11/0.12/0.12</b>
pt	<b>0.40/0.46/0.42</b>	0.38/0.45/0.41	0.37/0.44/0.40	0.39/ <b>0.46/0.42</b>	<b>0.40/0.46/0.42</b>

---

r	8				
Lang.	LoRA	AdaLoRA	BT-LoRA	FedL2P	FedP <sup>2</sup> EFT
te	<b>0.24/0.14/0.13</b>	<b>0.24/0.14/0.14</b>	<b>0.24/0.14/0.14</b>	0.23/0.14/0.13	<b>0.24/0.15/0.14</b>
ar	0.36/0.07/0.07	0.33/0.06/0.06	0.34/0.07/0.07	0.34/0.07/0.07	<b>0.37/0.08/0.08</b>
es	0.40/0.43/0.40	0.39/0.42/0.39	0.40/0.43/0.40	0.38/0.42/0.39	<b>0.41/0.44/0.41</b>
en	0.36/0.42/0.35	0.34/0.39/0.32	0.33/0.35/0.28	0.35/0.41/0.34	<b>0.38/0.44/0.37</b>
fr	0.30/0.37/0.30	0.29/0.36/0.29	0.30/0.36/0.30	0.30/0.37/0.31	<b>0.34/0.40/0.32</b>
zh	<b>0.12/0.13/0.12</b>	0.10/0.12/ <b>0.12</b>	0.11/0.12/ <b>0.12</b>	0.10/0.12/ <b>0.12</b>	<b>0.12/0.12/0.12</b>
pt	<b>0.40/0.46/0.42</b>	0.37/0.44/0.40	0.38/0.45/0.41	0.39/ <b>0.46/0.42</b>	<b>0.40/0.46/0.41</b>

---

r	16				
Lang.	LoRA	AdaLoRA	BT-LoRA	FedL2P	FedP <sup>2</sup> EFT
te	<b>0.24/0.14/0.14</b>	0.23/ <b>0.14/0.13</b>	<b>0.24/0.14/0.13</b>	0.23/ <b>0.14/0.14</b>	<b>0.24/0.14/0.14</b>
ar	0.36/0.07/0.07	0.32/0.07/0.07	0.36/ <b>0.08/0.08</b>	0.35/0.06/0.06	<b>0.37/0.07/0.07</b>
es	0.39/0.42/0.39	0.38/0.41/0.39	0.40/0.43/0.40	0.39/0.42/0.38	<b>0.42/0.45/0.41</b>
en	0.36/0.42/0.35	0.33/0.37/0.30	0.35/0.40/0.33	0.37/0.44/ <b>0.37</b>	<b>0.39/0.45/0.37</b>
fr	0.33/0.39/ <b>0.32</b>	0.28/0.36/0.30	0.30/0.36/0.30	0.33/0.38/0.29	<b>0.34/0.40/0.32</b>
zh	<b>0.12/0.12/0.12</b>	0.10/0.12/0.12	<b>0.12/0.12/0.12</b>	0.09/0.12/0.12	0.11/ <b>0.13/0.13</b>
pt	0.40/ <b>0.47/0.42</b>	0.37/0.44/0.40	0.40/0.46/ <b>0.42</b>	0.40/0.45/0.41	<b>0.41/0.46/0.42</b>

Table 10: Avg. METEOR/ROUGE-1/ROUGE-L for *seen* clients in our Fed-Aya setup. *Base model* is off-the-shelf Llama-3.2-3B-Instruct.

r	2				
Lang.	LoRA	AdaLoRA	BT-LoRA	FedL2P	FedP <sup>2</sup> EFT
te	0.16/0.09/0.08	0.16/0.11/ <b>0.11</b>	<b>0.17</b> /0.09/0.09	0.16/ <b>0.12/0.11</b>	<b>0.17</b> /0.07/0.07
ar	0.24/0.05/0.04	0.23/ <b>0.07/0.07</b>	0.22/0.05/0.05	0.24/0.05/0.05	<b>0.26</b> /0.05/0.05
es	0.43/0.49/0.44	0.43/0.50/0.44	0.38/0.46/0.41	0.41/0.48/0.43	<b>0.44/0.53/0.48</b>
en	<b>0.32</b> /0.31/0.25	<b>0.32</b> /0.31/0.25	<b>0.32</b> /0.31/0.24	0.31/0.30/0.24	0.31/ <b>0.33/0.27</b>
fr	<b>0.55/0.67/0.67</b>	<b>0.55/0.67/0.67</b>	0.40/0.33/0.33	0.40/0.33/0.33	0.22/0.22/0.22
zh	0.25/0.00/0.00	0.25/0.00/0.00	0.23/0.00/0.00	0.23/0.00/0.00	<b>0.28/0.01/0.01</b>
pt	<b>0.36</b> /0.42/0.40	0.33/0.41/0.40	0.31/0.37/0.36	0.34/0.40/0.39	0.35/ <b>0.43/0.41</b>
ru	0.22/0.18/0.17	0.23/0.18/0.17	0.25/0.18/0.18	0.25/0.20/0.20	<b>0.34/0.29/0.27</b>
r	4				
Lang.	LoRA	AdaLoRA	BT-LoRA	FedL2P	FedP <sup>2</sup> EFT
te	0.15/0.09/0.08	0.16/0.08/0.08	<b>0.17/0.10/0.10</b>	0.16/0.06/0.06	0.16/0.07/0.07
ar	0.25/0.03/0.03	0.22/ <b>0.06/0.06</b>	0.23/0.06/0.06	0.25/0.04/0.03	<b>0.26</b> /0.04/0.04
es	0.42/0.48/0.43	0.43/0.49/0.44	0.39/0.46/0.41	0.43/0.50/0.44	<b>0.46/0.56/0.51</b>
en	<b>0.34</b> /0.33/0.26	0.32/0.31/0.25	0.32/0.31/0.24	0.32/0.31/0.25	0.32/ <b>0.34/0.28</b>
fr	<b>0.55/0.67/0.67</b>	<b>0.55/0.67/0.67</b>	0.40/0.33/0.33	<b>0.55/0.67/0.67</b>	0.40/0.33/0.33
zh	0.26/0.00/0.00	0.25/0.00/0.00	0.23/0.00/0.00	0.25/0.00/0.00	<b>0.29/0.01/0.01</b>
pt	<b>0.36</b> /0.42/0.40	0.35/0.42/ <b>0.41</b>	0.32/0.38/0.36	0.34/0.42/ <b>0.41</b>	0.35/ <b>0.43/0.41</b>
ru	0.24/0.16/0.15	0.24/ <b>0.17/0.17</b>	0.24/ <b>0.17/0.17</b>	0.23/ <b>0.17</b> /0.16	<b>0.25</b> /0.15/0.15
r	8				
Lang.	LoRA	AdaLoRA	BT-LoRA	FedL2P	FedP <sup>2</sup> EFT
te	0.16/0.08/0.08	0.16/ <b>0.10/0.10</b>	0.16/0.07/0.07	0.16/0.06/0.06	<b>0.17</b> /0.09/0.09
ar	0.27/0.05/0.05	0.22/0.06/0.06	0.24/0.07/0.07	0.25/0.04/0.04	<b>0.28/0.08/0.08</b>
es	0.43/0.51/0.46	0.41/0.49/0.43	0.41/0.48/0.44	0.43/0.50/0.45	<b>0.50/0.58/0.52</b>
en	0.34/0.33/0.27	0.32/0.31/0.25	0.33/0.31/0.25	<b>0.35</b> /0.33/0.26	0.34/ <b>0.37/0.30</b>
fr	<b>0.57</b> /0.67/0.67	0.32/0.50/0.50	0.40/0.33/0.33	0.33/ <b>0.75/0.75</b>	0.27/0.28/0.28
zh	0.26/0.00/0.00	0.25/0.00/0.00	0.25/0.00/0.00	0.26/0.00/0.00	<b>0.32/0.02/0.02</b>
pt	0.35/0.43/0.41	0.34/0.42/0.40	0.35/0.40/0.38	0.34/0.43/0.41	<b>0.36/0.44/0.42</b>
ru	0.23/ <b>0.18/0.18</b>	0.24/0.17/0.16	0.25/0.17/0.16	0.23/0.15/0.15	<b>0.28</b> /0.12/0.12
r	16				
Lang.	LoRA	AdaLoRA	BT-LoRA	FedL2P	FedP <sup>2</sup> EFT
te	0.16/ <b>0.09/0.09</b>	0.14/0.07/0.07	0.15/0.06/0.06	0.16/0.07/0.07	<b>0.17</b> /0.08/0.08
ar	0.26/0.04/0.04	0.21/0.04/0.04	0.24/0.03/0.03	0.26/ <b>0.09/0.08</b>	<b>0.28</b> /0.08/0.08
es	0.43/0.52/0.47	0.41/0.49/0.44	0.43/0.50/0.45	0.42/0.50/0.48	<b>0.49/0.57/0.51</b>
en	0.31/0.33/0.28	0.32/0.31/0.25	0.32/0.31/0.25	0.34/0.37/ <b>0.31</b>	<b>0.34/0.38/0.31</b>
fr	<b>0.41</b> /0.36/0.36	0.38/0.29/0.29	0.39/0.31/0.31	<b>0.41/0.39/0.39</b>	0.26/0.26/0.26
zh	0.27/0.00/0.00	0.24/0.00/0.00	0.25/0.00/0.00	0.25/0.01/0.01	<b>0.33/0.04/0.03</b>
pt	<b>0.35/0.43/0.41</b>	0.33/0.41/0.39	0.34/0.39/0.37	0.33/0.39/0.37	<b>0.35/0.43/0.41</b>
ru	0.28/ <b>0.20/0.20</b>	0.23/0.17/0.17	0.26/0.19/0.19	0.26/0.14/0.14	<b>0.33</b> /0.19/0.16

Table 11: Avg. METEOR/ROUGE-1/ROUGE-L for *unseen* clients in our Fed-Aya setup. *Base model* is off-the-shelf Llama-3.2-3B-Instruct.

r	2			
Lang.	LoRA	AdaLoRA	BT-LoRA	FedP <sup>2</sup> EFT
te	0.24/0.15/0.14	0.24/0.15/ <b>0.15</b>	0.24/0.14/0.14	<b>0.25/0.16/0.15</b>
ar	<b>0.34/0.07/0.07</b>	0.33/ <b>0.07/0.07</b>	0.32/0.06/0.06	<b>0.34/0.07/0.07</b>
es	0.38/0.42/0.39	0.39/0.42/ <b>0.40</b>	0.37/0.41/0.38	<b>0.40/0.43/0.40</b>
en	0.36/0.41/0.34	0.37/0.43/0.35	0.32/0.33/0.27	<b>0.40/0.45/0.38</b>
fr	0.30/0.37/0.31	0.32/0.39/0.32	0.29/0.36/0.30	<b>0.33/0.40/0.33</b>
zh	0.10/ <b>0.13/0.13</b>	<b>0.11/0.13/0.13</b>	0.10/ <b>0.13/0.12</b>	0.10/ <b>0.13/0.12</b>
pt	<b>0.41/0.48/0.44</b>	0.40/0.47/0.43	0.39/0.46/0.42	<b>0.41/0.48/0.44</b>

---

r	4			
Lang.	LoRA	AdaLoRA	BT-LoRA	FedP <sup>2</sup> EFT
te	0.24/0.15/ <b>0.15</b>	0.24/0.15/ <b>0.15</b>	0.25/0.15/ <b>0.15</b>	<b>0.26/0.16/0.15</b>
ar	0.35/ <b>0.07/0.07</b>	0.33/ <b>0.07/0.07</b>	0.33/ <b>0.07/0.07</b>	<b>0.36/0.07/0.07</b>
es	<b>0.40/0.43/0.40</b>	0.39/0.42/0.39	0.38/0.42/0.39	<b>0.40/0.44/0.40</b>
en	0.38/0.43/0.36	0.36/0.41/0.34	0.34/0.37/0.30	<b>0.41/0.47/0.39</b>
fr	0.32/0.39/ <b>0.33</b>	0.29/0.37/0.31	0.30/0.37/0.31	<b>0.34/0.41/0.33</b>
zh	<b>0.11/0.14/0.14</b>	<b>0.11/0.13/0.13</b>	<b>0.11/0.13/0.13</b>	<b>0.11/0.13/0.13</b>
pt	0.41/ <b>0.48/0.44</b>	0.40/0.46/0.43	0.40/0.46/0.42	<b>0.42/0.48/0.44</b>

---

r	8			
Lang.	LoRA	AdaLoRA	BT-LoRA	FedP <sup>2</sup> EFT
te	0.25/ <b>0.15/0.15</b>	0.24/ <b>0.15/0.15</b>	0.25/ <b>0.15/0.15</b>	<b>0.26/0.15/0.15</b>
ar	0.35/0.07/0.07	0.32/0.07/0.07	0.35/0.07/0.07	<b>0.37/0.08/0.08</b>
es	<b>0.40/0.43/0.40</b>	0.38/0.41/0.39	0.38/0.42/0.39	<b>0.40/0.43/0.40</b>
en	0.39/0.45/0.37	0.36/0.40/0.33	0.36/0.41/0.34	<b>0.41/0.47/0.39</b>
fr	0.33/0.40/ <b>0.33</b>	0.29/0.36/0.30	0.32/0.39/0.32	<b>0.36/0.42/0.33</b>
zh	0.11/ <b>0.14/0.14</b>	0.11/0.13/0.13	0.10/0.13/0.13	<b>0.12/0.13/0.13</b>
pt	<b>0.41/0.48/0.44</b>	0.39/0.46/0.42	0.40/0.47/0.43	<b>0.41/0.48/0.43</b>

---

r	16			
Lang.	LoRA	AdaLoRA	BT-LoRA	FedP <sup>2</sup> EFT
te	0.25/0.15/0.15	0.24/0.15/0.14	0.25/ <b>0.16/0.15</b>	<b>0.26/0.16/0.16</b>
ar	0.36/ <b>0.08/0.07</b>	0.32/0.06/0.06	0.36/0.07/0.07	<b>0.37/0.08/0.08</b>
es	0.41/0.44/ <b>0.41</b>	0.38/0.41/0.38	0.40/0.43/0.40	<b>0.42/0.45/0.41</b>
en	0.40/0.46/0.38	0.34/0.37/0.30	0.38/0.43/0.36	<b>0.41/0.47/0.39</b>
fr	0.34/ <b>0.41/0.33</b>	0.29/0.36/0.30	0.33/0.40/ <b>0.33</b>	<b>0.35/0.40/0.32</b>
zh	<b>0.12/0.14/0.13</b>	0.11/0.12/0.12	0.11/ <b>0.14/0.13</b>	0.11/0.13/ <b>0.13</b>
pt	<b>0.42/0.48/0.44</b>	0.38/0.46/0.42	0.41/ <b>0.48/0.44</b>	0.41/0.47/0.43

Table 12: Avg. METEOR/ROUGE-1/ROUGE-L for *seen* clients in our Fed-Aya setup. *Base model* is off-the-shelf Llama-3.1-8B-Instruct. FedL2P leads to out-of-memory exceptions due to its expensive second-order optimization.

r	2			
Lang.	LoRA	AdaLoRA	BT-LoRA	FedP <sup>2</sup> EFT
te	<b>0.17/0.12/0.11</b>	<b>0.17/0.12/0.11</b>	0.15/ <b>0.12/0.12</b>	0.16/0.11/0.10
ar	0.25/0.03/0.03	<b>0.27/0.05/0.05</b>	0.23/0.05/0.05	0.26/ <b>0.06/0.06</b>
es	0.43/0.53/0.48	0.42/0.53/0.48	0.39/0.52/0.47	<b>0.45/0.57/0.51</b>
en	<b>0.33/0.31/0.25</b>	0.32/0.31/0.25	0.31/0.29/0.23	<b>0.33/0.35/0.29</b>
fr	0.44/0.50/0.50	0.21/0.56/0.56	<b>0.53/0.61/0.61</b>	<b>0.53/0.60/0.60</b>
zh	0.22/0.00/0.00	<b>0.24/0.01/0.01</b>	0.23/0.00/0.00	<b>0.24/0.00/0.00</b>
pt	<b>0.37/0.44/0.42</b>	0.33/0.43/0.41	0.31/0.36/0.34	0.35/ <b>0.45/0.44</b>
ru	0.24/ <b>0.30/0.30</b>	0.23/0.28/0.28	0.22/0.28/0.28	<b>0.26/0.27/0.27</b>
r	4			
Lang.	LoRA	AdaLoRA	BT-LoRA	FedP <sup>2</sup> EFT
te	<b>0.18/0.12/0.12</b>	0.16/0.11/0.10	0.17/ <b>0.12/0.11</b>	0.17/ <b>0.12/0.11</b>
ar	<b>0.27/0.04/0.04</b>	0.25/0.03/0.03	0.24/0.05/0.05	0.26/ <b>0.06/0.06</b>
es	0.47/0.58/0.53	0.41/0.52/0.47	0.40/0.53/0.47	<b>0.50/0.59/0.54</b>
en	<b>0.34/0.34/0.28</b>	0.31/0.31/0.25	0.30/0.29/0.23	0.31/ <b>0.35/0.30</b>
fr	0.46/0.50/0.50	0.44/0.50/0.50	0.44/0.50/0.50	<b>0.47/0.69/0.69</b>
zh	0.23/ <b>0.01/0.01</b>	0.24/ <b>0.01/0.01</b>	0.23/0.00/0.00	<b>0.26/0.00/0.00</b>
pt	<b>0.36/0.45/0.44</b>	0.34/0.43/0.41	0.33/0.36/0.35	<b>0.36/0.45/0.43</b>
ru	0.25/0.34/0.34	<b>0.26/0.35/0.35</b>	0.22/0.27/0.27	0.21/0.17/0.17
r	8			
Lang.	LoRA	AdaLoRA	BT-LoRA	FedP <sup>2</sup> EFT
te	0.17/0.10/0.09	0.16/0.09/0.09	0.17/ <b>0.13/0.12</b>	<b>0.18/0.10/0.09</b>
ar	<b>0.26/0.04/0.04</b>	0.24/0.03/0.03	0.22/0.04/0.04	<b>0.26/0.08/0.08</b>
es	0.46/0.57/ <b>0.53</b>	0.42/0.53/0.47	0.40/0.53/0.47	<b>0.48/0.59/0.53</b>
en	<b>0.35/0.38/0.32</b>	0.32/0.31/0.25	0.31/0.30/0.24	0.34/ <b>0.38/0.32</b>
fr	<b>0.46/0.50/0.50</b>	0.44/ <b>0.50/0.50</b>	0.44/ <b>0.50/0.50</b>	0.29/0.43/0.43
zh	0.24/0.01/0.01	0.23/0.00/0.00	0.22/0.01/0.01	<b>0.31/0.02/0.02</b>
pt	0.36/0.45/ <b>0.44</b>	0.31/0.40/0.39	0.34/0.43/0.41	<b>0.37/0.46/0.44</b>
ru	0.21/0.23/0.23	<b>0.26/0.32/0.32</b>	0.24/0.30/0.30	0.24/0.15/0.15
r	16			
Lang.	LoRA	AdaLoRA	BT-LoRA	FedP <sup>2</sup> EFT
te	0.15/0.09/0.09	0.15/0.10/0.10	0.17/0.11/0.10	<b>0.18/0.13/0.12</b>
ar	<b>0.27/0.06/0.06</b>	0.23/0.04/0.04	<b>0.27/0.05/0.05</b>	0.24/ <b>0.08/0.08</b>
es	<b>0.46/0.55/0.51</b>	0.43/0.54/0.48	0.41/0.53/0.48	0.42/0.53/0.48
en	0.33/0.38/ <b>0.31</b>	0.31/0.30/0.24	0.31/0.30/0.25	<b>0.35/0.39/0.31</b>
fr	0.38/ <b>0.56/0.56</b>	0.44/0.50/0.50	0.23/ <b>0.56/0.56</b>	<b>0.47/0.47/0.47</b>
zh	0.25/0.01/0.01	0.24/0.00/0.00	0.23/0.01/0.01	<b>0.33/0.04/0.04</b>
pt	0.37/ <b>0.48/0.46</b>	0.30/0.37/0.36	0.32/0.45/0.43	<b>0.38/0.45/0.43</b>
ru	0.25/0.28/0.28	0.27/ <b>0.35/0.35</b>	0.24/0.30/0.30	<b>0.29/0.22/0.22</b>

Table 13: Avg. METEOR/ROUGE-1/ROUGE-L for *unseen* clients in our Fed-Aya setup. *Base model* is off-the-shelf Llama-3.1-8B-Instruct. FedL2P leads to out-of-memory exceptions due to its expensive second-order optimization.

r	2					4				
Lang.	LoRA	AdaLoRA	BT-LoRA	FedL2P	FedP <sup>2</sup> EFT	LoRA	AdaLoRA	BT-LoRA	FedL2P	FedP <sup>2</sup> EFT
bg	54.1±0.1	53.3±0.1	53.4±0.0	64.7±1.1	<b>70.7±0.8</b>	56.7±0.3	53.3±0.1	53.3±0.1	66.5±1.1	<b>71.3±0.3</b>
hi	55.8±0.0	54.5±0.1	54.4±0.0	64.2±2.8	<b>70.1±1.0</b>	59.1±0.2	54.4±0.2	54.5±0.2	65.4±1.8	<b>70.1±1.1</b>
es	57.1±0.1	55.3±0.1	55.4±0.0	67.9±1.3	<b>73.9±1.5</b>	59.1±0.4	55.3±0.1	55.4±0.2	69.9±1.9	<b>73.3±2.3</b>
el	55.1±0.3	52.8±0.3	53.1±0.1	68.5±1.1	<b>73.5±0.2</b>	57.3±0.2	53.2±0.0	53.0±0.2	70.5±0.9	<b>73.3±0.7</b>
vi	56.3±0.1	54.1±0.1	54.0±0.2	68.6±0.2	<b>73.4±0.6</b>	59.0±0.3	54.1±0.2	54.5±0.2	70.1±0.3	<b>72.6±0.3</b>
tr	54.3±0.1	52.9±0.1	52.9±0.1	65.2±4.0	<b>71.9±2.1</b>	56.9±0.2	52.9±0.1	52.9±0.1	66.9±4.1	<b>71.9±2.3</b>
de	55.1±0.1	53.9±0.1	54.1±0.1	67.3±0.7	<b>73.3±0.6</b>	57.4±0.6	54.0±0.0	54.0±0.0	69.7±0.9	<b>74.6±0.2</b>
ur	53.6±0.2	52.9±0.2	53.2±0.0	67.0±0.4	<b>71.9±0.6</b>	55.9±0.1	52.9±0.1	53.1±0.1	68.2±0.6	<b>72.9±0.4</b>
en	61.5±0.1	60.4±0.2	60.0±0.0	71.5±0.3	<b>74.5±0.5</b>	63.5±0.2	60.3±0.2	60.6±0.2	72.8±0.2	<b>75.0±0.3</b>
zh	54.8±0.0	53.1±0.1	53.2±0.0	64.9±0.5	<b>73.8±0.4</b>	57.3±0.1	53.1±0.1	53.1±0.1	67.4±1.2	<b>74.3±1.2</b>
th	50.7±0.1	49.4±0.2	49.3±0.1	61.7±1.7	<b>65.6±3.0</b>	52.5±0.3	49.2±0.2	49.3±0.2	62.6±2.0	<b>66.1±3.2</b>
sw	52.5±0.1	50.7±0.1	50.5±0.1	64.6±2.8	<b>69.9±1.2</b>	54.5±0.2	50.6±0.2	51.1±0.1	65.7±2.9	<b>68.1±0.3</b>
ar	53.4±0.2	51.4±0.2	51.5±0.1	65.8±2.0	<b>74.4±0.5</b>	56.4±0.3	51.3±0.1	51.5±0.1	67.7±1.3	<b>75.1±1.6</b>
fr	53.1±0.1	52.8±0.2	52.6±0.2	63.4±0.0	<b>71.3±1.5</b>	55.9±0.1	52.6±0.2	52.6±0.0	66.5±1.1	<b>72.2±0.3</b>
ru	55.3±0.1	54.2±0.2	54.0±0.0	67.4±0.4	<b>72.7±1.9</b>	58.4±0.3	54.0±0.0	54.5±0.2	69.0±0.4	<b>73.5±1.6</b>

r	8					16				
Lang.	LoRA	AdaLoRA	BT-LoRA	FedL2P	FedP <sup>2</sup> EFT	LoRA	AdaLoRA	BT-LoRA	FedL2P	FedP <sup>2</sup> EFT
bg	60.6±0.3	53.3±0.1	53.3±0.1	66.4±0.6	<b>70.5±0.2</b>	67.1±0.3	53.4±0.0	53.5±0.1	68.0±1.0	<b>69.8±0.2</b>
hi	62.5±0.1	54.5±0.2	54.4±0.0	65.5±1.1	<b>69.3±0.8</b>	67.8±0.0	54.4±0.0	54.7±0.1	65.9±1.3	<b>69.3±1.0</b>
es	63.7±0.1	55.3±0.1	55.5±0.2	70.5±3.5	<b>73.3±1.8</b>	69.5±0.1	55.4±0.0	55.8±0.0	70.2±3.1	<b>73.5±1.5</b>
el	62.6±0.3	52.8±0.3	53.2±0.0	70.1±0.5	<b>71.3±1.4</b>	71.3±0.2	52.6±0.2	53.4±0.0	<b>71.7±0.8</b>	70.4±1.8
vi	64.7±0.1	54.3±0.2	54.7±0.1	70.5±1.7	<b>71.3±0.5</b>	69.2±0.0	54.0±0.0	54.7±0.1	71.2±1.4	<b>71.3±0.6</b>
tr	61.9±0.4	53.0±0.0	53.0±0.0	68.2±2.2	<b>70.5±2.1</b>	68.1±0.4	52.9±0.1	53.1±0.1	69.6±1.7	<b>70.7±2.9</b>
de	62.5±0.1	53.9±0.1	54.1±0.1	69.6±0.4	<b>75.3±0.4</b>	69.0±0.3	53.9±0.1	54.5±0.2	71.2±1.0	<b>74.8±0.2</b>
ur	60.3±0.2	52.9±0.1	53.1±0.2	67.5±1.3	<b>73.1±0.8</b>	68.7±0.2	52.9±0.1	53.3±0.1	69.0±1.0	<b>73.2±1.1</b>
en	67.3±0.2	60.1±0.3	60.6±0.0	72.6±0.6	<b>74.4±0.8</b>	71.5±0.2	60.3±0.4	60.7±0.1	73.8±0.8	<b>74.5±1.2</b>
zh	61.4±0.2	53.0±0.0	53.5±0.1	67.1±1.3	<b>73.9±1.1</b>	68.0±0.2	53.0±0.0	53.4±0.2	69.1±1.5	<b>73.5±0.8</b>
th	56.5±0.1	49.2±0.2	49.5±0.1	61.8±1.0	<b>66.7±3.8</b>	62.8±0.0	49.3±0.1	49.4±0.0	64.0±1.1	<b>65.9±2.6</b>
sw	59.3±0.1	50.3±0.2	51.3±0.3	65.6±1.8	<b>68.1±0.9</b>	67.3±0.2	50.3±0.1	51.7±0.1	67.8±1.8	<b>68.6±1.7</b>
ar	61.3±0.2	51.2±0.2	51.7±0.2	68.2±1.0	<b>74.7±1.2</b>	66.8±0.2	51.2±0.3	52.1±0.2	69.3±1.2	<b>73.7±1.8</b>
fr	58.9±0.1	52.7±0.4	52.9±0.1	67.2±1.4	<b>71.9±0.2</b>	65.1±0.2	52.8±0.3	53.1±0.1	68.5±1.3	<b>70.7±0.2</b>
ru	63.1±0.2	53.9±0.1	54.4±0.2	69.1±1.7	<b>72.9±1.0</b>	67.3±0.1	53.8±0.2	54.8±0.0	69.9±1.9	<b>72.8±0.7</b>

Table 14: Mean±SD Accuracy of each language across 3 different seeds for clients in the *seen* pool of our XNLI setup. The pretrained model is trained using **DEPT(SPEC)** and the resulting *base model* is personalized to each client given a baseline approach.

r	2					4				
Lang.	LoRA	AdaLoRA	BT-LoRA	FedL2P	FedP <sup>2</sup> EFT	LoRA	AdaLoRA	BT-LoRA	FedL2P	FedP <sup>2</sup> EFT
bg	47.5±0.2	45.7±0.1	45.7±0.2	66.7±0.9	<b>71.7±0.4</b>	49.4±0.2	45.9±0.2	45.6±0.0	67.4±1.4	<b>72.8±0.3</b>
hi	45.9±0.3	44.4±0.0	44.4±0.0	69.5±0.8	<b>72.3±0.2</b>	50.0±0.9	44.3±0.1	44.3±0.1	69.7±1.4	<b>72.1±0.4</b>
es	50.8±0.2	49.0±0.3	48.3±0.2	74.3±0.9	<b>75.4±0.6</b>	54.5±0.6	48.6±0.2	48.9±0.2	74.5±0.3	<b>75.4±0.3</b>
el	50.8±0.2	49.1±0.2	48.8±0.2	70.7±1.0	<b>73.7±0.8</b>	53.3±0.4	48.9±0.1	49.1±0.1	70.2±0.8	<b>74.3±0.3</b>
vi	50.8±0.3	48.0±0.2	48.1±0.2	71.3±0.8	<b>74.8±0.4</b>	53.0±0.3	48.3±0.3	48.0±0.3	71.5±0.9	<b>74.9±0.1</b>
tr	48.8±0.6	47.1±0.3	46.8±0.3	71.3±0.6	<b>74.7±0.4</b>	51.5±0.7	46.9±0.1	47.0±0.3	71.3±0.9	<b>75.2±0.3</b>
de	50.1±0.7	48.3±0.1	48.1±0.1	72.3±1.3	<b>75.0±0.7</b>	53.3±0.6	48.5±0.1	48.5±0.1	72.7±0.9	<b>75.8±0.2</b>
ur	49.7±0.5	47.9±0.1	47.8±0.0	73.2±0.3	<b>74.3±0.6</b>	52.9±1.1	47.8±0.0	47.8±0.2	73.1±0.3	<b>75.1±0.2</b>
en	53.1±0.4	50.9±0.1	50.9±0.2	75.3±0.8	<b>75.5±0.2</b>	56.3±0.5	51.3±0.1	51.1±0.1	75.3±0.5	<b>75.9±0.2</b>
zh	50.0±0.3	48.2±0.2	48.0±0.0	68.3±1.3	<b>70.5±0.5</b>	52.2±0.4	48.1±0.1	48.1±0.1	68.7±1.2	<b>71.6±0.2</b>
th	45.5±0.4	43.8±0.2	43.5±0.2	67.9±0.8	<b>71.3±0.1</b>	49.1±0.6	43.7±0.1	43.7±0.2	68.3±0.5	<b>70.8±0.3</b>
sw	44.3±0.1	43.0±0.0	42.1±0.2	73.5±1.3	<b>73.7±0.4</b>	48.8±0.0	42.7±0.2	42.4±0.2	73.7±0.7	<b>73.1±0.2</b>
ar	45.3±0.2	44.2±0.2	44.1±0.1	71.5±0.9	<b>75.6±0.6</b>	49.2±0.3	44.2±0.3	44.2±0.0	71.5±1.6	<b>75.5±0.6</b>
fr	51.0±0.2	48.9±0.1	48.9±0.1	72.8±0.3	<b>74.6±0.6</b>	54.3±0.3	48.7±0.1	48.9±0.1	73.5±0.5	<b>75.9±0.3</b>
ru	48.3±0.7	46.3±0.2	45.7±0.1	73.1±0.2	<b>74.1±0.7</b>	51.7±1.1	45.9±0.2	46.0±0.2	72.9±0.5	<b>74.9±0.2</b>

r	8					16				
Lang.	LoRA	AdaLoRA	BT-LoRA	FedL2P	FedP <sup>2</sup> EFT	LoRA	AdaLoRA	BT-LoRA	FedL2P	FedP <sup>2</sup> EFT
bg	55.3±1.6	45.8±0.0	45.9±0.2	64.7±1.3	<b>73.9±0.3</b>	63.9±1.5	45.8±0.2	46.3±0.1	61.5±2.9	<b>73.9±0.1</b>
hi	54.1±0.1	44.4±0.0	44.3±0.1	66.1±2.2	<b>70.7±0.1</b>	64.2±0.0	44.4±0.0	44.9±0.2	62.3±3.4	<b>70.8±0.2</b>
es	59.9±0.5	48.5±0.1	49.1±0.5	72.1±1.8	<b>75.9±0.2</b>	70.4±0.2	48.7±0.2	49.7±0.2	68.7±3.6	<b>75.9±0.1</b>
el	58.2±1.3	49.0±0.2	49.3±0.1	67.6±1.4	<b>73.8±0.2</b>	67.1±1.3	48.9±0.2	49.6±0.0	65.1±1.9	<b>73.7±0.7</b>
vi	58.1±0.2	48.1±0.1	48.2±0.0	68.8±1.9	<b>74.3±0.5</b>	68.5±0.2	48.1±0.2	48.6±0.2	65.1±3.1	<b>74.9±0.2</b>
tr	56.5±0.2	46.9±0.1	47.1±0.1	68.5±1.9	<b>75.6±0.2</b>	66.1±0.7	47.0±0.3	47.5±0.2	65.1±3.2	<b>75.3±0.2</b>
de	59.7±0.1	48.3±0.1	48.6±0.2	69.4±2.0	<b>74.9±0.1</b>	68.1±0.2	48.3±0.1	49.0±0.0	65.8±3.6	<b>74.4±0.2</b>
ur	58.5±1.3	48.0±0.2	47.8±0.0	70.9±2.2	<b>74.3±0.2</b>	69.7±0.6	47.7±0.1	48.0±0.0	67.7±2.9	<b>74.1±0.2</b>
en	63.4±0.7	50.8±0.2	51.0±0.3	73.5±1.2	<b>76.5±0.1</b>	72.5±0.9	50.9±0.2	51.5±0.2	71.3±2.1	<b>76.5±0.2</b>
zh	57.1±0.3	48.1±0.1	48.6±0.2	65.9±1.9	<b>72.5±0.5</b>	64.7±1.2	48.2±0.2	49.0±0.2	62.7±2.8	<b>72.4±0.3</b>
th	56.1±0.2	43.7±0.1	44.1±0.1	65.7±2.0	<b>70.7±0.1</b>	65.5±1.1	43.5±0.1	44.7±0.1	62.3±3.3	<b>70.8±0.3</b>
sw	56.1±0.5	42.4±0.2	42.9±0.1	70.7±3.0	<b>71.7±0.3</b>	69.9±0.9	42.5±0.1	43.1±0.2	67.2±3.9	<b>71.1±0.6</b>
ar	55.9±0.1	44.2±0.2	44.4±0.0	67.7±1.9	<b>76.9±0.2</b>	67.2±0.2	44.2±0.0	44.3±0.2	63.9±3.8	<b>76.2±0.4</b>
fr	59.2±0.3	48.9±0.1	49.2±0.4	70.5±1.9	<b>75.9±0.2</b>	68.7±0.1	48.9±0.1	49.1±0.5	68.1±2.9	<b>75.9±0.1</b>
ru	58.2±2.0	45.9±0.1	46.2±0.2	70.5±1.9	<b>75.0±0.6</b>	68.0±0.8	45.8±0.0	46.7±0.3	67.2±3.4	<b>75.1±0.1</b>

Table 15: Mean±SD Accuracy of each language across 3 different seeds for clients in the *seen* pool of our XNLI setup. The pretrained model is trained using **Standard FL with full fine-tuning** and the resulting *base model* is personalized to each client given a baseline approach.

r	2					4				
Lang.	LoRA	AdaLoRA	BT-LoRA	FedL2P	FedP <sup>2</sup> EFT	LoRA	AdaLoRA	BT-LoRA	FedL2P	FedP <sup>2</sup> EFT
bg	49.3±0.1	49.3±0.1	49.1±0.1	<b>54.4±0.4</b>	54.0±0.6	49.9±0.1	49.3±0.1	49.3±0.2	54.7±0.4	<b>55.3±0.3</b>
hi	45.9±0.2	45.3±0.1	45.1±0.2	49.9±0.2	<b>51.1±0.3</b>	47.1±0.1	45.2±0.2	45.1±0.1	<b>50.9±0.7</b>	50.6±0.9
es	51.1±0.1	50.3±0.2	50.2±0.0	56.8±0.3	<b>57.7±0.1</b>	52.3±0.3	50.1±0.2	50.0±0.2	57.3±0.3	<b>58.2±0.2</b>
el	48.5±0.2	47.8±0.2	48.0±0.2	<b>51.4±0.3</b>	51.1±0.7	49.7±0.2	47.9±0.2	48.2±0.2	<b>51.5±0.3</b>	51.3±0.4
vi	48.5±0.2	47.3±0.1	47.1±0.2	54.0±0.7	<b>54.5±0.2</b>	49.9±0.2	47.3±0.1	47.1±0.1	<b>54.7±1.1</b>	54.6±0.3
tr	45.3±0.2	44.6±0.0	44.7±0.1	48.3±0.5	<b>49.7±0.1</b>	46.5±0.3	44.6±0.0	44.7±0.1	47.7±0.2	<b>48.8±0.3</b>
de	49.8±0.2	49.3±0.3	49.1±0.2	<b>54.0±0.6</b>	53.3±0.7	50.3±0.1	49.3±0.2	49.4±0.0	<b>54.2±0.4</b>	52.7±0.6
ur	46.9±0.3	46.6±0.2	46.5±0.2	50.1±0.4	<b>53.1±1.0</b>	48.2±0.2	46.5±0.1	46.4±0.2	50.9±0.2	<b>53.5±0.5</b>
en	55.4±0.3	54.9±0.2	54.7±0.1	<b>59.9±0.4</b>	59.6±0.3	56.5±0.6	54.7±0.2	54.9±0.1	<b>59.8±0.6</b>	59.1±0.7
zh	49.3±0.2	48.7±0.2	48.7±0.2	<b>52.5±0.2</b>	51.5±0.4	49.8±0.2	48.6±0.2	48.9±0.1	<b>52.7±0.1</b>	51.5±0.3
th	44.4±0.0	44.7±0.1	44.8±0.2	48.0±0.3	<b>48.9±0.2</b>	45.0±0.4	44.6±0.2	44.6±0.0	47.9±0.5	<b>48.5±0.4</b>
sw	41.2±0.2	40.1±0.1	40.1±0.1	44.5±0.3	<b>46.5±0.7</b>	41.4±0.0	40.1±0.2	40.1±0.1	44.8±0.0	<b>47.2±0.6</b>
ar	46.9±0.1	46.7±0.1	46.6±0.2	<b>50.3±0.4</b>	49.0±0.4	47.9±0.1	46.5±0.1	46.6±0.0	<b>50.2±0.3</b>	49.0±0.2
fr	48.3±0.1	48.7±0.1	48.7±0.1	53.0±0.3	<b>56.3±0.7</b>	48.7±0.1	48.8±0.0	48.5±0.1	53.5±0.5	<b>56.7±0.7</b>
ru	45.1±0.1	44.5±0.1	44.3±0.1	49.1±0.7	<b>52.5±0.4</b>	45.8±0.2	44.5±0.3	44.4±0.0	49.5±0.9	<b>52.1±0.4</b>

r	8					16				
Lang.	LoRA	AdaLoRA	BT-LoRA	FedL2P	FedP <sup>2</sup> EFT	LoRA	AdaLoRA	BT-LoRA	FedL2P	FedP <sup>2</sup> EFT
bg	51.0±0.3	49.2±0.2	49.3±0.1	<b>54.1±0.2</b>	53.4±0.0	52.7±0.2	49.1±0.1	49.3±0.2	52.5±1.2	<b>53.7±0.5</b>
hi	48.1±0.5	45.4±0.2	45.1±0.2	49.6±1.1	<b>50.6±0.3</b>	48.8±0.0	45.2±0.0	45.3±0.2	49.0±0.3	<b>49.9±0.5</b>
es	54.0±0.3	50.1±0.2	50.3±0.1	57.5±0.8	<b>57.7±0.6</b>	55.5±0.2	50.2±0.2	50.2±0.0	56.4±1.4	<b>57.1±0.5</b>
el	50.9±0.3	48.1±0.1	47.9±0.1	50.9±0.5	50.5±0.3	<b>51.1±1.1</b>	47.9±0.2	47.9±0.1	50.5±1.0	49.9±0.2
vi	51.2±0.3	47.1±0.1	47.2±0.2	53.2±0.3	<b>55.1±0.4</b>	53.5±0.4	46.9±0.2	47.5±0.2	52.5±0.7	<b>54.7±0.9</b>
tr	46.9±0.2	44.7±0.1	44.7±0.1	47.6±0.4	<b>48.0±0.8</b>	<b>48.9±0.8</b>	44.5±0.1	44.8±0.2	47.8±0.3	47.7±0.4
de	52.1±1.1	49.1±0.1	49.3±0.2	<b>54.2±0.2</b>	52.5±0.3	54.4±0.9	49.3±0.2	49.4±0.3	<b>53.9±0.4</b>	52.3±0.4
ur	48.3±0.2	46.3±0.1	46.3±0.2	49.9±0.1	<b>51.9±0.2</b>	49.4±1.0	46.5±0.1	46.5±0.1	48.8±0.8	<b>52.3±0.5</b>
en	58.3±0.2	54.9±0.2	54.9±0.1	<b>59.5±0.6</b>	57.0±1.0	58.9±1.1	54.8±0.2	55.3±0.1	<b>59.1±0.4</b>	57.9±0.7
zh	50.1±0.2	48.5±0.3	48.5±0.1	<b>52.3±0.9</b>	50.7±0.1	<b>51.8±0.5</b>	48.7±0.1	48.9±0.3	51.7±0.8	50.3±0.7
th	45.8±0.2	44.6±0.0	44.5±0.1	47.5±0.2	<b>47.6±0.0</b>	46.9±0.1	44.7±0.2	44.5±0.1	47.1±0.8	<b>47.6±0.3</b>
sw	42.4±0.0	40.1±0.1	40.3±0.1	43.6±0.7	<b>46.7±0.5</b>	43.6±1.0	40.1±0.1	40.2±0.3	43.0±1.1	<b>46.2±0.2</b>
ar	48.1±1.1	46.7±0.1	46.7±0.1	<b>50.3±0.5</b>	48.5±0.7	49.1±1.1	46.7±0.2	46.5±0.1	<b>49.3±0.8</b>	49.0±0.5
fr	50.9±0.1	48.7±0.2	48.5±0.1	52.6±0.6	<b>55.0±0.3</b>	52.1±0.8	48.7±0.1	48.7±0.2	52.1±1.2	<b>54.6±0.7</b>
ru	46.8±0.6	44.3±0.2	44.5±0.4	48.8±0.6	<b>50.7±0.8</b>	48.9±2.0	44.4±0.3	44.7±0.2	48.3±0.7	<b>49.7±0.6</b>

Table 16: Mean±SD Accuracy of each language across 3 different seeds for clients in the *unseen* pool of our XNLI setup. The pretrained model is trained using **Standard FL with full fine-tuning** and the resulting *base model* is personalized to each client given a baseline approach.

r	2				
Lang.	LoRA	AdaLoRA	BT-LoRA	FedL2P	FedP <sup>2</sup> EFT
te	0.12/0.05/0.05	0.12/0.06/0.06	0.12/0.06/0.06	<b>0.15/0.07/0.07</b>	0.13/0.06/0.06
ar	0.18/0.02/ <b>0.02</b>	0.18/0.02/ <b>0.02</b>	0.18/0.02/ <b>0.02</b>	0.20/0.02/ <b>0.02</b>	<b>0.21/0.03/0.02</b>
es	0.32/0.35/0.33	0.33/0.36/0.33	0.29/0.33/0.31	0.33/0.35/0.32	<b>0.34/0.37/0.34</b>
en	0.25/0.31/0.25	0.25/0.32/0.25	0.23/0.29/0.24	0.26/0.33/0.27	<b>0.27/0.35/0.28</b>
fr	0.20/0.25/0.20	0.20/0.24/0.19	0.19/0.24/0.20	<b>0.23/0.25/0.20</b>	<b>0.23/0.28/0.22</b>
zh	<b>0.06/0.09/0.09</b>	<b>0.07/0.08/0.08</b>	0.06/0.08/0.08	0.05/0.08/0.08	0.05/0.08/0.08
pt	0.26/0.33/0.29	0.27/0.33/0.30	0.24/0.30/0.26	<b>0.28/0.31/0.28</b>	<b>0.28/0.34/0.31</b>
r	4				
Lang.	LoRA	AdaLoRA	BT-LoRA	FedL2P	FedP <sup>2</sup> EFT
te	0.12/0.06/0.05	0.12/0.06/0.06	0.12/0.05/0.05	0.13/0.06/0.06	<b>0.14/0.07/0.07</b>
ar	0.19/0.02/0.02	0.19/0.02/0.02	0.19/0.02/0.02	0.18/0.02/0.02	<b>0.22/0.03/0.03</b>
es	0.33/0.36/0.33	0.33/0.35/0.33	0.30/0.34/0.32	0.33/0.36/0.33	<b>0.34/0.37/0.34</b>
en	0.25/0.32/0.26	0.24/0.31/0.25	0.24/0.30/0.24	0.25/0.31/0.25	<b>0.28/0.35/0.29</b>
fr	0.20/0.25/0.20	0.19/0.23/0.19	0.20/0.24/0.19	0.20/0.25/0.20	<b>0.25/0.28/0.22</b>
zh	<b>0.06/0.09/0.09</b>	<b>0.06/0.09/0.09</b>	<b>0.07/0.08/0.08</b>	0.05/0.08/0.08	0.06/0.08/0.08
pt	0.27/0.33/0.30	0.26/0.33/0.29	0.25/0.31/0.27	0.26/0.32/0.28	<b>0.29/0.34/0.31</b>
r	8				
Lang.	LoRA	AdaLoRA	BT-LoRA	FedL2P	FedP <sup>2</sup> EFT
te	0.12/0.05/0.05	0.12/0.06/0.06	0.12/0.06/0.06	<b>0.13/0.07/0.07</b>	<b>0.13/0.07/0.06</b>
ar	0.21/0.02/ <b>0.02</b>	0.18/0.02/ <b>0.02</b>	0.20/0.02/ <b>0.02</b>	0.19/0.02/ <b>0.02</b>	<b>0.23/0.03/0.02</b>
es	0.34/0.37/0.34	0.32/0.35/0.32	0.32/0.35/0.33	0.33/0.35/0.33	<b>0.35/0.38/0.35</b>
en	0.27/0.34/0.28	0.25/0.31/0.25	0.24/0.31/0.25	0.27/0.33/0.27	<b>0.29/0.37/0.30</b>
fr	0.22/0.26/0.20	0.18/0.23/0.18	0.21/0.25/0.21	0.21/0.26/0.21	<b>0.26/0.28/0.23</b>
zh	<b>0.06/0.09/0.09</b>	<b>0.06/0.08/0.08</b>	<b>0.06/0.08/0.08</b>	0.05/0.08/0.08	0.05/0.08/0.08
pt	0.28/0.34/ <b>0.31</b>	0.26/0.32/0.29	0.26/0.32/0.29	0.28/0.33/0.29	<b>0.29/0.35/0.31</b>
r	16				
Lang.	LoRA	AdaLoRA	BT-LoRA	FedL2P	FedP <sup>2</sup> EFT
te	0.12/0.06/0.05	0.13/0.06/0.06	0.14/0.07/0.07	<b>0.16/0.08/0.08</b>	0.13/0.07/0.06
ar	0.21/0.02/0.02	0.17/0.02/0.02	0.21/0.02/0.02	0.20/0.02/0.02	<b>0.24/0.03/0.03</b>
es	<b>0.34/0.36/0.34</b>	0.30/0.33/0.30	<b>0.34/0.36/0.34</b>	0.33/0.35/0.33	<b>0.34/0.38/0.35</b>
en	<b>0.28/0.34/0.28</b>	0.24/0.30/0.24	0.26/0.32/0.26	<b>0.28/0.33/0.27</b>	<b>0.28/0.35/0.29</b>
fr	<b>0.25/0.29/0.23</b>	0.18/0.23/0.19	0.22/0.26/0.21	0.23/0.23/0.19	<b>0.25/0.28/0.22</b>
zh	<b>0.06/0.08/0.08</b>	<b>0.06/0.08/0.08</b>	<b>0.05/0.08/0.08</b>	<b>0.05/0.08/0.08</b>	<b>0.05/0.08/0.08</b>
pt	0.29/0.34/0.31	0.25/0.31/0.28	0.29/0.34/0.31	0.28/0.32/0.29	<b>0.30/0.35/0.32</b>

Table 17: Average METEOR/ROUGE-1/ROUGE-L of each language for *seen* clients of our Fed-Aya setup. The pretrained MobileLLaMA-1.4B model is trained using **Standard FL with LoRA** following FedLLM-Bench (Ye et al. 2024) and the resulting *base model* is personalized to each client given a baseline approach.

r	2				
Lang.	LoRA	AdaLoRA	BT-LoRA	FedL2P	FedP <sup>2</sup> EFT
te	0.05/0.00/0.00	0.03/0.00/0.00	0.03/0.00/0.00	<b>0.12/0.00/0.00</b>	0.11/ <b>0.01/0.01</b>
ar	0.10/ <b>0.05/0.05</b>	0.10/ <b>0.05/0.05</b>	0.09/ <b>0.05/0.05</b>	<b>0.14/0.02/0.02</b>	0.11/ <b>0.05/0.05</b>
es	0.35/0.45/0.40	0.32/0.42/0.38	0.36/0.41/0.37	<b>0.39/0.46/0.42</b>	0.38/0.45/ <b>0.42</b>
en	0.24/0.27/0.24	0.22/0.26/0.22	0.18/0.20/0.17	0.27/0.30/0.27	<b>0.30/0.34/0.30</b>
fr	<b>0.05/0.00/0.00</b>	<b>0.05/0.05/0.05</b>	0.04/0.00/0.00	0.00/0.00/0.00	<b>0.05/0.00/0.00</b>
zh	0.14/ <b>0.01/0.01</b>	<b>0.16/0.01/0.01</b>	<b>0.16/0.01/0.01</b>	0.09/ <b>0.01/0.01</b>	0.07/ <b>0.01/0.01</b>
pt	0.19/0.22/0.21	0.19/0.23/0.21	0.15/0.16/0.15	<b>0.20/0.22/0.21</b>	<b>0.20/0.25/0.24</b>
ru	0.09/ <b>0.06/0.06</b>	<b>0.10/0.06/0.06</b>	0.09/ <b>0.06/0.06</b>	0.09/ <b>0.06/0.06</b>	<b>0.10/0.06/0.06</b>
r	4				
Lang.	LoRA	AdaLoRA	BT-LoRA	FedL2P	FedP <sup>2</sup> EFT
te	0.07/0.01/0.01	0.03/0.00/0.00	0.05/0.01/0.01	0.06/0.01/0.01	<b>0.11/0.02/0.02</b>
ar	0.10/ <b>0.06/0.06</b>	0.09/ <b>0.06/0.06</b>	0.09/0.05/0.05	0.10/ <b>0.06/0.06</b>	<b>0.15/0.03/0.03</b>
es	0.32/0.41/0.37	0.33/0.43/0.39	0.34/0.41/0.36	0.31/0.41/0.38	<b>0.37/0.46/0.43</b>
en	0.23/0.27/0.24	0.18/0.21/0.18	0.17/0.20/0.16	0.25/0.29/0.26	<b>0.29/0.33/0.28</b>
fr	0.05/0.05/0.05	0.05/0.00/0.00	<b>0.12/0.06/0.06</b>	<b>0.12/0.07/0.07</b>	0.05/0.00/0.00
zh	0.15/ <b>0.01/0.01</b>	<b>0.16/0.01/0.00</b>	<b>0.16/0.01/0.01</b>	<b>0.16/0.00/0.00</b>	0.07/ <b>0.01/0.01</b>
pt	<b>0.19/0.23/0.21</b>	0.18/0.21/0.20	0.15/0.16/0.15	0.17/0.19/0.18	<b>0.19/0.25/0.24</b>
ru	0.10/ <b>0.06/0.06</b>	0.12/ <b>0.06/0.06</b>	0.09/0.02/0.02	0.08/ <b>0.06/0.06</b>	<b>0.13/0.06/0.06</b>
r	8				
Lang.	LoRA	AdaLoRA	BT-LoRA	FedL2P	FedP <sup>2</sup> EFT
te	0.10/0.00/0.00	0.02/0.00/0.00	0.05/0.00/0.00	0.09/0.00/0.00	<b>0.11/0.01/0.01</b>
ar	0.12/0.05/0.05	0.09/0.04/0.04	0.10/ <b>0.06/0.06</b>	0.11/0.05/0.05	<b>0.16/0.01/0.01</b>
es	0.34/0.44/0.40	0.34/0.43/0.39	0.35/0.43/0.38	0.32/0.44/0.41	<b>0.45/0.52/0.49</b>
en	0.27/ <b>0.31/0.27</b>	0.18/0.21/0.18	0.19/0.22/0.19	0.24/0.28/0.25	<b>0.28/0.29/0.25</b>
fr	0.05/0.00/0.00	0.12/ <b>0.08/0.08</b>	<b>0.13/0.08/0.08</b>	0.05/0.00/0.00	0.05/0.00/0.00
zh	0.12/ <b>0.01/0.01</b>	<b>0.15/0.01/0.00</b>	<b>0.15/0.01/0.01</b>	0.14/ <b>0.01/0.01</b>	0.11/ <b>0.01/0.01</b>
pt	0.19/0.23/0.22	0.18/0.19/0.18	0.14/0.16/0.15	0.19/0.23/0.21	<b>0.22/0.27/0.26</b>
ru	0.08/ <b>0.06/0.06</b>	0.11/ <b>0.06/0.06</b>	0.09/ <b>0.06/0.06</b>	<b>0.12/0.06/0.06</b>	0.09/0.05/0.05
r	16				
Lang.	LoRA	AdaLoRA	BT-LoRA	FedL2P	FedP <sup>2</sup> EFT
te	0.12/0.00/0.00	0.01/0.00/0.00	0.07/0.01/0.01	0.11/ <b>0.07/0.07</b>	<b>0.13/0.02/0.01</b>
ar	<b>0.14/0.06/0.06</b>	0.08/0.04/0.04	0.09/0.04/0.04	0.12/0.03/0.03	0.12/0.02/0.02
es	0.36/0.42/0.39	0.35/0.42/0.39	0.35/0.42/0.38	0.39/0.45/0.41	<b>0.40/0.49/0.45</b>
en	0.29/ <b>0.32/0.28</b>	0.18/0.22/0.17	0.21/0.24/0.21	0.26/0.26/0.21	<b>0.30/0.31/0.27</b>
fr	0.05/0.00/0.00	0.14/0.13/0.13	0.17/ <b>0.19/0.19</b>	0.13/0.10/0.10	<b>0.29/0.17/0.17</b>
zh	0.10/ <b>0.01/0.01</b>	0.14/ <b>0.01/0.01</b>	<b>0.16/0.01/0.01</b>	0.13/0.00/0.00	0.10/ <b>0.01/0.01</b>
pt	0.19/0.24/0.23	0.18/0.19/0.18	0.19/0.24/0.22	0.20/0.21/0.20	<b>0.24/0.29/0.27</b>
ru	<b>0.14/0.06/0.06</b>	0.10/ <b>0.06/0.06</b>	0.10/ <b>0.06/0.06</b>	0.06/0.03/0.03	0.08/0.02/0.02

Table 18: Average METEOR/ROUGE-1/ROUGE-L of each language for *unseen* clients of our Fed-Aya setup. The pretrained MobileLLaMA-1.4B model is trained using **Standard FL with LoRA** following FedLLM-Bench (Ye et al. 2024) and the resulting *base model* is personalized to each client given a baseline approach.



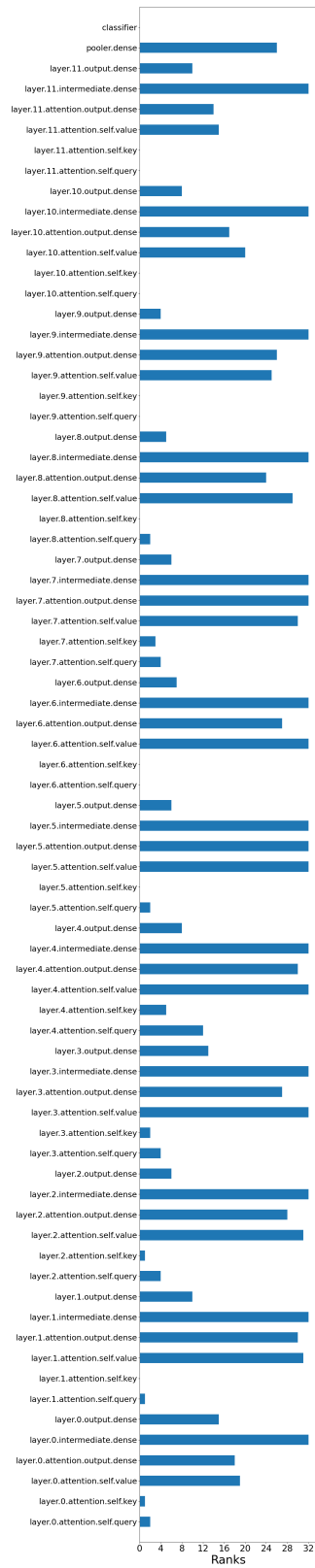


Figure 9: Language agnostic rank structure of mBERT in our MasakhaNEWS setup where the *base model* is trained with Standard FL full-finetuning ( $r = 16$ ).




Figure 10: Language agnostic rank structure of mBERT in our MasakhaNEWS setup where the *base model* is trained with Standard FL full-finetuning ( $r = 2$ ).

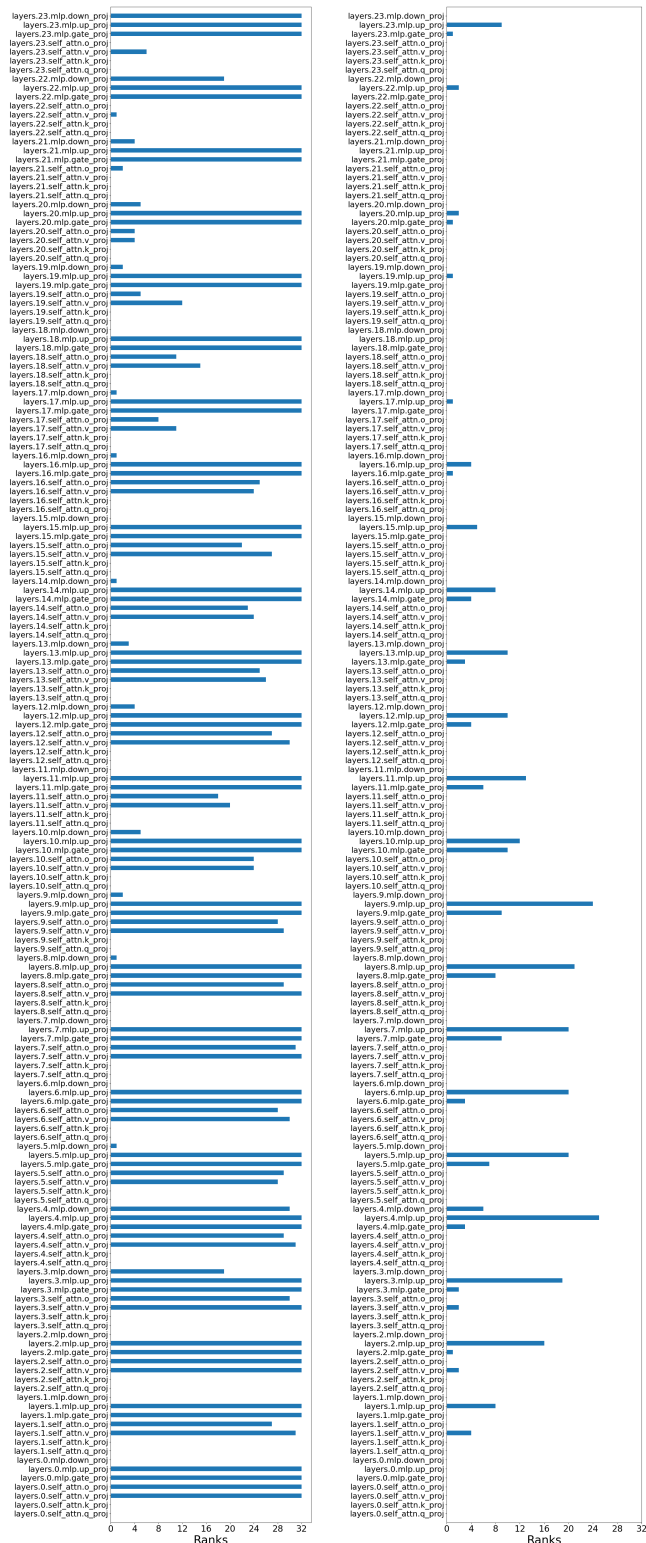


Figure 11: Language agnostic rank structure of MobileLLaMA-1.4B in our Fed-Aya setup where the *base model* is trained with Standard FL LoRA ( $r = 16$ ). Zoom in for best results.

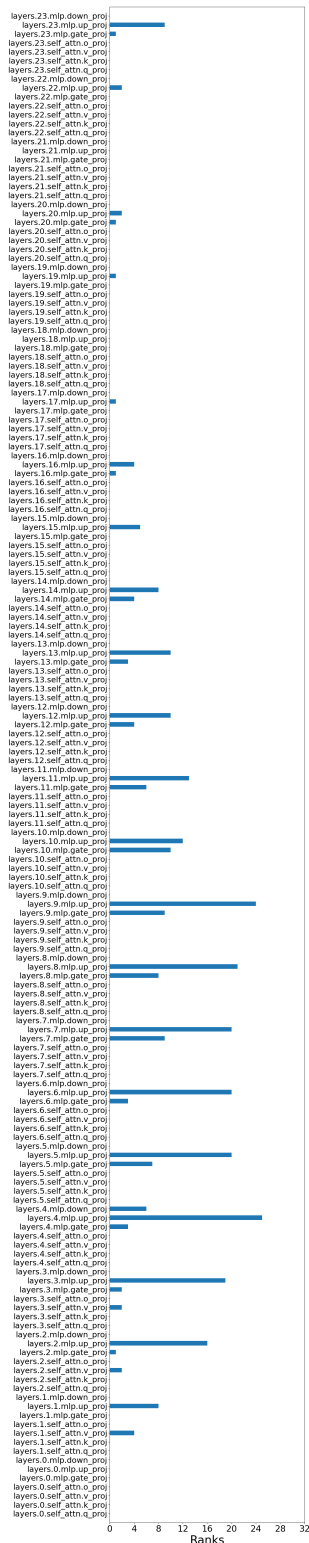


Figure 12: Language agnostic rank structure of MobileLLaMA-1.4B in our Fed-Aya setup where the *base model* is trained with Standard FL LoRA ( $r = 2$ ). Zoom in for best results.

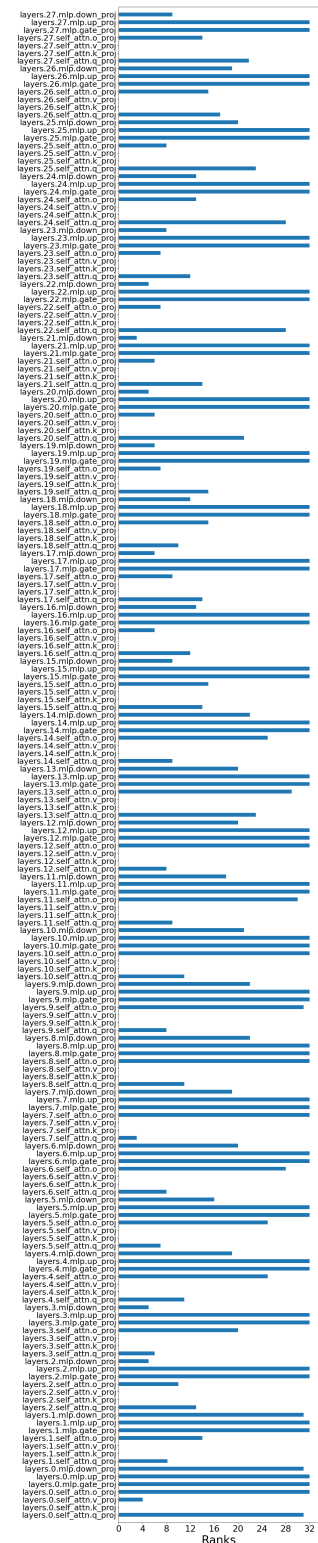


Figure 13: Language agnostic rank structure of Llama-3.2-3B in our Fed-Aya setup where the *base model* is an off-the-shelf instruction tuned Llama-3.2-3B-Instruct ( $r = 16$ ). Zoom in for best results.

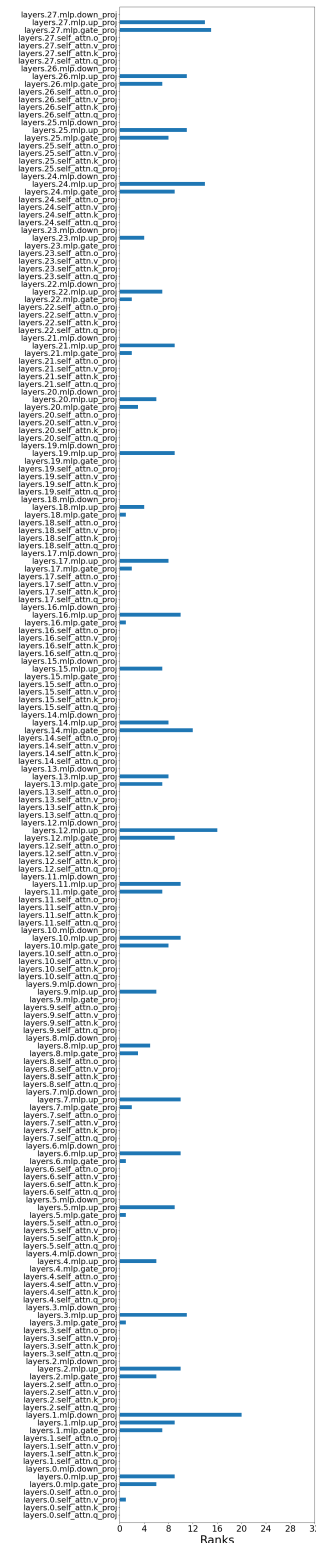


Figure 14: Language agnostic rank structure of Llama-3.2-3B in our Fed-Aya setup where the *base model* is an off-the-shelf instruction tuned Llama-3.2-3B-Instruct ( $r = 2$ ). Zoom in for best results.




Figure 15: Cross-lingual  $\lambda$  distance among languages in our MasakhaNEWS setup. Each block shows the log-scale normalized average Euclidean distances between all pairs of clients'  $\lambda$  in their respective languages. The smaller the distance, the more similar  $\lambda$  is.