

SMI: An Information-Theoretic Metric for Predicting Model Knowledge Solely from Pre-Training Signals

Changhao Jiang^{1*}, Ming Zhang^{1*}, Junjie Ye^{1*}, Xiaoran Fan^{1*},
Yifei Cao¹, Jiajun Sun¹, Zhiheng Xi¹, Shihan Dou¹, Yi Dong¹, Yujiong Shen¹, Jingqi Tong¹,
Zhen Wang², Tao Liang², Zhihui Fei², Mingyang Wan², Guojun Ma^{2†},
Qi Zhang^{1,3†}, Tao Gui⁴, Xuanjing Huang^{1,3}

¹School of Computer Science, Fudan University

²Douyin Co., Ltd.

³Shanghai Key Laboratory of Intelligent Information Processing, Fudan University

⁴Institute of Modern Languages and Linguistics, Fudan University

Abstract

The GPT-4 technical report highlights the possibility of predicting model performance on downstream tasks using only pre-training signals, though detailed methodologies are absent. Such predictive capabilities are essential for resource-efficient pre-training and the construction of task-aligned datasets. In this paper, we aim to predict performance in closed-book question answering (QA), a vital downstream task indicative of a model’s internal knowledge. We address three primary challenges: (1) limited access to and understanding of pre-training corpora, (2) limitations of current evaluation methods for pre-trained models, and (3) limitations of frequency-based metrics in predicting model performance. In response to these challenges, we conduct large-scale retrieval and semantic analysis across the pre-training corpora of 21 publicly available and 3 custom-trained large language models. Subsequently, we develop a multi-template QA evaluation framework incorporating paraphrased question variants. Building on these foundations, we propose Size-dependent Mutual Information (SMI), an information-theoretic metric that linearly correlates pre-training data characteristics, model size, and QA accuracy, without requiring any additional training. The experimental results demonstrate that SMI outperforms co-occurrence-based baselines, achieving $R^2 > 0.75$ on models with over one billion parameters. Theoretical analysis further reveals the marginal benefits of scaling model size and optimizing data, indicating that the upper limit of specific QA task accuracy is approximately 80%. Our project is available at <https://github.com/yuhui1038/SMI>.

1 Introduction

The technical report on GPT-4 states, "We registered predictions for GPT-4’s performance on HumanEval before training completed, using only information available prior to training" [OpenAI, 2023]. However, the report provides little detail on the methodology behind this prediction approach.

This technique is critical for the pre-training of large language models (LLMs). On the one hand, the cost of a single pre-training run can reach hundreds of millions of dollars, making re-pre-training a

*Equal contribution.

†Corresponding authors: maguojun@bytedance.com, qz@fudan.edu.cn

highly challenging endeavor [Jiang et al., 2024, Yang et al., 2024, Dubey et al., 2024]. The prediction technique, which allows for accurate performance forecasting on certain tasks based only on the pre-training signals, helps mitigate the resource waste. On the other hand, it can guide the construction of pre-training data that are more aligned with target tasks, optimizing resource usage [Gururangan et al., 2020, Longpre et al., 2024].

In this paper, we aim to predict performance in closed-book QA, a vital downstream task indicative of a model’s internal knowledge [Roberts et al., 2020]. This setting is particularly well aligned with the nature of pre-training data and best reflects a model’s ability to answer fact-based questions. Meanwhile, we encounter three major challenges (Figure 1):

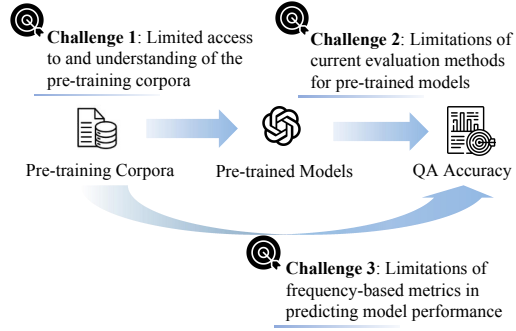


Figure 1: Illustration of the three primary challenges addressed in this work, with the third being the most crucial.

Challenge1: Limited access to and understanding of pre-training corpora. Currently, few open-source foundational LLMs fully disclose their pre-training datasets. Initiating pre-training from scratch is a costly endeavor, requiring the collection of extensive data and substantial computational resources. For instance, Meta’s technical report states that pre-training the 405B-parameter Llama 3 model used 15.6 trillion tokens and 16,000 H100 GPUs, with estimated costs exceeding 100 million dollars [Dubey et al., 2024].

Challenge2: Limitations of current evaluation methods for pre-trained models. Given the characteristics of closed-book QA tasks, we can evaluate a model’s accuracy on these tasks to assess the factual knowledge it has internalized during pretraining [Roberts et al., 2020, Wang et al., 2021]. However, most evaluation methods face challenges, such as being overly sensitive to specific in-context examples and having coarse granularity in test data segmentation [Min et al., 2022, Srivastava et al., 2024]. These issues make it difficult to accurately assess whether the pre-trained model has effectively retained specific knowledge.

Challenge3: Limitations of frequency-based metrics in predicting model performance. The model’s success on the target task relies on its ability to acquire world knowledge during pre-training, a process heavily shaped by the data [Allen-Zhu and Li, 2024a, Wang et al., 2024]. Previous research suggests that models tend to acquire knowledge more effectively when it is frequently encountered within the pre-training data [Kandpal et al., 2023, Mallen et al., 2023, Allen-Zhu and Li, 2024b]. However, these frequency-based methods does not take into account the specificity of knowledge, and thus only demonstrates general trends. For example, despite similar frequencies of occurrence, the model may struggle to pinpoint the location of Apple’s headquarters due to the pervasive nature of the subject. In contrast, identifying NVIDIA’s headquarters might be relatively straightforward. Furthermore, frequency-based methods do not consider the impact of model size.

Our work primarily focuses on effectively addressing these three challenges to predict model knowledge from pre-training signals, thereby estimating the model’s performance on downstream tasks without any additional training. Specifically:

First, we conduct large-scale retrieval and semantic analysis across the pre-training corpora of 21 publicly available and 3 custom-trained LLMs. With comprehensive access to the full pre-training data, we are able to systematically trace and examine the knowledge that each model was exposed to during pre-training, enabling a detailed understanding of the relationship between pre-training data and downstream performance.

Second, inspired by the evaluation methodology for fine-tuned LLMs [Ye et al., 2024], we develop a robust multimodal evaluation approach. For each category of QA tasks, we design 20 semantically equivalent but syntactically diverse evaluation templates, enabling a more accurate and reliable assessment of the model’s knowledge retention.

Finally, we introduce SMI, an information-theoretic metric that linearly associates pre-training data characteristics, model size, and QA accuracy without requiring additional training. Experimental

results on 24 pre-trained models indicate that the SMI metric effectively predicts a model’s knowledge retention. Across various model sizes, ranging from 14 million to 176 billion parameters, SMI significantly outperforms the co-occurrence-based baseline. For models with more than 1 billion parameters, the coefficient of determination (R^2) between SMI and QA accuracy exceeds 0.75, indicating a strong linear relationship.

Moreover, the comparative analysis of experimental results from different models further reveals that both scaling model size and optimizing data present diminishing returns. As the model size increases, its impact on performance in QA tasks becomes progressively smaller. Meanwhile, even when the SMI metric reaches its maximum on the largest models within each families, the accuracy of the QA tasks cannot surpass a ceiling of approximately 80%.

Overall, our contributions are threefold:

1. We propose an information theory-based method and introduce the SMI metric, which accurately predicts the knowledge retention of pre-trained LLMs using only pre-training signals, without requiring any additional training.
2. Across LLMs with varying sizes from 14 million to 176 billion parameters, the SMI metric exhibits a strong linear relationship with QA accuracy, significantly outperforms the traditional co-occurrence-based baseline.
3. Experimental results across diverse models reveal that both scaling model size and optimizing data yield diminishing returns. Even under optimal conditions, the upper bound of accuracy on the evaluated QA tasks remains around 80%.

2 Related Work

Pre-training data and knowledge retention The characteristics of pre-training data are crucial for the knowledge retention and downstream task performance of LLMs. Numerous studies highlight the significance of repetition frequency in this process. For instance, Carlini et al. [2023] identified a logarithmic relationship between repetition frequency and memory effects, while Chowdhery et al. [2023] demonstrated that sequences repeated over 500 times are completed by models with an accuracy exceeding 40%. Similarly, Ju et al. [2024] investigated the influence of data frequency on multi-hop reasoning, uncovering the presence of “factual shortcuts”. Allen-Zhu and Li [2024b] proposed that exposing knowledge 1000 times can achieve a storage capacity of two bits per parameter in LLMs. Additionally, Razeghi et al. [2022] and Yadlowsky et al. [2023] demonstrated that lower-order co-occurrences in pre-training data enhance numerical reasoning, while McCoy et al. [2023] associated the prevalence of tasks in pre-training data with better performance on tasks like ROT13.

Model size and knowledge retention Furthermore, the model size significantly influences the knowledge retention and capabilities of LLMs. Research by OpenAI demonstrates that as the number of non-embedding parameters in a model increases, the test loss decreases following a power law pattern [Kaplan et al., 2020]. Kandpal et al. [2023] evaluate the BLOOM model families [Scao et al., 2022] on long-tail QA tasks and find that the fact-based QA accuracy is highly linearly correlated with the logarithm of the number of model parameters. Additionally, the memory capacity of a model closely correlates with its size [Li et al., 2024].

Knowledge triples as an evaluation tool Knowledge triples (subject, relation, object) serve as an effective tool for evaluating the knowledge retention of LLMs. Petroni et al. [2019] employ the LAMA method to evaluate the implicit knowledge of models like BERT, demonstrating the value of knowledge triples in reasoning tasks. Subsequently, He et al. [2024], Ju et al. [2024] further explore the application of knowledge triples in reasoning tasks. Moreover, Wang et al. [2024] and Allen-Zhu and Li [2024a] use knowledge triples to explore LLMs’ ability to retain and extract knowledge.

3 Methodology

To address the three challenges outlined in Section 1, we propose a method to predict model knowledge solely from pre-training signals. We begin with prior work and explore the use of the co-occurrence metric. However, the co-occurrence metric do not account for the specificity of

knowledge. Inspired by information theory, we propose the Mutual Information (MI) metric that simultaneously considers both the frequency and specificity of knowledge, significantly enhancing prediction outcomes. Nevertheless, the MI metric does not consider the impact of model size, which has been shown to correlate closely with model knowledge retention. Finally, we propose the SMI metric, a composite representation of pre-training data characteristics and model size.

3.1 Starting from the Co-occurrence Metric

Co-occurrence metric baseline Prior work indicates that the more frequently knowledge appears in pre-training data, the better the model learns [Kandpal et al., 2023, Mallen et al., 2023, Allen-Zhu and Li, 2024b]. Specifically, linking the entities in the questions and answers of a QA task to the pre-training data and counting the number of documents that jointly link the question and answer entities is a feasible approach [Kandpal et al., 2023]. There is a linear relationship between QA accuracy and the logarithm of the number of documents [Kandpal et al., 2023]. The logarithm of the document count serves as the co-occurrence metric, which constitutes our baseline.

Knowledge triples In QA tasks, entity relationships can be represented as knowledge triples, denoted by tuples $t = (s, r, o)$, where s is the subject, r is the relation, and o is the object [Wang et al., 2024]. For a given LLM, denoted as F , we define F as mastering the knowledge triple t , thus demonstrating competence in the corresponding QA task, as follows:

$$F(q_{s,r}) = o, \quad (q \in \mathbf{Q}, o \in \mathbf{O}). \quad (1)$$

Here, $q_{s,r}$ represents the combined representation of the subject s and the relation r , while o denotes the representation of the object. For instance, if $s = \text{Apple}$ and $r = \text{headquarter}$, then $q_{s,r}$ can be expressed as statements like “The headquarters of Apple is in...”, “Apple is headquartered in...”, or “Apple’s head office is based in...”. Similarly, o corresponds to object representation, such as “Cupertino”, “Cupertino, California”, or “Cupertino city”. The sum of all $q_{s,r}$ representations is denoted as \mathbf{Q} , and the sum of all o representations is denoted as \mathbf{O} .

Multi-template evaluation method Evaluating the knowledge retention of LLMs presents challenges due to the diverse range of queries formed by the subject and relation of knowledge triples. Inspired by the evaluation method for fine-tuned LLMs [Ye et al., 2024], we develop a robust multi-template evaluation method to assess the accuracy of pre-trained models in QA tasks.

Specifically, by constructing synonymous sentences, we generate a substantial number of query templates that are semantically similar but vary in form. For each type of knowledge triple, we produce 20 templates that differ in length and structure. Each template q represents a specific instance within the query set \mathbf{Q} , and these 20 selected q templates approximate the entirety of \mathbf{Q} .

Linear relationship On the one hand, we calculate metrics from the pre-training data. Each QA task consists of a subject and an object. We perform document-level retrieval on the pre-training data and compute three values: $P(s)$ represents the proportion of documents containing the subject out of the total number of documents \mathbf{N} in the corpus, $P(o)$ denotes the proportion of documents containing the object out of \mathbf{N} , and $P(s, o)$ signifies the proportion of documents containing both the subject and the object out of \mathbf{N} . The co-occurrence metric is given by $\log_2(P(s, o))$.

On the other hand, using the multi-template evaluation method, we obtain the model’s accuracy on QA tasks. We fit a linear equation between the co-occurrence metric and QA accuracy, and then calculate R^2 and Mean Square Error (MSE) to assess the strength and stability of their linear relationship.

3.2 Considering the Knowledge Specificity to Obtain the MI Metric

Knowledge specificity The co-occurrence metric does not account for the specificity of knowledge. When entities of knowledge are common phrases that frequently appear in pre-training data, their specificity is low, making the knowledge more difficult to retain. Conversely, if the entities appear infrequently in pre-training data, their specificity is high, and the knowledge is easier to retain. For example, the address of NVIDIA’s headquarters is easier to remember than that of Apple’s headquarters, because the word “Apple” occurs more frequently across diverse contexts. MI in information

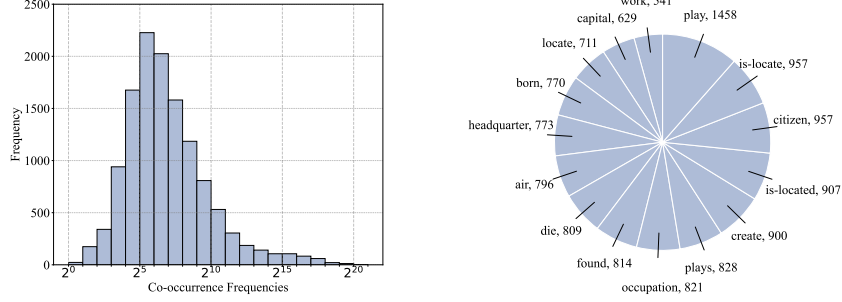


Figure 2: Evaluation data statistics. Left: Co-occurrence frequencies of QA entity pairs in The Pile corpus. Right: Distribution of 12,671 QA tasks across 15 relation types.

theory considers both the co-occurrence of two variables and their individual specificities [Shannon, 1948]. Therefore, we aim to use MI to improve the co-occurrence metric.

MI metric Unlike the MI in information theory, which considers all possible values of random variables, the MI metric within pre-training data considers only those instances in which the relevant entities actually appear. Given pre-training data \mathbf{P} consisting of N paragraphs, a knowledge triple (s, r, o) , and corresponding $P(s)$, $P(o)$, and $P(s, o)$, the MI metric between s and o is defined as:

$$I(s, o) = P(s, o) \log \left(\frac{P(s, o)}{P(s)P(o)} \right), \quad (2)$$

$$MI(s, o) = \log_2(I(s, o)). \quad (3)$$

In the above formula, $P(s)$ and $P(o)$ penalize the number of documents containing the subject and object, respectively, to emphasize the specificity of s and o . The term $I(s, o)$ represents the amount of shared information between s and o , and it can also indicate the reduction in the amount of information about o given s . During inference with LLMs, this amount of information refers to the probability of the model generating the object given the subject. Considering the uneven distribution of $I(s, o)$, we take its logarithm to obtain the MI metric (Figure 2).

3.3 Considering the Model Size to Obtain the Size-dependent MI metric

Model size The MI metric does not account for the impact of model size. Existing research indicates that the capabilities of LLMs increase with model size, but the returns diminish as the size becomes larger [Kaplan et al., 2020]. In long-tail QA tasks, the QA accuracy is highly linearly correlated with the logarithm of the number of model parameters [Kandpal et al., 2023]. Therefore, we propose to enhance the MI metric by incorporating model size Φ , measured in billions of parameters.

The method of integrating model size is not unique. A guiding principle is that, for the same data, a higher Φ should correspond to a higher value of the new metric, reflecting improved QA performance. However, the gain in accuracy should diminish progressively. Importantly, as Φ approaches infinity, the new metric should converge to the MI metric, indicating that the model’s memory capacity is sufficient to fully capture the relevant knowledge.

Size-dependent MI metric Based on these principles, we propose the SMI metric—an exponential function with the normalized MI as the base and $1 + \frac{1}{\Phi}$ as the exponent.

$$SMI(s, o, \Phi) = \text{Norm}(MI(s, o))^{1 + \frac{1}{\Phi}}. \quad (4)$$

In the above formula, the MI metric quantifies the information of knowledge triples in the pre-training data, while the model size Φ implies the memory capacity of LLMs. These two factors jointly determine the model’s knowledge retention. We normalize the MI metric from its original range of -30 to 0 onto a 0–1 scale. Since the normalized MI metric is always less than 1, the factor $1 + \frac{1}{\Phi}$ decreases as Φ increases, leading to a larger SMI value, which indicates stronger knowledge retention.

4 Experiments

First, we clean and enhance an open-source Wikipedia knowledge triple dataset to make it suitable for inference scenarios using pre-trained models. Next, we conduct retrieval analysis on five large-scale open-source pre-trained corpora. Finally, we perform experimental analysis on 21 open-source pre-trained models and 3 models that we pre-train ourselves.

4.1 Experimental Setup

Evaluation data We make use of the high-quality knowledge triple dataset ParaRel, which is designed to evaluate whether language models align with factual knowledge, a task similar to ours [Elazar et al., 2021]. We select 15 categories of knowledge triple relations with a larger quantity of data and clearer semantics, totaling 12,671 knowledge triples, as shown in Figure 2. For each category of knowledge triple relations, we create 20 synonymous query templates to construct the QA task evaluation dataset.

Pre-training corpora We conduct a document-level retrieval analysis of the following pre-training datasets, selected based on their usage in the LLMs under our consideration:

- **The Pile:** This is an open-source, large-scale text dataset specifically designed for training LLMs. It encompasses a variety of sources, including webpages, academic papers, code, and books, with an emphasis on diversity and high quality [Gao et al., 2021].
- **ROOTS (En):** This dataset is the English subset of ROOTS, a comprehensive multilingual corpus constructed by the BIGScience project. It is used for training the BLOOM models and emphasizes linguistic diversity and data transparency [Laurençon et al., 2022, Scao et al., 2022].
- **SlimPajama:** Constructed by Cerebras, this open-source dataset is a large-scale text corpus aimed at providing high-quality training materials for LLMs [Soboleva et al., 2023].
- **RefinedWeb:** Developed by the Abu Dhabi Technology Innovation Institute (TII), this large-scale English web dataset is based on CommonCrawl and undergoes rigorous content extraction, filtering, and deduplication processes. It is intended to serve as high-quality pre-training material for LLMs such as Falcon LLM [Penedo et al., 2023].
- **Wikipedia:** This structured text corpus contains Wikipedia articles and is extensively used for language model training and evaluation due to its high-quality content, comprehensive coverage, and semantic consistency [Foundation].

Pre-training data retrieval We process the pre-training corpus at the document level. For each knowledge triple, we retrieve the frequency of occurrences of the subject, the object, and their co-occurrences. Using the retrieval results from all documents, we calculate the co-occurrence metric and MI metric for each knowledge triple. Subsequently, we compute the SMI metric based on the MI metric and the model size. The retrieval process runs on 100 CPUs for 3 days.

Pre-trained models We conduct experiments on 21 fully open-source pre-trained Transformer decoder-only pre-trained LLMs [Vaswani et al., 2017]. These models not only make the model weights available but also provide complete pre-training data. They are primarily categorized into the following families:

- **BLOOM:** Created by BigScience, these open-source multilingual LLMs are trained on ROOTS and supports 46 natural languages and 13 programming languages, with parameter sizes ranging from 560 million to 176 billion [Scao et al., 2022].
- **GPT-Neo:** This family includes the GPT-Neo, GPT-J, and GPT-NeoX models, ranging from 125 million to 20 billion parameters, all trained on The Pile [Black et al., 2021, 2022, Wang, 2021].
- **Pythia:** Developed by EleutherAI, this fully open-source series of LLMs ranges from 14 million to 12 billion parameters. These models use a uniform data and training process, facilitating research that is both replicable and interpretable [Biderman et al., 2023].
- **TinyLlama:** Originating from the Singapore University of Technology and Design (SUTD), this open-source LLM is trained on SlimPajama and Starcoderdata. It has 1.1 billion parameters and is

designed with the Llama 2 architecture and tokenizer to provide efficient and lightweight LLM solutions [Zhang et al., 2024, Soboleva et al., 2023, Li et al., 2023]. The specific model we utilize is the TinyLlama-1.1B-intermediate-step-480k-1T, which is trained for approximately one epoch.

Additionally, we pre-train three models, named ours-1.6b, ours-7b, and ours-13b, based on Refined-Web and Wikipedia as a supplement to the aforementioned models.

Evaluation setting We assess these pre-trained models using the designated evaluation dataset. During the evaluation process, we set the temperature to 0.7, the maximum new tokens to 32, and the precision to bfloat16. We consider a response to be correct if the object appears within it. To ensure stability in the evaluation, we perform inference 20 times for each of the 20 queries in the QA task, subsequently calculating the average accuracy of 400 responses. This inference process runs for 5 days on 8 H20 GPUs.

The results of the pre-training data retrieval indicate that the co-occurrence frequency distribution of question entities and answer entities is highly uneven (Figure 2). The majority of QA data co-occur between 10 and 1000 times. In contrast, QA data with higher co-occurrence frequencies are notably sparse. To ensure data balance and effectively evaluate data across different ranges, we group QA data with similar metric values. For co-occurrence metrics and MI metrics, we calculate the average accuracy using intervals of 0.2. The SMI metric is computed based on the MI metric.

Finally, we perform linear regression on the metrics and accuracy, and calculate the R^2 to assess the strength of the linear relationship. Simultaneously, to evaluate the prediction error of the regression equation in specific QA tasks, we compute the MSE for each QA task and take the average.

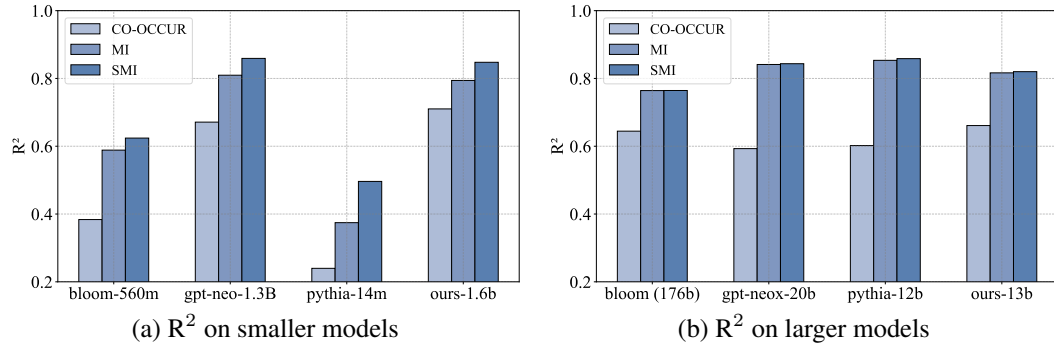


Figure 3: Comparison of R^2 results for three metrics—CO-OCCUR, MI, and SMI—across models of different sizes. (a) Smaller models (bloom-560m, gpt-neo-1.3B, pythia-14m, ours-1.6b); (b) Larger models (bloom, gpt-neox-20b, pythia-12b, ours-13b). \uparrow Higher is better.

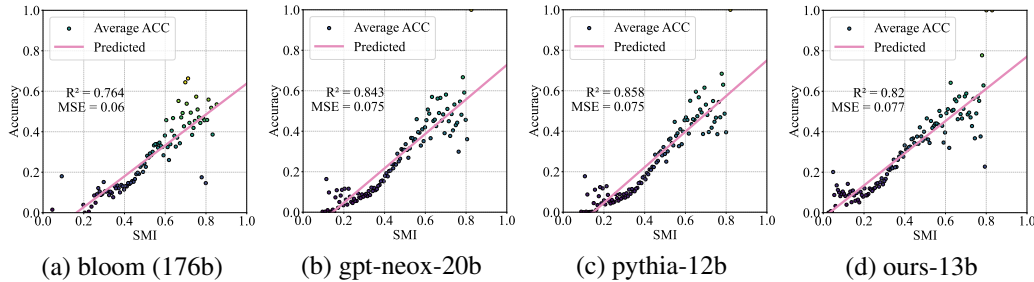


Figure 4: Relationship between the SMI metric and average accuracy on QA tasks for different model series: (a) BLOOM (176B), (b) GPT-Neo (20B), (c) Pythia (12B), and (d) Ours (13B).

4.2 Experimental Results

Results of SMI, MI, and co-occurrence metrics The primary experimental results for the three metrics are presented in Table 1. Overall, we observe the following: (1) The SMI metric performs

Table 1: R^2 and MSE ($\times 10^{-2}$) results of the CO-OCCUR, MI, and SMI metrics across different models, ranging from 14M to 176B parameters. Across all models, MI consistently outperforms CO-OCCUR, and SMI further improves upon MI.

Model	R^2 (\uparrow higher is better)			MSE ($\times 10^{-2}$, \downarrow lower is better)		
	CO-OCCUR	MI	SMI	CO-OCCUR	MI	SMI
BLOOM						
bloom-560m	0.384	0.589	0.624	8.566	7.729	7.652
bloom-1b1	0.577	0.715	0.756	9.123	7.950	7.824
bloom-1b7	0.584	0.740	0.772	9.389	8.083	7.970
bloom-3b	0.705	0.782	0.807	9.314	7.863	7.764
bloom-7b1	0.676	0.804	0.814	9.943	8.309	8.263
bloom (176b)	0.644	0.764	0.764	7.327	6.029	6.029
GPT-Neo						
gpt-neo-125m	0.349	0.531	0.593	7.004	7.107	6.999
gpt-neo-1.3B	0.671	0.810	0.859	8.233	7.444	7.265
gpt-neo-2.7B	0.672	0.826	0.850	8.168	7.320	7.233
gpt-j-6b	0.631	0.862	0.869	9.026	7.720	7.692
gpt-neox-20b	0.593	0.841	0.843	8.557	7.476	7.468
Pythia						
pythia-14m	0.240	0.375	0.496	6.855	7.183	6.978
pythia-31m	0.287	0.381	0.549	6.905	7.202	6.905
pythia-70m	0.355	0.430	0.585	6.749	7.051	6.783
pythia-160m	0.454	0.522	0.611	6.877	6.969	6.796
pythia-410m	0.524	0.701	0.759	7.439	7.035	6.889
pythia-1.4b	0.574	0.799	0.835	8.254	7.325	7.202
pythia-2.8b	0.631	0.845	0.866	8.593	7.505	7.421
pythia-6.9b	0.637	0.855	0.865	8.538	7.373	7.334
pythia-12b	0.602	0.853	0.858	8.741	7.514	7.494
TinyLlama						
TinyLlama-1.1B	0.641	0.760	0.839	7.803	7.135	6.887
Ours						
ours-1.6b	0.710	0.794	0.848	8.563	7.696	7.462
ours-7b	0.784	0.847	0.855	8.983	8.033	7.997
ours-13b	0.661	0.816	0.820	8.585	7.688	7.674

exceptionally well on the evaluation set, with both R^2 and MSE surpassing the baseline across all models. (2) For all models, the SMI metric achieves R^2 values greater than 0.49, and for models with parameters exceeding 1 billion, the R^2 exceeds 0.75. This highlights a robust linear relationship and effectively predicts QA accuracy. (3) The MI metric outperforms the baseline co-occurrence metric, while the SMI metric further exceeds the MI metric, demonstrating the effectiveness of our iterative improvement approach.

The comparison of experimental results from models of different sizes indicates diminishing returns when increasing model size. A linear relationship is observed between the models' average accuracy on the full evaluation dataset and the logarithm of model size, suggesting that significant gains in QA performance require exponential increases in model size (Figure 5). Meanwhile, the advantage of the SMI metric over the MI metric is more pronounced in smaller models (Figure 3). As model size increases, this advantage becomes less evident. For the BLOOM 560m model, the R^2 values differ by $3.55E-02$, and the MSE values differ by $7.75E-04$. In contrast, for the BLOOM 176b model,

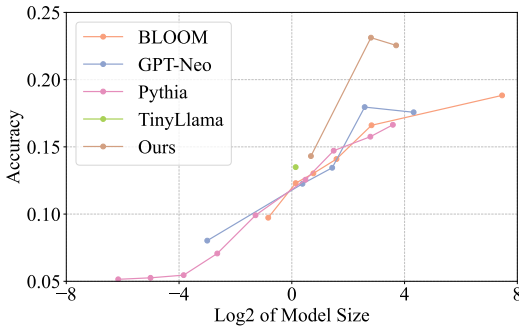


Figure 5: Relationship between average QA accuracy on the full evaluation dataset and model size across five different model families. Model size is reported in billions of parameters and plotted on a base-2 logarithmic scale. Variations in pre-training data across model families may account for differences in performance.

Table 2: Hyperparameter analysis of the SMI metric across different BLOOM models. (a) illustrates the impact of varying unit scales, while (b) shows the effect of different pre-normalization ranges.

(a) SMI values across varying unit scales						
Unit	bloom-560m	bloom-1b1	bloom-1b7	bloom-3b	bloom-7b1	bloom (176b)
10^8	0.590	0.716	0.741	0.783	0.804	0.764
10^9	0.600	0.723	0.745	0.785	0.805	0.764
10^{10}	0.624	0.756	0.772	0.807	0.814	0.764
10^{11}	0.394	0.497	0.586	0.760	0.826	0.766
10^{12}	0.343	0.222	0.197	0.235	0.349	0.769

(b) SMI values under different pre-normalization ranges						
Range	bloom-560m	bloom-1b1	bloom-1b7	bloom-3b	bloom-7b1	bloom (176b)
$[-30, 0]$	0.624	0.756	0.772	0.807	0.814	0.764
$[-35, 0]$	0.626	0.750	0.766	0.800	0.811	0.764
$[-40, 0]$	0.625	0.746	0.761	0.797	0.809	0.764
$[-45, 0]$	0.623	0.742	0.758	0.794	0.808	0.764
$[-50, 0]$	0.620	0.739	0.756	0.793	0.808	0.764

the difference in R^2 values is only $2.42E-04$, and the difference in MSE values is just $6.60E-06$. This indicates that larger models may possess sufficient memory capacity, thereby diminishing the impact of further scaling.

Moreover, the benefits of data optimization exhibit diminishing returns and an upper limit. We find that although the models’ performance on the QA task improves with increasing SMI, the accuracy remains relatively low even when the SMI reaches its maximum value (see Figure 4). Specifically, the upper accuracy limits for the models bloom, gpt-neox-20b, pythia-12b, and ours-13b are 0.638, 0.727, 0.75, and 0.771, respectively. This indicates that even with perfect optimization of the pre-training data for these models, the accuracy on the QA task cannot exceed an approximate upper limit of 0.8.

Results of hyperparameter influence on the SMI metric The SMI framework involves two critical hyperparameters. The first is the unit for model parameter quantity, which is set by default to $1e9$. The second is the pre-normalization range for the SMI metric, with a default setting of -30 to 0 . We conduct ablation experiments on these two hyperparameters, and the results are presented in Table 2. From the experimental results, we observe the following: (1) The unit for model parameter quantity significantly affects the SMI results. Using $1e10$ as the unit yields the best overall performance. However, as the model size increases, the optimal unit value also increases. Smaller models exhibit lower robustness to parameter variations, whereas larger models display enhanced robustness. (2) The pre-normalization range has a relatively minor effect on the SMI results. The range of -30 to 0 performs best overall. Although a smaller pre-normalization range is preferable, the minimum value in the experimental data approximates -30 , suggesting that further reduction might result in data loss.

5 Conclusion

In this paper, we explore how to predict model knowledge using only pre-training signals and propose effective solutions to address three major challenges. We propose SMI, an information-theoretic metric that linearly correlates pre-training data characteristics, model size, and QA accuracy without any additional training. SMI achieves $R^2 > 0.75$ on models with over one billion parameters. Experimental results further reveal that both scaling model size and optimizing data provide marginal benefits, with the accuracy on specific QA tasks plateauing at approximately 80%.

This paper emphasizes the feasibility of predicting downstream performance based on pre-training signals. It offers a principled metric for data-model-task alignment, thereby providing a reference

for optimizing data selection and performance prediction during the pre-training phase of LLMs. To facilitate further research, all evaluation data and analysis code are made publicly available.

6 Limitations

Although the SMI metric performs well in predicting the accuracy of pretrained models on specific QA tasks, the prediction results remain highly dependent on the type of task. The relationship between the SMI and performance may vary across different categories of tasks, necessitating further investigation into various types of tasks in the future.

Additionally, the fitting results for models with differing parameter sizes exhibit slight differences, and smaller models demonstrate increased sensitivity to the hyperparameters of the SMI. Future research will focus on developing representations of pretrained signals that are more robust to model size and exploring the mathematical foundations underlying these representations.

References

- Zeyuan Allen-Zhu and Yuanzhi Li. Physics of language models: Part 3.1, knowledge storage and extraction. In *Forty-first International Conference on Machine Learning, ICML 2024, Vienna, Austria, July 21-27, 2024*. OpenReview.net, 2024a. URL <https://openreview.net/forum?id=5x788rqbcj>.
- Zeyuan Allen-Zhu and Yuanzhi Li. Physics of language models: Part 3.3, knowledge capacity scaling laws. *CoRR*, abs/2404.05405, 2024b. doi: 10.48550/ARXIV.2404.05405. URL <https://doi.org/10.48550/arXiv.2404.05405>.
- Stella Biderman, Hailey Schoelkopf, Quentin Gregory Anthony, Herbie Bradley, Kyle O’Brien, Eric Hallahan, Mohammad Aflah Khan, Shivanshu Purohit, USVSN Sai Prashanth, Edward Raff, Aviya Skowron, Lintang Sutawika, and Oskar van der Wal. Pythia: A suite for analyzing large language models across training and scaling. In Andreas Krause, Emma Brunskill, Kyunghyun Cho, Barbara Engelhardt, Sivan Sabato, and Jonathan Scarlett, editors, *International Conference on Machine Learning, ICML 2023, 23-29 July 2023, Honolulu, Hawaii, USA*, volume 202 of *Proceedings of Machine Learning Research*, pages 2397–2430. PMLR, 2023. URL <https://proceedings.mlr.press/v202/biderman23a.html>.
- Sid Black, Gao Leo, Phil Wang, Connor Leahy, and Stella Biderman. GPT-Neo: Large Scale Autoregressive Language Modeling with Mesh-Tensorflow, March 2021. URL <https://doi.org/10.5281/zenodo.5297715>. If you use this software, please cite it using these metadata.
- Sid Black, Stella Biderman, Eric Hallahan, Quentin Anthony, Leo Gao, Laurence Golding, Horace He, Connor Leahy, Kyle McDonell, Jason Phang, Michael Pieler, USVSN Sai Prashanth, Shivanshu Purohit, Laria Reynolds, Jonathan Tow, Ben Wang, and Samuel Weinbach. Gpt-neox-20b: An open-source autoregressive language model. *CoRR*, abs/2204.06745, 2022. doi: 10.48550/ARXIV.2204.06745. URL <https://doi.org/10.48550/arXiv.2204.06745>.
- Nicholas Carlini, Daphne Ippolito, Matthew Jagielski, Katherine Lee, Florian Tramèr, and Chiyuan Zhang. Quantifying memorization across neural language models. In *The Eleventh International Conference on Learning Representations, ICLR 2023, Kigali, Rwanda, May 1-5, 2023*. OpenReview.net, 2023. URL https://openreview.net/forum?id=TatRHT_1cK.
- Aakanksha Chowdhery, Sharan Narang, Jacob Devlin, Maarten Bosma, Gaurav Mishra, Adam Roberts, Paul Barham, Hyung Won Chung, Charles Sutton, Sebastian Gehrmann, Parker Schuh, Kensen Shi, Sasha Tsvyashchenko, Joshua Maynez, Abhishek Rao, Parker Barnes, Yi Tay, Noam Shazeer, Vinodkumar Prabhakaran, Emily Reif, Nan Du, Ben Hutchinson, Reiner Pope, James Bradbury, Jacob Austin, Michael Isard, Guy Gur-Ari, Pengcheng Yin, Toju Duke, Anselm Levskaya, Sanjay Ghemawat, Sunipa Dev, Henryk Michalewski, Xavier Garcia, Vedant Misra, Kevin Robinson, Liam Fedus, Denny Zhou, Daphne Ippolito, David Luan, Hyeontaek Lim, Barret Zoph, Alexander Spiridonov, Ryan Sepassi, David Dohan, Shivani Agrawal, Mark Omernick, Andrew M. Dai, Thanumalayan Sankaranarayanan Pillai, Marie Pellat, Aitor Lewkowycz, Erica Moreira, Rewon Child, Oleksandr Polozov, Katherine Lee, Zongwei Zhou, Xuezhi Wang, Brennan Saeta, Mark Diaz, Orhan Firat, Michele Catasta, Jason Wei, Kathy Meier-Hellstern, Douglas Eck, Jeff Dean, Slav Petrov, and Noah Fiedel. Palm: Scaling language modeling with pathways. *J. Mach. Learn. Res.*, 24:240:1–240:113, 2023. URL <https://jmlr.org/papers/v24/22-1144.html>.
- Abhimanyu Dubey, Abhinav Jauhri, Abhinav Pandey, Abhishek Kadian, Ahmad Al-Dahle, Aiesha Letman, Akhil Mathur, Alan Schelten, Amy Yang, Angela Fan, Anirudh Goyal, Anthony Hartshorn, Aobo Yang, Archi Mitra, Archie Sravankumar, Artem Korenev, Arthur Hinsvark, Arun Rao, Aston Zhang, Aurélien Rodriguez,

- Austen Gregerson, Ava Spataru, Baptiste Rozière, Bethany Biron, Binh Tang, Bobbie Chern, Charlotte Caucheteux, Chaya Nayak, Chloe Bi, Chris Marra, Chris McConnell, Christian Keller, Christophe Touret, Chunyang Wu, Corinne Wong, Cristian Canton Ferrer, Cyrus Nikolaidis, Damien Allonsius, Daniel Song, Danielle Pintz, Danny Livshits, David Esiobu, Dhruv Choudhary, Dhruv Mahajan, Diego Garcia-Olano, Diego Perino, Dieuwke Hupkes, Egor Lakomkin, Ehab AlBadawy, Elina Lobanova, Emily Dinan, Eric Michael Smith, Filip Radenovic, Frank Zhang, Gabriel Synnaeve, Gabrielle Lee, Georgia Lewis Anderson, Graeme Nail, Grégoire Mialon, Guan Pang, Guillem Cucurell, Hailey Nguyen, Hannah Korevaar, Hu Xu, Hugo Touvron, Iliyan Zarov, Imanol Arrieta Ibarra, Isabel M. Kloumann, Ishan Misra, Ivan Evtimov, Jade Copet, Jaewon Lee, Jan Geffert, Jana Vranes, Jason Park, Jay Mahadeokar, Jeet Shah, Jelmer van der Linde, Jennifer Billock, Jenny Hong, Jenya Lee, Jeremy Fu, Jianfeng Chi, Jianyu Huang, Jiawen Liu, Jie Wang, Jiecao Yu, Joanna Bitton, Joe Spisak, Jongsoo Park, Joseph Rocca, Joshua Johnstun, Joshua Saxe, Junteng Jia, Kalyan Vasuden Alwala, Kartikeya Upasani, Kate Plawiak, Ke Li, Kenneth Heafield, Kevin Stone, and et al. The llama 3 herd of models. *CoRR*, abs/2407.21783, 2024. doi: 10.48550/ARXIV.2407.21783. URL <https://doi.org/10.48550/arXiv.2407.21783>.
- Yanai Elazar, Nora Kassner, Shauli Ravfogel, Abhilasha Ravichander, Eduard H. Hovy, Hinrich Schütze, and Yoav Goldberg. Measuring and improving consistency in pretrained language models. *Trans. Assoc. Comput. Linguistics*, 9:1012–1031, 2021. doi: 10.1162/TACL_A_00410. URL https://doi.org/10.1162/tacl_a_00410.
- Wikimedia Foundation. Wikimedia downloads. URL <https://dumps.wikimedia.org>.
- Leo Gao, Stella Biderman, Sid Black, Laurence Golding, Travis Hoppe, Charles Foster, Jason Phang, Horace He, Anish Thite, Noa Nabeshima, Shawn Presser, and Connor Leahy. The pile: An 800gb dataset of diverse text for language modeling. *CoRR*, abs/2101.00027, 2021. URL <https://arxiv.org/abs/2101.00027>.
- Suchin Gururangan, Ana Marasovic, Swabha Swayamdipta, Kyle Lo, Iz Beltagy, Doug Downey, and Noah A. Smith. Don’t stop pretraining: Adapt language models to domains and tasks. In Dan Jurafsky, Joyce Chai, Natalie Schluter, and Joel R. Tetreault, editors, *Proceedings of the 58th Annual Meeting of the Association for Computational Linguistics, ACL 2020, Online, July 5-10, 2020*, pages 8342–8360. Association for Computational Linguistics, 2020. doi: 10.18653/V1/2020.ACL-MAIN.740. URL <https://doi.org/10.18653/v1/2020.acl-main.740>.
- Qiyuan He, Yizhong Wang, and Wenya Wang. Can language models act as knowledge bases at scale? *CoRR*, abs/2402.14273, 2024. doi: 10.48550/ARXIV.2402.14273. URL <https://doi.org/10.48550/arXiv.2402.14273>.
- Albert Q. Jiang, Alexandre Sablayrolles, Antoine Roux, Arthur Mensch, Blanche Savary, Chris Bamford, Devendra Singh Chaplot, Diego de Las Casas, Emma Bou Hanna, Florian Bressand, Gianna Lengyel, Guillaume Bour, Guillaume Lample, L  lio Renard Lavaud, Lucile Saulnier, Marie-Anne Lachaux, Pierre Stock, Sandeep Subramanian, Sophia Yang, Szymon Antoniak, Teven Le Scao, Th  ophile Gervet, Thibaut Lavril, Thomas Wang, Timoth  e Lacroix, and William El Sayed. Mixtral of experts. *CoRR*, abs/2401.04088, 2024. doi: 10.48550/ARXIV.2401.04088. URL <https://doi.org/10.48550/arXiv.2401.04088>.
- Tianjie Ju, Yijin Chen, Xinwei Yuan, Zhuosheng Zhang, Wei Du, Yubin Zheng, and Gongshen Liu. Investigating multi-hop factual shortcuts in knowledge editing of large language models. In Lun-Wei Ku, Andre Martins, and Vivek Srikumar, editors, *Proceedings of the 62nd Annual Meeting of the Association for Computational Linguistics (Volume 1: Long Papers), ACL 2024, Bangkok, Thailand, August 11-16, 2024*, pages 8987–9001. Association for Computational Linguistics, 2024. doi: 10.18653/V1/2024.ACL-LONG.486. URL <https://doi.org/10.18653/v1/2024.acl-long.486>.
- Nikhil Kandpal, Haikang Deng, Adam Roberts, Eric Wallace, and Colin Raffel. Large language models struggle to learn long-tail knowledge. In Andreas Krause, Emma Brunskill, Kyunghyun Cho, Barbara Engelhardt, Sivan Sabato, and Jonathan Scarlett, editors, *International Conference on Machine Learning, ICML 2023, 23-29 July 2023, Honolulu, Hawaii, USA*, volume 202 of *Proceedings of Machine Learning Research*, pages 15696–15707. PMLR, 2023. URL <https://proceedings.mlr.press/v202/kandpal23a.html>.
- Jared Kaplan, Sam McCandlish, Tom Henighan, Tom B. Brown, Benjamin Chess, Rewon Child, Scott Gray, Alec Radford, Jeffrey Wu, and Dario Amodei. Scaling laws for neural language models. *CoRR*, abs/2001.08361, 2020. URL <https://arxiv.org/abs/2001.08361>.
- Hugo Lauren  on, Lucile Saulnier, Thomas Wang, Christopher Akiki, Albert Villanova del Moral, Teven Le Scao, Leandro von Werra, Chenghao Mou, Eduardo Gonz  lez Ponferrada, Huu Nguyen, J  rg Froberg, Mario Sasko, Quentin Lhoest, Angelina McMillan-Major, G  rard Dupont, Stella Biderman, Anna Rogers, Loubna Ben Allal, Francesco De Toni, Giada Pistilli, Olivier Nguyen, Somaieh Nikpoor, Maraim Masoud, Pierre Colombo, Javier de la Rosa, Paulo Villegas, Tristan Thrush, Shayne Longpre, Sebastian Nagel, Leon Weber, Manuel Mu  oz, Jian Zhu, Daniel van Strien, Zaid Alyafeai, Khalid Almubarak, Minh Chien Vu,

- Itziar Gonzalez-Dios, Aitor Soroa, Kyle Lo, Manan Dey, Pedro Ortiz Suarez, Aaron Gokaslan, Shamik Bose, David Ifeoluwa Adelani, Long Phan, Hieu Tran, Ian Yu, Suhas Pai, Jenny Chim, Violette Lepercq, Suzana Ilic, Margaret Mitchell, Alexandra Sasha Luccioni, and Yacine Jernite. The bigscience ROOTS corpus: A 1.6tb composite multilingual dataset. In Sanmi Koyejo, S. Mohamed, A. Agarwal, Danielle Belgrave, K. Cho, and A. Oh, editors, *Advances in Neural Information Processing Systems 35: Annual Conference on Neural Information Processing Systems 2022, NeurIPS 2022, New Orleans, LA, USA, November 28 - December 9, 2022*, 2022. URL http://papers.nips.cc/paper_files/paper/2022/hash/ce9e92e3de2372a4b93353eb7f3dc0bd-Abstract-Datasets_and_Benchmarks.html.
- Bo Li, Qinghua Zhao, and Lijie Wen. ROME: memorization insights from text, probability and hidden state in large language models. *CoRR*, abs/2403.00510, 2024. doi: 10.48550/ARXIV.2403.00510. URL <https://doi.org/10.48550/arXiv.2403.00510>.
- Raymond Li, Loubna Ben Allal, Yangtian Zi, Niklas Muennighoff, Denis Kocetkov, Chenghao Mou, Marc Marone, Christopher Akiki, Jia Li, Jenny Chim, Qian Liu, Evgenii Zheltonozhskii, Terry Yue Zhuo, Thomas Wang, Olivier Dehaene, Mishig Davaadorj, Joel Lamy-Poirier, João Monteiro, Oleh Shliazhko, Nicolas Gontier, Nicholas Meade, Armel Zebaze, Ming-Ho Yee, Logesh Kumar Umapathi, Jian Zhu, Benjamin Lipkin, Muhtasham Oblokulov, Zhiruo Wang, Rudra Murthy V, Jason T. Stillerman, Siva Sankalp Patel, Dmitry Abulkhanov, Marco Zocca, Manan Dey, Zhihan Zhang, Nour Fahmy, Urvashi Bhattacharyya, Wenhao Yu, Swayam Singh, Sasha Luccioni, Paulo Villegas, Maxim Kunakov, Fedor Zhdanov, Manuel Romero, Tony Lee, Nadav Timor, Jennifer Ding, Claire Schlesinger, Hailey Schoelkopf, Jan Ebert, Tri Dao, Mayank Mishra, Alex Gu, Jennifer Robinson, Carolyn Jane Anderson, Brendan Dolan-Gavitt, Danish Contractor, Siva Reddy, Daniel Fried, Dzmitry Bahdanau, Yacine Jernite, Carlos Muñoz Ferrandis, Sean Hughes, Thomas Wolf, Arjun Guha, Leandro von Werra, and Harm de Vries. Starcoder: may the source be with you! *Trans. Mach. Learn. Res.*, 2023, 2023. URL <https://openreview.net/forum?id=KoF0g41haE>.
- Shayne Longpre, Gregory Yauney, Emily Reif, Katherine Lee, Adam Roberts, Barret Zoph, Denny Zhou, Jason Wei, Kevin Robinson, David Mimno, and Daphne Ippolito. A pretrainer’s guide to training data: Measuring the effects of data age, domain coverage, quality, & toxicity. In Kevin Duh, Helena Gómez-Adorno, and Steven Bethard, editors, *Proceedings of the 2024 Conference of the North American Chapter of the Association for Computational Linguistics: Human Language Technologies (Volume 1: Long Papers)*, NAACL 2024, Mexico City, Mexico, June 16-21, 2024, pages 3245–3276. Association for Computational Linguistics, 2024. doi: 10.18653/V1/2024.NAACL-LONG.179. URL <https://doi.org/10.18653/v1/2024.naacl-long.179>.
- Alex Mallen, Akari Asai, Victor Zhong, Rajarshi Das, Daniel Khashabi, and Hannaneh Hajishirzi. When not to trust language models: Investigating effectiveness of parametric and non-parametric memories. In Anna Rogers, Jordan L. Boyd-Graber, and Naoaki Okazaki, editors, *Proceedings of the 61st Annual Meeting of the Association for Computational Linguistics (Volume 1: Long Papers)*, ACL 2023, Toronto, Canada, July 9-14, 2023, pages 9802–9822. Association for Computational Linguistics, 2023. doi: 10.18653/V1/2023.ACL-LONG.546. URL <https://doi.org/10.18653/v1/2023.acl-long.546>.
- R. Thomas McCoy, Shunyu Yao, Dan Friedman, Matthew Hardy, and Thomas L. Griffiths. Embers of autoregression: Understanding large language models through the problem they are trained to solve. *CoRR*, abs/2309.13638, 2023. doi: 10.48550/ARXIV.2309.13638. URL <https://doi.org/10.48550/arXiv.2309.13638>.
- Sewon Min, Xinxu Lyu, Ari Holtzman, Mikel Artetxe, Mike Lewis, Hannaneh Hajishirzi, and Luke Zettlemoyer. Rethinking the role of demonstrations: What makes in-context learning work? In Yoav Goldberg, Zornitsa Kozareva, and Yue Zhang, editors, *Proceedings of the 2022 Conference on Empirical Methods in Natural Language Processing, EMNLP 2022, Abu Dhabi, United Arab Emirates, December 7-11, 2022*, pages 11048–11064. Association for Computational Linguistics, 2022. doi: 10.18653/V1/2022.EMNLP-MAIN.759. URL <https://doi.org/10.18653/v1/2022.emnlp-main.759>.
- OpenAI. GPT-4 technical report. *CoRR*, abs/2303.08774, 2023. doi: 10.48550/ARXIV.2303.08774. URL <https://doi.org/10.48550/arXiv.2303.08774>.
- Guilherme Penedo, Quentin Malartic, Daniel Hesslow, Ruxandra Cojocaru, Hamza Alobeidli, Alessandro Cappelli, Baptiste Pannier, Ebtesam Almazrouei, and Julien Launay. The refinedweb dataset for falcon LLM: outperforming curated corpora with web data only. In Alice Oh, Tristan Naumann, Amir Globerson, Kate Saenko, Moritz Hardt, and Sergey Levine, editors, *Advances in Neural Information Processing Systems 36: Annual Conference on Neural Information Processing Systems 2023, NeurIPS 2023, New Orleans, LA, USA, December 10 - 16, 2023*, 2023. URL http://papers.nips.cc/paper_files/paper/2023/hash/fa3ed726cc5073b9c31e3e49a807789c-Abstract-Datasets_and_Benchmarks.html.
- Fabio Petroni, Tim Rocktäschel, Sebastian Riedel, Patrick S. H. Lewis, Anton Bakhtin, Yuxiang Wu, and Alexander H. Miller. Language models as knowledge bases? In Kentaro Inui, Jing Jiang, Vincent Ng, and Xiaojun Wan, editors, *Proceedings of the 2019 Conference on Empirical Methods in Natural Language*

- Processing and the 9th International Joint Conference on Natural Language Processing, EMNLP-IJCNLP 2019, Hong Kong, China, November 3-7, 2019*, pages 2463–2473. Association for Computational Linguistics, 2019. doi: 10.18653/V1/D19-1250. URL <https://doi.org/10.18653/v1/D19-1250>.
- Yasaman Razeghi, Robert L. Logan IV, Matt Gardner, and Sameer Singh. Impact of pretraining term frequencies on few-shot numerical reasoning. In Yoav Goldberg, Zornitsa Kozareva, and Yue Zhang, editors, *Findings of the Association for Computational Linguistics: EMNLP 2022, Abu Dhabi, United Arab Emirates, December 7-11, 2022*, pages 840–854. Association for Computational Linguistics, 2022. doi: 10.18653/V1/2022.FINDINGS-EMNLP.59. URL <https://doi.org/10.18653/v1/2022.findings-emnlp.59>.
- Adam Roberts, Colin Raffel, and Noam Shazeer. How much knowledge can you pack into the parameters of a language model? In Bonnie Webber, Trevor Cohn, Yulan He, and Yang Liu, editors, *Proceedings of the 2020 Conference on Empirical Methods in Natural Language Processing, EMNLP 2020, Online, November 16-20, 2020*, pages 5418–5426. Association for Computational Linguistics, 2020. doi: 10.18653/V1/2020.EMNLP-MAIN.437. URL <https://doi.org/10.18653/v1/2020.emnlp-main.437>.
- Teven Le Scao, Angela Fan, Christopher Akiki, Ellie Pavlick, Suzana Ilic, Daniel Hesslow, Roman Castagné, Alexandra Sasha Luccioni, François Yvon, Matthias Gallé, Jonathan Tow, Alexander M. Rush, Stella Biderman, Albert Webson, Pawan Sasanka Ammanamanchi, Thomas Wang, Benoît Sagot, Niklas Muenighoff, Albert Villanova del Moral, Olatunji Ruwase, Rachel Bawden, Stas Bekman, Angelina McMillan-Major, Iz Beltagy, Huu Nguyen, Lucile Saulnier, Samson Tan, Pedro Ortiz Suarez, Victor Sanh, Hugo Laurençon, Yacine Jernite, Julien Launay, Margaret Mitchell, Colin Raffel, Aaron Gokaslan, Adi Simhi, Aitor Soroa, Alham Fikri Aji, Amit Alfassy, Anna Rogers, Ariel Kreisberg Nitzav, Canwen Xu, Chenghao Mou, Chris Emezue, Christopher Klamm, Colin Leong, Daniel van Strien, David Ifeoluwa Adelani, and et al. BLOOM: A 176b-parameter open-access multilingual language model. *CoRR*, abs/2211.05100, 2022. doi: 10.48550/ARXIV.2211.05100. URL <https://doi.org/10.48550/arXiv.2211.05100>.
- Claude E. Shannon. A mathematical theory of communication. *Bell Syst. Tech. J.*, 27(3):379–423, 1948. doi: 10.1002/J.1538-7305.1948.TB01338.X. URL <https://doi.org/10.1002/j.1538-7305.1948.tb01338.x>.
- Daria Soboleva, Faisal Al-Khateeb, Robert Myers, Jacob R Steeves, Joel Hestness, and Nolan Dey. SlimPajama: A 627B token cleaned and deduplicated version of RedPajama. <https://www.cerebras.net/blog/slimpajama-a-627b-token-cleaned-and-deduplicated-version-of-redpajama>, 2023. URL <https://huggingface.co/datasets/cerebras/SlimPajama-627B>.
- Pragya Srivastava, Satvik Golechha, Amit Deshpande, and Amit Sharma. NICE: to optimize in-context examples or not? In Lun-Wei Ku, Andre Martins, and Vivek Srikumar, editors, *Proceedings of the 62nd Annual Meeting of the Association for Computational Linguistics (Volume 1: Long Papers), ACL 2024, Bangkok, Thailand, August 11-16, 2024*, pages 5494–5510. Association for Computational Linguistics, 2024. doi: 10.18653/V1/2024.ACL-LONG.300. URL <https://doi.org/10.18653/v1/2024.acl-long.300>.
- Ashish Vaswani, Noam Shazeer, Niki Parmar, Jakob Uszkoreit, Llion Jones, Aidan N. Gomez, Lukasz Kaiser, and Illia Polosukhin. Attention is all you need. In Isabelle Guyon, Ulrike von Luxburg, Samy Bengio, Hanna M. Wallach, Rob Fergus, S. V. N. Vishwanathan, and Roman Garnett, editors, *Advances in Neural Information Processing Systems 30: Annual Conference on Neural Information Processing Systems 2017, December 4-9, 2017, Long Beach, CA, USA*, pages 5998–6008, 2017. URL <https://proceedings.neurips.cc/paper/2017/hash/3f5ee243547dee91fbd053c1c4a845aa-Abstract.html>.
- Ben Wang. Mesh-Transformer-JAX: Model-Parallel Implementation of Transformer Language Model with JAX. <https://github.com/kingoflolz/mesh-transformer-jax>, May 2021.
- Cunxiang Wang, Pai Liu, and Yue Zhang. Can generative pre-trained language models serve as knowledge bases for closed-book qa? In Chengqing Zong, Fei Xia, Wenjie Li, and Roberto Navigli, editors, *Proceedings of the 59th Annual Meeting of the Association for Computational Linguistics and the 11th International Joint Conference on Natural Language Processing, ACL/IJCNLP 2021, (Volume 1: Long Papers), Virtual Event, August 1-6, 2021*, pages 3241–3251. Association for Computational Linguistics, 2021. doi: 10.18653/V1/2021.ACL-LONG.251. URL <https://doi.org/10.18653/v1/2021.acl-long.251>.
- Mengru Wang, Yunzhi Yao, Ziwen Xu, Shuofei Qiao, Shumin Deng, Peng Wang, Xiang Chen, Jia-Chen Gu, Yong Jiang, Pengjun Xie, Fei Huang, Huajun Chen, and Ningyu Zhang. Knowledge mechanisms in large language models: A survey and perspective. In Yaser Al-Onaizan, Mohit Bansal, and Yun-Nung Chen, editors, *Findings of the Association for Computational Linguistics: EMNLP 2024, Miami, Florida, USA, November 12-16, 2024*, pages 7097–7135. Association for Computational Linguistics, 2024. URL <https://aclanthology.org/2024.findings-emnlp.416>.

Steve Yadlowsky, Lyric Doshi, and Nilesch Tripuraneni. Pretraining data mixtures enable narrow model selection capabilities in transformer models. *CoRR*, abs/2311.00871, 2023. doi: 10.48550/ARXIV.2311.00871. URL <https://doi.org/10.48550/arXiv.2311.00871>.

An Yang, Baosong Yang, Binyuan Hui, Bo Zheng, Bowen Yu, Chang Zhou, Chengpeng Li, Chengyuan Li, Dayiheng Liu, Fei Huang, Guanting Dong, Haoran Wei, Huan Lin, Jialong Tang, Jialin Wang, Jian Yang, Jianhong Tu, Jianwei Zhang, Jianxin Ma, Jianxin Yang, Jin Xu, Jingren Zhou, Jinze Bai, Jinzheng He, Junyang Lin, Kai Dang, Keming Lu, Keqin Chen, Kexin Yang, Mei Li, Mingfeng Xue, Na Ni, Pei Zhang, Peng Wang, Ru Peng, Rui Men, Ruize Gao, Runji Lin, Shijie Wang, Shuai Bai, Sinan Tan, Tianhang Zhu, Tianhao Li, Tianyu Liu, Wenbin Ge, Xiaodong Deng, Xiaohuan Zhou, Xingzhang Ren, Xinyu Zhang, Xipin Wei, Xuancheng Ren, Xuejing Liu, Yang Fan, Yang Yao, Yichang Zhang, Yu Wan, Yunfei Chu, Yuqiong Liu, Zeyu Cui, Zhenru Zhang, Zhifang Guo, and Zhihao Fan. Qwen2 technical report. *CoRR*, abs/2407.10671, 2024. doi: 10.48550/ARXIV.2407.10671. URL <https://doi.org/10.48550/arXiv.2407.10671>.

Junjie Ye, Yuming Yang, Qi Zhang, Tao Gui, Xuanjing Huang, Peng Wang, Zhongchao Shi, and Jianping Fan. Empirical insights on fine-tuning large language models for question-answering. *CoRR*, abs/2409.15825, 2024. doi: 10.48550/ARXIV.2409.15825. URL <https://doi.org/10.48550/arXiv.2409.15825>.

Peiyuan Zhang, Guangtao Zeng, Tianduo Wang, and Wei Lu. Tinyllama: An open-source small language model. *CoRR*, abs/2401.02385, 2024. doi: 10.48550/ARXIV.2401.02385. URL <https://doi.org/10.48550/arXiv.2401.02385>.

A Technical Appendices and Supplementary Material

A.1 Licenses and Terms of Use

We use the following publicly available assets in this work:

- **ParaRel:** <https://github.com/yanaiela/pararel>, MIT License [Elazar et al., 2021].
- **The Pile:** <https://huggingface.co/datasets/EleutherAI/pile>, MIT License [Gao et al., 2021].
- **ROOTS (En):** <https://huggingface.co/bigscience-data>, cc-by-nc-sa-4.0 license [Laurençon et al., 2022].
- **SlimPajama:** <https://huggingface.co/datasets/cerebras/SlimPajama-627B>, Common Crawl Foundation Terms of Use, C4 license, MIT License, BSD License, Apache License, the_pile_books3 license, pg19 license, ArXiv Terms of Use, Wikipedia License, StackExchange license on the Internet Archive [Soboleva et al., 2023].
- **RefinedWeb:** <https://huggingface.co/datasets/tiiuae/falcon-refinedweb>, ODC-By 1.0 license, CommonCrawl ToU [Penedo et al., 2023].
- **Wikipedia:** <https://huggingface.co/datasets/wikimedia/wikipedia>, GNU Free Documentation License, Creative Commons Attribution-Share-Alike 3.0 License [Foundation].
- **bloom-560m:** bigscience/bloom-560m, RAIL License v1.0 [Scao et al., 2022].
- **bloom-1b1:** bigscience/bloom-1b1, RAIL License v1.0 [Scao et al., 2022].
- **bloom-1b7:** bigscience/bloom-1b7, RAIL License v1.0 [Scao et al., 2022].
- **bloom-3b:** bigscience/bloom-3b, RAIL License v1.0 [Scao et al., 2022].
- **bloom-7b1:** bigscience/bloom-7b1, RAIL License v1.0 [Scao et al., 2022].
- **bloom:** bigscience/bloom, RAIL License v1.0 [Scao et al., 2022].
- **gpt-neo-125m:** <https://huggingface.co/EleutherAI/gpt-neo-125m>, MIT License [Black et al., 2021].
- **gpt-neo-1.3B:** <https://huggingface.co/EleutherAI/gpt-neo-1.3B>, MIT License [Black et al., 2021].
- **gpt-neo-2.7B:** <https://huggingface.co/EleutherAI/gpt-neo-2.7B>, MIT License [Black et al., 2021].
- **gpt-j-6b:** <https://huggingface.co/EleutherAI/gpt-j-6b>, Apache 2.0 license [Wang, 2021].

- **gpt-neox-20b**: <https://huggingface.co/EleutherAI/gpt-neox-20b>, Apache 2.0 license [Black et al., 2022].
- **pythia-14m**: <https://huggingface.co/EleutherAI/pythia-14m>, Apache 2.0 license [Biderman et al., 2023].
- **pythia-31m**: <https://huggingface.co/EleutherAI/pythia-31m>, Apache 2.0 license [Biderman et al., 2023].
- **pythia-70m**: <https://huggingface.co/EleutherAI/pythia-70m>, Apache 2.0 license [Biderman et al., 2023].
- **pythia-160m**: <https://huggingface.co/EleutherAI/pythia-160m>, Apache 2.0 license [Biderman et al., 2023].
- **pythia-410m**: <https://huggingface.co/EleutherAI/pythia-410m>, Apache 2.0 license [Biderman et al., 2023].
- **pythia-1.4b**: <https://huggingface.co/EleutherAI/pythia-1.4b>, Apache 2.0 license [Biderman et al., 2023].
- **pythia-2.8b**: <https://huggingface.co/EleutherAI/pythia-2.8b>, Apache 2.0 license [Biderman et al., 2023].
- **pythia-6.9b**: <https://huggingface.co/EleutherAI/pythia-6.9b>, Apache 2.0 license [Biderman et al., 2023].
- **pythia-12b**: <https://huggingface.co/EleutherAI/pythia-12b>, Apache 2.0 license [Biderman et al., 2023].
- **TinyLlama**: <https://huggingface.co/TinyLlama/TinyLlama-1.1B-intermediate-step-480k-1T>, Apache 2.0 license [Zhang et al., 2024].

We confirm that all licenses and terms of use are respected.

A.2 Templates for Knowledge Triples

Table 3: Twenty templates and their corresponding accuracy values for the **BORN** relation on the ours-13b model. [S] represents the subject in the knowledge triple.

Template	ACC
[S]’s birth took place in	0.186
[S] was brought into existence in	0.187
[S] was born into the world in	0.190
[S]’s nativity is	0.197
The place in which [S] was given birth to is	0.201
The hometown of [S] is	0.203
The birthplace of [S] is	0.212
[S] was delivered in	0.215
[S]’s cradle was in	0.219
[S]’s entry into the world happened in	0.225
[S] first saw the light in	0.228
[S]’s roots are in	0.230
[S]’s life began in	0.230
[S] was born and raised in	0.237
[S]’s origin is	0.238
[S] entered life in	0.251
[S] came into the world in	0.255
[S] was born in	0.255
[S]’s birth occurred in	0.263
[S]’s starting point was	0.282

We create twenty templates for each type of knowledge triple. Table 3 illustrates the templates for the **BORN** relation, along with their corresponding evaluation accuracy on the ours-13b model. As shown, the choice of template has a significant impact on the model’s accuracy in answering

questions. To address the instability of evaluations based on a single template, we calculate the average accuracy across all 20 templates. We employ **gpt-4o-2024-08-06** to generate query templates. The prompt we use is: **Generate 20 diverse and fluent paraphrases of the following sentence, preserving its original meaning:**
[sentence].

A.3 Case Study

Table 4: Several cases with significant deviations from the co-occurrence metric are shown here. N_s is the number of paragraphs in which the subject appears, N_o is the number of paragraphs in which the object appears, and $N_{s,o}$ is the number of paragraphs in which they co-occur. The first two cases exhibit rare co-occurrence but demonstrate high accuracy, whereas the latter two cases show frequent co-occurrence but exhibit low accuracy.

Subject	Question	Object	N_s	N_o	$N_{s,o}$	ACC
Rare Co-occurrence but High Accuracy						
Csepel SC	The headquarters of Csepel SC is in	Budapest	398	748,860	172	0.655
Liis Lemsalu	Liis Lemsalu is a citizen of	Estonia	307	967,207	160	0.570
Frequent Co-occurrence but Low Accuracy						
Paris	Paris is located in	Europe	20,902,571	59,408,155	3,761,610	0.043
Ohio	The capital of Ohio is	Columbus	11,894,303	3,718,483	1,210,957	0.193

Table 4 highlights four counterintuitive cases in our pre-training data. From these, we observe the following: (1) In the first two cases, the subject and object rarely co-occur, suggesting a seemingly weak relationship. However, whenever the subject does appear, the object almost always appears alongside it, resulting in high accuracy. (2) In the last two cases, despite frequent co-occurrence between the subject and object, their individual occurrence frequencies are significantly higher, leading to low accuracy. For example, when prompted with “Paris is located in”, the model is more likely to respond with “France” rather than “Europe”.

These examples highlight the pivotal role of knowledge specificity in the memory of LLMs. It is not simply the frequencies of knowledge occurrence that enhance retention, but rather the specificity of the knowledge that proves more influential. This insight suggests that in downstream task training, even when domain-specific data is significantly fewer than the pre-training data, minimizing repetition with the pre-training data can increase the SMI, making it easier for LLMs to retain the relevant knowledge.

NeurIPS Paper Checklist

1. Claims

Question: Do the main claims made in the abstract and introduction accurately reflect the paper's contributions and scope?

Answer: [\[Yes\]](#)

Justification: **[TODO]**

Guidelines:

- The answer NA means that the abstract and introduction do not include the claims made in the paper.
- The abstract and/or introduction should clearly state the claims made, including the contributions made in the paper and important assumptions and limitations. A No or NA answer to this question will not be perceived well by the reviewers.
- The claims made should match theoretical and experimental results, and reflect how much the results can be expected to generalize to other settings.
- It is fine to include aspirational goals as motivation as long as it is clear that these goals are not attained by the paper.

2. Limitations

Question: Does the paper discuss the limitations of the work performed by the authors?

Answer: [\[Yes\]](#)

Justification: **[TODO]**

Guidelines:

- The answer NA means that the paper has no limitation while the answer No means that the paper has limitations, but those are not discussed in the paper.
- The authors are encouraged to create a separate "Limitations" section in their paper.
- The paper should point out any strong assumptions and how robust the results are to violations of these assumptions (e.g., independence assumptions, noiseless settings, model well-specification, asymptotic approximations only holding locally). The authors should reflect on how these assumptions might be violated in practice and what the implications would be.
- The authors should reflect on the scope of the claims made, e.g., if the approach was only tested on a few datasets or with a few runs. In general, empirical results often depend on implicit assumptions, which should be articulated.
- The authors should reflect on the factors that influence the performance of the approach. For example, a facial recognition algorithm may perform poorly when image resolution is low or images are taken in low lighting. Or a speech-to-text system might not be used reliably to provide closed captions for online lectures because it fails to handle technical jargon.
- The authors should discuss the computational efficiency of the proposed algorithms and how they scale with dataset size.
- If applicable, the authors should discuss possible limitations of their approach to address problems of privacy and fairness.
- While the authors might fear that complete honesty about limitations might be used by reviewers as grounds for rejection, a worse outcome might be that reviewers discover limitations that aren't acknowledged in the paper. The authors should use their best judgment and recognize that individual actions in favor of transparency play an important role in developing norms that preserve the integrity of the community. Reviewers will be specifically instructed to not penalize honesty concerning limitations.

3. Theory assumptions and proofs

Question: For each theoretical result, does the paper provide the full set of assumptions and a complete (and correct) proof?

Answer: [\[Yes\]](#)

Justification: **[TODO]**

Guidelines:

- The answer NA means that the paper does not include theoretical results.
- All the theorems, formulas, and proofs in the paper should be numbered and cross-referenced.
- All assumptions should be clearly stated or referenced in the statement of any theorems.
- The proofs can either appear in the main paper or the supplemental material, but if they appear in the supplemental material, the authors are encouraged to provide a short proof sketch to provide intuition.
- Inversely, any informal proof provided in the core of the paper should be complemented by formal proofs provided in appendix or supplemental material.
- Theorems and Lemmas that the proof relies upon should be properly referenced.

4. Experimental result reproducibility

Question: Does the paper fully disclose all the information needed to reproduce the main experimental results of the paper to the extent that it affects the main claims and/or conclusions of the paper (regardless of whether the code and data are provided or not)?

Answer: **[Yes]**

Justification: **[TODO]**

Guidelines:

- The answer NA means that the paper does not include experiments.
- If the paper includes experiments, a No answer to this question will not be perceived well by the reviewers: Making the paper reproducible is important, regardless of whether the code and data are provided or not.
- If the contribution is a dataset and/or model, the authors should describe the steps taken to make their results reproducible or verifiable.
- Depending on the contribution, reproducibility can be accomplished in various ways. For example, if the contribution is a novel architecture, describing the architecture fully might suffice, or if the contribution is a specific model and empirical evaluation, it may be necessary to either make it possible for others to replicate the model with the same dataset, or provide access to the model. In general, releasing code and data is often one good way to accomplish this, but reproducibility can also be provided via detailed instructions for how to replicate the results, access to a hosted model (e.g., in the case of a large language model), releasing of a model checkpoint, or other means that are appropriate to the research performed.
- While NeurIPS does not require releasing code, the conference does require all submissions to provide some reasonable avenue for reproducibility, which may depend on the nature of the contribution. For example
 - (a) If the contribution is primarily a new algorithm, the paper should make it clear how to reproduce that algorithm.
 - (b) If the contribution is primarily a new model architecture, the paper should describe the architecture clearly and fully.
 - (c) If the contribution is a new model (e.g., a large language model), then there should either be a way to access this model for reproducing the results or a way to reproduce the model (e.g., with an open-source dataset or instructions for how to construct the dataset).
 - (d) We recognize that reproducibility may be tricky in some cases, in which case authors are welcome to describe the particular way they provide for reproducibility. In the case of closed-source models, it may be that access to the model is limited in some way (e.g., to registered users), but it should be possible for other researchers to have some path to reproducing or verifying the results.

5. Open access to data and code

Question: Does the paper provide open access to the data and code, with sufficient instructions to faithfully reproduce the main experimental results, as described in supplemental material?

Answer: [Yes]

Justification: [TODO]

Guidelines:

- The answer NA means that paper does not include experiments requiring code.
- Please see the NeurIPS code and data submission guidelines (<https://nips.cc/public/guides/CodeSubmissionPolicy>) for more details.
- While we encourage the release of code and data, we understand that this might not be possible, so “No” is an acceptable answer. Papers cannot be rejected simply for not including code, unless this is central to the contribution (e.g., for a new open-source benchmark).
- The instructions should contain the exact command and environment needed to run to reproduce the results. See the NeurIPS code and data submission guidelines (<https://nips.cc/public/guides/CodeSubmissionPolicy>) for more details.
- The authors should provide instructions on data access and preparation, including how to access the raw data, preprocessed data, intermediate data, and generated data, etc.
- The authors should provide scripts to reproduce all experimental results for the new proposed method and baselines. If only a subset of experiments are reproducible, they should state which ones are omitted from the script and why.
- At submission time, to preserve anonymity, the authors should release anonymized versions (if applicable).
- Providing as much information as possible in supplemental material (appended to the paper) is recommended, but including URLs to data and code is permitted.

6. Experimental setting/details

Question: Does the paper specify all the training and test details (e.g., data splits, hyper-parameters, how they were chosen, type of optimizer, etc.) necessary to understand the results?

Answer: [Yes]

Justification: [TODO]

Guidelines:

- The answer NA means that the paper does not include experiments.
- The experimental setting should be presented in the core of the paper to a level of detail that is necessary to appreciate the results and make sense of them.
- The full details can be provided either with the code, in appendix, or as supplemental material.

7. Experiment statistical significance

Question: Does the paper report error bars suitably and correctly defined or other appropriate information about the statistical significance of the experiments?

Answer: [Yes]

Justification: [TODO]

Guidelines:

- The answer NA means that the paper does not include experiments.
- The authors should answer "Yes" if the results are accompanied by error bars, confidence intervals, or statistical significance tests, at least for the experiments that support the main claims of the paper.
- The factors of variability that the error bars are capturing should be clearly stated (for example, train/test split, initialization, random drawing of some parameter, or overall run with given experimental conditions).
- The method for calculating the error bars should be explained (closed form formula, call to a library function, bootstrap, etc.)
- The assumptions made should be given (e.g., Normally distributed errors).
- It should be clear whether the error bar is the standard deviation or the standard error of the mean.

- It is OK to report 1-sigma error bars, but one should state it. The authors should preferably report a 2-sigma error bar than state that they have a 96% CI, if the hypothesis of Normality of errors is not verified.
- For asymmetric distributions, the authors should be careful not to show in tables or figures symmetric error bars that would yield results that are out of range (e.g. negative error rates).
- If error bars are reported in tables or plots, The authors should explain in the text how they were calculated and reference the corresponding figures or tables in the text.

8. Experiments compute resources

Question: For each experiment, does the paper provide sufficient information on the computer resources (type of compute workers, memory, time of execution) needed to reproduce the experiments?

Answer: [Yes]

Justification: [TODO]

Guidelines:

- The answer NA means that the paper does not include experiments.
- The paper should indicate the type of compute workers CPU or GPU, internal cluster, or cloud provider, including relevant memory and storage.
- The paper should provide the amount of compute required for each of the individual experimental runs as well as estimate the total compute.
- The paper should disclose whether the full research project required more compute than the experiments reported in the paper (e.g., preliminary or failed experiments that didn't make it into the paper).

9. Code of ethics

Question: Does the research conducted in the paper conform, in every respect, with the NeurIPS Code of Ethics <https://neurips.cc/public/EthicsGuidelines>?

Answer: [Yes]

Justification: [TODO]

Guidelines:

- The answer NA means that the authors have not reviewed the NeurIPS Code of Ethics.
- If the authors answer No, they should explain the special circumstances that require a deviation from the Code of Ethics.
- The authors should make sure to preserve anonymity (e.g., if there is a special consideration due to laws or regulations in their jurisdiction).

10. Broader impacts

Question: Does the paper discuss both potential positive societal impacts and negative societal impacts of the work performed?

Answer: [NA] This paper constitutes fundamental research and is not associated with any specific applications or deployments.

Justification: [TODO]

Guidelines:

- The answer NA means that there is no societal impact of the work performed.
- If the authors answer NA or No, they should explain why their work has no societal impact or why the paper does not address societal impact.
- Examples of negative societal impacts include potential malicious or unintended uses (e.g., disinformation, generating fake profiles, surveillance), fairness considerations (e.g., deployment of technologies that could make decisions that unfairly impact specific groups), privacy considerations, and security considerations.

- The conference expects that many papers will be foundational research and not tied to particular applications, let alone deployments. However, if there is a direct path to any negative applications, the authors should point it out. For example, it is legitimate to point out that an improvement in the quality of generative models could be used to generate deepfakes for disinformation. On the other hand, it is not needed to point out that a generic algorithm for optimizing neural networks could enable people to train models that generate Deepfakes faster.
- The authors should consider possible harms that could arise when the technology is being used as intended and functioning correctly, harms that could arise when the technology is being used as intended but gives incorrect results, and harms following from (intentional or unintentional) misuse of the technology.
- If there are negative societal impacts, the authors could also discuss possible mitigation strategies (e.g., gated release of models, providing defenses in addition to attacks, mechanisms for monitoring misuse, mechanisms to monitor how a system learns from feedback over time, improving the efficiency and accessibility of ML).

11. Safeguards

Question: Does the paper describe safeguards that have been put in place for responsible release of data or models that have a high risk for misuse (e.g., pretrained language models, image generators, or scraped datasets)?

Answer: [NA]

Justification: [TODO]

Guidelines:

- The answer NA means that the paper poses no such risks.
- Released models that have a high risk for misuse or dual-use should be released with necessary safeguards to allow for controlled use of the model, for example by requiring that users adhere to usage guidelines or restrictions to access the model or implementing safety filters.
- Datasets that have been scraped from the Internet could pose safety risks. The authors should describe how they avoided releasing unsafe images.
- We recognize that providing effective safeguards is challenging, and many papers do not require this, but we encourage authors to take this into account and make a best faith effort.

12. Licenses for existing assets

Question: Are the creators or original owners of assets (e.g., code, data, models), used in the paper, properly credited and are the license and terms of use explicitly mentioned and properly respected?

Answer: [Yes]

Justification: [TODO]

Guidelines:

- The answer NA means that the paper does not use existing assets.
- The authors should cite the original paper that produced the code package or dataset.
- The authors should state which version of the asset is used and, if possible, include a URL.
- The name of the license (e.g., CC-BY 4.0) should be included for each asset.
- For scraped data from a particular source (e.g., website), the copyright and terms of service of that source should be provided.
- If assets are released, the license, copyright information, and terms of use in the package should be provided. For popular datasets, paperswithcode.com/datasets has curated licenses for some datasets. Their licensing guide can help determine the license of a dataset.
- For existing datasets that are re-packaged, both the original license and the license of the derived asset (if it has changed) should be provided.

- If this information is not available online, the authors are encouraged to reach out to the asset’s creators.

13. **New assets**

Question: Are new assets introduced in the paper well documented and is the documentation provided alongside the assets?

Answer: [Yes]

Justification: [TODO]

Guidelines:

- The answer NA means that the paper does not release new assets.
- Researchers should communicate the details of the dataset/code/model as part of their submissions via structured templates. This includes details about training, license, limitations, etc.
- The paper should discuss whether and how consent was obtained from people whose asset is used.
- At submission time, remember to anonymize your assets (if applicable). You can either create an anonymized URL or include an anonymized zip file.

14. **Crowdsourcing and research with human subjects**

Question: For crowdsourcing experiments and research with human subjects, does the paper include the full text of instructions given to participants and screenshots, if applicable, as well as details about compensation (if any)?

Answer: [NA]

Justification: [TODO]

Guidelines:

- The answer NA means that the paper does not involve crowdsourcing nor research with human subjects.
- Including this information in the supplemental material is fine, but if the main contribution of the paper involves human subjects, then as much detail as possible should be included in the main paper.
- According to the NeurIPS Code of Ethics, workers involved in data collection, curation, or other labor should be paid at least the minimum wage in the country of the data collector.

15. **Institutional review board (IRB) approvals or equivalent for research with human subjects**

Question: Does the paper describe potential risks incurred by study participants, whether such risks were disclosed to the subjects, and whether Institutional Review Board (IRB) approvals (or an equivalent approval/review based on the requirements of your country or institution) were obtained?

Answer: [NA]

Justification: [TODO]

Guidelines:

- The answer NA means that the paper does not involve crowdsourcing nor research with human subjects.
- Depending on the country in which research is conducted, IRB approval (or equivalent) may be required for any human subjects research. If you obtained IRB approval, you should clearly state this in the paper.
- We recognize that the procedures for this may vary significantly between institutions and locations, and we expect authors to adhere to the NeurIPS Code of Ethics and the guidelines for their institution.
- For initial submissions, do not include any information that would break anonymity (if applicable), such as the institution conducting the review.

16. **Declaration of LLM usage**

Question: Does the paper describe the usage of LLMs if it is an important, original, or non-standard component of the core methods in this research? Note that if the LLM is used only for writing, editing, or formatting purposes and does not impact the core methodology, scientific rigorousness, or originality of the research, declaration is not required.

Answer: [Yes]

Justification: [TODO]

Guidelines:

- The answer NA means that the core method development in this research does not involve LLMs as any important, original, or non-standard components.
- Please refer to our LLM policy (<https://neurips.cc/Conferences/2025/LLM>) for what should or should not be described.