

Where AI Assurance Might Go Wrong

Initial lessons from engineering of critical systems

Robin E. Bloomfield (City St George's, University of London UK)
and John Rushby (SRI International, Menlo Park CA USA)

r.e.bloomfield@city.ac.uk rushby@csl.sri.com

Abstract

We draw on our experience working on system and software assurance and evaluation for systems important to society to summarise how safety engineering is performed in traditional critical systems, such as aircraft flight control. We analyse how this critical systems perspective might support the development and implementation of AI Safety Frameworks. We present the analysis in terms of: system engineering, safety and risk analysis, and decision analysis and support.

We consider four key questions: What is the system? How good does it have to be? What is the impact of criticality on system development? and How much should we trust it? We identify topics worthy of further discussion. In particular, we are concerned that system boundaries are not broad enough, that the tolerability and nature of the risks are not sufficiently elaborated, and that the assurance methods lack theories that would allow behaviours to be adequately assured.

We advocate the use of assurance cases based on Assurance 2.0 to support decision making in which the criticality of the decision as well as the criticality of the system are evaluated. We point out the orders of magnitude difference in confidence needed in critical rather than everyday systems and how everyday techniques do not scale in rigour.

Finally we map our findings in detail to two of the questions posed by the FAISC organisers and we note that the engineering of critical systems has evolved through open and diverse discussion. We hope that topics identified here will support the post-FAISC dialogues.

Contents

1	Introduction	3
2	Engineering Critical Systems	4
3	Preliminary Analysis	6
3.1	System Engineering: What is the System?	8
3.1.1	Boundaries, socio-tech issues, and overall service perspective	9
3.1.2	Architecture: use of models, guards, and defence in depth . .	9
3.2	Safety and Risk Analysis: How Good Does it Have to Be?	10
3.2.1	Design basis events and threats	11
3.2.2	Integrated safety and security	11
3.2.3	Identification and shaping of risk and tolerability	11
3.2.4	Recovery, resilience and adaptation	12
3.2.5	Summarising and communicating the dependability strategy .	14
3.3	System Implementation: Impact of Criticality on Development . . .	14
3.4	Decision Analysis and Support: How Much Should we Trust?	17
3.4.1	Assurance cases for reasoning and communication	17
3.4.2	Identify decision criticality not just system criticality	19
3.4.3	Explicit approach to confidence in safety claims	19
3.4.4	Explicit approach to judgment bias	19
3.4.5	Distinguish different types of argument and inherent strengths	20
3.4.6	Automation and tempo	20
4	Evolution of AI Safety Frameworks	21
5	Summary and Conclusions	24
	References	25
	Appendix: Assurance 2.0 in a Nutshell	29

List of Figures

1	Resilience	13
2	Four State Model for Dependability	15
3	Ideas from Engineering Critical Systems	22

1 Introduction

There are three main ways in which AI Assurance might go wrong: one is that it addresses the wrong risks, second is that its techniques are inadequate for the risks it does address, and finally it may fail to communicate its claims effectively to the public and other stakeholders.

We are neither AI researchers nor developers, although we are users; we are outsiders who work on general system and software assurance (and evaluation), particularly for systems important to society. We were among the first to propose structured safety cases [6] (see [38, Section 2] for some history) and experience has led us to develop a more rigorous and critical interpretation that we call Assurance 2.0 [8, 10, 43] (see the [Appendix](#) for an overview and the collection of papers at [12] for more details). However, we have long been interested in the topic of AI assurance and wrote on the topic more than 35 years ago [5, 35], and also recently [9]. This paper draws on our experience with critical systems and also with systems using AI.

In Sections 2 and 3 we present a description and analysis of these topics from experience of engineering critical systems: learning from success and failure, and what are still hard problems. In Section 4 we then relate them to two specific questions posed in the conference Call for Submissions.

1. Improving existing safety frameworks: How can existing safety frameworks be strengthened? How can we adapt best practices from other industries?
2. Building on safety frameworks (Seoul Commitment V): How will safety frameworks need to change over time as AI systems' capabilities improve? How do they need to change when AI systems become capable of posing intolerable levels of risk?

The engineering of critical systems is of course a rich and varied topic and we have been selective in this analysis, making a judgment of what we think might be fruitful at this stage in the development and implementation of AI safety frameworks.

At this point we should digress a little into terminology: in particular, the AI community uses “safety” as an umbrella term to address a wide range of harms. In this paper we use the terms safety and security in the classical sense, as used in critical systems: safety can be seen as the possibly harmful impact of the system on its environment and security as harmful impact of the environment on the system. We note that general caution is needed in terminology: in addition to safety and security, hazard, confidence, risk, model and several other terms all have different and specific meanings in different communities.

2 Engineering Critical Systems

To set the context, we summarise how safety engineering is performed in traditional systems, such as aircraft flight control. This is the *dependability perspective* [24, 27] and we discuss its application to AI in a recent report [9]. Below, we enumerate (simplified) steps of the traditional process.

1. There is a system context, or world model, generally called the **Environment**. For a flight system such as an autopilot, this might refer to or describe the overall airplane, aerodynamics, aircraft behavior, structures, weather, sensors with their failure modes and frequencies, and so on, including other systems and people that the system interacts with. Note that many critical systems are operated by trained pilots/operators and are not engineered to be used by the untrained public.
2. There are **System Requirements** that describe what the system (e.g., an autopilot) is to do, principally in terms of the effects it is to have on the environment (e.g., in ALTHLD mode it maintains airplane altitude within some range). Note, requirements describe what is to be done, not how to do it.
3. There is the process of **Hazard Analysis** that identifies circumstances in the conjunction of the environment and the system requirements that have the potential to lead to harm (e.g., uncommanded pitch down). In the nuclear industry a “design basis” is defined as the worst-case environmental challenges to be addressed by the system [18] and the financial sector also uses the concept of “design basis threats.”
4. There are safety specifications (generally called **Safety Requirements**) that describe constraints on the system requirements and on acceptable failure rates (e.g., “not anticipated to occur in the entire lifetime of all aircraft of one type”) and that also identify requirements for defence in depth (for example, no single fault may precipitate a “catastrophic failure condition” in a civil aircraft).
5. There is a process of **Requirements Validation** that seeks to establish that the safety requirements eliminate or mitigate all the hazards. As the system specification develops, new hazards may be introduced (e.g., to mitigate a fire in the electronics bay, we add a fire suppression system and must then consider new hazards associated with failure of that system). The whole process iterates until it stabilizes. The iteration will assess the extent of defence in depth needed and the role of other subsystems and people.
6. There is a **System Specification** that describes how the system is to work. While developing the system specification (or, later, its implementation) the

engineers may encounter circumstances that could be hazardous. These are elevated to the systems engineers who may concur and add new hazards and safety requirements, causing requirements validation to be revisited.

7. There is an implementation, and a **Verification Process** (or verifier) that establishes that the system specification and its implementation satisfy the safety requirements (and, with lesser assurance, the general system requirements). The verifier may be a static process (e.g., formal verification of the implementation), or an active one (i.e., runtime verification using monitors or guards). There will be requirements that vary with criticality for different levels of independence (technical, organisational) of the verification and development processes.
8. There is an overall safety or **Assurance Case** that establishes that the specific realization of the steps above are sufficient to provide indefeasible assurance for the top safety claim. Our preferred approach to assurance cases in terms of claims, evidence, and argument, is described in [10]. The assurance case provides an instrument for wider challenge, and support for decision making on whether to grant authority to operate (e.g. put an airplane into commercial service).

There is extensive historical experience underlying the development of this approach, and much data. In particular there have been *no* accidents of modern aircraft due to failures of Step 7 (Verification). This despite the fact that the processes used are quite elementary (mainly code reviews, static analysis and testing, with very little formal verification): these are slow and expensive but industry knows how to do them. *All* modern aircraft failures have been attributed to Step 5 (Requirements Validation), which may in turn implicate Steps 1 (Environment Definition), 2 (System Requirements), 3 (Hazard Analysis), 4 (Safety Requirements), and wider organisational and institutional failure. The fatal 737 MCAS crashes are a typical (but egregious) example: the likelihood and hazards of a single AoA sensor fault were not dealt with.

It is extremely difficult to write and validate good safety requirements and even harder to do hazard analysis. Modern notations [3] allow some automated checks, but the overall process requires human skill and experience. Writing safety requirements as constraints in an executable prototype is the wrong way to go as it introduces premature concerns about implementation topics.

It is often possible to simplify matters by defining *viability domains* (regions of operation that maintain system safety) and enforcing them and other safety properties using additional protection systems or guards [16]. Examples of viability domains are protection envelopes in nuclear plant that define constraints on pressure, temperature, flux and flows (as opposed to detailed sensing of the core), and in auto-

motive systems they are a combination of Operational Design Domains (ODDs) [39, Section 6] and the Safety Of The Intended Functionality (SOTIF) [23, 41]. Similar concepts are used in economics (e.g., trading) and may be compared and contrasted with nuclear safety protection [13]. We develop these ideas in Section 3.1, where we also discuss adoption of the “dependability” perspective and “defence in depth.”

We then relate these engineering processes to assurance for AI systems in general and Foundation Models in particular. In outline, the problem for AI systems in general is that they are built on machine learning or neurosymbolic methods and we do not have strong knowledge of their operation in any particular instance and so Steps 6 and 7 are difficult. An additional problem for Foundation Models is that they are intended as components in a wide range of applications and so it is difficult to perform Steps 1 to 5. Rather, these must be performed by application developers, and we should ask what general claims about Foundation Models will be of most value to them. The next section considers these topics in more detail.

3 Preliminary Analysis

We provide an analysis of whether there are concepts and techniques from the critical systems perspective that might support the development and implementation of Safety Frameworks. We will present the analysis under subsections with the broad headings: system engineering, safety and risk analysis, implementation, and decision analysis and support. First, however, we consider aspects of the report and commitments of the Seoul Conference from the systems engineering viewpoint.

The interim report from the Seoul conference [2] is comprehensive and identifies a broad range of risks. It also, correctly, points out that safety is a system property: the safety of a mechanism such as AI must be considered in the context of the environment in which it is to be deployed, as its risks (or, more accurately, its hazards) are located in the environment. Unfortunately, the report explicitly chooses not to address “Narrow AI” that is “used in a vast range of products and services... and can pose significant risks in many of them” and focuses on Frontier (i.e., advanced and “wide”) AI. It states that this is due to “the limited timeframe for writing this interim report.” However, we suggest that the capabilities of Frontier AI have now reached a stage where they (or systems based on similar technology) may be deployed in “narrow” applications in preference to custom solutions, and hence the safety risks in these applications should be considered part of Frontier AI safety. This has two implications: one is that the term “safety” should be interpreted in its traditional sense as referring to any unintended consequence that harms the system’s environment; the other is that we must consider consequences initiated by faults within the system (e.g., “hallucinations”), as well as those initiated in the environment (e.g., by rogue users). Thus, we find that the Seoul Report considers an insufficiently broad range of systems and associated hazards.

Even within the coverage of the Seoul Report, the “Seoul Commitments” focus narrowly on “existential risks” initiated by malign users with access to hypothesized future systems with near-AGI capabilities. Again, we suggest the risk analysis is insufficiently broad, even within the category of existential risks. First, there are significant societal risks from near-term capabilities that we term AFGI: Artificial Fairly General (or Fairly Good) Intelligence. These include unemployment due to systems that are just “good enough,” degraded job performance due to them actually not being very good, proliferation of mediocre information leading to “knowingness” [28, 30] and mistrust of institutions, and so on. These have the potential to reverse decades of human progress, yet none of them require actively malicious users: imperfect AI will do it.

We will discuss the well-established traditional processes of risk assessment and systems engineering below, and then attempt to relate them to Frontier AI and the Seoul Commitments. We will also discuss the traditional methods of risk mitigation. These require identification of hazards and formulation of explicit requirements concerning their mitigation. Like hazards, safety requirements concern (the system’s impact on) the environment. The mechanisms by which the system will achieve its requirements are described in its specifications and these must be shown to ensure the requirements; the system implementation must likewise be shown to ensure its specifications. The latter demonstration is largely based on an understanding of how the implementation works in every circumstance, which is seldom feasible for learned behaviours.

Requirements and specifications concern the whole system, although they may be decomposed into sub-specifications for its components. If only weak assurance can be provided for a component, then the system architecture must generally provide some other component that compensates for this: for example, a “guard” that performs strongly assured runtime checking. Many such architectures are possible but “diversity” and “defence in depth” are very common architectural strategies that combine as the “Swiss Cheese Model,” which is discussed by the Seoul Report [2, Section 5.1.2].

None of the corporate or national frameworks that we have examined make any mention of these topics. Instead, only weak forms of AI assurance are considered (e.g., “red teaming”), and mitigation consists in adjustment to the AI model (e.g., “fine tuning”), which resembles the fox guarding the henhouse.

An exception is the proposal for “Guaranteed Safe” AI [15] and the associated “Safeguarded AI” program from the UK ARIA (see <https://www.aria.org.uk/programme-safeguarded-ai/>):

“We introduce and define a family of approaches to AI safety, collectively referred to as guaranteed safe (GS) AI. These approaches aim to provide high-assurance quantitative guarantees about the safety of an AI system’s behaviour through the use of three core components—a formal

safety specification, a world model, and a verifier. We will argue that this strategy is both promising and underexplored, and contrast it with other ongoing efforts in AI safety.”

But even here we see only a partial recognition of the full process of critical systems development: it addresses only three of the eight steps described in the previous section (steps 1, 4, and 7). It is possible the other steps are implicit but we argue that they are broken out in our summary for good reason: in particular hazard analysis, requirements validation, and the overall assurance case (Steps 3, 5, and 8) are the most important, difficult, and failure-prone of all the processes and must be given explicit attention.

We accept that it is difficult to apply the traditional approach to Foundation Models and existential threats: typically, the environment in which the Foundation Model will be deployed is unknown, as is the surrounding architecture and selection of potentially mitigating components. Furthermore, at present, we lack detailed understanding of how a learned model works, and of its properties. Nonetheless, as with risk assessment, we will attempt to relate traditional understanding of risk mitigation and assurance to Frontier AI and the Seoul Commitments.

Our approach to supporting AI Safety Frameworks is to reframe the problems to be analysed by considering what is the system, how broad do we draw boundaries, how do we decide on what are tolerable risks, and by whom and under what circumstances are they tolerable. These considerations need to address not just a safety focus on the loss event, no matter how catastrophic it might be, but also a resilience focus on potential recovery before and after the situation escalates.

3.1 System Engineering: What is the System?

The first point we wish to emphasize, and it is recognised in the Seoul Report, is that safety and similar concerns are system properties. A system has a mechanism and an environment or context. In general usage, the mechanism is often referred to as “the system” and we will do the same, but it must be understood that discussion of safety only makes sense in conjunction with an environment. This is because discussion of safety requires consideration of the hazards that the system may pose, and these are all in the environment. It is for this reason that the only things certified by the FAA are airplanes and engines (and propellers): software is not certified separately but only in its role as part of a specific function in a specific airplane intended to operate in a specific context. Of course, software is expected to possess some quality attributes as part of its general development quite apart from those specific to its context of use, just as the metal used in some component is expected to be of high quality. For software, these include good development practices, configuration management, disciplined coding practices, static analysis, testing, and so on. We find that much of the discussion of assurance for AI software

is of this general kind, and lacks full consideration of the specific system context, hazard analysis, requirements validation and so on.

3.1.1 Boundaries, socio-technical issues, and overall service perspective

In defining the safety properties and associated hazards we need to explore system boundaries. A cause of failure in complex systems is to draw the system boundary too narrowly and consider just “equipment” or in AI the “algorithm” rather than considering the overall socio-technical system that is important for delivering the service [1].

People are part of the wider system and may be a threat due to malicious behaviour or have unintentional impacts through human behaviour and error. The role of the individual in achieving safety is addressed by human factors in a variety of industries [21] but this guidance typically focuses on the trained operator—where we also need to consider use by the general public and disparate sets of users. Broadening out from human factors we need to consider how people adapt to the system, and use it in off-label or imaginative ways. In terms of people and organisations there are two complementary views: Normal Accidents [32] and High Reliability Organisations [34] that have both been explored in the context of nuclear weapons safety [40].

In terms of AI as a service, we must also consider the delivery of this service and the possible harms and failures from running a globalised infrastructure (e.g., how are updates distributed—recall the CrowdStrike crash). Evaluation of these might seem more mundane than new AI capabilities but they must be assessed as a source of risks and will also consume a risk budget, thereby increasing the criticality assigned to other (AI) aspects.

3.1.2 Architecture: use of models, guards, and defence in depth

To design and assure systems we need validated models (in the sense of abstracted descriptions of how things work). The models need to be valid for the task they are being used for. At the very least, we require adequate models for safety analysis, and these can be implicit or explicit or both (e.g. an explicit system architecture diagram with implicit behaviours that are assessed by experts in a hazard analysis activity). To simplify the modelling task and make it feasible, we may constrain the world to reflect our models (e.g., make it synchronous or time triggered [25]), or design systems so they can be modelled. The role of models in engineering is neatly summed up by paraphrasing [29]: scientists use models to understand the world, engineers to change it.

To simplify modeling we can define viability domains: regions of operation for the system where safety is maintained. These allow us to model safety of the system with limited understanding of its components and also reduce the sensing challenges

as we only need to sense approximate and external values. For example, an animal’s health may be monitored by body temperature, respiration rate and heart rate, and the state of a nuclear reactor core by only a few measurements of flows, temperature, nuclear activity and pressures: we do not need detailed modeling and intrusive monitoring of internal details. Viability domains and safety properties can then be enforced using relatively simple external protection systems known as guards or monitors to provide “runtime verification” [17,37]. The “dependability” perspective uses suitable architectures to further reduce the criticality of guards’ safety properties and can apply these ideas recursively, providing defence in depth over multiple layers (e.g., for the guards themselves) [9,11].

3.2 Safety and Risk Analysis: How Good Does it Have to Be?

We acknowledge that for generic AI components, and foundation models in particular, the eventual applications and their environments may be unknown and so it is hard to perform Steps 1 to 5 of the engineering and assurance outline presented earlier. A plausible approach is to consider worst-case possibilities, and the Seoul Commitments appear to do this: namely, hostile environments, highly hazardous applications, and catastrophic consequences. However, it is not articulated how these specific applications, hazards, and environments were selected. Other well-cited studies consider different applications such as healthcare, law, and education, and identify very different hazards such as threats to fairness, environment, and economics [14].

AI Assurance could fail in some of its purposes if the risks addressed do not coincide with societal concerns. Hence, we suggest a systematic and open assessment should be undertaken of hazards and associated risks in a wide range of potential applications, and the judgments “catastrophic” and “existential” should be carefully delineated. And we suggest that corporate and national commitments should focus on representative risks and not only those considered worst-case. In particular, the impact of everyday AI as a force-multiplier should be kept in mind: minor risks may become intolerable when replicated on a vast scale. Furthermore, those representative cases should be examined in the framework of the traditional 8-step safety engineering process, particularly the performance of hazard analysis (Step 3) and the construction (Step 4) and validation (Step 5) of safety requirements. It is only by considering representative cases in some detail that we can identify whether proposed assurance techniques are likely to be adequate or beneficial.

Observe that concerns in this section stem from the genericity of foundation models and their lack of a defined context, while concerns in Section 3.3 on implementation stem from its basis in machine learning.

3.2.1 Design basis events and threats

In defining safety requirements and associated hazards we need to address a multiplicity of different environments and events. One approach to exploring this issue is to consider a range of scenarios, as has been done for the undermining of democracy and for Chemical, Biological, Radiological, and Nuclear (CBRN) applications. But if we are to move from illustrative scenarios to a necessary and sufficient set of events to be addressed, we need to model this infinite set of possibilities. One approach, common to evaluations in engineering complex systems, is to define justified worst-case events that bound the space (e.g., the biggest projectile crash on the reactor building, or the largest credible tsunami) or to have distributions of these events. These events are known as the Design Basis Events [18]. Of course, there are many epistemic issues here in judging what are credible events, and characterizing our uncertainty in the world model they reflect, but they do provide a systematic way of addressing the multiplicity of environments and events. Events can occur along many dimensions (e.g., projectile impact, earthquake, flooding) and for AI applications it may be difficult to enumerate a set with adequate coverage.

3.2.2 Integrated safety and security

Similarly, when we talk about security, we need an environment context that describes the threat actors and their interaction and potential harm to the system. Design Basis Events can be generalised to or for security as Design Basis Threats [18]. There is an interesting symmetry where safety can be seen as the possible impact of the system on its environment and security as the impact of the environment on the system. Security attacks can also lead to harm to the environment (whether in terms of classical safety, or release or compromise of information). There is work on the integration of functional safety and security with guidance published by the UK National Protective Security Authority (NPSA)¹ with the slogan “if it’s not secure it’s not safe.”

3.2.3 Identification and shaping of risk and tolerability

Safety and risk analysis derive the safety properties and functions required of the system but we also need to consider how good does the system have to be, and how confident do we need to be about this. The first of these is often captured in terms of criticality levels and the probability of something bad happening: for a plane crash the “bad” can be obvious, a major loss of life, but its tolerable likelihood is a more complex socio-technical question. This can be expressed both qualitatively

¹See collection of material on security-informed safety at <https://www.npsa.gov.uk/security-informed-safety>.

and quantitatively (e.g. in terms of probability of failure on demand, or accident frequency), depending on the safety property.

Deciding criticality or safety levels, or tolerability of risk, is a social and political issue and involves an analysis of who has these risks and who has the benefits. In the UK these were brought together by a public inquiry into nuclear safety and resulted in the UK safety agency, the HSE, whose publication on “Reducing Risks, Protecting People” is a document which describes its decision-making process (known as r2p2 [19]). Societies’ risk values vary across technologies and societies: being killed by cars seems more tolerable than by aviation or rail; the US tolerates gun deaths while many other societies do not. The tolerability of being killed by autonomous vehicles has been judged to be 100 times less than for accidents initiated by a human driver. Suffice to say that the risk appetite for harm from AI can be shaped by government policy but it is likely to be dynamic, and will vary across technologies, applications, and societies.

To address tolerability, we need to be able to consider the evolution of risk over a very uncertain future and consider the aggregation of risks and to whom they apply. There are value judgments to be shaped and elicited on topics such as how a large volume of small harms (e.g. distress caused by widespread interaction with an LLM) can be compared with risk from, say, an AI-controlled chemical plant causing pollution and injury. To address this, the analyses arising from AI safety frameworks must make the risks clear and communicate them accordingly (see role of cases in Section 3.4).

3.2.4 Recovery, resilience and adaptation

In national critical infrastructure risk assessment, it has been recommended [33] that we recognise both chronic and acute risks and their interplay. Chronic risks, such as a lack of social cohesion, undermining trust in institutions, and long term cognitive changes, are all significant factors in societal risk and social acceptability of AI. Another lesson from national critical infrastructure assessment is the need to consider resilience and recovery: by explicitly considering resilience, some harms may be recoverable with tolerable losses while others may lead to long term toxicity, or once occurred cannot be recovered (e.g., loss of secret information).

Resilience is most broadly defined as the capacity of a system to return to its original state after shocks. It can be useful to distinguish two subtypes within this [7].

Type 1: resilience to design basis threats and events. This could be expressed in the usual terms of fault-tolerance, availability, robustness, etc.

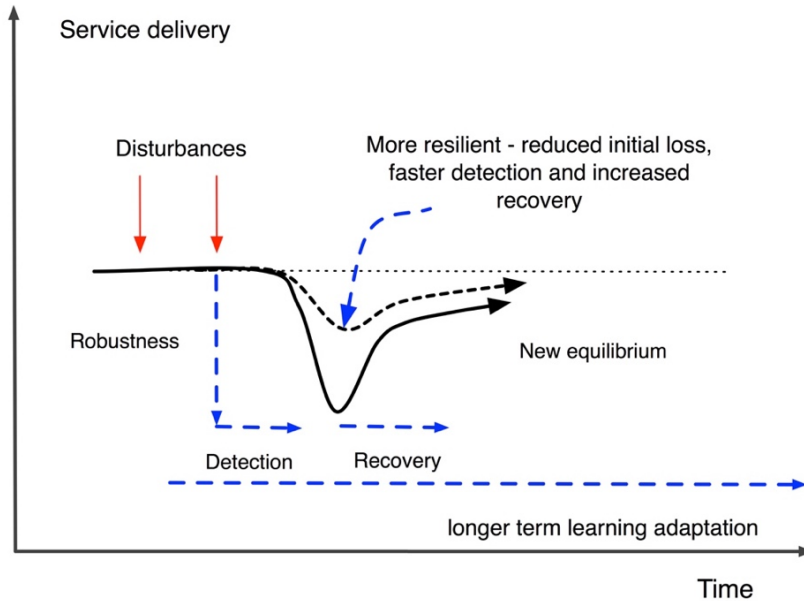


Figure 1: Resilience

Type 2: resilience beyond design basis threats, events and use. This might be split into known threats that are considered incredible or ignored for some reason, and other “black swan” threats that are true unknowns.

Often we are able to engineer systems successfully to cope with Type 1 resilience using methods of redundancy and fault tolerance. Type 2 resilience is a more formidable challenge. We may choose to make systems more heterogeneous and interconnected and with more resources to support the second type, but doing so might make them more expensive and suboptimal in terms of the first type of resilience.

Furthermore, complex systems can be challenged not just by exogenous events but also by those internal to the system: some of these might be the traditional failure of components (either technical or human). However, increasingly, it is claimed, significant failures are due to an accumulation of normal variability that in some instances become correlated and, because of the very non-linear response of the system, leads to unexpected and/or unwanted behaviours: so-called *emergent misbehaviours* [31]. In this last scenario, reductionism is a much less successful strategy, and a more holistic approach is necessary or even essential.

The “normal accidents” school identifies *tight coupling* and *interactive complexity* as key organizational factors in accidents that runaway into catastrophes [32] and

these factors extend to computer systems [36]. It is crucial to ensure that mechanisms for resilience serve to break tight coupling and interactive complexity, not add to them.

The longer time horizon must also be considered. It is clear AI can have a major impact on society, on how we engineer complex systems, and on the nature, and type of risks entailed. As AI develops it will be both a source of risk but also a key resource to understand and mitigate risk. It is not clear what the risk profile will look like over time but the classic questions of who benefits and who loses are relevant, along with issues of generational fairness. There are likely to be many different voices and value sets so that the use of assurance cases to communicate and reason will be important as will the use of explicit counter-cases and other dissenting cases (see Section 3.4).

One framework that can be used to describe how systems evolve and adapt is the “Open Systems Dependability” perspective that originated in Japan from their dependability research and approach to consensus management [42]. This might impact, for example, the safety case approach by causing it to consider explicitly how robust the case is to changes, how it might detect changes, and how the assurance argument and system will adapt to new circumstances.

3.2.5 Summarising and communicating the dependability strategy

In engineering critical systems, we often use a 4-state model (see Figure 2) to describe the different approaches to achieving dependability. To achieve dependable systems, we can minimise the transition from the OK to error state and we can have fault tolerance and management that return the system to an OK state without loss of service. If the error state escalates, we can design the system so that it fails to a safe or minimum loss state and then recovers. If it does fail and leads to loss, then we can plan and perform incident recovery. The balance between these transitions varies from system to system. This model can be applied recursively to components within the system design.

For critical systems, AI needs to focus not just on keeping operation within the OK state but should consider the other transitions in this dependability model. Design that takes recovery into account is key to achieving resilience. We suggest this may be best performed in an architecture with guards and defence in depth.

3.3 System Implementation: Impact of Criticality on Development

Having considered what exactly is the system and how much we should trust it, we now consider its implementation.

For a system implementation to be considered safe, we need to perform system safety engineering so that it *is* safe for the identified hazards, and we need to provide

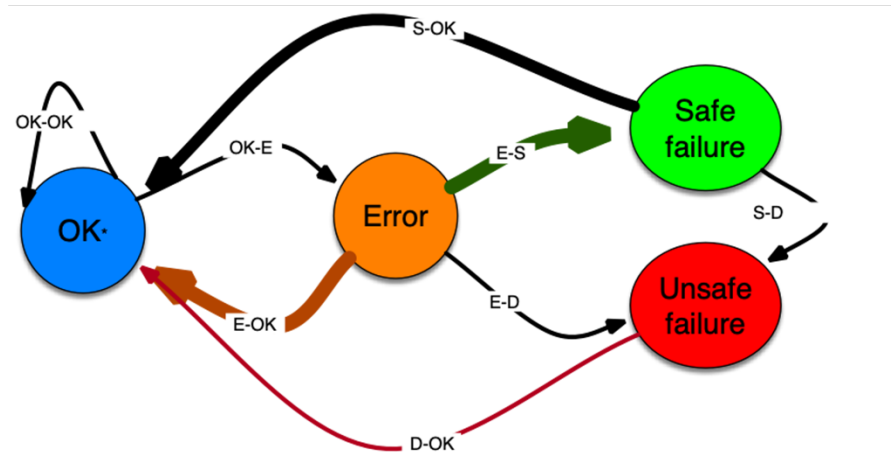


Figure 2: Four State Model for Dependability

assurance that this is so. These correspond to Steps 1–6 and the accompanying parts of Step 8 in the engineering and assurance outline presented earlier.

Safety engineering attempts to eliminate hazards (e.g., if fire is a hazard, then remove flammable material and sources of ignition), or to mitigate them (e.g., add a fire extinguishing system, but then failure of that system becomes an additional hazard). Systems engineering results in the specification (Step 6), which is then realized by the implementation (Step 7). Assurance for the implementation is generally based on strong understanding of how it works and how it interacts with its environment, as described in its specification. When the system (or component) implementation is software, assurance typically aims to show that it is *correct* with respect to the specification. If definitive proof of correctness (e.g., formal verification) is infeasible, then several weaker methods (e.g., testing, static analysis, manual review) are used in combination. The relevant parts of the overall assurance case will document these methods and any caveats or concerns.

The overall assurance case should deliver two judgments: how safe is the system, and how confident can we be in our assessment of it. The first is reliability wrt. critical failures and is generally represented as a qualitative or numerical reliability measure (e.g., “not expected to occur in the lifetime of all aircraft of one type,” or “probability of failure less than 10^{-9} per hour, sustained for 20 hours”). The second can be represented as a subjective probability (e.g., 95% confident, which can be interpreted as an expectation of being wrong one time in twenty). The first is evaluated by the methods of reliability analysis, the second by expert judgment and associated techniques.

When either of these measures is incommensurate with the severity of the hazard (i.e., its risk), then the system engineering may need to be revised to mitigate the

concern. In the case of software, this may require a more complex architecture. For example, we may provide a highly assured *guard* (or *monitor*) that performs runtime checking on the behaviour of the primary software component. This is appropriate when it is difficult to construct a result, but checking it is simpler. This architecture can increase both the critical reliability (i.e., safety) of the system and confidence in its assurance. In other circumstances, we may replicate the primary system component with a *diverse* secondary (or several secondaries) and compare results (in AI this is often known as an ensemble or portfolio architecture). “Diverse” means the secondary should be developed independently of the primary. There is little doubt that diversity increases reliability overall, but it is very difficult to quantify by how much, or to provide assurance that it delivers useful benefit in any particular instance (you cannot simply assume that failures are independent). Hence, this architecture probably increases safety significantly, but not so much confidence in assurance.

In the case of components that use machine learning, and Foundation Models in particular, it is currently difficult to achieve any detailed understanding how the system works. We are therefore forced to use black box methods of assurance such as random testing, red-teaming, robustness checks and so on, which deliver very low confidence. It is therefore necessary to consider architectural methods for assurance such as highly assured guards or diverse secondaries. Due to the wide potential application of foundation models, implementation assurance has to be performed in the absence of a system specification and for this reason we advocate consideration of representative applications, as discussed in Section 3.2 so that recommendations and commitments can build on experience.

As noted above, how confident we need to be in a safety property will typically vary by orders of magnitude between everyday systems and those that might pose significant harm. This has a profound impact on the engineering of critical systems: to move from everyday reliability for a low harm system to high reliability for a critical one needs a different approach to engineering. It is not sufficient to just try harder or select the upper part of the distribution of development approaches: critical systems require different methods of development and justification.

There are minimal requirements for us to have trust in any system: basic quality procedures and configuration management so that we know what the system is, what the evidence relates to, and whether we have a consistent set of development artefacts that we know the provenance of.

Having considered what exactly is the system, how good it has to be, and the impact on implementation, we now consider how much we should trust it.

3.4 Decision Analysis and Support: How Much Should we Trust?

Assurance serves (at least) three purposes: it helps the developers ensure that their system is safe, it provides a basis whereby external evaluators can assess and approve deployment of the system, and for those who do deploy the system it communicates reasons for trust, the assumptions and limitations of that trust and, hence, conditions on the context of deployment. Ideally, these activities proceed in parallel as parts of the co-design of systems and their evaluation.

Given how broad the application of AI can be, there is a need to define carefully what decision an assurance case is supporting and to understand the needs of the stakeholders in communicating the story that the case is telling. Cases can support both risk communication, and the building of trust and elicitation of values. As we have discussed above, there can be a wide range of views (see debate on existential risks) and so counter-cases (those that argue a contrary or negative claim) can have a role in understanding and explaining the different perspectives. There is potential benefit in a case (or set of linked cases) that addresses the socio-technical aspects, integrates impact of security on safety, and addresses resilience and adaptation. Taken together these factors can calibrate the rigour needed in the case.

3.4.1 Assurance cases for reasoning and communication

As already mentioned, assurance cases (generalizing the earlier notion of a safety case) provide a framework for constructing—and a lens for viewing—assurance, and are recognized as a potential approach within the AI community. However, we find their application is often less sceptical than we would prefer. The primary hazards in assurance are complacency and confirmation bias. Those who construct, review, and use assurance cases would do well to recall Lakatos’ dictum: “The virtue of a logical proof is not that it compels belief but that it suggests doubts” [26, page 48].

From our experience with the demands for innovation in complex safety-critical systems, we have been developing an approach dubbed “Assurance 2.0” that supports sceptical analysis and is being transitioned in a number of application areas (see collection of papers on Assurance 2.0 [12] and [10] in particular for references to the technical and scientific terms used in the following paragraphs).

Assurance 2.0 provides a framework for assurance around *claims*, (structured) *argument*, and *evidence* (building on the existing CAE approach). Arguments are constructed from just five building blocks or steps (concretion, substitution, decomposition, calculation, and evidence incorporation), which reduces the “bewilderment of choice” in free-form arguments. Argument steps are generally expected to be deductive: that is to say, the conjunction of child subclaims to each argument step must entail the parent claim—because otherwise there is a “gap” in the reasoning. Side-claims (logically no different to other subclaims, but conceptually distinct) factor out deductiveness conditions (e.g., the subclaims partition the parent claim, or

the parent claim distributes over components enumerated in the subclaims). Furthermore, we set a high bar for accepting argument steps and the overall conclusion: they must be *indefeasible* (a notion from epistemology), meaning that we cannot conceive of any new information that would change our judgments.

The sceptical quest for deductiveness and indefeasibility is supported by *defeaters*, which are claims that express a doubt and can target any node in the argument. Defeaters can be sustained or refuted by a subargument just like other claims, and can be retained (but typically hidden and optionally revealed) in the case as they can assist later developments, and can also help evaluators who may find that their own doubts have already been considered. All defeaters must be refuted (or accepted as *residual risks*) in a finished case. Defeaters also support an alternative approach called *eliminative argumentation* where, instead of confirming a positive claim (e.g., the system is safe), we refute a negative one (e.g., the system is unsafe).

Evidence is also evaluated sceptically, using the ideas and measures of *confirmation theory* (which come from Bayesian Epistemology). That is, we do not merely ask whether evidence supports a claim, but how much it adds to our prior belief in the claim, and whether it also supports alternative claims and the counterclaim in particular. We generally also distinguish between the *measured* claim supported by evidence (e.g., “we performed MC/DC testing and discovered no errors”) and the *useful* claim derived from it (e.g., “we have no unreachable code”); confirmation theory is applied to the useful claim. The step from measured to useful claims is performed by a substitution block that typically cites some *theory* (e.g., the theory of MC/DC testing).

Theories are descriptions of some standard subargument, preferably culminating in a parameterized (and ideally, pre-approved) subcase that can serve as a template to be instantiated or referenced in some larger assurance case. Selection and instantiation of theories can be partially automated, and the Clarissa toolset that supports Assurance 2.0 has a *synthesis assistant* for this purpose. Both synthesis and manual construction of arguments are assisted when claims use standardized terminology and are phrased in a consistent style. *Autoformalization* using LLMs can be a great help here.

Those who deploy a system do not merely want to know that it is declared to be safe: they want some idea why it is safe, why they should have confidence that this is so, in what environment they should deploy it, and how they should use it to ensure safety. An assurance case can provide this information and should be made available to end users, but assurance cases are often very large so we generally expect evaluators to provide a *sentencing statement* that provides this information in succinct form. Many assurance cases can be summarized by enumerating the theories that they use and the overall structure of their use.

As noted above, current AI evaluations use a combination of random testing, red-teaming, robustness checks and so on, which deliver very low confidence. There is a need for theories and new analysis techniques that allow an extrapolation from coverage and reduced models to deployed ones. In Assurance 2.0 terms, we need theories that allow us to go “from something measured to something useful.”

3.4.2 Identify decision criticality not just system criticality

We need to consider how good the evaluation has to be, and this is of course linked to the decision being made. We need to understand that decision and, as with systems, consider the resilience aspects: how much harm might done before we can detect a bad decision and whether we can recover from such a bad decision.

As noted above, the tolerable failure rates for safety properties will vary by orders of magnitude between everyday systems and critical systems that might pose significant harm. Similarly, the confidence required in our evaluation will also increase as the criticality of the system increases. A qualitative illustration of this is the difference between a cut down CAE approach to confidence building for resilience of commodity devices (such as home fridges) using Principles Based Assurance (PBA)² contrasted with the rigors of an Assurance 2.0 case for a safety critical system. Some illustrative quantitative modelling of how confidence increases with criticality is provided in [4].

3.4.3 Explicit approach to confidence in safety claims

There are a number of technical approaches to evaluating how confident we are in safety claim: one is to use a structured approach to modelling the justification [10] in which confidence in parts of the evaluation can be combined in a conservative manner. This could be by approximate worst case propagation of doubts or by the use of more nuanced theories that explicitly deal with confidence. There are also technical methods like the “chain of confidence” that help model the impact of being wrong by modelling how wrong we might be, and applying this recursively (see [10] and [22]).

3.4.4 Explicit approach to judgment bias

Assurance 2.0 provides an explicit approach to addressing confirmation bias through the use of defeaters, confirmation theory, and explicit counter cases. This can be augmented with surrounding processes that also provide for independence and diversity of opinion.

²UK National Cyber Security Centre <https://www.ncsc.gov.uk/blog-post/making-principles-based-assurance-a-reality>.

A different kind of bias arises when we fail to consider alternative cases that might be as technically sound, but based on different values and judgements. The techniques we use to address bias can also contribute to understanding these different approaches and could be part of building consensus as well as respect for different positions. We therefore envisage a range of cases that are used to articulate and communicate different viewpoints.

3.4.5 Distinguish different types of argument and inherent strengths

A high-level factoring of argument approaches is to use the “strategy triangle” that describes justifications in terms of rule-based, goal-based, and risk-informed approaches that focus on compliance, behaviors, and vulnerabilities, respectively [20]. For systems that pose very significant potential harm all three aspects will be relevant with those addressing behaviours more compelling. When dealing with extreme behaviours (e.g. catastrophic failure of a nuclear reactor pressure vessel) arguments about the incredibility of failure may combine deterministic, analytical and probabilistic reasoning. In general, analytic arguments are stronger than probabilistic ones. In Assurance 2.0 we have an approach that combines them where the deductive part is supported by inductive argument about the assumptions. A simple example is the unfounded fear that a civil nuclear reactor might cause a nuclear explosion. The argument that by design there is not enough fissile material in the core is much stronger than a probabilistic argument in which the core has significant fissile material, but we rely on probabilistic evaluations to show it is very unlikely that a core meltdown will produce a critical configuration. Similar examples come from computer science: a proof of absence of critical defects, with assumption doubts addressed, is stronger in principle than statistical testing because it covers all conditions.

3.4.6 Automation and tempo

The abundance of uncertainties on the evolution of capabilities, knowledge of risks and benefits, and attitudes to risk tolerability all emphasise the need to frequently update individual assurance cases. The need for greater tempo in the use of cases has been apparent for some time with the need for innovation to support the “compile to combat” doctrine and DevSecOps. The DARPA ARCOS programme sponsored a number of projects on automation of certification. We were part of the Clarissa project building on the Adelard ASCE platform. The program adopted a “documents as data” paradigm where legacy and new analysis methods updated a semantic web triple store. This was then used by assurance case tools to feed evidence into case construction and analysis tools [43]. Although some of the tooling is at low TRL, the lessons learned show that greater automation is feasible, and this should be embraced.

4 Evolution of AI Safety Frameworks

It is recognised that the development and implementation of AI Safety Frameworks would benefit from adopting and adapting best practices from other industries. A first step towards this is to identify where there might be fruitful areas of interest that can be developed further, building on success, failures and open issues within the dependability engineering of critical systems.

We have provided an initial analysis driven by following questions

- What is the system?
- How good does it have to be?
- What is the impact of criticality on system development?
- How much should we trust it?

The topics we have identified can be grouped according to whether they address system engineering, risk analysis, or decision analysis and support. The topics are summarised in Figure 3 and are as follows.

System engineering

- System evaluation and compositional assurance
- Boundaries and sociotech, open systems perspective
- Overall service perspective
- Use of models, guards and defence in depth
- Recovery, resilience and adaptation

Risk analysis

- Identification and shaping of risk tolerability
- Holistic harms and risk aggregation
- Design Basis Events and Threats
- Integrated safety and security
- Recovery, resilience and adaptation

Decision analysis and support

Scope and use of assurance cases

- Holistic approach to safety, security and resilience
- Communication via cases and counter cases
- Use of cases to understand disparate views

Use of Assurance/Safety cases and Assurance 2.0, in particular

- Claims, Arguments and evidence (CAE) and CAE Blocks
- Practical Infeasibility and deductive core
- Explicit approach to judgment bias
- Explicit approach to confidence in safety claims
- Identify decision criticality not just system criticality
- Distinguish different types of argument and inherent strengths
- Use of automation and increased tempo

We suggest that AI safety frameworks should consider and address all of these topics in more detail than at present.

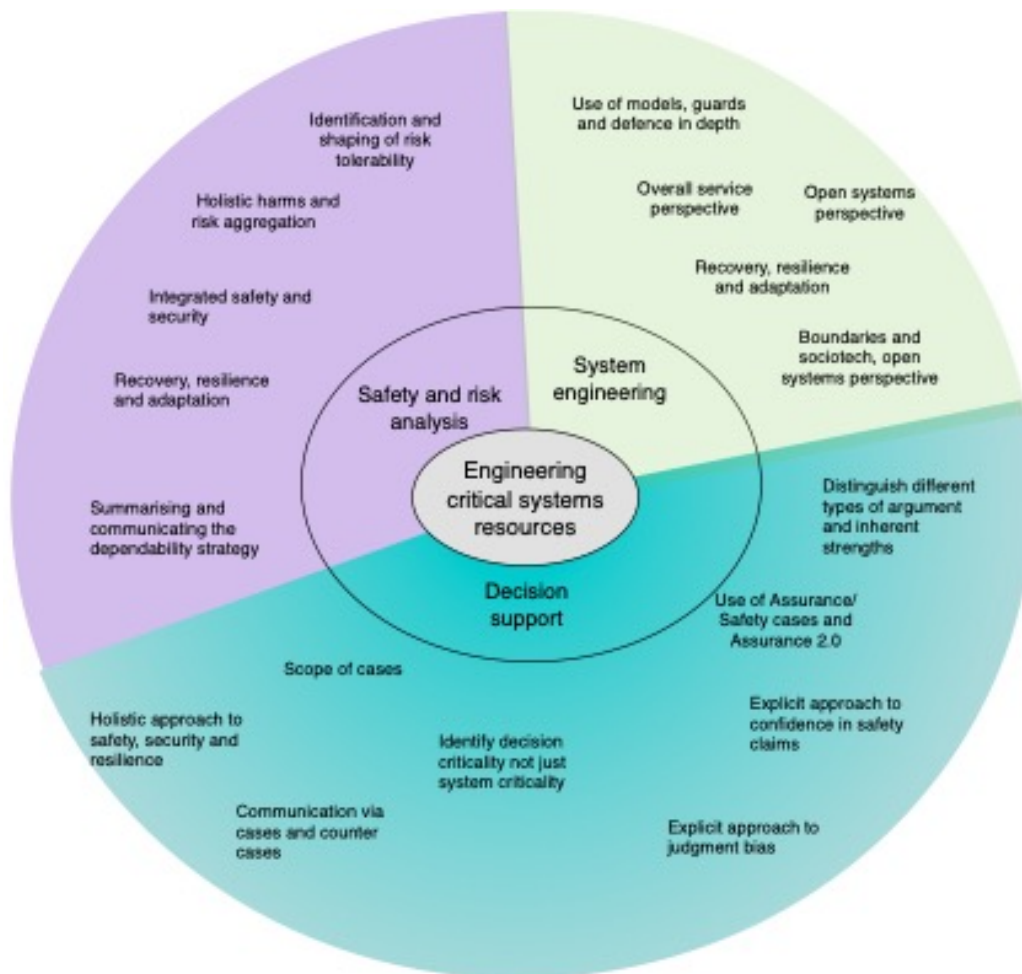


Figure 3: Ideas from Engineering Critical Systems

There are a number of important ways in which we think that AI Safety Frameworks need to change:

The importance of resilience of the system and the decision making

There is a need to consider resilience and recovery: by explicitly considering resilience, some harms may be found to be recoverable with tolerable losses while others lead to long term damage, or once occurred cannot be recovered. We need to understand the criticality of decisions (e.g., to deploy) and, as with systems, consider the resilience aspects: how much harm is done before we can detect a bad decision and whether we can recover from it.

Hazard and risk analysis and risk tolerability

As AI systems become capable of posing potentially intolerable levels of risk there will be ever more need for rigorous hazard analysis to determine the true extent of present and future risks, and whether mitigations should be sought in the AI mechanisms themselves, or in the larger socio-technical system. We are concerned that if the system boundaries are not broad enough, the nature and tolerability of the risks will not be sufficiently elaborated.

Development and evaluation methods for more critical systems are vastly different from lower criticality ones

Development methods do not scale from everyday systems to critical ones. Safety with regard to extreme risks requires failure rates (e.g., 10^{-9} per hour) that are outside individual human experience and can only be achieved by the most disciplined (and typically conservative) systems engineering and massive investment in assurance. There are likewise issues in scaling the confidence in evaluation that is needed to support the decision to operate. AI evaluation methods lack theories that allow behaviours to be assured with quantifiable confidence. We are concerned that the challenges of truly critical AI systems may be underestimated.

There will therefore be a need for enhanced rigour in systems, risk, and decision engineering as AI is employed in increasingly significant applications. Furthermore, unwelcome risks may be posed by unwise deployment of fairly good near-term AI and these need to be considered alongside existential risks of hypothetical AGI.

Systems perspective

Because risks arise from the system context, AI safety frameworks should adopt a system perspective and be developed in collaboration with application developers to identify architectures in which the AI is buttressed by diverse replicas, guards, and

other mechanisms for mitigation and confidence building. Confirmation bias must be avoided and assurance should adopt a rigorous and highly sceptical perspective. In particular the following topics should be considered.

- Use of system models (in the sense of formal descriptions), rigorous implementation of guards, and defence in depth,
- Reasoning and autoformalisation in decision support,
- Increased use of challenge and counter-cases, and explicit seeking of contrary evidence.

5 Summary and Conclusions

There are three main ways in which AI Assurance might go wrong: one is that it addresses the wrong risks, second is that its techniques are inadequate for those risks that are addressed, and finally it may fail to communicate its claims effectively to the public and other stakeholders.

We summarised how safety engineering is performed in traditional critical systems, such as aircraft flight control. We provided an analysis of whether there are concepts and techniques from this critical systems perspective that might support the development and implementation of AI Safety Frameworks. We presented the analysis under the broad headings: system engineering, safety and risk analysis, implementation, and decision analysis and support. We have been selective in this analysis, making a judgment of what we think might be fruitful at this stage in the development and implementation of AI safety frameworks.

Our analysis considered four key questions: What is the system? How good does it have to be? What is the impact of criticality on system development? How much should we trust it? We identified a number of topics we think worthy of further discussion. In particular, we are concerned that in the system boundaries are not broad enough, the tolerability and nature of the risks are not sufficiently elaborated, and that the assurance methods lack theories that allow behaviours to be assured with adequate confidence. We advocate the use of assurance cases based on Assurance 2.0 to support decision making in which the criticality of the decision as well as the criticality of the system is evaluated. Finally, we point out the orders of magnitude difference in confidence needed in critical rather than everyday systems, and how everyday techniques do not scale in rigour.

We mapped our findings in some detail to two of the questions posed by the FAISC organisers “How can we adapt best practices from other industries?”, and “How do they (AI safety frameworks) need to change when AI systems become capable of posing intolerable levels of risk?”

For the question “What are common challenges for companies that are yet to produce a frontier AI system and/or a safety framework?” we suggest a significant

challenge will be implicit pressure to follow the pattern of existing frameworks rather than consider the issues independently.

Finally, in response to the questions “What kinds of resources would they find helpful?” and “How can governments, academia, companies and civil society, and other third parties support them better?” we note that the engineering of critical systems has evolved through open and diverse discussion of relevant topics and this should also be encouraged and supported for frontier AI, building on the dialogues at FAISC.

Acknowledgements

Robin Bloomfield’s work was part funded by City and St George’s, University of London, and John Rushby’s work was funded by SRI International.

References

- [1] Gordon Baxter and Ian Sommerville. Socio-technical systems: From design methods to systems engineering. *Interacting With Computers*, 23(1):4–17, 2011.
- [2] Yoshua Bengio, editor. *International Scientific Report on the Safety of Advanced AI, Interim Report*. AI Seoul Summit, May 2024.
<https://www.gov.uk/government/publications/international-scientific-report-on-the-safety-of-advanced-ai>.
- [3] Devesh Bhatt, Hao Ren, Anitha Murugesan, Jason Biatek, Srivatsan Varadarajan, and Natarajan Shankar. Requirements-driven model checking and test generation for comprehensive verification. In *NASA Formal Methods Symposium*, Volume 13260 of Springer-Verlag *Lecture Notes in Computer Science*, pages 576–596, Springer-Verlag, Pasadena, CA, May 2022.
- [4] Peter Bishop, Robin Bloomfield, Bev Littlewood, Andrey Povyakalo, and David Wright. Toward a formalism for conservative claims about the dependability of software-based systems. *IEEE Transactions on Software Engineering*, 37(5):708–717, 2011.
- [5] R. E. Bloomfield and W. D. Ehrenberger. Validation and licensing of intelligent software. In *Man Machine Interface in the Nuclear Industry*. International Atomic Energy Agency, Vienna, Austria, February 1988.
https://inis.iaea.org/search/search.aspx?orig_q=RN:20045938.
- [6] Robin Bloomfield and Peter Bishop. Safety and assurance cases: Past, present and possible future—an Adelard perspective. In Chris Dale and Tom Anderson, editors, *Advances in System Safety: Proceedings of the Nineteenth Safety-*

- Critical Systems Symposium*, pages 51–67, Springer, Bristol, UK, February 2010.
- [7] Robin Bloomfield and Ilir Gashi. Evaluating the resilience and security of boundaryless, evolving socio-technical systems of systems. Technical report, Centre for Software Reliability, City University, London, UK, May 2008.
- [8] Robin Bloomfield and John Rushby. Assurance 2.0: A Manifesto. In Mike Parsons and Mark Nicholson, editors, *Systems and Covid-19: Proceedings of the 29th Safety-Critical Systems Symposium (SSS'21)*, pages 85–108, Safety-Critical Systems Club, York, UK, February 2021. Preprint available as [arXiv:2004.10474](https://arxiv.org/abs/2004.10474).
- [9] Robin Bloomfield and John Rushby. Assurance of AI systems from a dependability perspective. Technical Report SRI-CSL-2024-02, Computer Science Laboratory, SRI International, Menlo Park, CA, July 2024. Also [arXiv:2407.13948](https://arxiv.org/abs/2407.13948).
- [10] Robin Bloomfield and John Rushby. Confidence in Assurance 2.0 Cases. In Ana Cavalcanti and James Baxter, editors, *The Practice of Formal Methods: Essays in Honour of Cliff Jones, Part I*, Volume 14780 of Springer-Verlag *Lecture Notes in Computer Science*, pages 1–23, Springer-Verlag, York, UK, September 2024. Expanded version available at [arXiv:2409.10665](https://arxiv.org/abs/2409.10665).
- [11] Robin Bloomfield and John Rushby. Models are central to AI assurance. In *ASSURE 2024, Proceedings of IEEE 35th International Symposium on Software Reliability Engineering Workshops (ISSREW)*, pages 199–202, Tsukuba, Japan, October 2024.
- [12] Robin Bloomfield, John Rushby, et al. *Assurance 2.0 home page*. <http://www.csl.sri.com/users/rushby/assurance2.0>.
- [13] Robin Bloomfield and Anne Wetherilt. Computer trading and systemic risk: a nuclear perspective. Foresight Driver Review DR26, Government Office for Science, London, UK, 2012. <https://openaccess.city.ac.uk/id/eprint/1950/1/12-1059-dr26-computer-trading-and-systemic-risk-nuclear-perspective.pdf>.
- [14] Rishi Bommasani et al. On the opportunities and risks of foundation models. [arXiv:2108.07258](https://arxiv.org/abs/2108.07258), August 2021.
- [15] David Dalrymple et al. Towards guaranteed safe AI: A framework for ensuring robust and reliable AI systems. [arXiv:2405.06624](https://arxiv.org/abs/2405.06624), June 2024.

- [16] Guillaume Deffuant and Nigel Gilbert. *Viability and Resilience of Complex Systems: Concepts, Methods and Case Studies from Ecology and Society*. Springer, 2011.
- [17] Yliès Falcone, Klaus Havelund, and Giles Reger. *A Tutorial on Runtime Verification*. In Manfred Broy, Doron Peled, and Georg Kalus, editors, *Engineering Dependable Software Systems (Marktoberdorf Summer School Lectures, 2012)*, pages 141–175. IOS Press, 2013.
- [18] Office for Nuclear Regulation. New nuclear power plants: Generic design assessment. Technical Guidance ONR-GDA-GD-007, Bootle, UK, May 2019. <https://onr.org.uk/media/c2delysl/onr-gda-007.pdf>.
- [19] Reducing risks, protecting people: HSE’s decision-making process. Technical report, Health and Safety Executive, Stationaery Office, Norwich UK, 2001. <https://www.hse.gov.uk/enforce/assets/docs/r2p2.pdf>.
- [20] Dependability assessment of software for safety instrumentation and control systems at nuclear power plants. IAEA Nuclear Energy Series NP-T-3.27, International Atomic Energy Agency, Vienna, Austria, 2018. https://www-pub.iaea.org/MTCD/Publications/PDF/P1808_web.pdf.
- [21] Nuclear Safety Inspector. Human factors integration (HFI). Technical Assessment Guide NIS-TAST-GD-058, Office for Nuclear Regulation, Bootle, UK, March 2023. <https://onr.org.uk/media/documents/guidance/ns-tast-gd-058.docx>.
- [22] *Dependability Assessment of Software for Safety Instrumentation and Control Systems at Nuclear Power Plants*. International Atomic Energy Agency, 2018. Nuclear Energy Series, NP-T-3.27.
- [23] Road Vehicles: Safety of the Intended Functionality. Technical Standard PAS 21448, International Organization for Standardization (ISO), 2019.
- [24] Daniel Jackson, Martyn Thomas, and Lynette I. Millett, editors. *Software for Dependable Systems: Sufficient Evidence?* National Academies Press, Washington, DC, May 2007.
- [25] Hermann Kopetz and Wilfried Steiner. *Real-Time Systems: Design Principles for Distributed Embedded Applications*. Springer, 2022.
- [26] Imre Lakatos. *Proofs and Refutations*. Cambridge University Press, Cambridge, England, 1976.

- [27] J. C. Laprie, editor. *Dependability: Basic Concepts and Terminology in English, French, German, Italian and Japanese*, Volume 5 of Springer-Verlag, Vienna, Austria *Dependable Computing and Fault-Tolerant Systems*. Springer-Verlag, Vienna, Austria, February 1991.
- [28] Jonathan Lear. *Open Minded: Working Out the Logic of the Soul*. Harvard University Press, 1999.
- [29] Edward Ashford Lee. *Plato and the Nerd: The Creative Partnership of Humans and Technology*. MIT Press, 2017.
- [30] Jonathan Malesic. Our big problem is not misinformation; it’s knowingness. *Psyche*, March 2023. <https://psyche.co/ideas/our-big-problem-is-not-misinformation-its-knowingness>.
- [31] Jeffrey C. Mogul. Emergent (mis)behavior vs. complex software systems. *ACM SIGOPS Operating Systems Review*, 40(4):293–304, 2006.
- [32] Charles Perrow. *Normal Accidents: Living with High Risk Technologies*. Basic Books, New York, NY, 1984.
- [33] Building Resilience: Lessons from the Academy’s Review of the National Security Risk Assessment Methodology. Technical report, Royal Academy of Engineering, London UK, Undated. <https://raeng.org.uk/media/g31bttwt/raeng-building-resilience.pdf>.
- [34] Gene I. Rochlin. *Defining “High Reliability” Organizations in Practice: a Taxonomic Prologue*. In Karlene H. Roberts, editor, *New Challenges to Understanding Organizations*. Macmillan New York, 1993.
- [35] John Rushby. Quality measures and assurance for AI software. Technical Report SRI-CSL-88-7R, Computer Science Laboratory, SRI International, Menlo Park, CA, September 1988. Also available as NASA Contractor Report 4187.
- [36] John Rushby. Critical system properties: Survey and taxonomy. *Reliability Engineering and System Safety*, 43(2):189–219, 1994.
- [37] John Rushby. Runtime certification. In Martin Leucker, editor, *Eighth Workshop on Runtime Verification: RV08*, Volume 5289 of Springer-Verlag *Lecture Notes in Computer Science*, pages 21–35, Springer-Verlag, Budapest, Hungary, April 2008.
- [38] John Rushby. The interpretation and evaluation of assurance cases. Technical Report SRI-CSL-15-01, Computer Science Laboratory, SRI International, Menlo Park, CA, July 2015. Available at <http://www.csl.sri.com/users/rushby/papers/sri-csl-15-1-assurance-cases.pdf>.

- [39] Surface vehicle recommended practice. Technical Standard J3016, SAE International, April 2021.
- [40] Scott D. Sagan. *The Limits of Safety: Organizations, Accidents, and Nuclear Accident*. Princeton Studies in International History and Politics. Princeton University Press, Princeton, NJ, 1993.
- [41] Adam Schnellbach and Gerhard Griessnig. Development of the ISO 21448. In Alastair Walker, Rory V. O'Connor, and Richard Messnarz, editors, *Systems, Software and Services Process Improvement (EuroSPI)*, pages 585–593, Springer, Edinburgh, Scotland, September 2019.
- [42] Mario Tokoro, editor. *Open Systems Dependability: Dependability Engineering for Ever-Changing Systems*. CRC Press, 2013.
- [43] Srivatsan Varadarajan, Robin Bloomfield, John Rushby, Gopal Gupta, Anitha Murugesan, Robert Stroud, Kateryna Netkachova, and Isaac Hong Wong. CLARISSA: Foundations, tools and automation for assurance cases. In *42nd AIAA/IEEE Digital Avionics Systems Conference*, Barcelona, Spain, October 2023.

Appendix: Assurance 2.0 in a Nutshell

The next two pages reproduce a succinct overview of Assurance 2.0. Additional material on Assurance 2.0 can be found at <http://www.csl.sri.com/users/rushby/assurance2.0>.

Assurance 2.0 in a Nutshell

Robin Bloomfield (City, Univ. of London) and John Rushby (SRI)

SRI CSL Technical Note, 14 October 2024

This is intended as a memory aid, not a replacement for reading the longer documents that can be found (as can this) at <https://www.csl.sri.com/users/rushby/assurance2.0>.

Purpose of Assurance 2.0: it's a rigorous and systematic approach to developing, presenting, and examining assurance cases to support *indefeasible confidence* in safety or other critical properties

- **Structure:** Claims, Argument, Evidence (CAE), plus Theories and Defeaters
 - **Claims:** precise and meaningful statements about system and environment, presented as atomic propositions in natural language. Some may be marked as **assumptions**
 - * Claims may state probabilistic properties and uncertainties (e.g., $\text{pfd} < 10^{-4}$)
 - **Argument:** typically presented as a tree-like structure of nodes; each node has a **parent** claim, one or more **subclaims**, and usually a **side-claim**
 - * Just 5 kinds of (building) **blocks** for argument nodes: **concretion, substitution, decomposition, calculation, evidence incorporation**. See Figure 1
 - * **Conjunction** of subclaims and side-claim should *deductively* entail parent claim; otherwise flag as *inductive* & apply special care such as confirmation theory (below)
 - * **Disjunctive** decompositions are available (useful in *refutational* subcases, see over)
 - * **Side-claim** typically factors out deductiveness conditions (e.g., subclaims partition parent claim, or parent claim distributes over components enumerated in subclaims)
 - * A **narrative justification**... *justifies* all this; may cite an external **theory**
 - * LLMs can interpret claims as *knowledge graphs* over standardized ontology, which can then be checked for consistency using *answer set programming* [1]
 - **Evidence:** a coherent *assembly* of reviews, analyses, tests etc. that *measures* some property of the system. The measurement in turn supports some *useful* inference. This is justified by a **narrative description** that may cite an external **theory**
 - * Parent claim of an evidence incorporation block is called the **measured claim**: it says what the evidence is (e.g., testing achieved MC/DC coverage with no faults)
 - * Above that is a substitution block that derives a **useful claim** from the measured claim; it says what the evidence means (e.g., there is no unreachable code)
 - * Weight of evidential support for the useful claim is examined using the measures of **confirmation theory**, e.g., (Keynes): $\log \frac{P(C|E)}{P(C)}$, or (Good): $\log \frac{P(E|C)}{P(E|\neg C)}$
- **Theories** are self-contained technical descriptions and assurance arguments for specific assurance methods (e.g., static analysis) or (sub)systems (e.g., altitude hold). They include narrative justifications for their arguments and may serve as **templates** for assurance (sub)cases
 - Subcases can be instantiations of parameterized (and ideally *pre-certified*) theories
 - Instantiations can be *expanded* in place (like a macro), or *referenced* (like a subroutine)
 - Much of a case can be *synthesized* from a library of such parameterized theories
 - Standards bodies should deliver theories not guidelines.
 - Overall case can be summarized by enumerating its theories

- **Defeaters** are used to challenge a case, have their own subcases to *refute* or *support* them
 - **Exact Defeaters** introduce negation & refutation: support *eliminative argumentation*
 - Other kind are called **exploratory defeaters** and must eventually be *refuted* (but can then be retained as commentary), or *accepted* as **residual risks**
- An **assurance case** is a package of claims, argument, evidence, plus all supporting theories and narratives; deployment **decision** may be justified in a **sentencing statement**
 - The argument must be **completed**: a *connected* tree/graph where leaves are either evidence, assumptions, or residual risks (or references to completed subcases)
 - Must have no unrefuted defeaters, except those identified as **residual risks**
- **Assessment** employs 4 perspectives: logical, probabilistic, dialectical, and residual risks
 - **Logical assessment** requires a completed argument that is logically valid and **inde-feasibly sound**: no credible new information would change the judgement
 - Also, there are (fairly weak) ways to externally assess **probabilistic confidence** in a case. Main value is supporting principled ways of graduating effort vs. risk.
 - **Dialectical examination** combats complacency and confirmation bias: uses defeaters (for claims and argument nodes) and confirmation measures (for evidence).
 - **Residual doubts** are assessed for quantity & risk and all but negligible risks eliminated

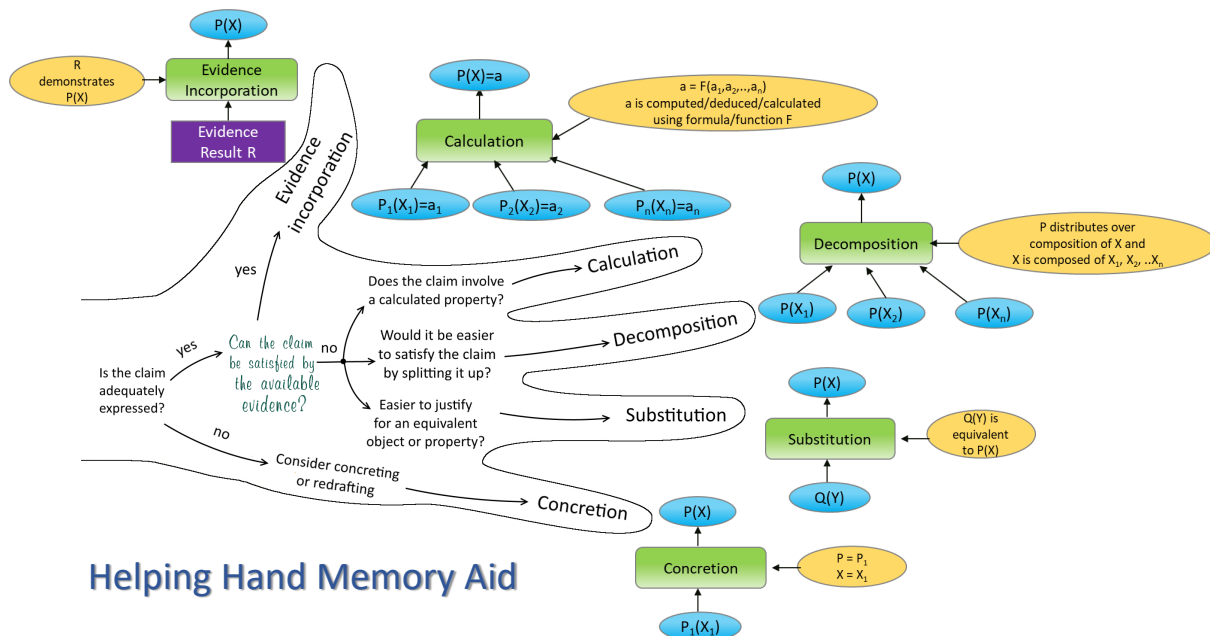


Figure 1: Assurance 2.0 Building Blocks and “Helping Hand” Mnemonic (from [2])

References

- [1] Anitha Murugesan et al. Automating semantic analysis of system assurance cases using goal-directed ASP. [arXiv:2408.11699](https://arxiv.org/abs/2408.11699), August 2024. To appear in a special issue of TPLP.
- [2] Srivatsan Varadarajan et al. CLARISSA: Foundations, tools and automation for assurance cases. In *42nd AIAA/IEEE Digital Avionics Systems Conference*, Barcelona, Spain, October 2023.