

Deep Learning-based Event Data Coding: A Joint Spatiotemporal and Polarity Solution

Abdelrahman Seleem, *Graduate Student Member, IEEE*, André F. R. Guarda, *Member, IEEE*, Nuno M. M. Rodrigues, *Senior Member, IEEE*, Fernando Pereira, *Fellow, IEEE*

Abstract—Neuromorphic vision sensors, commonly referred to as event cameras, have recently gained relevance for applications requiring high-speed, high dynamic range and low-latency data acquisition. Unlike traditional frame-based cameras that capture 2D images, event cameras generate a massive number of pixel-level events, composed by spatiotemporal and polarity information, with very high temporal resolution, thus demanding highly efficient coding solutions. Existing solutions focus on lossless coding of event data, assuming that no distortion is acceptable for the target use cases, mostly including computer vision tasks. One promising coding approach exploits the similarity between event data and point clouds, thus allowing to use current point cloud coding solutions to code event data, typically adopting a two-point clouds representation, one for each event polarity. This paper proposes a novel lossy Deep Learning-based Joint Event data Coding (DL-JEC) solution adopting a single-point cloud representation, thus enabling to exploit the correlation between the spatiotemporal and polarity event information. DL-JEC can achieve significant compression performance gains when compared with relevant conventional and DL-based state-of-the-art event data coding solutions. Moreover, it is shown that it is possible to use lossy event data coding with its reduced rate regarding lossless coding without compromising the target computer vision task performance, notably for event classification. The use of novel adaptive voxel binarization strategies, adapted to the target task, further enables DL-JEC to reach a superior performance.

Index Terms—Deep learning, event data classification, event data coding, point cloud coding.

I. INTRODUCTION

IN the golden age of multimedia, event cameras are emerging as revolutionary devices for capturing fast-moving scenes with high precision and efficiency. Unlike traditional frame-based cameras that capture 2D images, event cameras asynchronously record changes (positive or negative) in individual pixels intensities, generating the so-called *events*, enabling high-speed, high dynamic range and low-latency data acquisition [1]. This unique capability makes them ideal for applications such as robotics, autonomous vehicles [2], and augmented reality [3], where real-time responsiveness and efficiency are critical.

Event cameras register events which are independently generated for each pixel position in the sensor. Each event in the event sequence is represented by a 4D tuple (x, y, t, p) , where (x, y) are the spatial coordinates of each triggering pixel position, t is the timestamp of when the event occurs, and p is the polarity, indicating whether the brightness for that specific sensor pixel increased or decreased. This new way of capturing visual data provides very detailed

information about the scene, with very high temporal resolution and dynamic range [4]. However, the high temporal and spatial resolutions produce sequences with a massive number of events, which poses challenges for storage and transmission, thus demanding efficient coding solutions. Currently, event data coding solutions are essentially lossless and adopt conventional methods, targeting the use of lossless events in computer vision tasks. The need for efficient coding solutions has been recognized by the JPEG (Joint Photographic Experts Group) standardization group which has launched the so-called JPEG XE project targeting “*the creation and development of a standard to represent Events in an efficient way allowing interoperability between sensing, storage, and processing, targeting machine vision and other relevant applications.*” [5]. In July 2024, a Call for Proposals has been issued to “*receive input contributions for technology to losslessly represent event data as an interchangeable format.*” [6]. While lossless coding is the target of the first phase of JPEG XE, lossy coding is already included in the requirements and is considered for a second phase coming soon [5].

One promising approach to efficiently code event data

This work was supported by the Fundação para a Ciência e a Tecnologia (FCT, Portugal) through the research project PTDC/EEI-COM/1125/2021, entitled “Deep Learning-based Point Cloud Representation”, and by FCT/MECI through national funds and when applicable co-funded EU funds under UID/50008: Instituto de Telecomunicações.

A. Seleem is with Instituto Superior Técnico - Universidade de Lisboa, Lisbon, Portugal; Instituto de Telecomunicações, Portugal; and South Valley University, Qena, Egypt (e-mail: a.seleem@lx.it.pt).

A. F. R. Guarda is with Instituto de Telecomunicações, Portugal (e-mail: andre.guarda@lx.it.pt).

N. M. M. Rodrigues is with ESTG, Politécnico de Leiria, Leiria, Portugal; and Instituto de Telecomunicações, Portugal (e-mail: nuno.rodrigues@co.it.pt).

F. Pereira is with Instituto Superior Técnico - Universidade de Lisboa, Lisbon, Portugal; and Instituto de Telecomunicações, Portugal (e-mail: fp@lx.it.pt).

involves the representation of the event data as a Point Cloud (PC). A PC consists of a set of points in the 3D space defined by their coordinates (x, y, z) , referred to as the PC *geometry*. Besides geometry, a PC may include additional information about the 3D points, the so-called *attributes*, such as color and normal vectors. Due to the obvious similarity between event data and PCs, the event spatial and temporal data can be represented as the PC geometry by perceiving the voxel coordinates as $(x, y, z=t)$, where the timestamp component is mapped to the z-axis. Since this geometry-only PC representation does not include the event polarity information, some event coding solutions have been designed to code the event data as two separate geometry-only PCs, one for each polarity [7][8][9][10].

Recognizing the critical need for efficient Point Cloud Coding (PCC) in application scenarios where interoperability is essential, the JPEG standardization group has recently concluded the specification of the JPEG Pleno Learning-based Point Cloud Coding Standard, known as JPEG Pleno PCC (JPEG PCC) [11][12][13]. This first learning-based PCC standard outperforms the available “conventional” PCC standard specified by the Moving Picture Experts Group (MPEG), notably geometry-based PCC (G-PCC) for coding static PCs and video-based PCC (V-PCC) for coding dynamic PCs [14], particularly for the geometry of dense static PCs [11][12][13].

While component scalability is important for MPEG and JPEG PCC standards [12][13], where decoding PC geometry without attributes is very useful, for many use cases (e.g., PC classification), the same does not happen for event data, since processing spatiotemporal event information without polarity is not required by any identified use case. This is confirmed by the absence of a component scalability requirement in the JPEG XE requirements [5] contrary to what happened for JPEG PCC [15]. This enables joint coding solutions for event data, where spatiotemporal and polarity information are coded together instead of in a component scalable manner, with the potential for increased compression efficiency by exploiting the correlation between all event data components.

In this context, this paper proposes a novel lossy Deep Learning-based Joint Event data Coding (DL-JEC) solution where the event data is represented as a single PC, with $(x, y, z=t)$ corresponding to the PC geometry, and p corresponding to a PC attribute. To the best of the authors’ knowledge, this is the first DL-based joint event data codec in the literature using a single PC for coding the full information associated to an event data sequence/object. The proposed DL-JEC solution adopts a PC representation for the event data and is designed as an extension to the lossy JPEG PCC standard [11][12][13], improving the rate-distortion (RD) performance when compared with state-of-the-art PC-based event data codecs.

While event data is commonly used for machine-oriented consumption, such as classification, its application for man-oriented consumption remains less common; this is different from PC coding where human visualization is most

important. This paper shows that by carefully tailoring the training loss function for the joint coding model and the decoder binarization process, which controls the number of decoded points/events, the proposed DL-JEC solution can be optimized to target performance for a given computer vision task; in this paper, event data classification is adopted to demonstrate the claims. Furthermore, if necessary, DL-JEC can also ensure high fidelity in the event representation.

In this context, the main contributions of this paper are:

- A novel lossy event data coding solution, DL-JEC, which jointly codes spatiotemporal and polarity information for event data represented as a single PC.
- Novel adaptive voxel binarization strategies for the reconstruction of the decoded event data which is tailored to maximize the performance, either in terms of compression or a target computer vision task, like classification.
- A novel quality metric for assessing reconstructed event data, PSNR E2E, able to measure the impact of compression artifacts.
- Experimental assessment of the DL-JEC compression performance, showing significant gains when compared to conventional and DL-based PCC methods, notably G-PCC (lossy and lossless) and JPEG PCC (lossy).
- Experimental assessment of the classification performance for DL-JEC and benchmarks for reconstructed event data using the state-of-the-art DL-based Event Spike Tensor (EST) [16] classifier. Using the novel binarization strategies, the proposed solution shows substantial performance gains over the adopted benchmarks, for the widely adopted Neuromorphic-Caltech101 (N-Caltech101) [17] event dataset.

This paper is organized as follows: Section II offers a brief review of event data coding solutions; Section III describes the proposed DL-based event data coding and classification architecture and the relevant background technologies; Section IV details the proposed DL-JEC solution; Section V describes the experimental setup; and finally, Section VI reports and discusses the performance assessment before concluding in Section VII with future work.

II. BACKGROUND WORK

This section presents a brief overview of event data coding, reporting various coding approaches which adopt different modalities to represent event data. Particular attention is given to solutions adopting a PC-based representation, as this is the main focus of this paper.

In [18], a lossless coding solution for event data projects events onto macro-cubes defined by (x, y) coordinates, leveraging the spatial correlation through two modes: Address-Prior and Time-Prior. In the former, spatial coordinates and the event count at each location are encoded, with individual timestamps encoded separately using delta coding. Conversely, the latter organizes events by timestamps, projecting them in increasing order relative to a central point, which effectively compresses spatial information. Both modes use Context-Adaptive Binary

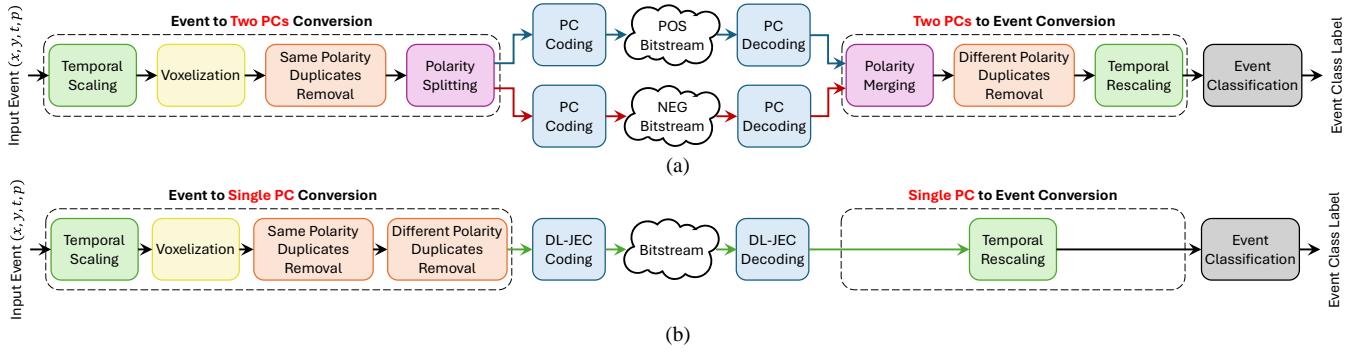


Fig. 1. DL-based event data coding and classification architecture: (a) as two geometry-only PCs [10]; (b) as a single geometry+attribute PC.

Arithmetic Coding for encoding residuals, but fail to fully exploit spatiotemporal correlations. Building on [18], [19] proposes an adaptive octree-based method that further divides the data into cubes across the spatial and temporal dimensions, improving compression for event data captured by Dynamic and Active Pixel Vision Sensors (DAVIS).

The Time Aggregation-based Lossless Video Encoding for Neuromorphic Vision Sensor Data (TALVEN) solution [20] transforms an event sequence into a video-like format by exploiting the spatial and temporal correlations to achieve efficient compression. Tests on 10 indoor and outdoor event sequences from the DAVIS 240C dataset [21] demonstrates improved RD performance, particularly for medium to high aggregation time intervals. However, the temporal event aggregation in TALVEN results in a slight reduction in temporal resolution, potentially limiting its applicability in scenarios that demand extremely high temporal precision.

PCC solutions are well-suited for handling the sparsity and correlation of event data. Existing solutions often code event data as two PCs (one for each polarity) to facilitate processing and separately leverage the relationship between Positive (POS) and Negative (NEG) polarity events. These solutions employ either lossless [7][8] or lossy [9][10] coding techniques. In lossless solutions, [7] generates PCs from event data using time slices of various durations (1s, 5s, 10s, 20s, 30s, and 60s), and uses G-PCC lossless coding. Larger time slices improve compression efficiency but also introduce larger delays and complexity. In [8], different spatial and temporal scaling factors (1×10^3 and 1×10^6 , respectively) are applied, along with two aggregation strategies: fixed event count and fixed time interval. The fixed event count strategy yields better compression by enhancing the spatiotemporal redundancy within the PC.

Although lossless coding remains the dominant approach, lossy coding approaches are gaining interest for their ability to balance RD performance with the target computer vision task performance [9][10]. In [9], the impact of G-PCC lossy coding is analyzed on various tasks, such as object recognition, optical flow, and depth estimation. Results show that high compression ratios could be achieved while maintaining task performance, depending on the compression level. In [10], a double DL-based architecture for efficient event data coding and classification using JPEG PCC to code two PCs (one per polarity) is proposed. The architecture for this solution, which serves as a key

benchmark for this paper, is presented in Fig. 1a. It uses an Event to Two PCs Conversion module at the encoder and a Two PCs to Event Conversion module at the decoder, which may use varying Temporal Scaling Factors (TSFs) to convert a single event data sequence into two PCs. The findings demonstrate that JPEG PCC can significantly reduce the used rate compared to G-PCC lossless, while maintaining classification performance similar to the original event data.

III. DL-BASED EVENT DATA CODING AND CLASSIFICATION: ARCHITECTURE AND BACKGROUND TECHNOLOGIES

While coding event data as two PCs leverages the relationship between events of the same polarity, it does not take advantage of the relationship between events of different polarities. Coding event data as a single PC, as proposed for the first time in this paper to the best of the authors' knowledge, addresses this limitation by including both polarities in a unified representation. This section presents the novel DL-JEC architecture for event data coding represented as a single PC, along with the associated classification pipelines, and compares it with the previously mentioned solution using a two PCs architecture [10]. This section also covers the background technologies for coding and classification, notably JPEG PCC coding and EST event data classification. The key components for the novel DL-JEC solution are presented in Section IV.

A. Architecture and Walkthrough

The architecture for coding event data as a single PC, depicted in Fig. 1b, includes the following modules:

1. **Event to Single PC Conversion** – Converts the input event sequence (x, y, t, p) into a single PC. The main tools involved in the Event to Single PC Conversion are:

- **Temporal Scaling** – Scales the timestamps of the event sequence/object using a selected Temporal Scaling Factor (TSF) value, while the spatial coordinates remain unchanged. Temporal coordinates are scaled as $z = t \times TSF$, where t is the event timestamp.
- **Voxelization** – Converts the scaled temporal coordinates into integers as required for PCC with voxel-based solutions (like G-PCC, JPEG PCC and DL-JEC). Spatial coordinates are not affected as they are already integers.
- **Same Polarity Duplicates Processing** – Removes duplicate events of same spatiotemporal position and

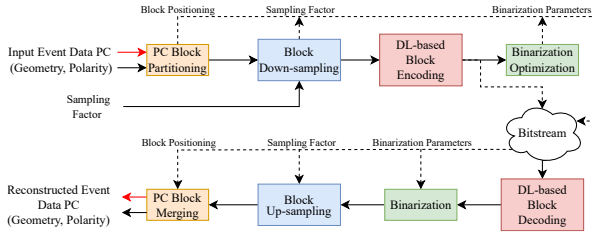


Fig. 2. High-level PC (JPEG PCC, only black arrow) and event data (DL-JEC, both black and red arrows) coding architecture.

polarity, which may result from lossy voxelization step.

- *Different Polarity Duplicates Processing* – Removes duplicate events with the same spatiotemporal position but different polarities, ensuring that each single point/event exists for only one polarity. In such cases, only the event with the same polarity of its Nearest Neighbor (NN) is kept.

2. *DL-JEC Coding* – The single PC resulting from the Event to Single PC Conversion module is encoded using the novel DL-JEC coding solution, detailed in the next section.

The architecture for decoding event data from a single PC proceeds as follows:

3. *DL-JEC Decoding* – The decoded event data is decoded from the bitstream using the decoding part of the DL-JEC model, described in detail in the next section.

4. *Single PC to Event Conversion* – Converts the decoded single PC into a decoded event sequence/object. The only tool in this conversion is the *Temporal Rescaling* which restores the temporal event information from the decoded z coordinates as $t' = z'/TSF$.

The DL-JEC solution proposed in this paper may be compared with the available two PCs coding solution which uses the architecture represented in Fig. 1a. First, the event data encoder uses an *Event to Two PCs Conversion* module that shares some of the tools used in the *Event to Single PC Conversion* module, such as *Temporal Scaling*, *Voxelization*, *Same Polarity Duplicates Processing*. However, as expected, a *Polarity Splitting* tool is used to convert the voxelized PC data into two PCs based on the polarity.

PC Coding and *PC Decoding* tools are used to encode and decode the two PCs with a selected geometry-only PCC solution, e.g., G-PCC lossless, G-PCC lossy, or DL-based JPEG PCC. The two decoded PCs are then converted back into event data using the *Two PCs to Event Conversion* module which includes a *Polarity Merging* tool to merge the two decoded PCs and add the associated polarity information. Unlike DL-JEC decoding, for which no duplicate events are generated at the decoder, the two PCs decoding process may create co-located events with different polarities, due to lossy independent coding/decoding. For this reason, a *Different Duplicates Processing* tool ensures that each point/event has a single polarity. This is done by choosing the duplicate point polarity based on the (highest) voxel occupancy probabilities for both polarities, estimated by the JPEG PCC decoding model, and by using NN for G-PCC lossy decoded event data. At this stage, *Temporal Rescaling* is used, as for single PC decoding.

The *Event Classification*, which is the last module in Fig. 1, is common to both coding pipelines and is used in this paper to compare the performance of the various decompressed domain event data classification pipelines, notably with one and two PCs.

B. JPEG PCC Overview

This subsection briefly presents the DL-based JPEG PCC codec, which is the foundational coding model for the proposed lossy DL-JEC solution, described in detail in Section IV. JPEG PCC is also one of the codecs used in the two PCs event coding data solution [10]. For more details on JPEG PCC, refer to [11][12][13].

The high-level architecture of the JPEG PCC geometry-only coding is presented in Fig. 2. The first module divides the input voxelized PC into 3D blocks, enabling random access and reducing the required computational resources. Optionally, the PC blocks can be down-sampled, which enhances compression efficiency for sparse PCs or facilitates achieving lower rates.

The JPEG PCC core component is the DL coding model, designed to code 3D blocks of binary voxels from the input voxelized PC, where each voxel is either occupied (1) or empty (0). The JPEG PCC coding model includes an autoencoder (AE), augmented by a variational hyperprior model. The AE compresses the input PC block into a compact latent representation, which is then quantized and entropy-coded using a dynamically estimated probability distribution provided by a variational autoencoder (VAE).

At the decoder, the latent representation is processed through the AE decoding layers to reconstruct the PC block. This process outputs voxel occupancy probabilities, which are binarized using a threshold optimized at the encoder in the Binarization Optimization module, thus determining the number of decoded points. The DL coding model is trained end-to-end for various target rates under the JPEG PCC Common Training and Test Conditions (CTTC) [22].

Following decoding, an up-sampling step reverses the prior down-sampling. This up-sampling may include a DL-based super-resolution model to enhance the quality of the reconstructed PC block, especially when down-sampling was applied. In terms of RD performance, JPEG PCC surpasses both G-PCC Octree and V-PCC Intra [14] for geometry coding of dense PCs [11][12][13].

C. EST Classifier Overview

This subsection presents the adopted DL-based event data classifier, specifically the Event Spike Tensor (EST) classifier [16], which is one of the state-of-the-art event classifiers for used the N-Caltech101 event dataset [17].

The EST classifier adopts an event representation compatible with Convolutional Neural Network (CNN) architectures, which is learned end-to-end alongside the classification task, optimizing the representation. The input event data is converted into a 4D EST representation, utilizing 9 bins for the temporal dimension and concatenating polarity information, resulting in an image-like format of

dimensions $18 \times 224 \times 224$, where the 18 channels correspond to single component 224×224 resolution images [16].

The EST classifier architecture is adapted from ResNet-34, with modifications to the first and last layers. The EST classifier achieves performance improvements of approximately 12% in event data classification compared to state-of-the-art methods, including event frames [23], voxel grids [24], and HATS [25].

Since the pre-trained EST classifier model was not publicly available, in the context of this paper the EST classifier model was trained with the N-Caltech101 event dataset training and validation splits [17], for a total of 30 epochs and employing the Adam optimizer with an initial learning rate of 10^{-4} , which was halved every 10,000 iterations. The training used cross-entropy as the loss function to measure the discrepancy between predicted and ground truth classification labels.

IV. PROPOSED LOSSY DL-BASED JOINT EVENT DATA CODING: DL-JEC

This section details the proposed DL-based Joint Event data Coding solution (DL-JEC), including the novel modules and event-coding specific techniques, implemented over the baseline JPEG PCC standard. Since it is not required by the relevant use cases, DL-JEC does not use a component scalable approach, i.e. some components are coded independently from others, as it happens for the MPEG and JPEG PCC standards [11][13] where geometry is first independently coded from texture. This enables DL-JEC to adopt a joint coding approach, where both spatiotemporal and polarity information are integrated into one single PC containing geometry and attribute information, leveraging their correlation for improved compression performance.

A. Architecture and Coding Model

This subsection presents the novel non-scalable DL-JEC solution, highlighting the differences to the scalable JPEG PCC solution, previously discussed in Section III. Although the novel DL-JEC solution and the previous JPEG PCC standard share a similar high level coding architecture, illustrated in Fig. 2, DL-JEC and JPEG PCC are fundamentally distinct coding models. Innovations arise in several areas, including the DL coding model architecture, loss function, and binarization optimization.

The DL-JEC coding architecture processes event data as a single PC. As for JPEG PCC, the input PC is divided into 3D blocks but now each voxel features not one but two channels: one for geometry (indicating occupancy) and another for polarity (POS or NEG). The original DL coding model has been modified to jointly handle both geometry and polarity, namely by changing the number of input channels in the first layer of the encoder and the number of filters in the last layer of the decoder from one to two. A specialized loss function has also been developed to train the model more effectively.

B. Loss Function and Training

To ensure high compression efficiency, the novel DL

coding model used by DL-JEC is trained using a loss function that balances the distortion (D_{Total}) and estimated coding rate (R) through a Lagrangian multiplier, λ , as:

$$Loss\ Function = D_{Total} + \lambda \times R. \quad (1)$$

A separate DL coding model was trained for each RD point by varying λ . Five models were trained with λ values of 0.00125, 0.0025, 0.005, 0.01, and 0.02, covering a wide range of rates.

Since the DL-JEC model jointly codes geometry and polarity, a novel distortion metric was defined to take into consideration both the geometry and polarity distortions:

$$D_{Total} = (1 - \omega) \cdot D_{Geometry} + \omega \cdot D_{Polarity}, \quad (2)$$

where $D_{Geometry}$ and $D_{Polarity}$ are the distortions computed for the spatiotemporal and polarity data, using an average binary classification error for each voxel as defined by the so-called Focal Loss [26]. The value of the weighting factor ω has been set to 0.5. During training, due to the lossy nature of the DL-JEC model, some points/events may be reconstructed at originally empty locations. In such cases, as there is no ground truth for the polarity of the created points/events, the polarity of the nearest neighbor is used as the ground truth instead to compute the value of $D_{Polarity}$.

The training process follows a sequential approach, starting with the smallest value of λ (corresponding to the highest rate). The first model is trained with random initialization, while subsequent models use the weights from the previous model, what reduces the training time and enhances the RD performance. Early stopping is implemented to prevent overfitting, with patience of 25 epochs, halting training if validation loss does not improve.

The DL-JEC models were trained using the N-Caltech101 event dataset training and validation splits [17]. Each event sequence/object is scaled using TSF=128, which has been shown to maximize the compression performance for this dataset [10]. The different polarity duplicates are processed using a NN approach.

To limit the training computational complexity, the PCs used to represent the event data are divided into $64 \times 64 \times 64$ blocks. To mitigate the negative impact of increased class imbalance and improve memory efficiency during training, blocks with fewer than 500 filled voxels or larger than 20,000 filled voxels were excluded, resulting in 34,942 blocks for training and 21,316 blocks for validation.

C. Binarization Optimization

The DL-JEC decoding model outputs a value in the range $[0, 1]$ for each channel of each voxel. The first channel represents the probability of a voxel being occupied, while the second channel represents the probability of the polarity being POS. These output probabilities require binarization to determine the final binary occupancy and polarity of the reconstructed points/events. For polarity, a fixed threshold of 0.5 is used: probabilities of 0.5 or larger are assigned POS polarity, while those less than 0.5 are assigned NEG polarity. However, for geometry, the use of a simple threshold is

inefficient due to block density variations and reconstruction artifacts. Instead, an optimized Top-k binarization method is employed, where the k voxels with the highest probabilities are filled as points/events at the decoder.

In JPEG PCC, the value of k for regular PC coding is determined as: $k_{Codec} = N_{input} \times \beta$, where N_{input} is the number of input points/events in the original block, and β is optimized at the encoder for the best reconstruction quality, e.g. using the PSNR D1 geometry quality metric. The chosen k_{Codec} is encoded in the bitstream for usage at decoding time.

As the number of decoded events/points has a major impact on the compression and classification performances, this paper proposes three binarization optimization strategies for the value of k as follows:

- **Quality-optimized binarization (QuB)** – The value of k is optimized at the encoder by maximizing a quality metric which measures the reconstruction quality of the decoded event sequence/object block. This binarization strategy considers only reconstruction quality, disregarding the possible computer vision tasks performance. JPEG PCC typically uses optimization for the PSNR D1 geometry quality metric [22][27] and this is also the quality metric adopted in this paper.
- **Count-optimized binarization (CoB)** – The value of k is defined as $k = N_{input}$. This binarization strategy ensures that the decoder reconstructs event data with the same number of events as the input, which is particularly beneficial for tasks sensitive to event count. A more restrictive option of this binarization strategy can be used, by considering the number of both POS events (N_{POS}) and NEG events (N_{NEG}) as extra information in the bitstream, to accurately reconstruct both the total event count and the split over the two event polarities.
- **Classification-optimized binarization (CIB)** – The value of k is optimized at the encoder by maximizing the resulting classification accuracy.

The novel CIB and CoB strategies are designed specifically for event data classification and tasks affected by the number of events, respectively, including the use of computer vision tasks on decompressed event sequences/objects. Nevertheless, the count-based strategies can be used for both JPEG PCC and DL-JEC, and CIB can be used only with DL-JEC since it uses a unified representation. It is important to note that these strategies do not require any additional training or modifications to the DL coding model, ensuring effective integration without modifying the decoder.

V. EXPERIMENTAL SETUP

This section describes the experimental setup for assessing the performance of the proposed DL-JEC solutions for coding event data as single PC in comparison to conventional and DL-based PCC codecs for coding event data as two separate PCs. For a more complete assessment, the experimental setup considers three event data classification pipelines as follows:

- **Original Event Data Classification Pipeline** – Classifies the original floating-point precision event data (x, y, t, p). This pipeline serves as the reference for the

classification performance since no artifacts are introduced in the events input to the classifier.

- **Voxelized Event Data Classification Pipeline** – Converts event data from floating-point precision to integer precision. The goal is to assess the impact of lossy voxelization on event data classification. Since this pipeline does not involve any coding, no compression artifacts are present.
- **Decompressed Event Data Classification Pipeline** – Classifies decoded events after lossless (post-voxelization) and lossy PC coding/decoding, notably:
 1. **Proposed lossy DL-JEC** solution coding event data as a single PC.
 2. **Lossless and lossy G-PCC** (TMC13 reference software, version v21) coding event data as two separate PCs.
 3. **Lossy JPEG PCC** (software version 4.1) coding event data as two separate PCs.

The EST classifier is used for all pipelines, including both the proposed coding solution and the conventional and DL-based benchmarks, without any specific retraining.

The N-Caltech101 event dataset test split [17] was chosen in this paper, since it is the most commonly used dataset for event data classification. The test split of the N-Caltech101 event dataset, composed of 1,741 event sequences organized in 101 classes, is used in the experiments for all the considered event data classification pipelines, i.e., original, voxelized, and decompressed domains.

The performance metrics for assessing the event data compression (RD) and classification performances are:

- **Rate** – Corresponds to the coding rate obtained when compressing the input event sequence data, measured in bits-per-(original) event (bpe).
- **Peak Signal-to-Noise Ratio Event-to-Event Distance (PSNR E2E)** – Since there is no quality metric available in the literature for lossy event data coding, a novel metric had to be defined. The new metric is inspired by the so-called PNSR D1 metric, adopted in both the MPEG Common Test Conditions (CTC) [27] and JPEG CTTC [22]. Assuming A and B represent the reference and decoded event sequences/objects, respectively, the proposed PSNR E2E metric is computed as:
 1. Compute $MSE_{A,B}$ and $MSE_{B,A}$:

$$MSE_{A,B} = \frac{e_{A,B}^{POS} + e_{A,B}^{NEG}}{|A|}, \text{ and } MSE_{B,A} = \frac{e_{B,A}^{POS} + e_{B,A}^{NEG}}{|B|} \quad (3),$$

where $e_{A,B}^{POS}$ ($e_{A,B}^{NEG}$) is the sum of the squared Euclidean distances between each POS (NEG) event in A and its POS (NEG) nearest neighboring event in B ; the consideration of the different polarities is a key difference to PSNR D1. Similarly, $e_{B,A}^{POS}$ and $e_{B,A}^{NEG}$ are computed considering events in B and their nearest neighbors in A . $|A|$ and $|B|$ represent the total number of events in A and B , respectively.

2. Compute the PSNR E2E:

$$PSNR\ E2E = 10 \log \frac{3(Peak-1)^2}{\max(MSE_{A,B}, MSE_{B,A})} \quad (4),$$

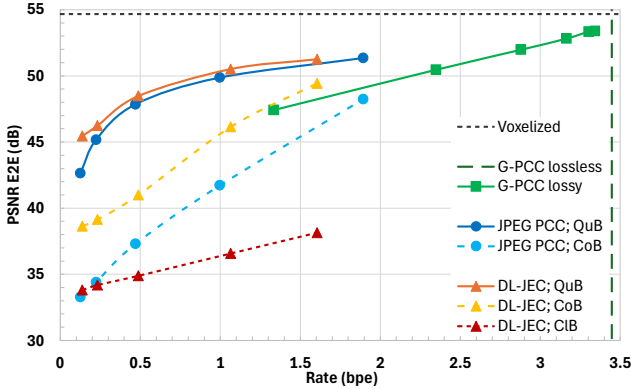


Fig. 3. RD performance assessment using PSNR E2E as event quality metric for the N-Caltech101 dataset test split.

where $Peak$ is related to the spatiotemporal resolution, defined as the next power of two of the maximum value between the $(x, y, z = t \times TSF)$ event data dimensions. For the N-Caltech101 dataset used in this paper, the PSNR E2E metric was computed after performing a temporal scaling on both the reference and the reconstructed event data, using a $TSF = 256$. This allows bringing the timestamp dimension to a range similar to the spatial dimensions.

- **Top-k Classification Metric** – Measures the percentage of test examples where the ground truth label is among the k predicted labels with the highest probabilities. For this paper, k is set to 1 (Top-1) and 5 (Top-5).

The next section will report and discuss the performance assessment obtained under this experimental setup.

VI. PERFORMANCE ASSESSMENT

This section reports and discusses the DL-JEC performance, using all reference classification pipelines, including original and voxelized event data. First, the DL-JEC event data compression performance is analyzed for all binarization strategies and compared with both conventional and learning-based coding benchmarks. After, a similar assessment is made for the classification performance using the EST classifier on the reconstructed event data.

A. Event Data Compression Performance

This subsection presents and discusses the compression performance for event data compression. DL-JEC is compared with state-of-the-art solutions that use two separate PCs, after highlighting the effects of the novel binarization strategies. The compression results for the N-Caltech101 event dataset test split are presented in Fig. 3, where PSNR E2E values are plotted as a function of the rate. Both JPEG PCC and DL-JEC use the same coding configurations, including a block size of 256 and a scaling factor of 1.

1) DL-JEC with Different Binarization Strategies

The proposed lossy DL-JEC compression performance is analyzed for the various binarization strategies. The PSNR E2E for voxelized events (without coding) is shown in Fig. 3 as a horizontal line, and represents the reconstruction quality achieved solely by the lossy voxelization process (i.e., without compression artifacts). The results in Fig. 3 show that:

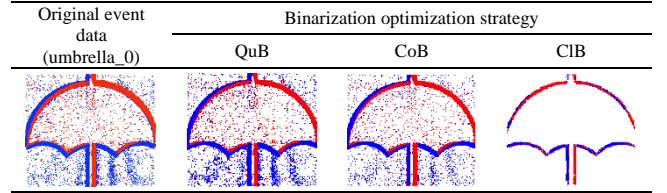


Fig. 4. Original and reconstructed event data from DL-JEC (highest rate model) for various binarization optimization strategies. Red and blue indicate NEG and POS events, respectively.

- DL-JEC QuB performance considerably outperforms both DL-JEC CoB and CIB RD performances for the PSNR E2E quality metric. This is expected since QuB optimization targets the reconstruction quality, unlike CoB and CIB, which are optimized for event-count and classification, respectively.
- DL-JEC CoB shows better RD performance than DL-JEC CIB, since the PSNR E2E metric is influenced by the number of events. It was observed that CIB reconstructs event data with less points than CoB and QuB, as shown in Fig. 4.

As expected, these findings demonstrate that DL-JEC compression performance depends on the chosen binarization strategy and a quality friendly binarization strategy boosts the compression performance.

2) DL-JEC versus Two PC-based Benchmark Codecs

The proposed lossy DL-JEC codec (coding a single PC) is compared with the conventional G-PCC (lossy and lossless) and the DL-based JPEG PCC codec, applied to event data represented as two separate PCs, one per polarity. As reference, Fig. 3 shows the G-PCC lossless rate as a vertical line, as lossy compression above this rate is meaningless.

The results in Fig. 3 show that:

- DL-JEC for all optimization strategies offers high quality for rates much below the G-PCC lossless rate.
- DL-JEC QuB achieves significant RD performance gains over G-PCC lossy for similar rates, though G-PCC can reach higher qualities at much higher rates.
- DL-JEC offers consistently better RD performance than JPEG PCC, for all rates and for the same binarization strategies (QuB and CoB).
- The performance gap between DL-JEC CoB and JPEG PCC CoB is larger than between DL-JEC QuB and JPEG PCC QuB, due to JPEG PCC generating duplicate events with different polarities.

Overall, the compression results in Fig. 3 clearly show that the proposed DL-JEC solution is better than G-PCC lossy and JPEG PCC, notably when optimizing the binarization for a reconstruction fidelity metric, i.e., QuB.

B. Decompressed Domain Event Data Classification Performance

This subsection presents and discusses the Top-1 and Top-5 classification performances for decoded event data. The classification results for the N-Caltech101 event dataset test split are presented in Fig. 5. The proposed DL-JEC codec is compared with the benchmarks, notably the three event classification pipelines described in Section V. The

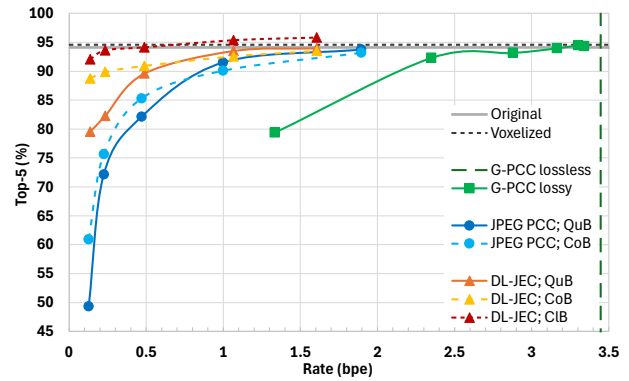
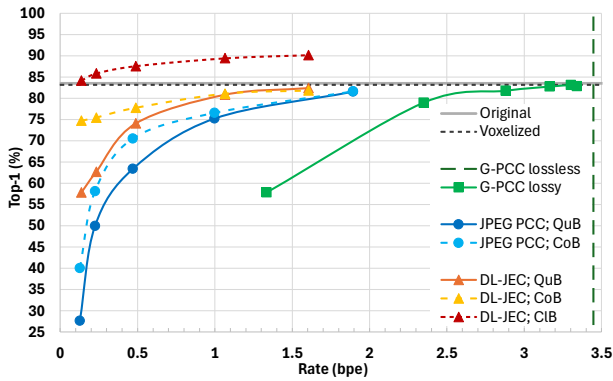


Fig. 5. Classification performance using Top-1 (left) and Top-5 (right) accuracy metrics for the EST event data classifier for all classification pipelines.

classification results for the original and voxelized classification pipelines are represented by horizontal lines in Fig. 5; the proximity of the two lines suggests that voxelization does not significantly impact the classification performance.

1) DL-JEC with Different Binarization Strategies

When comparing DL-JEC classification performance for the three binarization strategies, the results in Fig. 5 show:

- DL-JEC QuB has lower classification performance than DL-JEC CoB and DL-JEC CIB, because it is optimized for reconstruction quality rather than classification.
- DL-JEC QuB and DL-JEC CoB can achieve a classification performance close to the original and voxelized classification performances, notably at higher rates; however, DL-JEC CoB outperforms DL-JEC QuB at lower and medium rates.
- DL-JEC CIB provides the best classification performance, surpassing both the original and voxelized (same as G-PCC lossless) classification performance at all rates for Top-1, and matching it for Top-5. This unexpected behavior is explained since the test dataset is rather noisy and the CIB binarization acts like a denoising filter, offering the EST classifier ‘cleaner’ objects, as shown in Fig. 4.

As expected, these findings demonstrate that DL-JEC classification performance depends on the chosen binarization strategy and that a classification friendly binarization strategy boosts the classification performance.

2) DL-JEC versus Benchmark Two PC-based Codecs

The proposed lossy DL-JEC codec (coding a single PC) is compared with the conventional G-PCC (lossy and lossless) and the DL-based JPEG PCC codec, using two PCs, in terms of decompressed domain classification performance. The results in Fig. 5 show:

- DL-JEC offers a classification performance close or even better than the original event data classification, with a much lower rate than G-PCC lossless.
- DL-JEC consistently achieves significant classification performance gains (for both Top-1 and Top-5) over G-PCC lossy. A similar classification performance can be achieved by DL-JEC for much lower rates. Depending on the target rates, the savings can be more than 75%.
- DL-JEC consistently achieves significant classification performance gains (for both Top-1 and Top-5) over JPEG

PCC, for all binarization strategies. Depending on the target rates, the savings can be up to 50%.

- JPEG PCC clearly outperforms G-PCC lossy in terms of the decompressed domain classification performance, for both Top-1 and Top-5, particularly at low to medium rates.
- Similar to DL-JEC, JPEG PCC CoB offers better classification performance than JPEG PCC QuB since the test and optimization metrics match.

While the novel binarization strategies may lower the PSNR E2E quality (due to metrics mismatch), they significantly improve the classification performance, especially at low data rates. This highlights the importance of selecting the right binarization strategy depending on the specific event data task/target, whether maximizing the classification accuracy (machine-oriented), using CoB and CIB, or maximizing the reconstruction quality (human-oriented), using QuB.

Although current research activity on state-of-the-art event data coding primarily focuses on lossless solutions, these results demonstrate that the usage of lossy compression can achieve comparable performance for tasks like event data classification, with significant rate reductions. This is a major achievement which paves the way to lossy event data coding, notably in the context of the JPEG XE project.

VII. CONCLUSION

This paper proposes a novel lossy DL-JEC solution for efficient event data coding. By integrating both spatiotemporal and polarity information into a single PC, DL-JEC significantly enhances RD performance compared to conventional G-PCC and learning-based JPEG PCC used for coding event data as two separate PCs (one for each polarity). The innovative loss functions and binarization optimization strategies introduced in this work allow for tailored performance for various computer vision tasks, particularly in classification applications. The experimental results demonstrate that DL-JEC not only achieves superior RD performance but also improves accuracy for computer vision applications applied on the decompressed domain.

DL-JEC unified representation opens the door for efficient compressed domain event data classification significant without computer vision tasks penalty, highlighting the potential of lossy coding techniques and the use of deep learning in advancing the field of event-based vision systems.

REFERENCES

- [1] J. Kramer, "An integrated optical transient sensor," *IEEE Trans. Circuits Syst. II*, vol. 49, no. 9, pp. 612–628, Sep. 2002.
- [2] G. Gallego et al., "Event-based vision: a survey," *IEEE Trans. Pattern Anal. and Mach. Intell.*, vol. 44, no. 1, pp. 154–180, Jan. 2022.
- [3] Y. Dong, et al., "SEVAR: a stereo event camera dataset for virtual and augmented reality," *Front Inf. Technol. & Electron. Eng.*, vol. 25, pp. 755–762, June 2024.
- [4] S. Klenk et al., "Masked event modeling: self-supervised pretraining for event cameras," *IEEE/CVF Winter Conf. Appl. Comput. Vision.*, Waikoloa, HI, USA, Jan. 2024.
- [5] ISO/IEC JTC 1/SC29/WG1 N100887, REQ "Use cases and requirements for JPEG XE v2.0", *104th Meeting*, Sapporo, Japan, July 2024.
- [6] ISO/IEC JTC 1/SC29/WG1 N100888, REQ "Final call for proposals on JPEG XE", *104th Meeting*, Sapporo, Japan, July 2024.
- [7] M. Martini, J. Adhuran and N. Khan, "Lossless compression of neuromorphic vision sensor data based on point cloud representation," *IEEE Access*, vol. 10, pp. 121352–121364, Nov. 2022.
- [8] B. Huang and T. Ebrahimi, "Event data stream compression based on point cloud representation," *IEEE Int. Conf. Image Process.*, Kuala Lumpur, Malaysia, Oct. 2023.
- [9] H. Bowen, D. N. Lazzarotto, and T. Ebrahimi, "Evaluation of the impact of lossy compression on event camera-based computer vision tasks," *Appl. Digit. Image Process. XLVI*, vol. SPIE 12674, Oct. 2023.
- [10] A. Seleem, et al., "Double deep learning-based event data coding and classification," *arXiv:2407.15531*, July 2024.
- [11] A. F. R. Guarda et al., "Deep learning-based point cloud coding and super-resolution: a joint geometry and color approach," *IEEE Trans. Multimedia*, Nov. 2023.
- [12] A. F. R. Guarda, N. M. M. Rodrigues and F. Pereira, "Point cloud geometry and color coding in a learning-based ecosystem for JPEG coding standards," *IEEE Int. Conf. Image Process.*, Kuala Lumpur, Malaysia, Oct. 2023.
- [13] A. F. R. Guarda, N. M. M. Rodrigues and F. Pereira, "The JPEG Pleno learning-based point cloud coding standard: serving man and machine," *arXiv:2409.08130*, Sept. 2024.
- [14] D. Graziosi et al., "An overview of ongoing point cloud compression standardization activities: video-based (V-PCC) and geometry-based (G-PCC)," *APSIPA Trans. Signal Inf. Process.*, vol. 9, pp. 1–17, March 2020.
- [15] ISO/IEC JTC 1/SC29/WG1 N100096, REQ, "JPEG Pleno point cloud use cases and requirements v1.6", *94th JPEG Meeting*, Online, Jan. 2022.
- [16] D. Gehrig, A. Loquercio, K. G. Derpanis, D. Scaramuzza, "End-to-end learning of representations for asynchronous event-based data," *IEEE/CVF Int. Conf. Comput. Vision.*, Seoul, South Korea, Oct. 2019.
- [17] G. Orchard, A. Jayawant, G. K. Cohen, and N. Thakor, "Converting static image datasets to spiking neuromorphic datasets using saccades," *Front. Neurosci.*, vol. 9, Art. no. 437, Nov. 2015.
- [18] Z. Bi, S. Dong, Y. Tian, and T. Huang, "Spike coding for dynamic vision sensors," *Data Compression Conf. (DCC)*, Snowbird, UT, USA, Mar. 2018.
- [19] S. Dong, Z. Bi, Y. Tian, and T. Huang, "Spike coding for dynamic vision sensor in intelligent driving," *IEEE Internet of Things J.*, vol. 6, no. 1, pp. 60–71, Feb. 2019.
- [20] N. Khan, K. Iqbal, and M. G. Martini, "Time-aggregation-based lossless video encoding for neuromorphic vision sensor data," *IEEE Internet Things J.*, vol. 8, no. 1, pp. 596–609, Jan. 2021.
- [21] E. Mueggler, H. Rebecq, G. Gallego, T. Delbruck, and D. Scaramuzza, "The event-camera dataset and simulator: Event-based data for pose estimation, visual odometry, and SLAM," *Int. J. Robot. Res.*, vol. 36, no. 2, pp. 142–149, Feb. 2017.
- [22] ISO/IEC JTC 1/SC29/WG1 N100112, "JPEG Pleno point cloud coding common training and test conditions v1.1," *94th JPEG Meeting, Online*, Jan. 2022.
- [23] H. Rebecq, T. Horstschaefer, and D. Scaramuzza, "Real-time visual-inertial odometry for event cameras using keyframe-based nonlinear optimization," *British Mach. Vis. Conf. (BMVC)*, London, UK, Sept. 2017.
- [24] K. Chaney, A. Z. Zhu, L. Yuan and K. Daniilidis, "Unsupervised event-based learning of optical flow, depth, and egomotion," *IEEE Conf. Comput. Vis. Pattern Recog. (CVPR)*, Salt Lake, UT, USA, June 2018.
- [25] A. Sironi, M. Brambilla, N. Bourdis, X. Lagorce, and R. Benosman, "HATS: histograms of averaged time surfaces for robust event-based object classification," *IEEE Conf. Comput. Vis. Pattern Recog. (CVPR)*, Salt Lake, UT, USA, June 2018.
- [26] T. Lin, P. Goyal, R. Girshick, K. He and Piotr Dollár, "Focal loss for dense object detection," *IEEE Int. Conf. Comput. Vis.*, Venice, Italy, Oct. 2017.
- [27] ISO/IEC JTC1/SC29/WG11 N19084, "Common test conditions for point cloud compression," Brussels, Belgium, Jan. 2020.