

Expertized Caption Auto-Enhancement for Video-Text Retrieval

Junxiang Chen
WeChat, Tencent

caryjxchen@tencent.com

Wenbin Yao
WeChat, Tencent

wenbinyao@tencent.com

Baoyao Yang*
Guangdong University of Technology

ybaoyao@gdut.edu.cn

Abstract

The burgeoning field of video-text retrieval has witnessed significant advancements with the advent of deep learning. However, the challenge of matching text and video persists due to inadequate textual descriptions of videos. The substantial information gap between the two modalities hinders a comprehensive understanding of videos, resulting in ambiguous retrieval results. While rewriting methods based on large language models have been proposed to broaden text expressions, carefully crafted prompts are essential to ensure the reasonableness and completeness of the rewritten texts. This paper proposes an automatic caption enhancement method that enhances expression quality and mitigates empiricism in augmented captions through self-learning. Additionally, an expertized caption selection mechanism is designed and introduced to customize augmented captions for each video, facilitating video-text matching. Our method is entirely data-driven, which not only dispenses with heavy data collection and computation workload but also improves self-adaptability by circumventing lexicon dependence and introducing personalized matching. The superiority of our method is validated by state-of-the-art results on various benchmarks, specifically achieving Top-1 recall accuracy of **68.5%** on MSR-VTT, **68.1%** on MSVD, and **62.0%** on DiDeMo.

1. Introduction

Video-text understanding has become a new mainstream research with the population of short videos on social networks. In virtue of the learning ability of large models, multi-modal pre-training models [6, 11] are developed and achieve initial success in video-text retrieval tasks. However, a stunning amount of data and computing resources are the essential basis to support the effectiveness of these pre-training models. Thus, it is argued that adapting the image-text pretrained model to video-text tasks is a lighter and more feasible approach [15, 31]. They adapt the visual

*Corresponding author.

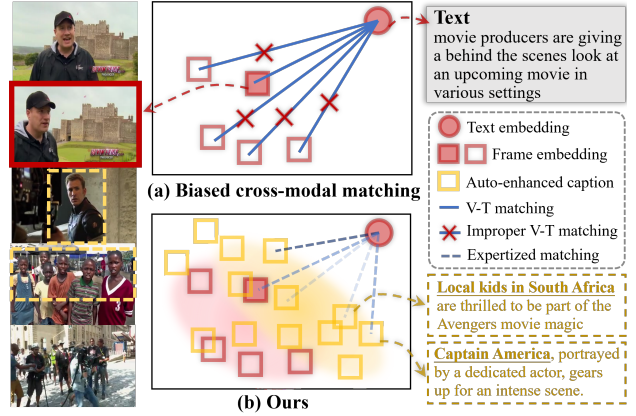


Figure 1. Comprehension gap between videos and texts

embeddings to the video field by incorporating temporal information [4, 21] or refining the visual-text matching strategies [8, 31]. But unlike image-text pairs, video captions tend to be overly simplistic and one-sided, describing partial (even a signal) frames of the videos. These one-sided descriptions would be improperly matched to multifaceted video embeddings (Figure 1 (a)), resulting in biased cross-modal retrieval, and a bottleneck in performance improvement arises.

Frame sampling is one proper solution to handle the information imbalance issue. For instance, ClipBERT [10] sparsely samples video frames to meet the text descriptions. X-CLIP [16] further cuts text descriptions into words, employing cross-modal matching at both fine-grained (*frame and word*) and coarse-grained (*video and sentence*) levels. As video information is sparsely divided and broken, these methods are limited in comprehensively utilizing and exploring deep relations across videos and texts. Another branch to reduce the information gap is data augmentation. Extra data, such as HD-VILA-100M [30] and LF-VILA [21], are collected to expand the receptive field for model adaptation, thereby enriching matching knowledge of the two modalities. To eliminate the heavy data collection workload, later research [27] rewrites captions by lexical analysis, in which attributes are extracted and

emphasized to enhance expressive ability in text modality. Large language models (LLMs), such as Chat-GPT and LLaMA [22], are additionally introduced for the rewriting tasks [7, 26]. Although up to 3% retrieval precision increase is achieved with the assistance of supplementary texts, the rewriting quality relies heavily on lexicon engineering [18] and hand-crafted prompts [17] (Figure 2 (a)). Recent works [2, 25] have been mired in the meticulous work of designing better prompts for caption augmentation, limited in human empiricism.

This paper proposes an Expertized Caption auto-Enhancement (ExCae) method, which *adaptively generates* and *personalized select* captions for video-text retrieval, *releasing extra work of data acquisition and avoiding the trouble of manual prompt design*. Specifically, a Caption Self-improvement (CSI) module is designed to derive captions with rich content and diverse perspectives from videos. A *Prompt engineer* is introduced in the CSI module, which gradually adjusts and improves the query prompts via self-learning. With the enriched expressions on the video-side (*video+video-derived captions*), cross-modal matching becomes a more challenging task. Thus, we further develop an Expertized Caption Selection (ECS) module consisting of multiple learnable experts to automatically specify appropriate expressions for cross-modal matching. Seeing Figure 1 (b), video representation space dilates with caption augmentation and the cross-modal information gap is reduced after expertized selection. This indicates that the proposed method improves the generalization ability through caption augmentation while enhancing the cross-modal retrieval ability with adaptive screening. As a fully data-driven process, sampling bias and empiricism that may confuse the cross-modal matching are avoided. We further encapsulate ExCae as a *plug-in unit*, which successfully improves the retrieval performance of current methods, validating ExCae’s flexibility and adaptability.

The contributions of this work are summarized as follows:

- We propose eliminating the grunt workload of data acquisition and prompt design in caption augmentation through self-improvement and expertized selection, thereby mitigating empirical bias in supplemental texts while facilitating cross-modal matching without extra data.
- We design an automatic cross-modal learning framework for video-text retrieval, in which video expressions are expanded using a *Prompt engineer* and are matched to texts under the guidance of learnable experts. The *Prompt engineer* facilitates generating effective and multi-angled captions while the learnable experts personalize the appropriate expression angles for cross-modal matching.
- Experimental results show that our method outperforms (*or is comparable to*) current works even without using extra data, especially surpassing the best benchmark on the MSR-VTT by **3.8%**. This paper also taps the applica-

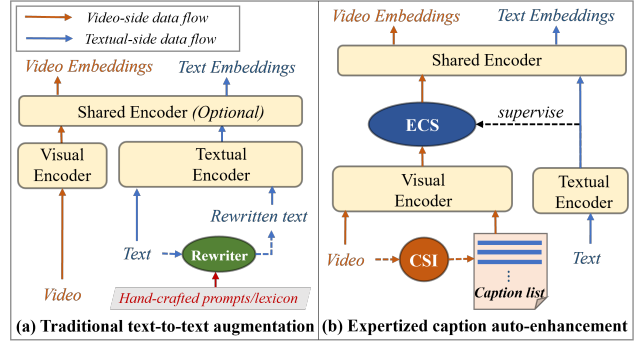


Figure 2. Comparison of our method to the traditional

tion potentials of ExCae in video-text retrieval via extensive analytical and plug-in experiments.

2. Related Work

Developing and pre-training video foundation models (VFMs) [11, 24] enhances the comprehension of video data, demonstrating efficacy in downstream tasks such as video-text retrieval. However, the effectiveness of VFMs heavily relies on huge amounts of data and computing resources. Much of the current work in video-text retrieval turns to a lighter modeling approach, adapting image-text retrieval models, such as CLIP [20], to video-text tasks. For instance, CLIP4Clip [15] and CLIP2TV [8] utilize the image knowledge encapsulated in CLIP, transforming it into effective video representations through different image aggregation networks. Besides, TS2-Net [14] dynamically adjusts the video token sequence, selecting tokens with richer information to enhance video representation. X-CLIP [16] employs an independent encoder for each frame, using a network that aggregates frames multiple times to generate the final video representation. DRL [23] introduces an additional loss to address the feature redundant issue. However, due to the information imbalance between videos and texts, these methods are stuck in insufficient cross-modal matching.

To reduce the cross-modal information gap, existing works, such as Cap4Video [26] and BIKE [27], enhance video-text matching via caption rewrite. They carefully design prompts, asking LLMs to rephrase the texts with empirically selective concepts, such as special objectives [18] or actions [17]. However, visual details remain deficient in the rewritten captions through these text-to-text literal restatements. More importantly, the hand-drafted lexicon and prompts severely limit the rewrite quality, motivating us to explore a self-learning caption enhancement method. To the best of our knowledge, this paper is a *pioneer* in investigating *automatic caption enhancement* to facilitate the comprehension of videos and texts.

3. Method

Unlike traditional text augmentation that rewrites captions on the text data side, our method (ExCae), automatically derives captions from videos by the CSI module and adaptively selects appropriate expressions (ECS module) to encode video for video-text matching (see Figure 2). Video and text embeddings would be aligned with standard cross-modal contrastive loss, as most existing SOTA methods [14, 15]. Both CSI and ECS are self-learning modules, whose details are introduced as follows.

3.1. Caption Self-improvement (CSI)

The objective of the CSI module is to learn the best prompt for caption generation. The main flow is illustrated in Figure 3, which is an iteration process gradually refining the query prompt. Specifically, a *Captioner* is asked to generate multiple captions to describe the video from *different perspectives*. We then evaluate the semantics of the generated captions, scoring them to update the prompt candidates’ pool. A *Prompt engineer* is introduced to rewrite the current best prompt, whose output is used as the latest query prompt of the *Captioner*. The prompt update iteration would be ended when no new candidates are added to the prompt candidates’ pool. (Pseudo code is provided in the [Supplemental Materials](#).)

Caption scoring Denote the query prompt of the *Captioner* as p^t , where t records the iteration index. Correspondingly, the generated caption list for a video v_i based on p^t is written as c_i^t . As literal expressions, c_i^t is evaluated from a semantic perspective. We advocate for the generation of captions that are semantically akin to the original texts, in order to mitigate the presence of cluttered and vacuous descriptions. However, merely preserving the semantic consistency may lead to generating a set of captions similar to the original text. This is opposite to the original intention of expression enhancement. To promote *multi-angle* descriptions, a diversity constraint that encourages variety within the caption list is supplemented. Suppose K captions are contained in c_i^t , the caption generation score in the t iteration round can be expressed as

$$Score^t = \mathbb{E}_{i,k} [sim(\psi(c_{i,k}^t), \psi(t_i))] + div(\psi(c_i^t)) \quad (1)$$

where t_i denotes the original text corresponding to v_i , $k \in [1, K]$ is the caption index in c_i^t . $\psi(\cdot)$ represents a semantic extractor, implemented by *M3-embedding* [5]. $sim(\cdot)$ and $div(\cdot)$ are similarity and diversity calculations (See [Supplemental Materials for details](#)). If $Score^t$ surpasses the historical records, p^t would be added to the prompt candidates’ pool, and the best prompt is updated accordingly.

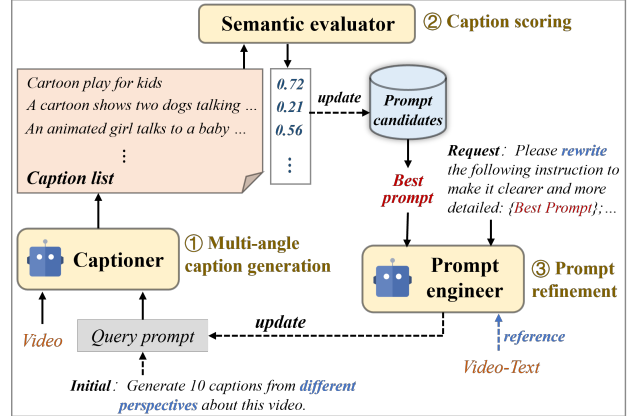


Figure 3. Illustration of the CSI module

Prompt refinement The current prompt engineering normally encodes the query prompts and adjusts the prompt tokens/embeddings through gradient descent [19, 32]. Although this parametric fine-tuning strategy is convenient for optimization, the adjusted embeddings could hardly be precisely re-projected to the text space, losing linguistic meaning and interpretability. Consequently, their generalization in video-text-related applications is limited. Inspired by language rewrites [7], this paper introduces a *Prompt engineer* to rewrite the query prompt. Take the current best prompt p^t as input; the *Prompt engineer* is asked to rewrite p^t with reference to the corresponding video-text pairs (x, t) involved in this iteration. The rewritten prompt is then used as the query prompt for the *Captioner* in the next iteration, as shown in Figure 3.

3.2. Expertized Caption Selection (ECS)

With the optimized CSI module, video-text pairs are updated as $((v, \tilde{c}), t)$, where (v, \tilde{c}) represents the video data v and its generated captions \tilde{c} using the optimal prompt, and t denotes the original text corresponding to v . As displayed in Figure 2 (b), (v, \tilde{c}) and t are the video-side and text-side input data, respectively. A straightforward approach for cross-modal representation learning is directly matching the encoded representations of (v, \tilde{c}) and t . However, the information dilation of video modality brings confounded knowledge while improving generalization, increasing the difficulty of cross-modal matching (see Figure 1).

Considering that the derived captions describe video content from multiple perspectives, we propose inserting an ECS module designed based on a mixture of experts to facilitate cross-modal matching. Write the outputs of visual encoders as $e_v = [e_{v1}, e_{v2}, \dots]$, which consists of $N + K$ elements, where N is the number of sampled frames from videos, and K is the number of derived captions. The ECS module is composed of multiple expert networks with learnable parameters $([f_1, f_2, \dots, f_M])$, each of which refers to a

description angle. M denotes the total number of experts. A router r_m is allocated to each expert f_m as a gate, which is automatically learned to explore the most matched visual expression fusion for each video-text pair. Through this individualized video expression screening and fusion, the expression that is overly different from the corresponding texts is filtered on the video side, thereby narrowing the video-text modality gap. Mathematically, the visual codes are residually updated by a mixture of experts’ outputs:

$$\tilde{e}_v = \frac{1}{M} \sum_m f_m(r_m(e_v) \otimes e_v) + e_v \quad (2)$$

where $r_m(e_v)$ outputs attention weights of $(N + K)$ video-side expressions for each sample. Specifically, a top- R filter is applied on $r_m(e_v)$, which activates partial expressions to learn a specific expert. \otimes denotes the dot-product operation. As visual and textual embeddings will be aligned after further encoding by a shared encoder, parameters of the ECS module (f_m and r_m) are optimized along with other encoding networks under the supervision of textual information.

4. Experiment

4.1. Datasets

MSR-VTT [29] is a large-scale dataset containing 10,000 video clips, each of which is annotated with 20 English sentences. Around 29K unique words are contained in all sentences. Following previous work [13], we use 9,000 clips for training and 1,000 clips for testing.

MSVD [3] consists of 1,970 videos with 80K captions. Each video contains around 40 English captions on average. The videos are split by 1,200/100/670 for training, validation and testing, respectively.

DiDeMo [1] contains over 10,000 videos collected from Flickr. Each video is described by natural language, with detailed information on camera movement, temporal transition indicators, and activities. The dataset is split into training, validation and test sets, each containing 8,395, 1,065 and 1,004 videos, respectively.

4.2. Implementation Details

Preprocessing Following the standard text preprocessing [20], each sentence in original texts and video-derived captions is split into word tokens with a max length of 70 using a CLIP tokenizer. For videos, we sample 8 frames from each item as visual data.

Model Setup This paper reports the results of our method on multiple backbones, *i.e.*, ViT-B/16, ViT-L/14, ViT-H/14, ViT-G/14, compared to SOTA video-text retrieval methods, showing the effect of model scale on performance as well. Ten captions are derived for each video. Sixteen experts

are learned in the ECS module, two of which are activated to select appropriate representations in both training and inference processes. In the training phase, the CSI module is pre-learned to acquire the optimal prompt for caption generation, while the ECS module is co-trained alongside the backbone parameters. In the evaluation phase, multiple captions are derived from each video using the optimal prompt, together with the video itself as video-side expressions. (*See Supplemental Materials for the learned best prompt and examples of video-derived captions.*) The *Captioner* and *Prompt engineer* are implemented by GPT-4o, a large cross-modal inference model recently released by OpenAI in 2024. Besides the comparison experiment, we encapsulate ExCae as a plug-in unit and test its effect when introduced into existing video-text retrieval methods; specifically, we enhance video expression via CSI and professionalize the video-text matching process by ECS. Ablation studies and analytical experiments are conducted on MSR-VTT using ViT-G/14 as the base model.

Environment and Evaluation Metrics Our model is implemented in PyTorch and trained on 8 NVIDIA A800 GPUs in a batch size of 16. We initialize the text and video encoder with pretrained weights from CLIP [20] and use the Adamax optimizer with a learning rate of 4e-6. Experimental results are evaluated by standard video-text retrieval metrics: Recall at Rank K ($R@K$, *higher is better*) and Mean Rank (MeanR, *lower is better*). $R@K$ denotes the percentage of correct samples in the top K retrieved samples, where K is set to 1, 5 and 10, the same as in the previous works [9, 31]. MeanR records the average rank of correct items in the retrieved list.

4.3. Comparison to State-of-the-arts

Results of our method are compared to those of the SOTAs, including pre-trained foundation models like InternVideo [24], UMT-L [11], mPLUG-2 [28], VAST [6], and ViT-based methods that adapt the image-text models to the video-text task. Among the ViT-based methods, CLIP2TV [8], DRL [23], Clip4Clip [15] and CLIP-VIP [31] require the acquisition of auxiliary data for post-pretraining and/or adaptation. In contrast, TS-Net [14], X-CLIP [16], DMAE [9] and Cap4Video [26] are learned without extra data.

Results in Table 1 show that, on the MSR-VTT dataset, our method is superior not only to the ViT-based methods but also to the pre-training models relying on large-scale pre-training data. The results of existing methods show that the Top-1 recall accuracy could hardly transcend 50% without assistance from extra data. Instead, great improvement (*up to 10%*) is obtained when additional data is involved, either they are used for pre-training or fine-tuning. Despite not using any extra data, the Top-1 recall accuracy of our method (ExCae) boosts to **55.0%** and **56.1%** in text-to-

Method	Backbone	Extra data	text-to-video				video-to-text			
			R@1↑	R@5↑	R@10↑	MeanR↓	R@1↑	R@5↑	R@10↑	MeanR↓
<i>Pre-trained foundation model</i>										
InternVideo [24]	ViT-H/14	✓	55.2	79.6	87.5	10.7	57.9	79.2	86.4	7.5
UMT-L [11]	ViT-L/14	✓	58.8	81.0	87.1	–	58.6	81.6	86.5	–
CLIP-VIP [31]	ViT-B/16	✓	57.7	80.5	88.2	–	–	–	–	–
mPLUG-2 [28]	ViT-L/14	✓	53.1	77.6	84.7	–	–	–	–	–
VAST [6]	ViT-G/14	✓	63.9	84.3	89.6	–	–	–	–	–
<i>ViT-based</i>										
CLIP2TV [8]	ViT-B/16	✓	49.3	74.7	83.6	13.5	46.9	75.0	85.1	10.0
DRL [23]	ViT-B/16	✓	49.4	76.4	84.2	13.2	47.0	77.1	84.4	9.2
TS2-Net [14]	ViT-B/16	✗	47.8	76.8	85.2	13.7	47.8	76.0	84.6	8.5
Clip4Clip [15]	ViT-B/16	✓	46.4	72.1	82.0	14.7	45.4	73.4	82.4	10.7
X-CLIP [16]	ViT-B/16	✗	49.3	75.8	84.8	12.2	48.9	76.8	84.5	8.1
DMAE [9]	ViT-B/16	✗	49.9	75.8	85.5	12.5	49.6	76.3	85.0	8.5
Cap4Video [26]	ViT-B/16	✗	51.4	75.7	83.9	12.4	49.0	75.2	85.0	8.0
	ViT-B/16	✗	55.0	84.6	91.3	6.0	56.1	84.2	90.9	7.4
ExCae (<i>ours</i>)	ViT-L/14	✗	60.5	87.3	95.0	3.8	62.5	89.0	94.1	4.1
	ViT-H/14	✗	62.2	88.2	93.7	3.9	65.1	89.4	94.0	3.8
	ViT-G/14	✗	67.7	92.7	96.2	2.9	69.3	92.5	96.3	2.3

Table 1. Comparison with SOTA methods on MSR-VTT dataset.



Figure 4. Examples of text-to-video retrieval results on MSR-VTT dataset. (*The ground truths are marked in a red box.*)

video and video-to-text retrieval, respectively, when using ViT-B/16 as the base model. We are also encouraged by the observation that ExCae’s performance demonstrates an increase in correlation with the enlarged scale of the backbone model, resulting in an around 7% rise of R@1 from ViT-L/14 to ViT-G/14. Our results have comprehensively surpassed the current SOTA pre-training models, such as mPLUG-2 and VAST, when using the ViT-G/14 as the backbone. The rising trend of performance indicates the potential for further improvement of our method through scaling up the base model. Similar results are obtained in the experiments on MSVD and DiDeMo datasets, as recorded in Table 2. Our results are comparable to or even superior to those of pre-training models. Compared to existing ViT-based methods, ExCae shows a resounding victory, with Top-1 recall accuracy suppressing the best one by 7% on MSVD and 13% on DiDeMo. These results validate that our method is robust to cross-modal retrieval tasks for data collected from different fields.

We also demonstrate some video-text retrieval cases to

present the performance of our method intuitively. The top three retrieved videos, when given a caption, are presented in Figure 4. In these cases, our method successfully picks the corresponding ground truth videos in the first place. The second and third hit videos are also highly related to the sentences in terms of content. Besides, Figure 5 compares our video-to-text retrieval results to the “Base” obtained without any caption enhancement. It is shown that the ground truth texts normally take the first rank when using our method. Compared to the base results, our method preferentially selects samples with semantics and descriptive perspectives similar to the ground truths. For example, our method successfully recognizes keywords of “voices”, “critic”, and “guitar” that are missed by the Base model. This is owing to the ECS module that adaptively learns the cross-modal matching for specific samples, benefiting the recognition of key semantics during video-text retrieval.

Method	Backbone	Extra data	text-to-video				video-to-text			
			R@1↑	R@5↑	R@10↑	MeanR↓	R@1↑	R@5↑	R@10↑	MeanR↓
MSVD dataset										
<i>Pre-trained foundation model</i>										
InternVideo [24]	ViT-H/14	✓	58.4	84.5	90.4	8.2	76.3	96.8	98.7	2.1
UMT-L [11]	ViT-L/14	✓	58.2	83.9	89.6	–	–	–	–	–
<i>ViT-based</i>										
CLIP2TV [8]	ViT-B/16	✓	50.2	79.8	87.9	8.6	–	–	–	–
DRL [23]	ViT-B/16	✓	50.0	81.5	89.5	–	68.7	92.5	95.6	–
Clip4Clip [15]	ViT-B/16	✓	47.2	77.7	–	9.1	63.2	87.2	–	4.2
X-CLIP [16]	ViT-B/16	✗	50.4	80.6	–	8.4	66.8	90.4	–	4.2
Cap4Video [26]	ViT-B/16	✗	51.8	80.8	88.3	8.3	70.0	93.2	96.2	2.4
	ViT-B/16	✗	51.3	78.9	86.5	10.6	60.6	83.9	88.7	5.5
ExCae (ours)	ViT-L/14	✗	53.6	80.3	86.9	10.4	67.6	90.9	96.5	3.1
	ViT-H/14	✗	56.5	82.2	88.4	9.4	74.1	93.4	97.2	2.3
	ViT-G/14	✗	59.2	83.4	90.7	5.1	76.9	96.6	99.0	1.6
DiDeMo dataset										
<i>Pre-trained foundation model</i>										
InternVideo [24]	ViT-H/14	✓	57.9	82.4	88.9	9.2	59.1	81.8	89.0	7.2
UMT-L [11]	ViT-L/14	✓	70.4	90.1	93.5	–	65.7	89.6	93.3	–
CLIP-VIP [31]	ViT-B/16	✓	55.3	82.0	89.3	–	–	–	–	–
mPLUG-2 [28]	ViT-L/14	✓	56.4	79.1	85.2	–	–	–	–	–
VAST [6]	ViT-G/14	✓	72.0	89.0	91.4	–	–	–	–	–
<i>ViT-based</i>										
DRL [23]	ViT-B/16	✓	49.0	76.5	84.5	11.5	49.9	75.4	83.3	7.9
Clip4Clip [15]	ViT-B/16	✓	44.8	73.4	–	13.5	44.7	74.0	–	10.6
X-CLIP [16]	ViT-B/16	✗	47.8	79.3	–	12.6	47.8	76.8	–	10.5
	ViT-B/16	✗	53.9	80.6	87.3	9.9	54.0	81.1	87.5	6.9
ExCae (ours)	ViT-L/14	✗	56.9	80.9	87.9	6.5	58.8	83.2	90.0	4.8
	ViT-H/14	✗	60.1	83.3	90.0	5.9	61.0	85.6	92.3	4.5
	ViT-G/14	✗	62.0	85.5	92.3	4.9	63.7	87.9	93.3	4.1

Table 2. Comparison with SOTA methods on MSVD and DiDeMo datasets (*underline marks the best ViT-based results*)




			
<i>R1</i>	<p>Base: a video of a young man in a white shirt inviting his colleagues to join him</p> <p>Ours: <u>two men talk with children's voices</u></p>	<p>Base: a female journalist wearing a purple shirt and white blazer is talking on a news show next to ...</p> <p>Ours: <u>a critic about wine speaks about the french wines</u></p>	<p>Base: the young performer impressed his audience</p> <p>Ours: <u>someone plays a guitar and sings on stage of a tv show</u></p>
<i>R2</i>	<p>Base: behind the scenes in a professional kitchen as the chefs work and the waiters run food can ...</p> <p>Ours: <u>two man are talking to each other</u></p>	<p>Base: a woman with blonde hair and a black shirt is talking</p> <p>Ours: <u>a news program with a woman interviewing a man about merchant market currencies</u></p>	<p>Base: the judges make a decision</p> <p>Ours: <u>a woman plays guitar and sings for a televised competition</u></p>
<i>R3</i>	<p>Base: two men are in the classroom and having conversation</p> <p>Ours: <u>two men are in the classroom and having conversation</u></p>	<p>Base: a news program with a woman interviewing a man about merchant market currencies</p> <p>Ours: <u>the press would rather interview the most ignorant person they can find than beautiful women</u></p>	<p>Base: a man is singing on stage to a huge audience he is holding a microphone</p> <p>Ours: <u>they are singing a song and playing a guitar in the stage</u></p>

Figure 5. Examples of video-to-text retrieval results on MSR-VTT dataset. (*The ground truths are marked in a red box.*)

4.4. Plug-in Experiment

ExCae is encapsulated and supplemented with existing video-text retrieval methods, whose results are compared to those of the original. As shown in Table 3, our method successfully increases retrieval results of different video-text retrieval methods. The Top-1 recall accuracy is boosted by

4.8%, **9.4%** and **7.7%** for DRL, TSR-Net and Clip4Clip, respectively. It is observed that the results of plug-in experiments are similar to those obtained by our method with the same backbone (*refer to Table 1*). This indicates that ExCae has strong adaptability and expandability, which can flexibly combine with different models and constantly upgrade

its performance as the technology evolves.

Method	text-to-video			video-to-text		
	R@1	R@5	R@10	R@1	R@5	R@10
DRL [23]	49.4	76.4	84.2	47.0	77.1	84.4
+ Ours	54.2	81.4	90.2	54.4	81.1	89.2
TS2-Net [14]	47.8	76.8	85.2	47.8	76.0	84.6
+ Ours	57.2	86.2	92.6	56.4	85.0	91.3
Clip4Clip [15]	46.4	72.1	82.0	45.4	73.4	82.4
+ Ours	54.1	82.1	89.5	51.2	80.6	88.8

Table 3. Results of plug-in experiments on MSR-VTT dataset.

4.5. Ablation Studies

Our method expands the expression on the video side; thus, this section respectively evaluates the key components, CSI and ECS modules, under different input data cases. To test the effectiveness of the CSI module, we replace the optimal prompt with the initial one to simulate the ablation of the CSI module. The removal of the ECS module is realized by directly encoding all the video-side data as visual embeddings. As shown in Table 4, the R@1 is around 50% when only using the original video as video-side data without adding any components; this result is close to the existing ViT-based methods. The ECS module shows only slight positive effects on the original video. Similar results can be found if we merely change the video-side data from the original videos to video-derived captions. An obvious performance boost occurs when the original videos and video-derived captions are input in combination, validating the indispensability of these two data. In addition, we find that both CSI and ECS modules facilitate cross-modal retrieval. Despite in the absence of the other one, our method achieves over 6% gain in Top-1 recall accuracy. The effectiveness of the CSI and ECS modules proves the superiority of captions’ auto-enhancement and multi-perspective cross-modal matching. The best results are obtained by our full method, where both the CSI and ECS modules play mutually reinforcing roles in promoting video-text understanding.

4.6. Analytical Experiments

a) Effect of video-derived caption number (N_c) Figure 6 plots the video-text retrieval results when raising N_c from 1 to 10. The performance is really poor if only one caption is derived, with a Top-1 recall accuracy of lower than 30% on text-to-video retrieval. This result is inferior to any existing methods, reflecting that insufficient caption enhancement would even damage cross-modal learning. The reason is that all generated captions are forcibly activated to match the text if too few caption samples are input to the ECS module. Consequently, the original text may align with a

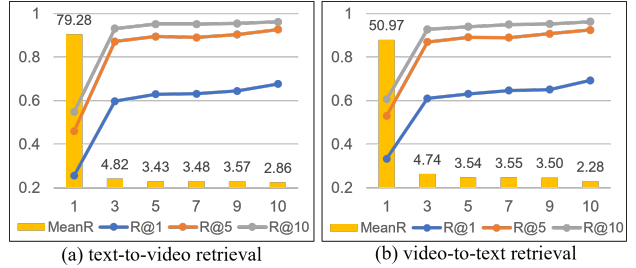


Figure 6. Sensitivity to the number of video-derived captions

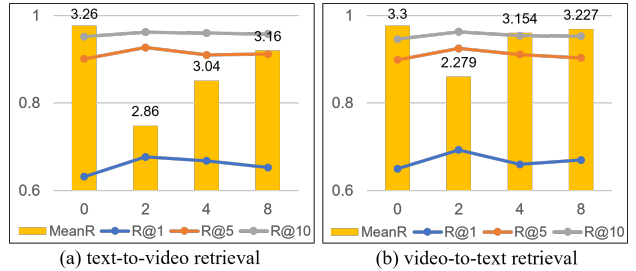


Figure 7. Sensitivity to the number of activated experts

description from a completely different perspective. Results are much better when increasing the number of generated captions to 3, achieving good performance close to the existing pre-training models. The performance further improves with the increase of the caption number, and the upward trend becomes stable when N_c is greater than 7. This experiment suggests an approximate range of [7, 10] for the selection of video-derived caption numbers.

b) Effect of activated expert number (N_e) Video-text retrieval results with different N_e values are displayed in Figure 7. We also show the results obtained without the ECS module, labeled as 0 activated expert, as a reference. The retrieval results gradually improve as N_e increases from 0 to 2. However, no further improvement in performance is achieved with the subsequent increase of activated experts. This may be because ECS would automatically favor partial experts and suppress the attention to less relevant expressions, although the majority of experts are activated.

5. Discussion

5.1. Superiority

ExCae attains remarkable video-text retrieval performance primarily due to its efficient narrowing of the video-text modality gap. As shown in Figure 8 (a), the representations of video-text pairs are drawn closer to each other through self-learning diffusional data augmentation (CSI) and self-adaptive cross-modal matching (ECS). The modality gap $\|\Delta\|$ [12] is reduced from 0.82 to 0.75, from 0.79

Video-side Data	Component		text-to-video				video-to-text			
	CSI	ECS	R@1↑	R@5↑	R@10↑	MeanR↓	R@1↑	R@5↑	R@10↑	MeanR↓
Video			49.9	78.1	<u>88.1</u>	<u>7.9</u>	49.6	<u>78.8</u>	<u>87.3</u>	<u>7.3</u>
		✓	<u>52.9</u>	<u>78.5</u>	86.7	10.1	<u>51.3</u>	78.5	87.1	10.3
Video-derived Caption	✓		51.9	79.7	88.3	9.1	51.4	79.8	87.1	10.9
		✓	53.1	78.6	86.7	10.2	51.0	78.6	87.4	10.6
	✓	✓	52.3	78.2	87.9	9.0	51.1	80.6	87.3	9.0
	✓	✓	<u>54.3</u>	<u>80.3</u>	<u>90.0</u>	<u>6.7</u>	<u>51.8</u>	<u>80.9</u>	<u>88.5</u>	<u>6.8</u>
Video+	✓		56.2	83.7	90.9	7.2	56.9	84.8	91.4	6.6
		✓	63.2	90.1	95.2	3.3	65.0	89.9	94.6	3.3
Video-derived Caption	✓	✓	63.3	89.1	95.0	4.3	62.9	89.1	94.2	4.2
	✓	✓	<u>67.7</u>	<u>92.7</u>	<u>96.2</u>	<u>2.9</u>	<u>69.3</u>	<u>92.5</u>	<u>96.3</u>	<u>2.3</u>

Table 4. Ablation studies of critical components

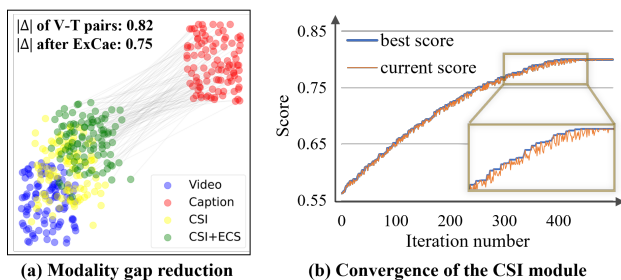


Figure 8. Modality gap and Convergence on MSR-VTT

to 0.67, and from 0.84 to 0.74 on MSR-VTT, MSVD and DiDeMo, respectively. Moreover, ExCae has advantages in objectivity, generalization and self-adaptation. 1) ExCae is a ***data-driven method***, in which the query prompts and caption selection are learned according to the training data. No additional human work (*despite initialization*), such as prompt design and lexicon establishment, is involved in the whole learning process. Thus, ExCae effectively avoids the adverse effects of empiricism. 2) As the *Captioner* is asked to generate multi-angle captions using a diversity constraint, data with more expression perspectives are provided for model learning. Therefore, ExCae inherits the strength of ***generalization improvement*** from data augmentation. 3) ExCae also has ***personalized ability*** owing to the parametric learning of the ECS module. The router in the ECS module would adaptively select the best expressions for cross-modal retrieval, thus maintaining the robustness of ExCae in different applications.

5.2. Convergence

Since the generated captions are changeless once the optimal prompt is determined, the cross-modal post-training of our method owns the same convergence as existing ViT-based methods. Regarding learning the CSI module, the LLM would optimize query prompts in the given direction.

With the increase of iteration, the semantic changes in query prompts become smaller, and thus the caption evaluation scores tend to be stable (*See Figure 8 (b)*). According to expertise from experiments, the CSI module tends to converge in 400 iterations.

5.3. Storage and Efficiency

Although a prompt optimization process is additionally involved, we believe that the storage and computation cost of ExCae is appreciable, especially compared to the pre-training methods. With regard to storage, no extra data or related lexicon needs to be stored. We only need to occupy a very small amount of storage space to record several generated captions in each epoch, which greatly reduces the storage cost. For the computation cost, our method is more efficient than the multi-modal foundation models without a pre-training process. In comparison to the ViT-based methods, the only additional computation is from the training of the CSI module. However, prompt optimization is a one-off training process, and we have also found that the learned prompt has generalization ability across different data sets. Therefore, the efficiency of our approach is comparable to existing video-text retrieval methods.

6. Conclusion

This paper proposes strengthening cross-modal understanding by enhancing video-text expressions in a self-learning manner, which avoids extra workload on data acquisition and prompt design. A CSI module that gradually refines query prompts is designed to generate high-quality captions with rich and diverse expressions, so as to expand the receptive field for cross-modal learning. In addition, multiple learnable experts are introduced as a filter to automatically select the appropriate perspectives of expressions for video-text matching. Our method is non-empirical and self-adaptive in comparison with current text rewriting methods. Experimental results demonstrate that our method achieves

SOTA performance on benchmark datasets such as MSR-VTT, MSVD, and DiDemo. Looking ahead, we aspire to explore the variants adaptive to various cross-modal scenarios, thereby aiding a multitude of video-text-related tasks.

References

- [1] Lisa Anne Hendricks, Oliver Wang, Eli Shechtman, Josef Sivic, Trevor Darrell, and Bryan Russell. Localizing moments in video with natural language. In *IEEE/CVF Conference on Computer Vision and Pattern Recognition*, pages 5803–5812, 2017. 4
- [2] Hritik Bansal, Yonatan Bitton, Idan Szepes, Kai-Wei Chang, and Aditya Grover. Videocon: Robust video-language alignment via contrast captions. In *IEEE/CVF Conference on Computer Vision and Pattern Recognition*, pages 13927–13937, 2024. 2
- [3] David Chen and William B Dolan. Collecting highly parallel data for paraphrase evaluation. In *Annual meeting of the association for computational linguistics: human language technologies*, pages 190–200, 2011. 4
- [4] Dongsheng Chen, Chaofan Tao, Lu Hou, Lifeng Shang, Xin Jiang, and Qun Liu. Litevl: Efficient video-language learning with enhanced spatial-temporal modeling. In *Conference on Empirical Methods in Natural Language Processing*, 2022. 1
- [5] Jianlv Chen, Shitao Xiao, Peitian Zhang, et al. Bge m3-embedding: Multi-lingual, multi-functionality, multi-granularity text embeddings through self-knowledge distillation. *arXiv preprint arXiv:2402.03216*, 2024. 3
- [6] Sihan Chen, Handong Li, Qunbo Wang, Zijia Zhao, Mingzhen Sun, Xinxin Zhu, and Jing Liu. Vast: A vision-audio-subtitle-text omni-modality foundation model and dataset. *Advances in Neural Information Processing Systems*, 36, 2024. 1, 4, 5, 6
- [7] Lijie Fan, Dilip Krishnan, Phillip Isola, Dina Katabi, and Yonglong Tian. Improving clip training with language rewrites. *Advances in Neural Information Processing Systems*, 36, 2024. 2, 3
- [8] Zijian Gao, Jingyu Liu, Sheng Chen, Dedan Chang, et al. Clip2tv: An empirical study on transformer-based methods for video-text retrieval. *arXiv preprint arXiv:2111.05610*, 1(2):6, 2021. 1, 2, 4, 5, 6
- [9] Chen Jiang, Hong Liu, Xuzheng Yu, et al. Dual-modal attention-enhanced text-video retrieval with triplet partial margin contrastive learning. In *ACM International Conference on Multimedia*, pages 4626–4636, 2023. 4, 5
- [10] Jie Lei, Linjie Li, Luwei Zhou, Zhe Gan, Tamara L Berg, Mohit Bansal, and Jingjing Liu. Less is more: Clipbert for video-and-language learning via sparse sampling. In *IEEE/CVF conference on computer vision and pattern recognition*, pages 7331–7341, 2021. 1
- [11] Kunchang Li, Yali Wang, Yizhuo Li, Yi Wang, Yan He, Limin Wang, and Yu Qiao. Unmasked teacher: Towards training-efficient video foundation models. In *IEEE/CVF International Conference on Computer Vision*, pages 19948–19960, 2023. 1, 2, 4, 5, 6
- [12] Victor Weixin Liang, Yuhui Zhang, Yongchan Kwon, et al. Mind the gap: Understanding the modality gap in multi-modal contrastive representation learning. *Advances in Neural Information Processing Systems*, 35:17612–17625, 2022. 7
- [13] Yang Liu, Samuel Albanie, Arsha Nagrani, and Andrew Zisserman. Use what you have: Video retrieval using representations from collaborative experts. *ArXiv*, abs/1907.13487, 2019. 4
- [14] Yuqi Liu, Pengfei Xiong, Luhui Xu, et al. Ts2-net: Token shift and selection transformer for text-video retrieval. In *European Conference on Computer Vision*, pages 319–335, 2022. 2, 3, 4, 5, 7
- [15] Huaishao Luo, Lei Ji, Ming Zhong, Yang Chen, et al. Clip4clip: An empirical study of clip for end to end video clip retrieval and captioning. *Neurocomputing*, 508:293–304, 2022. 1, 2, 3, 4, 5, 6, 7
- [16] Yiwei Ma, Guohai Xu, Xiaoshuai Sun, et al. X-clip: End-to-end multi-grained contrastive learning for video-text retrieval. In *ACM International Conference on Multimedia*, pages 638–647, 2022. 1, 2, 4, 5, 6
- [17] Liliane Momeni, Mathilde Caron, Arsha Nagrani, Andrew Zisserman, and Cordelia Schmid. Verbs in action: Improving verb understanding in video-language models. In *IEEE/CVF International Conference on Computer Vision*, pages 15579–15591, 2023. 2
- [18] Shubham Parashar, Zhiqiu Lin, Tian Liu, et al. The neglected tails in vision-language models. In *IEEE/CVF Conference on Computer Vision and Pattern Recognition*, pages 12988–12997, 2024. 2
- [19] Reid Pryzant, Dan Iter, Jerry Li, Yin Tat Lee, Chenguang Zhu, and Michael Zeng. Automatic prompt optimization with “gradient descent” and beam search. *Conference on Empirical Methods in Natural Language Processing*, 2023. 3
- [20] Alec Radford, Jong Wook Kim, Chris Hallacy, Aditya Ramesh, Gabriel Goh, Sandhini Agarwal, et al. Learning transferable visual models from natural language supervision. In *International conference on machine learning*, pages 8748–8763, 2021. 2, 4
- [21] Yuchong Sun, Hongwei Xue, Ruihua Song, Bei Liu, Huan Yang, and Jianlong Fu. Long-form video-language pre-training with multimodal temporal contrastive learning. In *Advances in Neural Information Processing Systems*, 2022. 1
- [22] Hugo Touvron, Thibaut Lavril, Gautier Izacard, Xavier Martinet, Marie-Anne Lachaux, Timothée Lacroix, Baptiste Rozière, Naman Goyal, Eric Hambro, Faisal Azhar, et al. Llama: Open and efficient foundation language models. *arXiv preprint arXiv:2302.13971*, 2023. 2
- [23] Qiang Wang, Yanhao Zhang, Yun Zheng, Pan Pan, and Xian-Sheng Hua. Disentangled representation learning for text-video retrieval. *arXiv preprint arXiv:2203.07111*, 2022. 2, 4, 5, 6, 7
- [24] Yi Wang, Kunchang Li, Yizhuo Li, et al. Internvideo: General video foundation models via generative and discriminative learning. *arXiv preprint arXiv:2212.03191*, 2022. 2, 4, 5, 6

- [25] Yimu Wang, Shuai Yuan, Xiangru Jian, et al. Havtr: Improving video-text retrieval through augmentation using large foundation models. *arXiv preprint arXiv:2404.05083*, 2024. [2](#)
- [26] Wenhao Wu, Haipeng Luo, Bo Fang, Jingdong Wang, and Wanli Ouyang. Cap4video: What can auxiliary captions do for text-video retrieval? In *IEEE/CVF Conference on Computer Vision and Pattern Recognition*, pages 10704–10713, 2023. [2](#), [4](#), [5](#), [6](#)
- [27] Wenhao Wu, Xiaohan Wang, Haipeng Luo, Jingdong Wang, Yi Yang, and Wanli Ouyang. Bidirectional cross-modal knowledge exploration for video recognition with pre-trained vision-language models. In *IEEE/CVF conference on computer vision and pattern recognition*, pages 6620–6630, 2023. [1](#), [2](#)
- [28] Haiyang Xu, Qinghao Ye, Ming Yan, Yaya Shi, Jiabo Ye, Yuanhong Xu, Chenliang Li, Bin Bi, et al. mplug-2: A modularized multi-modal foundation model across text, image and video. In *International Conference on Machine Learning*, pages 38728–38748, 2023. [4](#), [5](#), [6](#)
- [29] Jun Xu, Tao Mei, Ting Yao, and Yong Rui. Msr-vtt: A large video description dataset for bridging video and language. In *IEEE/CVF Conference on Computer Vision and Pattern Recognition*, pages 5288–5296, 2016. [4](#)
- [30] Hongwei Xue, Tiankai Hang, Yanhong Zeng, Yuchong Sun, Bei Liu, Huan Yang, Jianlong Fu, and Baining Guo. Advancing high-resolution video-language representation with large-scale video transcriptions. In *IEEE/CVF Conference on Computer Vision and Pattern Recognition*, pages 5036–5045, 2022. [1](#)
- [31] Hongwei Xue, Yuchong Sun, Bei Liu, Jianlong Fu, Ruihua Song, Houqiang Li, and Jiebo Luo. Clip-vip: Adapting pre-trained image-text model to video-language representation alignment. In *International Conference on Learning Representation*, 2023. [1](#), [4](#), [5](#), [6](#)
- [32] Fei Yang, Shiqi Yang, Muhammad Atif Butt, Joost van de Weijer, et al. Dynamic prompt learning: Addressing cross-attention leakage for text-based image editing. *Advances in Neural Information Processing Systems*, 36:26291–26303, 2023. [3](#)

Supplemental Material: Expertized Caption Auto-Enhancement for Video-Text Retrieval

Junxiang Chen
WeChat, Tencent
caryjxchen@tencent.com

Wenbin Yao
WeChat, Tencent
wenbinyao@tencent.com

Baoyao Yang*
Guangdong University of Technology
ybaoyao@gdut.edu.cn

A. Prompts and examples of video-derived captions

Table 1 lists the refined prompts obtained by the *Prompt Engineer* in the CSI module. Initially, we start with a basic prompt aimed at producing captions from various perspectives, i.e., “Generate 10 captions from different perspectives about this video.” With iterations of CSI module, the prompt asking the *Captioner* would include more precise and relevant terms, such as actions, behaviors, and detailed visual elements, as shown in the last row of Table 1. More intuitively, we show examples of generated captions in Table 2.

Iter.	Prompt
0	Generate 10 captions from different perspectives about this video.
1	Generate 10 unique captions for the provided video frame, each from a different perspective.
2	...
last/2	Generate 10 unique captions for the provided video frame, each from a different perspective. Ensure that each caption captures key elements such as actions, emotions, and visual details. The captions should be concise yet descriptive, providing a clear understanding of what is happening in the frame.
...	...
last	Generate 10 unique captions from different perspectives for the provided video frames. The goal is to create captions that accurately reflect the content and context of the video frames, capturing key elements such as actions, emotions, and visual details. Each caption should be concise yet descriptive, providing a clear understanding of what is happening in the frame. The target captions should indicate that this is a car review video. Example target caption:...

Table 1. Prompt of each iteration in the CSI module

*Corresponding author.

B. Pseudo code of the CSI module

Pseudo code of the CSI module is shown in Algorithm 1. Take the initial prompt (*init*) and video-text pairs (data) as inputs, CSI iteratively update the best prompt by comparing current score to the best one until there is no improvement.

Algorithm 1: Caption Self-improvement (CSI) algorithm

Require: *init*, *data*
Ensure: *best_prompt*, *best_score*

```

1: prompt, best_prompt  $\leftarrow$  init
2: best_score, score  $\leftarrow$   $-\infty$ ,  $-\infty$ 
3: no_improve, max_no_improve  $\leftarrow$  0, 2
4: while no_improve < max_no_improve do
5:   improved  $\leftarrow$  false
6:   for batch in data do
7:     // Generate captions
8:     g_captions  $\leftarrow$  GenCaps(batch.video, prompt)
9:     // Current score calculation
10:    score_sim  $\leftarrow$  Sim(batch.caption, g_captions)
11:    score_div  $\leftarrow$  Div(g_captions)
12:    score  $\leftarrow$  (score_sim + score_div) / batch_size
13:    // Update for the best score
14:    if score > best_score then
15:      best_score  $\leftarrow$  score
16:      best_prompt  $\leftarrow$  prompt
17:      improved  $\leftarrow$  true
18:    end if
19:    prompts  $\leftarrow$  RePrompt(batch.video, batch.caption, best_prompt)
20:    prompt  $\leftarrow$  SumPrompts(prompts)
21:  end for
22:  no_improve  $\leftarrow$  0 if improved else no_improve + 1
23: end while
24: return best_prompt, best_score

```



Figure 1. Examples of text-to-video retrieval results on MSVD dataset. (The ground truths are marked in a red box.)

R1	Base: a man is slicing bread Ours: a man is slicing french bread	Base: a cat eating watermelon Ours: a kitten is eating	Base: an orangutan is stripping his clothes Ours: a monkey takes off its shirt
R2	Base: someone spreading butter over a piece of bread Ours: a man is slicing bread	Base: a man is slicing watermelon Ours: the kittens are eating	Base: some chimps are dancing Ours: a monkey is scratching itself
R3	Base: a man is rolling dough Ours: a man is make a butter bread	Base: he kitten is very hungry and go here and their for searching food Ours: a cat is laying down licking it s paw	Base: a monkey practices martial arts Ours: a monkey is doing karate

Figure 2. Examples of video-to-text retrieval results on MSVD dataset. Base: without caption enhancement; Ours: ExCae; (The ground truths are marked in a red box.)



Figure 3. Examples of text-to-video retrieval results on DiDeMo dataset. (The ground truths are marked in a red box.)

R1	Base: the camera pans away from the people Ours: we see the person on our left holding their camera above their head	Base: a child drops her stuffed animal toy Ours: dog first looks behind him	Base: zoom in on person wearing red kerchief Ours: camera turns to person in red shirt
R2	Base: the man with out camera view Ours: a man wearing a cap passes in front of the camera	Base: a dog follows a small kitten around Ours: the dog first sits	Base: a person in red becomes visible Ours: person in red shirt closest to camera can first be seen
R3	Base: we first see man walk towards camera Ours: the camera pans to left to show more people	Base: The cat returns the toy in his mouth and drops it Ours: dog recoils back and leans forward and downward	Base: first time person in red turns around to look at the camera Ours: camera zooms in on a man wearing a white shirt

Figure 4. Examples of video-to-text retrieval results on DiDeMo dataset. Base: without caption enhancement; Ours: ExCae; (The ground truths are marked in a red box.)

Dataset	ID	Video-derived captions
MSR-VTT	video6480	<ol style="list-style-type: none"> 1. Women conversing in an office, one asking the other to hand over a cigarette pack. 2. A woman with curly hair smiles as she responds to a question in the office. 3. A serious woman with black hair asks for confirmation about giving her cigarette pack. 4. The black-haired woman shows a shocked or confused expression in the office. 5. The black-haired woman driving a car, looking stern, while surrounded by motorcycles in traffic. 6. A close-up of the woman driving, looking alarmed as motorcycles pass by her car. 7. A silhouette of the woman peering through a doorway into a dark room. 8. Walking down a dimly lit street, a man tells the woman that introducing him will resolve a conflict. 9. The woman and the man continue their conversation about introductions while walking at night. 10. The woman gestures emphatically towards the man as they discuss introductions on the nighttime street.
MSVD	-8y1Q0rA3n8 _108_115	<ol style="list-style-type: none"> 1. A man in a blue shirt demonstrates precision, swinging a sword towards a water bottle in a serene outdoor setting. 2. The moment of impact captured as the sword meets the water bottle, sending a splash into the air. 3. Focused and intense, the man prepares for his next move against the stationary water bottle. 4. In a split second, the water bottle begins to shatter under the force of the expertly wielded sword. 5. Partially sliced, the water bottle stands, seconds before it succumbs to the powerful swing. 6. A decisive swing catches the water bottle in mid-air, showcasing the mans skill and control. 7. Captured mid-action, the clear arc of the sword as it slices through the bottle in an outdoor environment. 8. Splashes of water glisten in the sunlight as they are flung into the air from the force of the sword strike. 9. The cut through the water bottle is clean, demonstrating the sharpness of the sword and the precision of the man wielding it. 10. Amidst the greenery and under bright skies, the sword's blade comes down on the water bottle in a display of martial skill.
DiDeMo	80591230 @N00_3471997189 _4394214f13	<ol style="list-style-type: none"> 1. A busy kitchen counter with a glistening knife and a bucket of coleslaw nearby, ready for meal preparations. 2. Thin slices of succulent brisket fall onto the wooden counter, the chef meticulous with each cut. 3. A gloved hand expertly carves the meat, revealing the juicy pink interior of the brisket. 4. Seasoned brisket is carefully sliced, the chef ensuring each piece is perfectly cut for serving. 5. Chunks of meat and crumbs scatter across the counter as the brisket is dissected with precision. 6. The kitchens bustling environment captured in the midst of preparing a delicious brisket meal. 7. Well-worn knife and coleslaw bucket set the scene for a busy day in the kitchen. 8. Brisket being sliced with finesse, ready to be plated alongside fresh slices of bread. 9. The chefs hands move quickly and efficiently, turning a large chunk of brisket into thin, delectable servings. 10. Using a knife to precisely slice through meat.

Table 2. Examples of video-derived captions

C. Detailed formula of caption scoring

In the original formula (Eq. (1) in the manuscript) for caption scoring, the term $sim(\cdot)$ computes the similarity between generated captions and original text. In specific,

$sim(\psi(c_{i,k}^t), \psi(t_i)) = \frac{\psi(c_{i,k}^t) \cdot \psi(t_i)}{\|\psi(c_{i,k}^t)\| \|\psi(t_i)\|}$. Moreover, the term $div(\psi(c_i^t))$ calculates the diversity of samples in the caption list, which can be defined as $div(S_i)$, where S_i is the similarity matrix between captions, defined as $S_i[p, q] = sim(\psi(c_{i,p}^t), \psi(c_{i,q}^t))$, $p \neq q$. Then, $div(\psi(c_i^t))$ can be rewritten as:

$$div(\psi(c_i^t)) = \frac{1}{K(K-1)} \sum_{p \neq q} (1 - S_i[p, q]) \quad (1)$$

where K denotes the caption number in the caption list. This definition ensures that higher diversity is achieved when the similarity between different captions is lower, thus effectively promoting multi-angle descriptions.

D. Examples of video-text retrieval results

Examples of video-text retrieval results on MSVD and DiDeMo datasets are displayed in Figures 1 to 4. These examples show results consistent with observations obtained in the MSR-VTT dataset.

E. Instructions for Special cases

When using GPT-4o to generate multi-angle captions for videos, it may trigger GPT-4o’s safety protocols if the video contains minor adult content, causing failure in caption generation. To address these specific cases, we consider an offline fallback operation and deploy an offline multimodal large model (InternVL2-8B) to substitute GPT-4o for handling these few video issues.

F. Source codes

The source codes of this paper is summarized in code.zip, zipped in the supplemental materials.