

# EasySpec: Layer-Parallel Speculative Decoding for Efficient Multi-GPU Utilization

Yize Wu<sup>1,2</sup>Ke Gao<sup>1</sup>Ling Li<sup>1,2</sup>YanJun Wu<sup>1\*</sup><sup>1</sup>Intelligent Software Research Center, Institute of Software, CAS, Beijing, China<sup>2</sup>University of Chinese Academy of Sciences, Beijing, China

{wuyize2021,gaoke,liling,yanJun}@iscas.ac.cn

## Abstract

Speculative decoding is an effective and lossless method for Large Language Model (LLM) inference acceleration. It employs a smaller model to generate a draft token sequence, which is then verified by the original base model. In multi-GPU systems, inference latency can be further reduced through tensor parallelism (TP), while the optimal TP size of the draft model is typically smaller than that of the base model, leading to GPU idling during the drafting stage. We observe that such inefficiency stems from the sequential execution of layers, which is seemingly natural but actually unnecessary. Therefore, we propose EasySpec, a layer-parallel speculation strategy that optimizes the efficiency of multi-GPU utilization. EasySpec breaks the inter-layer data dependencies in the draft model, enabling multiple layers to run simultaneously across multiple devices as “fuzzy” speculation. After each drafting-and-verification iteration, the draft model’s key-value cache is calibrated in a single forward pass, preventing long-term fuzzy-error accumulation at minimal additional latency. EasySpec is a training-free and plug-in method. We evaluated EasySpec on several mainstream open-source LLMs, using smaller versions of models from the same series as drafters. The results demonstrate that EasySpec can achieve a peak speedup of 4.17x compared to vanilla decoding, while preserving the original distributions of the base LLMs. Specifically, the drafting stage can be accelerated by up to 1.62x with a maximum speculation accuracy drop of only 7%. The code is available at <https://github.com/Yize-Wu/EasySpec>.

## 1 Introduction

Transformer-based Large Language Models (LLMs) have demonstrated remarkable problem-solving abilities across various domains [1–5]. However, as the parameter size continues to grow, the time-consuming process of auto-regressive decoding poses a significant barrier to deploying large models in latency-sensitive applications [6, 7].

Various effective approaches [8–10] have been proposed to reduce inference latency, including speculative decoding [11, 12] and tensor-parallel (TP) distribution [13]. Speculative decoding employs a smaller model to generate a draft token sequence, and uses token-level parallelism to conduct non-autoregressive verification, ensuring no shifting of the original model’s output distribution. In contrast, TP distribution leverages cross-device parallelism by partitioning computational workloads across multiple devices (usually GPUs) and synchronizing the results subsequently, which is also lossless.

Combining speculative decoding with TP distribution achieves even greater acceleration ratio. However, integrating a draft model into a distributed system is not trivial [7]. Since the parameter size of

---

\*Corresponding author.

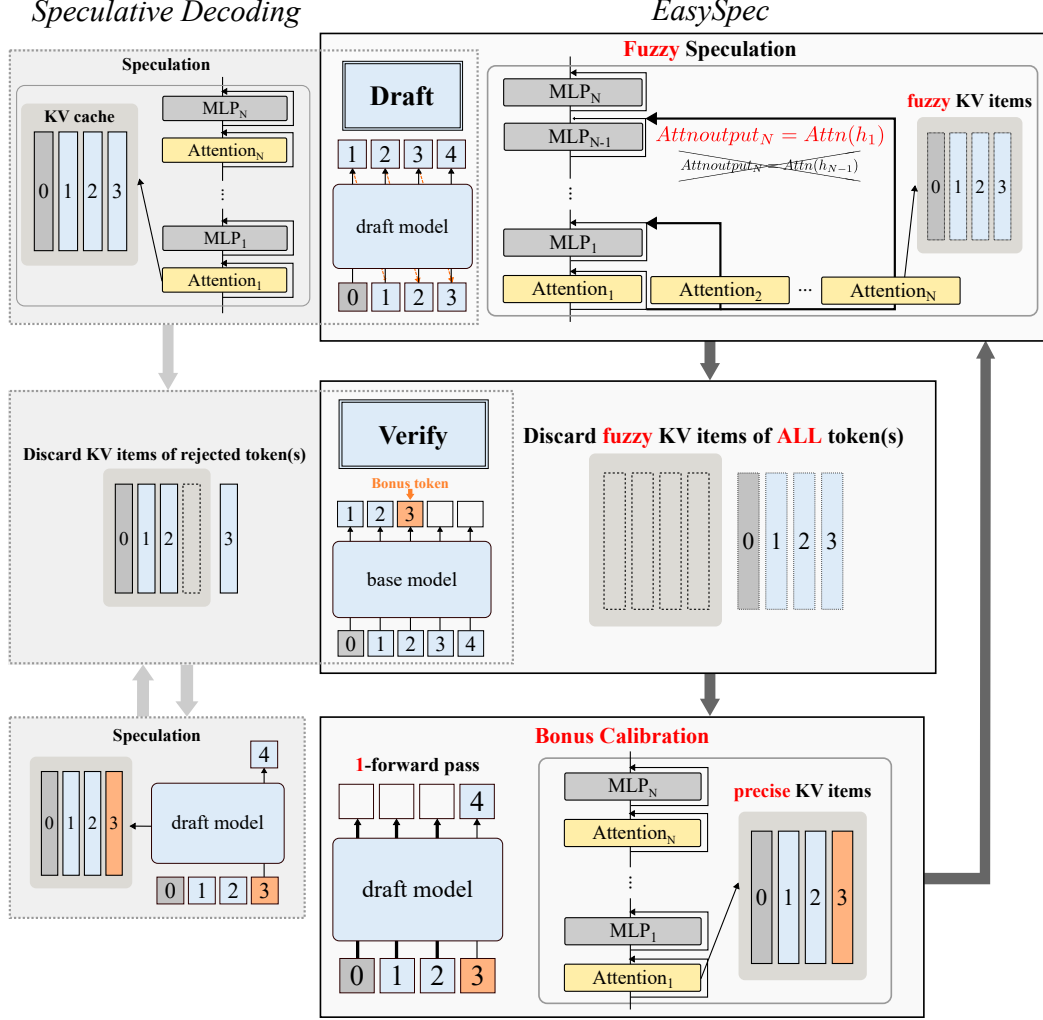


Figure 1: Overview of EasySpec: comparison between standard Speculative Decoding and EasySpec. The differences are mainly about: (1) Fuzzy Speculation uses layer parallelization for drafting acceleration. (2) The fuzzy KV items are discarded regardless of acceptance length, while Speculative Decoding preserves accepted items. (3) Speculative Decoding is 2-staged and EasySpec is 3-staged, with an additional stage for bonus calibration.

the draft model is typically smaller than that of the base model, the optimal TP size (the number of segments of workload distribution) is correspondingly smaller [12], meaning that the draft model would run fastest when dispatched on one or a subset of GPUs, leaving other GPUs idle (see Figure 2 and Table 6). Consequently, multi-GPU computational resources are under-utilized during the drafting stage.

We identify the primary cause of such inefficiency as the lack of parallelism between the draft model’s layers: while tensor operations within one layer can be parallelized by TP, the layers themselves are restricted to be executed sequentially, one after another and from bottom to top, for generating a “precise” result of inference. However, the drafting result is never required to be precise, as it is only used for token parallelism and does not directly impact the final output—the verification result does (see Section 2.1). Therefore, strictly following the execution order is unnecessary, while a “fuzzy” but faster layer execution strategy could be preferable than the precise one, as long as it can sufficiently approximate the drafting result.

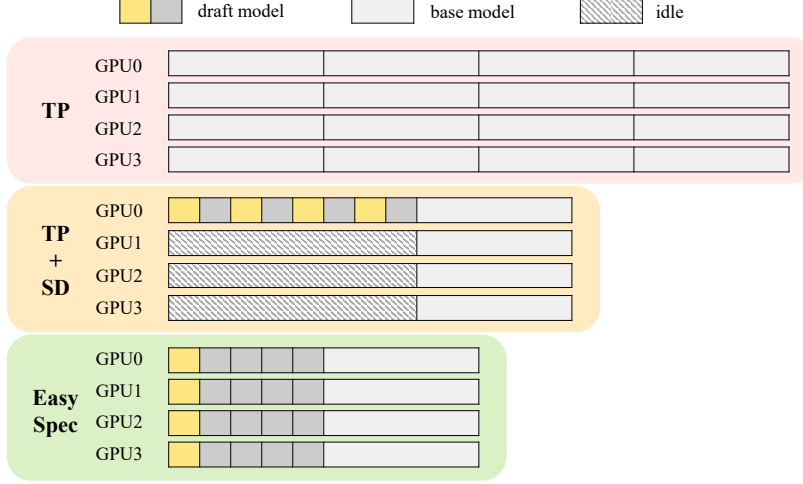


Figure 2: GPU runtime of different decoding algorithms in the distributed system. Speculative Decoding (SD) enables token-level parallelism (fewer base-model blocks), while causing multi-GPU under-utilization during the drafting stage. EasySpec solves the problem by layer-parallel speculation.

Based on this insight, we propose EasySpec, a layer-parallel speculation strategy for optimizing the efficiency of drafting-stage multi-GPU utilization. EasySpec introduces **fuzzy speculation**, which breaks the data dependencies between some consecutive attention layers by running them with the most recent hidden state as input to all of them (Figure 1 and Algorithm 2). As the data dependencies are eliminated, multiple layers of the draft model can execute simultaneously on separate devices, achieving layer-level parallelism, more efficient multi-GPU utilization and hence faster speculation inference. Meanwhile, the speculation outputs can be well-approximated, retaining a high speculation accuracy.

The approximation errors in the key-value (KV) cache of the draft model may accumulate during the inference procedure. To prevent this, we perform **bonus calibration** after each iteration of drafting-and-verification. Firstly, the accepted tokens are concatenated to the bonus token to form a token sequence. This sequence is then re-input to the draft model, where a conventional layer-sequential forward pass is executed, and the KV cache is updated with the precise values. This calibration step applies token parallelism, which is typically used only in the verification stage, to the drafting stage as well. Therefore, it incurs minimal additional latency to the speculation procedure, while significantly enhancing accuracy—ultimately contributing to improved overall inference speed.

We evaluate our method on several widely-used open-source LLMs and task-specific models. The draft models are selected from the same series as their corresponding large models. The evaluation results show that EasySpec can achieve a peak speedup of 4.17x over vanilla decoding. Specifically, the drafting stage can be accelerated by up to 1.62x with no greater than 7% drop of speculation accuracy, requiring no additional training or fine-tuning on the existing draft models.

## 2 Preliminary

### 2.1 Speculative decoding

Speculative decoding is a two-stage non-autoregressive decoding method for inference acceleration. The two stages are namely drafting and verification, which are iteratively executed as the inference proceeds. At time step  $t$ , the input token sequence is  $X$ . In the drafting stage, a smaller and faster model  $M'$  is employed as the draft model.  $M'$  auto-regressively runs  $n$  times, generating a speculation token sequence  $X, x'_{t+1}, \dots, x'_{t+n}$  and probability distributions  $p'_{t+1}, \dots, p'_{t+n}$ . The original large model  $M$  then takes the whole sequence as input and conducts a single-forward verification, the outputs of which are  $p_{t+1}, \dots, p_{t+n+1}$ . The acceptance probability of token  $x'_i$  is  $\min(1, \frac{p_i(x'_i)}{p'_i(x'_i)})$ . After the verification sampling, the sequence of  $m$  accepted tokens  $x_{t+1}, \dots, x_{t+m}$

(the same as  $x'_{t+1}, \dots, x'_{t+m}$ ) will be appended to the final output, along with a “bonus” token  $x_{t+m+1}$  (called bonus because it is a by-product of the verification process) which can be sampled from the distribution  $p$ :

$$p = \begin{cases} \text{norm}(\max(0, p_{t+m+1} - p'_{t+m+1})) & (m < n) \\ p_{t+m+1} & (m = n) \end{cases} \quad (1)$$

Through this whole verification process, the final output token sequence aligns with the original distribution of the base model. Details of this algorithm are in Section A.

## 2.2 Tensor-parallel distributed inference

Tensor parallelism is a technique for deploying large models across multiple devices (GPUs). As for TP distributed inference, tensors are split up into multiple chunks, and each of these chunks is dispatched on a unique GPU. During computation operations, each GPU works on its respective chunk independently at first, and the results are synchronized afterwards to ensure that the final result is identical to the original. In modern multi-GPU systems, advanced hardware and communication protocols enable TP to be applied for inference acceleration.

The optimal TP size is primarily influenced by the parameter size. Firstly, the TP size must evenly divide both the hidden dimension and the number of attention heads. For example, in Qwen-2-0.5B-Instruct these numbers are 4864 and 14 respectively, which limits the maximum feasible TP size to 2. Secondly, the computational workload varies with parameter size, which further impacts TP efficiency. A detailed discussion of these device-level characteristics is provided in Section 2.3.

## 2.3 Device characteristics

Modern GPUs feature powerful computation capacities and hence short computation latency. Therefore, matrix computation involved in LLM inference is usually bottlenecked by memory bandwidth or control-flow overheads [14]. In multi-GPU systems, the computation can also be bounded by communication and synchronization overheads.

Formally, we denote the workload of 1-token forward as  $W$ , the latency of executing  $W$  on a single GPU as  $T_{exe}(W)$ , and the additional overhead of TP distribution as  $T_{addi}$ . The workload of  $s$ -token parallelism is  $sW$ , and  $W/s$  the workload of  $s$ -sized TP. If  $W$  is relatively small compared to the computation power, we can expect the following relationships:

$$T_{exe}(W) \approx T_{exe}(sW) < sT_{exe}(W) \quad (2)$$

$$T_{exe}(W/s) + T_{addi} > T_{exe}(W) \quad (3)$$

The effectiveness of token-level parallelism can be illustrated by Equation (2), which is leveraged by speculative decoding for acceleration. Equation (3) highlights the impact of communication and control-flow overheads in distributed inference, which constrains the TP size not to be too large and limits multi-GPU utilization of the draft model.

## 3 Method

In this section, we present the details of how EasySpec enhances multi-GPU parallelism to accelerate the drafting stage of speculative decoding. The two key steps—fuzzy speculation and bonus calibration—are specified within each segment.

### 3.1 Fuzzy speculation

As mentioned in Section 1, the conventional speculation process restricts the layers to be executed sequentially. Algorithm 1 demonstrates the execution procedure of  $N$  consecutive layers. If we eliminate  $h'_i$  in the algorithm, we have

$$h_{i+1} = h_i + \text{Attnoutput}_i + \text{MLPoutput}_i \quad (4)$$

, which illustrates the data dependencies between the input of layer  $i + 1$  and the output of layer  $i$ . In other words, before the outputs of the previous attention layer ( $\text{Attnoutput}_i$ ) and MLP layer

**Algorithm 1** Layer-Sequential Speculation

---

**Input:** hidden state  $h$ ,  $N$  consecutive attention layers  $Attn_1, \dots, Attn_N$  and MLP layers  $MLP_1, \dots, MLP_N$   
 $h_1 = h$   
**for**  $i = 1$  **to**  $N$  **do**  
     $Attnoutput_i = Attn_i(h_i)$  (sequential)  
     $h'_i = h_i + Attnoutput_i$   
     $MLPoutput_i = MLP_i(h'_i)$   
     $h_{i+1} = h'_i + MLPoutput_i$   
**end for**

---

**Algorithm 2** Layer-Parallel Fuzzy Speculation

---

**Input:** hidden state  $h$ ,  $N$  consecutive attention layers  $Attn_1, \dots, Attn_N$  and MLP layers  $MLP_1, \dots, MLP_N$   
 $h_1 = h$   
**for**  $i = 1$  **to**  $N$  **do**  
     $Attnoutput_i = Attn_i(h_1)$  (parallel)  
**end for**  
**for**  $i = 1$  **to**  $N$  **do**  
     $h'_i = h_i + Attnoutput_i$   
     $MLPoutput_i = MLP_i(h'_i)$   
     $h_{i+1} = h'_i + MLPoutput_i$   
**end for**

---

( $MLPoutput_i$ ) are computed, nothing can be done with the upper layer  $i + 1$  (and  $i + 2$  to  $N$  as well).

Such a restriction on the execution order is necessary when the draft model is directly used for inference. Executing the model differently would shift the output probability distributions  $p'$  to  $p''$ , undermining the quality of generated content. However, the situation is different when the draft model is just used for speculation. Regardless of how  $p''$  deviate from the original, as long as we set the acceptance probabilities to  $\min(1, p/p'')$ , the final output distribution will theoretically remain the same as the base model. This leads to a potential optimization of speculation strategy: if the output distribution  $p'$  can be efficiently approximated by  $p''$ , such that  $p'' \approx p'$ , the overall process may speedup, while the final outputs remain lossless. That is to say, a slightly fuzzy but faster approach for speculation could outperform the precise one.

We propose an effective approximation method for fuzzy speculation. Inspired by [15], we observe that the attention layers' outputs can be well approximated by substituting the input  $h_i$  with  $h_1$  for all  $1 < i \leq N$ . In Equation (4), the hidden state update  $h_{i+1} - h_i = Attnoutput_i + MLPoutput_i$  is relatively less significant, so the cosine similarity between  $h_i$  and  $h_{i+1}$  can approach 1, and consequently the similarity between all  $h_i$  and  $h_1$  is also high (Figure 3 is a 2-D demonstration of this phenomenon). Such high similarities of the input allow other hidden states to be accurately approximated as well (see Section E.1 for theoretical explanations and Table 4 for empirical results).

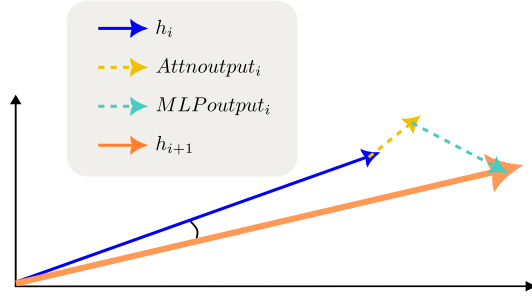


Figure 3: 2-D demonstration of high cosine similarity between  $h_i$  and  $h_{i+1}$ .

Algorithm 2 shows the detailed steps of this method. From the perspective of model architectures, the input of the attention layers is not the most recent hidden states, but rather those from several layers prior (Figure 1). With this modification of layer execution strategy, we break the data dependencies between  $N$  consecutive attention layers: once  $h_j$  is computed for some  $j$ , all attention layers between  $j$  to  $j + N$  can be executed with no data dependencies among them, thereby achieving a layer-level concurrency. In a multi-GPU system, these attention layers can run simultaneously on different devices (Figure 2).

Denote the execution time of sequential and fuzzy speculation over these  $N$  attention layers as  $T_{seq}$  and  $T_{fuzzy}$ , we have

$$\begin{aligned} T_{seq} &= NT_{exe}(A) \\ T_{fuzzy} &= T_{exe}(A) + T_{addi} \end{aligned} \quad (5)$$

where  $A$  is the workload of one attention layer. Unlike the traditional TP method, the latency of running an attention layer is long enough to compensate for the additional overhead, that is

Table 1: Example layer-parallel strategies for drafter models. The strategies for other drafters is the same as specified in Section 3.1.1.

Model	# of Layers	$N$	Strategy
Llama-3-8B-Instruct	32	4	0, 1-3, 4-7, 8-11, ..., 24-27, 28-30, 31
Llama-3.2-1B-Instruct	16	2	0, 1-2, 3-4, 5-6, ..., 11-12, 13-14, 15
Qwen2-7B-Instruct	28	4	0, 1-3, 4-7, 8-11, ..., 20-23, 24-26, 27

$(N - 1)T_{exe}(A) \gg T_{addi}$  for  $N > 1$ , resulting in  $T_{fuzzy} < T_{seq}$ . The MLP layers are executed in the original sequential order, as parallelizing them results in significant approximation errors and degraded end-to-end performance (Section B).

In order to achieve a higher acceptance rate, EasySpec also incorporates tree attention [16] in the drafting stage, a technique commonly used in existing speculative decoding methods [7, 17, 18]. Tree attention can boost the acceptance rate by increasing the number of draft token sequences. As shown in Figure 5, the drafted tokens are structured as a tree, with each path corresponding to a sequence. Speculation and verification for all the sequences can be performed in a single forward pass using a 2D tree-attention mask.

### 3.1.1 Layer-parallel strategy

For the layer-parallel size  $N$ , we exclude the first and last layer and parallelize  $1 \sim N - 1$ ,  $N \sim 2N - 1$ , ..., until the remaining layers (except for the last) are not enough to compose a  $N$ -set. For instance, for Llama-3-8B-Instruct (32 layers) and  $N = 4$ , we have  $1 \sim 3$ ,  $4 \sim 7$ , ...,  $28 \sim 30$  parallelized, while layer 28, 29, and 30 have to compose a 3-set because layer 31 is the last (see Table 1). The reason of such strategy is that, parallelizing intermediate layers (excluding the first and last layer) yields best performances in our experiments. We hypothesize that this is because the first and last layer are more sensitive to approximation errors.

Note that there could be a better strategy for models and/or tasks, but this strategy has already yielded sufficiently satisfactory acceleration. Moreover, trying other strategies is simple and lightweight, as it requires no modifications to the original model architecture. A change in the configuration is enough.

## 3.2 Bonus calibration

Formally, the speculation of token  $j$  can be denoted as  $x'_j, p'_j, kv'_{j-1} = M'(x'_{i < j-1}, kv'_{i < j-1}, x'_{j-1})$ . Fuzzy speculation induces errors to the value of  $x'$ ,  $p'$  and  $kv'$ . The errors in  $x'$  and  $p'$  are limited within a single draft-verify iteration, since the rejected tokens and all output distributions will be discarded after verification. However, the errors in  $kv'_{j-1}$  will affect all subsequent generations after  $j$ , leading to long-term error accumulation that can severely degrade the accuracy.

The precise values of  $kv'$  are required for preventing such error accumulation. Nevertheless, obtaining these values demands running the model’s layers sequentially, which is exactly what we try to optimize through fuzzy speculation. To solve this dilemma, we propose an efficient way of obtaining precise KV values with minimal additional latency. At the beginning of a standard drafting stage, the bonus token  $x_{t+m+1}$  from the last iteration is input to the draft model, for the speculation of  $x'_{t+m+2}$ . This is a 1-token forward pass and also memory-bounded, as discussed in Section 2.1. Therefore, similar to the verification stage, token parallelism can also be applied here. By concatenating the accepted token sequence  $x_{t+1}, \dots, x_{t+m}$  with the bonus token  $x_{t+m+1}$  and re-inputting this entire sequence  $x_{t+1}, \dots, x_{t+m}, x_{t+m+1}$  to the draft model, the precise KV values  $kv'_{t+1}, \dots, kv'_{t+m}$  (and  $kv'_{t+m+1}$ ) can be produced through a single sequential forward pass. According to Equation (2), the latency of such a forward is nearly equal to a 1-token sequential forward.

We propose bonus calibration based on the method above. As shown in Figure 1, we firstly discard all fuzzy KV items, regardless of whether the corresponding tokens are accepted or rejected (e.g. the accepted items 1 and 2 are also discarded). Then, a token-parallel forward is conducted to refill the KV cache with precise values. From the perspective of execution, the precise KV values are by-products of the next-token speculation of the bonus token, similar to how the bonus token itself is produced by the verification. This is the reason why we call this process “bonus”. Bonus calibration can generate a precise candidate token and distribution, while subsequent rounds of speculation can

revert to be fuzzy. The overall latency increases slightly, from  $nT_{fuzzy}$  to  $T_{seq} + (n - 1)T_{fuzzy}$  ( $n$  is the speculation length), while the elimination of errors is crucial and substantial. More detailed theoretical backing is in Section E.2.

## 4 Experiment

**Models and benchmarks.** We evaluated EasySpec on Llama-3-70B-Instruct and Qwen2-72B-Instruct, as well as Llama-3.3-70B-Instruct and task-specific models Qwen2-Math-72B-Instruct and Qwen2.5-Coder-32B-Instruct [19]. The 0.5B/1.5B/3B/7B/8B models in the same series serve as the draft models for their respective base models. The benchmarks include a variety of tasks: language understanding (MMLU[20]), code generation (HumanEval[21]), math reasoning (MATH[22]), instruction following (IFEval[23]) and multilingual language usage (MGSM[24]). All the experiments were conducted using chain-of-thought reasoning with a maximum of 128 tokens. We also evaluated our method on Spec-Bench [25] for comparison with related work.

**Environments and configurations.** The experiments were conducted on  $8 \times A100$  GPUs. Unless specified otherwise, the layer-parallel size  $N$  is set to 4, as it is optimal for most of the tested models. The tensor-parallel sizes for drafter and base models are 1 and 8, as they are the optimal in most cases (see Table 6). The optimal and applied speculation length is 5.

**Baseline settings.** We use the following baselines for comparison: tensor-parallel distributed decoding (TP), speculative decoding in the distributed system (+SD), and tree attention (+tree) [16]. Additionally, we compare our work with EAGLE-2 [18].

**Metrics.** We use token throughput of single-batch inference as the performance metric. We also measure the running time per 100 tokens of the drafting and verification stages, which demonstrates the effectiveness of acceleration more clearly. Acceptance rates are also recorded and presented.

### 4.1 Main results

#### 4.1.1 Effectiveness

To illustrate the robust effectiveness of EasySpec, we conducted experiments on Llama-3-70B-Instruct and Qwen2-72B-Instruct across datasets, with temperatures=0 and 0.8. The results are shown in Table 2. We measure the running time per 100 tokens of the drafting (d) and verification (v) stages and the total acceleration ratio (total) compared to vanilla decoding.  $\alpha$  represents the acceptance rates. The exact total running time of all baselines are in Table 9.

The results show that EasySpec consistently accelerates the overall execution of speculative decoding across all datasets. While the verification stage (the large models) can be accelerated by TP, the drafting stage often becomes the primary bottleneck, accounting for a large portion of the total running time. EasySpec accelerates the drafting stage by up to 1.62x, thereby improving the overall throughput. Meanwhile, the drop of speculation accuracy is no more than 7%, suggesting that fuzzy speculation with bonus calibration is sufficiently accurate across all evaluated cases.

We also evaluated EasySpec on two task-specific models: Qwen2-Math-72B-Instruct and Qwen2.5-Coder-32B-Instruct, along with some other combinations of drafting and base models. The effectiveness of EasySpec in these cases are shown in Table 7 and Table 8.

#### 4.1.2 Generalization and stability

An intermediate question is that whether we can use an even shallower model to reduce drafting latency. Firstly, such a model often does not exist within the same series, while training a draft model from scratch is non-trivial and the trained drafter often lacks generalization capability across base models and datasets [26]. Secondly, an overly shallower drafter tends to exhibit unstable speculation performance, while smaller versions of model in the same series inherently have alignments in behaviors with the larger, due to their shared tokenizer, pretraining corpora and similar training process [25].

To clarify the above statements, we compare our method with EAGLE-2 [18], a typical tiny-drafter speculative decoding method. EAGLE-2 uses a well-trained one-layer draft model, aiming for extreme drafting latency reduction. We evaluated both methods on Spec-Bench [25]. Besides average token

Table 2: Running time per 100 tokens, total acceleration ratio and acceptance rates of two mainstream models across datasets. 'd', 'v' stands for drafting and verification running time (s/100 tokens) respectively, and 'total' and  $\alpha$  stands for total acceleration ratio and acceptance rates. More detailed numbers are in Table 9.

Dataset	Method	Llama-3-70B(8B)-Instruct				Qwen2-72B(7B)-Instruct			
		d	v	total	$\alpha$	d	v	total	$\alpha$
temperature=0									
MMLU	TP	-	-	1.53x	-	-	-	1.56x	-
	+sd	3.52	2.15	2.05x	0.57	3.32	2.25	2.13x	0.52
	+tree	2.52	1.59	2.82x	0.88	2.38	1.62	2.96x	0.85
	EasySpec	1.70( $\uparrow$ 1.48x)	1.73	<b>3.38x</b>	0.82	1.65( $\uparrow$ 1.44x)	1.70	<b>3.55x</b>	0.80
HE	TP	-	-	1.55x	-	-	-	1.57x	-
	+sd	2.93	1.79	2.50x	0.74	2.82	1.83	2.58x	0.69
	+tree	2.53	1.58	2.87x	0.92	2.26	1.51	3.18x	0.95
	EasySpec	1.61( $\uparrow$ 1.57x)	1.63	<b>3.64x</b>	0.87	1.48( $\uparrow$ 1.52x)	1.54	<b>3.97x</b>	0.91
MATH	TP	-	-	1.52x	-	-	-	1.54x	-
	+sd	2.96	1.74	2.45x	0.73	2.48	1.65	2.86x	0.78
	+tree	2.50	1.47	2.90x	0.95	2.20	1.45	3.24x	0.96
	EasySpec	1.58( $\uparrow$ 1.58x)	1.55	<b>3.68x</b>	0.91	1.44( $\uparrow$ 1.52x)	1.47	<b>4.06x</b>	0.95
IFEval	TP	-	-	1.50x	-	-	-	1.52x	-
	+sd	3.68	2.16	1.93x	0.55	4.24	2.80	1.64x	0.39
	+tree	2.53	1.55	2.76x	0.89	2.80	1.84	2.49x	0.72
	EasySpec	1.68( $\uparrow$ 1.51x)	1.65	<b>3.39x</b>	0.82	1.87( $\uparrow$ 1.50x)	1.94	<b>3.04x</b>	0.67
MGSM	TP	-	-	1.54x	-	-	-	1.56x	-
	+sd	2.66	1.61	2.73x	0.80	2.62	1.75	2.73x	0.72
	+tree	2.45	1.48	2.96x	0.96	2.12	1.50	3.29x	0.94
	EasySpec	1.55( $\uparrow$ 1.58x)	1.51	<b>3.80x</b>	0.93	1.54( $\uparrow$ 1.37x)	1.57	<b>3.83x</b>	0.88
temperature=0.8									
MMLU	TP	-	-	1.53x	-	-	-	1.56x	-
	+sd	3.09	1.93	2.32x	0.67	2.90	1.93	2.47x	0.65
	+tree	2.49	1.54	2.89x	0.94	2.14	1.48	3.30x	0.95
	EasySpec	1.59( $\uparrow$ 1.56x)	1.63	<b>3.61x</b>	0.89	1.49( $\uparrow$ 1.43x)	1.54	<b>3.94x</b>	0.93
HE	TP	-	-	1.54x	-	-	-	1.59x	-
	+sd	2.94	1.81	2.48x	0.73	2.54	1.63	2.91x	0.80
	+tree	2.47	1.49	2.98x	0.96	2.08	1.45	3.44x	0.97
	EasySpec	1.53( $\uparrow$ 1.62x)	1.49	<b>3.90x</b>	0.94	1.45( $\uparrow$ 1.44x)	1.46	<b>4.17x</b>	0.97
MATH	TP	-	-	1.53x	-	-	-	1.55x	-
	+sd	2.81	1.65	2.59x	0.78	2.44	1.54	2.98x	0.85
	+tree	2.44	1.45	2.97x	0.97	2.09	1.40	3.39x	0.99
	EasySpec	1.52( $\uparrow$ 1.61x)	1.48	<b>3.86x</b>	0.94	1.43( $\uparrow$ 1.47x)	1.44	<b>4.13x</b>	0.98
IFEval	TP	-	-	1.50x	-	-	-	1.51x	-
	+sd	3.08	1.87	2.29x	0.67	3.24	2.14	2.16x	0.56
	+tree	2.45	1.46	2.89x	0.97	2.17	1.51	3.16x	0.91
	EasySpec	1.52( $\uparrow$ 1.61x)	1.50	<b>3.73x</b>	0.92	1.53( $\uparrow$ 1.42x)	1.58	<b>3.73x</b>	0.87
MGSM	TP	-	-	1.55x	-	-	-	1.57x	-
	+sd	2.54	1.55	2.85x	0.84	2.68	1.72	2.73x	0.76
	+tree	2.30	1.44	3.13x	0.98	2.08	1.45	3.41x	0.97
	EasySpec	1.52( $\uparrow$ 1.51x)	1.49	<b>3.88x</b>	0.96	1.46( $\uparrow$ 1.42x)	1.50	<b>4.06x</b>	0.94

throughput, we also calculate the variances of throughput across data items, for better demonstration of performance stability. The temperature is set to 0.8 for both methods.

The results in Table 3 show that, for Llama-3-70B-Instruct, the EasySpec-accelerated 1B drafter achieves higher average token throughput than EAGLE-2 ( $\approx$ 1B) across all tasks, suggesting that a smaller model from the same series, if existing, is good enough to deliver satisfactory performance with EasySpec. As for performance stability, EasySpec exhibits significantly smaller variances, which should be attributed to its remarkably higher speculation accuracies (nearly 0.8 vs less than 0.4). For Llama-3.3-70B-Instruct, the performance gap becomes even more evident, further indicating that trained drafters lack generalization capability to other base models, whereas smaller models from the



Table 3: Average token throughput(variance) and acceptance rates of EasySpec and EAGLE-2 for Llama-3-70B-Instruct on Spec-Bench. The format of throughput is mean(variance).  $\alpha$  stands for acceptance rates.

EAGLE-2			EasySpec		EAGLE-2			EasySpec	
Llama-3-70B-Instruct					Llama-3.3-70B-Instruct				
Task	Throughput	$\alpha$	Throughput	$\alpha$	Throughput	$\alpha$	Throughput	$\alpha$	
MT	37.15(31.27)	0.38	39.81(10.95)	0.85	25.92(14.28)	0.24	38.69(23.1)	0.84	
TL	32.97(17.28)	0.38	35.31(15.41)	0.72	19.05(8.46)	0.15	34.14(16.06)	0.71	
SUM	36.34(9.30)	0.40	39.18(4.88)	0.80	24.23(3.63)	0.20	37.67(5.03)	0.77	
QA	31.85(20.15)	0.34	40.38(9.82)	0.84	22.50(10.36)	0.19	40.30(3.41)	0.84	
MR	38.10(14.97)	0.45	43.52(4.44)	0.93	27.09(6.14)	0.25	44.59(2.49)	0.96	
RAG	37.26(38.15)	0.47	38.15(12.56)	0.83	23.25(15.40)	0.22	36.79(13.75)	0.80	

Table 4: Average cosine similarities between precise and approximated hidden states. The tested model and task are Llama-3-8B-Instruct and MMLU.

LP size	$h$	$q$	$k$	$v$	$Attnoutput$
2	0.93	0.98	0.99	0.92	0.93
3	0.89	0.97	0.98	0.86	0.88
4	0.86	0.96	0.97	0.82	0.83

same series remain compatible. Note that EasySpec requires no training or fine-tuning on either the target distribution or fuzzy approximation, making it a plug-in method of higher adaptability.

## 4.2 Approximation precision

The feasibility of fuzzy speculation relies on the approximation precision of the draft model, which is closely related to the cosine similarities between the precise and fuzzy-approximated hidden states. Table 4 shows average cosine similarities between these hidden states. The tested drafter is Llama-3-8B-Instruct and the benchmark is MMLU. The evaluated hidden states include input hidden states  $h$ , outputs of attention layers  $Attnoutput$ , and queries( $q$ ), keys( $k$ ) and values( $v$ ) inside attention heads. We set layer-parallel sizes to 2,3,4 for diverse approximation granularity. The results show that, as more layers are parallelized, the cosine similarity decreases but stays above 0.8, indicating a sufficiently high precision of approximation. Notably, the queries and keys are well-approximated with cosine similarities approaching 1. This is critical for maintaining precision of other hidden states and outputs, as errors in attention weights scale exponentially.

## 4.3 Ablation study

We conducted an ablation study on 3 aspects of EasySpec: tree attention width, layer-parallel (LP) size and the presence or absence of bonus calibration. We varied the tree width across 1,4,8,12 and LP size from 1 to 5. The results of these different configurations are presented in Figure 4.

For token throughput (left part), as the LP size increases from 1, the throughput improves due to better multi-GPU utilization of fuzzy speculation. However, when the LP size becomes too large (e.g. 5), the speculation results are excessively fuzzy, leading to a noticeable decline in token throughput. The optimal LP size is influenced by the tree width: a wider tree increases the likelihood of existence of correct tokens, thus allowing for a fuzzier and faster speculation (a larger LP size). Moreover, even without tree attention (width=1), EasySpec can also accelerate the inference with layer parallelism (see the green line in Figure 4).

For speculation accuracy, the right part shows that bonus calibration can significantly improve acceptance rates for every combination of tree width and LP size. Bonus calibration also slows the decline in acceptance rates with increasing LP sizes (see the right part of Figure 4). All the above

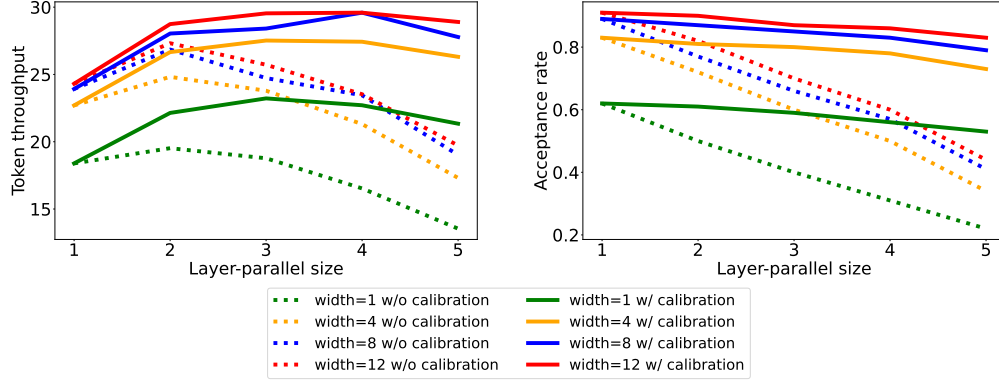


Figure 4: Token throughput and acceptance rates of Llama-3-70B(8B)-Instruct on MMLU under different configurations of EasySpec. Left: token throughput. Right: acceptance rates.

results prove that the trade-off between precision of KV values and additional latency is reasonable and effective.

## 5 Related work

Methods focusing on the drafter stage can be broadly categorized into training drafters, self-speculation or algorithmic optimization. Specinfer [16] uses boost-trained draft models and tree-structured attention for efficient speculation. Medusa [7] trains a set of extra MLP heads for future token prediction using the original LLM’s features. Self-Speculative Decoding [27] and LayerSkip [28] skips some layers of the target LLM for self-speculation. Lookahead [26] uses n-gram Jacobi decoding to increase acceptance rates. REST [29] leverages a data storage for retrieval speculation. Recent work also explores optimized tree-structured attention mechanisms. SpecExec [30] takes the most probable continuations from the draft model to build a cache tree, improving inference efficiency on resource-constrained GPUs. OPT-Tree [31] proposes an adaptive and scalable draft-tree construction algorithm that maximizes the expected acceptance length. Beyond the drafter itself, other studies investigate stage-level parallelism and theoretical explanations of speculative decoding. For instance, PEARL [32] overlaps the drafting and verification stages to achieve stage-level pipeline, while SpecTr [33] adopts optimal transport theory to provide a theoretical explanation and optimization.

The discrepancy between optimal distribution sizes is discovered by the authors of [12], who suggested training a wider but shallower draft model for better performance under tensor parallelism. There are currently few works focusing on this problem, yet it is important and worth-solving. To the best of our knowledge, we are the first to effectively optimize multi-GPU utilization of currently-available draft models.

## 6 Conclusion

In this paper, we propose EasySpec, a layer-parallel speculation strategy for efficient multi-GPU utilization during the drafting stage of speculative decoding. EasySpec introduces two modifications to the original speculation process: fuzzy speculation and bonus calibration. Fuzzy speculation breaks the sequential layer execution order and enables multi-layer parallelization, while bonus calibration applies token parallelism to the drafting stage to eliminate long-term error accumulation. EasySpec is training-free and consistently achieves acceleration across models and datasets.

## Acknowledgments

This work is partially supported by the NSF of China (under Grant 92364202), and Major Program of ISCAS (Grant No. ISCAS-ZD-202402).

## References

- [1] A Vaswani. Attention is all you need. *Advances in Neural Information Processing Systems*, 2017.
- [2] Abhimanyu Dubey, Abhinav Jauhri, Abhinav Pandey, Abhishek Kadian, Ahmad Al-Dahle, Aiesha Letman, Akhil Mathur, Alan Schelten, Amy Yang, Angela Fan, et al. The llama 3 herd of models. *arXiv preprint arXiv:2407.21783*, 2024.
- [3] An Yang, Baosong Yang, Binyuan Hui, Bo Zheng, Bowen Yu, Chang Zhou, Chengpeng Li, Chengyuan Li, Dayiheng Liu, Fei Huang, Guanting Dong, Haoran Wei, Huan Lin, Jialong Tang, Jialin Wang, Jian Yang, Jianhong Tu, Jianwei Zhang, Jianxin Ma, Jianxin Yang, Jin Xu, Jingren Zhou, Jinze Bai, Jinzheng He, Junyang Lin, Kai Dang, Keming Lu, Keqin Chen, Kexin Yang, Mei Li, Mingfeng Xue, Na Ni, Pei Zhang, Peng Wang, Ru Peng, Rui Men, Ruize Gao, Runji Lin, Shijie Wang, Shuai Bai, Sinan Tan, Tianhang Zhu, Tianhao Li, Tianyu Liu, Wenbin Ge, Xiaodong Deng, Xiaohuan Zhou, Xingzhang Ren, Xinyu Zhang, Xipin Wei, Xuancheng Ren, Xuejing Liu, Yang Fan, Yang Yao, Yichang Zhang, Yu Wan, Yunfei Chu, Yuqiong Liu, Zeyu Cui, Zhenru Zhang, Zhifang Guo, and Zhihao Fan. Qwen2 technical report, 2024. URL <https://arxiv.org/abs/2407.10671>.
- [4] An Yang, Baosong Yang, Beichen Zhang, Binyuan Hui, Bo Zheng, Bowen Yu, Chengyuan Li, Dayiheng Liu, Fei Huang, Haoran Wei, et al. Qwen2. 5 technical report. *arXiv preprint arXiv:2412.15115*, 2024.
- [5] Josh Achiam, Steven Adler, Sandhini Agarwal, Lama Ahmad, Ilge Akkaya, Florencia Leoni Aleman, Diogo Almeida, Janko Altenschmidt, Sam Altman, Shyamal Anadkat, et al. Gpt-4 technical report. *arXiv preprint arXiv:2303.08774*, 2023.
- [6] Sehoon Kim, Karttikeya Mangalam, Suhong Moon, Jitendra Malik, Michael W Mahoney, Amir Gholami, and Kurt Keutzer. Speculative decoding with big little decoder. *Advances in Neural Information Processing Systems*, 36, 2024.
- [7] Tianle Cai, Yuhong Li, Zhengyang Geng, Hongwu Peng, Jason D Lee, Deming Chen, and Tri Dao. Medusa: Simple llm inference acceleration framework with multiple decoding heads. *arXiv preprint arXiv:2401.10774*, 2024.
- [8] Geoffrey Hinton. Distilling the knowledge in a neural network. *arXiv preprint arXiv:1503.02531*, 2015.
- [9] Sehoon Kim, Amir Gholami, Zhewei Yao, Michael W Mahoney, and Kurt Keutzer. I-bert: Integer-only bert quantization. In *International conference on machine learning*, pages 5506–5518. PMLR, 2021.
- [10] Albert Gu and Tri Dao. Mamba: Linear-time sequence modeling with selective state spaces. *arXiv preprint arXiv:2312.00752*, 2023.
- [11] Yaniv Leviathan, Matan Kalman, and Yossi Matias. Fast inference from transformers via speculative decoding. In *International Conference on Machine Learning*, pages 19274–19286. PMLR, 2023.
- [12] Charlie Chen, Sebastian Borgeaud, Geoffrey Irving, Jean-Baptiste Lespiau, Laurent Sifre, and John Jumper. Accelerating large language model decoding with speculative sampling. *arXiv preprint arXiv:2302.01318*, 2023.
- [13] Mohammad Shoeybi, Mostofa Patwary, Raul Puri, Patrick LeGresley, Jared Casper, and Bryan Catanzaro. Megatron-lm: Training multi-billion parameter language models using model parallelism. *arXiv preprint arXiv:1909.08053*, 2019.

- [14] Sehoon Kim, Coleman Hooper, Amir Gholami, Zhen Dong, Xiuyu Li, Sheng Shen, Michael W Mahoney, and Kurt Keutzer. Squeezellm: Dense-and-sparse quantization. *arXiv preprint arXiv:2306.07629*, 2023.
- [15] Wonbeom Lee, Jungi Lee, Junghwan Seo, and Jaewoong Sim. Infinigen: Efficient generative inference of large language models with dynamic kv cache management. In *18th USENIX Symposium on Operating Systems Design and Implementation (OSDI 24)*, pages 155–172, 2024.
- [16] Xupeng Miao, Gabriele Oliaro, Zhihao Zhang, Xinhao Cheng, Zeyu Wang, Zhengxin Zhang, Rae Ying Yee Wong, Alan Zhu, Lijie Yang, Xiaoxiang Shi, et al. Specinfer: Accelerating large language model serving with tree-based speculative inference and verification. In *Proceedings of the 29th ACM International Conference on Architectural Support for Programming Languages and Operating Systems, Volume 3*, pages 932–949, 2024.
- [17] Yuhui Li, Fangyun Wei, Chao Zhang, and Hongyang Zhang. Eagle: Speculative sampling requires rethinking feature uncertainty. *arXiv preprint arXiv:2401.15077*, 2024.
- [18] Yuhui Li, Fangyun Wei, Chao Zhang, and Hongyang Zhang. Eagle-2: Faster inference of language models with dynamic draft trees. *arXiv preprint arXiv:2406.16858*, 2024.
- [19] Binyuan Hui, Jian Yang, Zeyu Cui, Jiaxi Yang, Dayiheng Liu, Lei Zhang, Tianyu Liu, Jiajun Zhang, Bowen Yu, Keming Lu, Kai Dang, Yang Fan, Yichang Zhang, An Yang, Rui Men, Fei Huang, Bo Zheng, Yibo Miao, Shanghaoran Quan, Yunlong Feng, Xingzhang Ren, Xuancheng Ren, Jingren Zhou, and Junyang Lin. Qwen2.5-coder technical report, 2024. URL <https://arxiv.org/abs/2409.12186>.
- [20] Dan Hendrycks, Collin Burns, Steven Basart, Andy Zou, Mantas Mazeika, Dawn Song, and Jacob Steinhardt. Measuring massive multitask language understanding. *arXiv preprint arXiv:2009.03300*, 2020.
- [21] Mark Chen, Jerry Tworek, Heewoo Jun, Qiming Yuan, Henrique Ponde De Oliveira Pinto, Jared Kaplan, Harri Edwards, Yuri Burda, Nicholas Joseph, Greg Brockman, et al. Evaluating large language models trained on code. *arXiv preprint arXiv:2107.03374*, 2021.
- [22] Dan Hendrycks, Collin Burns, Saurav Kadavath, Akul Arora, Steven Basart, Eric Tang, Dawn Song, and Jacob Steinhardt. Measuring mathematical problem solving with the math dataset. *arXiv preprint arXiv:2103.03874*, 2021.
- [23] Jeffrey Zhou, Tianjian Lu, Swaroop Mishra, Siddhartha Brahma, Sujoy Basu, Yi Luan, Denny Zhou, and Le Hou. Instruction-following evaluation for large language models. *arXiv preprint arXiv:2311.07911*, 2023.
- [24] Freda Shi, Mirac Suzgun, Markus Freitag, Xuezhi Wang, Suraj Srivats, Soroush Vosoughi, Hyung Won Chung, Yi Tay, Sebastian Ruder, Denny Zhou, et al. Language models are multilingual chain-of-thought reasoners. *arXiv preprint arXiv:2210.03057*, 2022.
- [25] Heming Xia, Zhe Yang, Qingxiu Dong, Peiyi Wang, Yongqi Li, Tao Ge, Tianyu Liu, Wenjie Li, and Zhifang Sui. Unlocking efficiency in large language model inference: A comprehensive survey of speculative decoding. *arXiv preprint arXiv:2401.07851*, 2024.
- [26] Yichao Fu, Peter Bailis, Ion Stoica, and Hao Zhang. Break the sequential dependency of llm inference using lookahead decoding. In *International Conference on Machine Learning*, pages 14060–14079. PMLR, 2024.
- [27] Jun Zhang, Jue Wang, Huan Li, Lidan Shou, Ke Chen, Gang Chen, and Sharad Mehrotra. Draft & verify: Lossless large language model acceleration via self-speculative decoding. *arXiv preprint arXiv:2309.08168*, 2023.
- [28] Mostafa Elhoushi, Akshat Shrivastava, Diana Liskovich, Basil Hosmer, Bram Wasti, Liangzhen Lai, Anas Mahmoud, Bilge Acun, Saurabh Agarwal, Ahmed Roman, et al. Layerskip: Enabling early exit inference and self-speculative decoding. In *Proceedings of the 62nd Annual Meeting of the Association for Computational Linguistics (Volume 1: Long Papers)*, pages 12622–12642, 2024.

- [29] Zhenyu He, Zexuan Zhong, Tianle Cai, Jason D Lee, and Di He. Rest: Retrieval-based speculative decoding. *arXiv preprint arXiv:2311.08252*, 2023.
- [30] Ruslan Svirschevski, Avner May, Zhuoming Chen, Beidi Chen, Zhihao Jia, and Max Ryabinin. Specexec: Massively parallel speculative decoding for interactive llm inference on consumer devices. *Advances in Neural Information Processing Systems*, 37:16342–16368, 2024.
- [31] Jikai Wang, Yi Su, Juntao Li, Qingrong Xia, Zi Ye, Xinyu Duan, Zhefeng Wang, and Min Zhang. Opt-tree: Speculative decoding with adaptive draft tree structure. *Transactions of the Association for Computational Linguistics*, 13:188–199, 2025.
- [32] Tianyu Liu, Yun Li, Qitan Lv, Kai Liu, Jianchen Zhu, Winston Hu, and Xiao Sun. Pearl: Parallel speculative decoding with adaptive draft length. In *The Thirteenth International Conference on Learning Representations*, 2025.
- [33] Ziteng Sun, Ananda Theertha Suresh, Jae Hun Ro, Ahmad Beirami, Himanshu Jain, and Felix Yu. Spectr: fast speculative decoding via optimal transport. In *Proceedings of the 37th International Conference on Neural Information Processing Systems*, pages 30222–30242, 2023.
- [34] Woosuk Kwon, Zhuohan Li, Siyuan Zhuang, Ying Sheng, Lianmin Zheng, Cody Hao Yu, Joseph Gonzalez, Hao Zhang, and Ion Stoica. Efficient memory management for large language model serving with pagedattention. In *Proceedings of the 29th Symposium on Operating Systems Principles*, pages 611–626, 2023.

## A Speculative decoding

Speculative decoding consists of iterations of drafting and verification. The detailed algorithm of a single iteration is present in Algorithm 3.

**Algorithm 3** An Iteration of Speculative Decoding

---

**Input:** input token sequence  $X$ , drafting length  $m$ , draft model  $M'$ , base model  $M$

**for**  $i = 1$  **to**  $m$  **do**

$x'_i, p'_i = M'(X, x'_{j < i})$

**end for**

$p_1, \dots, p_m, p_{m+1} = M(X, [x'_1, \dots, x'_m])$

sample  $r_1, \dots, r_m$  independently from  $U(0, 1)$

**for**  $i = 1$  **to**  $m$  **do**

**if**  $r_i > \frac{p_i(x'_i)}{p'_i(x'_i)}$  **then**

$n = i - 1$  ( $n$  is the accepted length)

**break** (rejected)

**else**

$x_i = x'_i$  (accepted)

**end if**

**end for**

**if**  $n < m$  **then**

$p_{bonus} = \text{norm}(\max(0, p_n - p'_n))$

**else**

$p_{bonus} = p_{n+1}$

**end if**

sample  $x_{bonus}$  from  $p_{bonus}$

**return**  $X, x_1, \dots, x_n, x_{bonus}$

---

For any distribution  $p'$ , the final output token sequence is equivalent to sampling them directly from  $p$ . The proof is specified in many existing works (e.g. [11]).

## B Strategy for MLP layers

In EasySpec, the MLP layers are executed sequentially, rather than parallelized like the attention layers. This design choice stems from the empirical results that parallelizing all layers (both attention and MLP) introduces substantial approximation errors, leading to degraded overall performance. As shown in Table 5, even parallelizing just  $N = 2$  full layers results in lower token throughput and reduced speculation accuracies compared to the optimal attention-only parallelization strategy, with performance deteriorating further as  $N$  increases.

## C Tree attention

In the context of speculative decoding, tree attention can be leveraged to speculation and verification for multiple possible token sequences in a single forward pass. With a 2-dimensional attention mask

Table 5: Token throughput and speculation accuracies of models with different parallel strategies on MMLU.

Model	Parallelized Layer	$N$	Token throughput	$\alpha$
Llama-3-70B(1B)-Instruct	Only Attention	2	<b>34.37</b>	<b>0.77</b>
	Full Layer	2	29.71	0.58
Qwen2-72B(1.5B)-Instruct	Only Attention	4	<b>29.94</b>	<b>0.76</b>
	Full Layer	2	27.37	0.68
	Full Layer	3	24.10	0.51

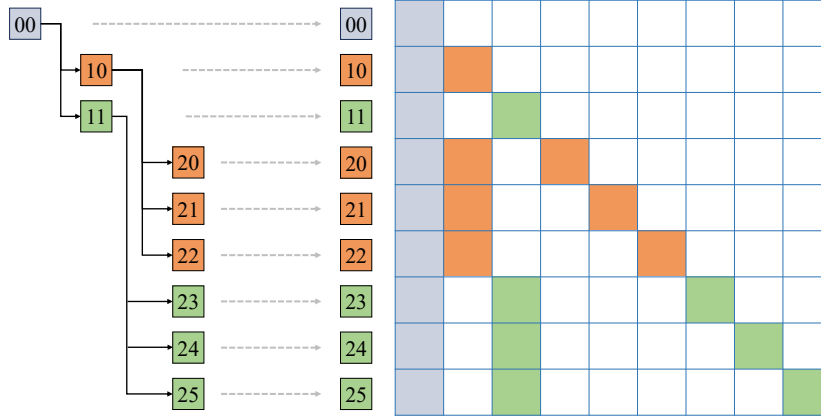


Figure 5: Illustration of tree attention. 6 draft token sequences are generated within 2 forward passes, which increases parallelism and potentially acceptance rates. The whole tree can be verified in a single-forward pass of the base model.

Table 6: Token throughput of models at different TP sizes on MMLU. '\*' means the results are from vLLM.

Model	TP=1	TP=2	TP=4	TP=8
L3-70B	8.39	13.00	13.23	13.23
L3-70B*	OOM	19.5	28.47	28.25
Q2-72B	8.49	13.03	13.01	12.89
Q2-72B*	OOM	18.91	28.63	29.39
L3-8B	36.76	33.90	32.31	32.39
L3-8B*	79.39	68.86	68.35	67.76
Q2-7B	37.16	36.46	37.12	-
Q2-7B*	83.38	73.9	73.81	-

applied to the flattened token tree, token sequences with the same prefix can share the KV-items, thus increasing token-level parallelism. As an illustration in Figure 5, with 2 forward passes, 6 draft token sequences are generated.

## D Additional results

### D.1 Results of different TP sizes

Table 6 shows the token throughput of some typical tested models at different TP sizes. The benchmark consists of 40 data items from MMLU. While the large models benefit from multi-GPU distribution, the draft models experience slowdown when the TP size is greater than 1 (due to Equation (3)), confirming that the under-utilization of multi-GPU resources cannot be solved by traditional TP. We also tested the throughput in another widely-used inference engine vLLM [34], and the results are consistent with the above claim. This consistency supports the conclusion that the acceleration and slowdown are indeed attributable to multi-GPU configurations, rather than other possible factors. Based on these findings, we use 1 and 8 as the test-time distribution size for all small and large models respectively, without compromising generalization.

Note that Qwen-2-7B-Instruct does not support TP size=8, as its internal dimension size is not divisible by 8. That is also an aspect of lacking parallelism (other than the slowdown of inference speed) and can be solved by EasySpec as well.

Table 7: Running time per 100 tokens and acceptance rates of two task-specific models across datasets. The denotation is consistent with Table 2.

Q2.5-Coder-32B(7B)-Instruct					
Datasets	Methods	d	v	total	$\alpha$
Human Eval	vanilla	-	-	7.13	-
	+tree	2.15	1.23	3.38	0.97
	EasySpec	1.43	1.23	<b>2.66</b>	0.97
		-0.72	+0.00	-0.72	-0.00
Q2-Math-72B(7B)-Instruct					
MATH	vanilla	-	-	11.55	-
	+tree	2.05	1.51	3.55	0.99
	EasySpec	1.40	1.52	<b>2.91</b>	0.98
		-0.65	+0.01	-0.64	-0.01

Table 8: Token throughput of other model combinations w/ and w/o EasySpec. The temperature is 0. The left and right numbers are throughput w/o and w/ EasySpec respectively. 'w/o EasySpec' is the same baseline as '+tree' in Table 2.

Models	MMLU		HumenEval		MATH		IFEval		MGSM	
Q2-72B-1.5B	24.02	29.94	26.28	33.78	27.54	36.11	20.65	25.17	25.92	33.26
Q2-72B-0.5B	24.57	29.29	28.80	33.15	29.61	35.82	20.57	24.08	27.48	32.63
L3-70B-3B	25.41	31.32	26.81	32.52	27.49	35.78	25.20	30.29	27.23	35.18
L3-70B-1B	32.10	34.37	34.25	37.25	35.70	40.00	28.60	34.04	35.78	40.25
L3-8B-1B	47.97	56.49	50.99	61.88	54.04	64.97	49.54	56.01	52.68	63.68

## D.2 Results of task-specific models

Table 7 shows the results of two task-specific models on the corresponding datasets MATH and HumanEval. On these datasets, the original speculation results of the draft models is already highly accurate (with the acceptance rates greater than 97%), indicating that the speculation is inherently simple. As a result, fuzzy speculation incurs virtually no drop in accuracies, achieving an ideal drafting-stage acceleration.

## D.3 Results of other combinations of draft and base models

We further tested EasySpec on other combinations of draft and base models. The results in Table 8 illustrates that EasySpec shows acceleration across all model combinations and datasets, highlighting the wide adaptability of our method. By 'without EasySpec', we mean that the baseline is '+tree' in Table 2. 'L3' and 'Q2' stand for Llama-3 and Qwen2 respectively. For the optimal overall performance, the layer-parallel size of Llama-3.2-1B-Instruct is 2, and the size of others is 4.

As stated in Section 4.1.2, using smaller drafters does not necessarily result in overall optimal performance. Furthermore, it should be noted that Qwen-2-1.5B and Qwen-2-0.5B only support TP size  $\leq 4$  and 2, since the dimension size is not divisible by a larger number (similar to the Qwen 7B model), while EasySpec increases the parallel sizes by introducing extra layer-parallelism.

## D.4 Detailed numbers of results

Table 9 shows detailed numbers of results of EasySpec and baselines. Compared to Table 2, the total running time per 100 tokens, the running time of vanilla decoding are listed.



## E Theoretical backing

### E.1 Connection between cosine similarity and approximation precision

Current transformer-based models typically apply a layer normalization (LayerNorm) operation before the attention block. Given two input hidden states,  $h_1$  and  $h_2$  (where  $h_2$  is an approximation of  $h_1$ ), the LayerNorm operator transforms them into normalized representations  $h'_1$  and  $h'_2$ , which are then used in subsequent attention computations. Importantly, the LayerNorm operation preserves cosine similarity, i.e.,  $\cos(h_1, h_2) = \cos(h'_1, h'_2)$ . When this cosine similarity is close to 1, the corresponding vectors are also close in Euclidean distance ( $|h_1 - h_2| \approx 0$ ), ensuring that downstream computations maintain high numerical precision. For models without LayerNorm operation, the demonstration in Figure 3 also implies that the approximated hidden states can remain precise (in principle).

### E.2 Balance between speculation latency and accuracy

The strategy of speculative decoding (SD) is about finding an optimal balance between the running time of drafters  $T_{draft}$  and the speculation accuracy  $\alpha$ . Denote the running time of base model as  $T_{base}$ , the overall running time of decoding  $N$  step without speculative decoding is  $N * T_{base}$ . The overall running time with SD can be seen as a function of  $T_{draft}$  and  $\alpha$ :  $T_{all}(T_{draft}, \alpha) = N * T_{draft} + (N / (n * \alpha)) * T_{base}$  ( $n$  is the speculation length), since the base model only needs to run  $N / (n * \alpha)$  times. The key to our method is reducing  $T_{draft}$  largely while maintaining a high  $\alpha$ , which will lead to decrease in the overall time.

Denote the running time of fuzzy speculation as  $T_{fuzz}$  and original sequential run as  $T_{ori}$ . If we just run fuzzy speculation for every  $n$  token, the time will be  $T'_{draft} = n * T_{fuzz}$ . Bonus calibration runs at every beginning of the speculation. As token parallelism is applied (just like it being applied to verification in normal SD), it has basically the same running time as  $T_{ori}$ . The full speculation time then becomes  $T_{draft} = (n - 1) * T_{fuzz} + T_{ori} > n * T_{fuzz} = T'_{draft}$ . If that were all the story,  $T_{all}$  would increase. However, the  $\alpha$  is largely increased by the calibration in the meantime (see in Figure 4), since the fuzzy KV items in the cache are replaced by precise ones. Consequently, bonus calibration helps to find a better balance between  $T_{draft}$  and  $\alpha$ .

The theoretical analyses above complement the empirical evidence, further supporting that our algorithm can effectively accelerate the inference process.

## F Limitations

The experiments are conducted on a specific hardware configuration of 8xA100 GPUs and a specific inference system, and the acceleration rate is likely to vary across different platforms due to variations in computation speeds and tensor-parallel efficiency. However, as hardware continues to improve, computational resources may become increasingly redundant, further reducing the benefits of tensor parallelism. Since this issue is going to get worse with faster hardware and operators, we believe that layer parallelism offers a more effective solution by optimizing the utilization of multi-GPU resources now and in future.

## G Broader impacts

Our work enables faster inference by accelerating speculative decoding in a layer-parallel approach. We believe it has positive broader impact for the area of LLM inference acceleration. To the best of our knowledge, there is no specific negative impacts to be discussed.

Table 9: Detailed results of running time of drafting and verification per 100 tokens, total running time and acceleration ratio, and acceptance rates of two mainstream models across datasets, at temperature=0 and 0.8. The denotation is basically consistent with Table 2.

Dataset	Method	Llama-3-70B(8B)-Instruct				Qwen2-72B(7B)-Instruct			
		d	v	total	$\alpha$	d	v	total	$\alpha$
temperature=0									
MMLU	vanilla	-	-	11.61	-	-	-	11.88	-
	TP	-	-	7.57(1.53x)	-	-	-	7.59(1.56x)	-
	+sd	3.52	2.15	5.67(2.05x)	0.57	3.32	2.25	5.57(2.13x)	0.52
	+tree	2.52	1.59	4.11(2.82x)	0.88	2.38	1.62	4.01(2.96x)	0.85
	EasySpec	1.70( $\uparrow$ 1.48x)	1.73	<b>3.44(3.38x)</b>	0.82	1.65( $\uparrow$ 1.44x)	1.70	<b>3.35(3.55x)</b>	0.80
HE	vanilla	-	-	11.79	-	-	-	11.98	-
	TP	-	-	7.58(1.55x)	-	-	-	7.64(1.57x)	-
	+sd	2.93	1.79	4.72(2.50x)	0.74	2.82	1.83	4.65(2.58x)	0.69
	+tree	2.53	1.58	4.11(2.87x)	0.92	2.26	1.51	3.77(3.18x)	0.95
	EasySpec	1.61( $\uparrow$ 1.57x)	1.63	<b>3.24(3.64x)</b>	0.87	1.48( $\uparrow$ 1.52x)	1.54	<b>3.02(3.97x)</b>	0.91
MATH	vanilla	-	-	11.52	-	-	-	11.82	-
	TP	-	-	7.56(1.52x)	-	-	-	7.68(1.54x)	-
	+sd	2.96	1.74	4.70(2.45x)	0.73	2.48	1.65	4.13(2.86x)	0.78
	+tree	2.50	1.47	3.97(2.90x)	0.95	2.20	1.45	3.65(3.24x)	0.96
	EasySpec	1.58( $\uparrow$ 1.58x)	1.55	<b>3.13(3.68x)</b>	0.91	1.44( $\uparrow$ 1.52x)	1.47	<b>2.91(4.06x)</b>	0.95
IFEval	vanilla	-	-	11.29	-	-	11.59	-	-
	TP	-	-	7.55(1.50x)	-	-	-	7.64(1.52x)	-
	+sd	3.68	2.16	5.84(1.93x)	0.55	4.24	2.80	7.04(1.64x)	0.39
	+tree	2.53	1.55	4.09(2.76x)	0.89	2.80	1.84	4.65(2.49x)	0.72
	EasySpec	1.68( $\uparrow$ 1.51x)	1.65	<b>3.33(3.39x)</b>	0.82	1.87( $\uparrow$ 1.50x)	1.94	<b>3.81(3.04x)</b>	0.67
MGSM	vanilla	-	-	11.65	-	-	11.92	-	-
	TP	-	-	7.55(1.54x)	-	-	-	7.63(1.56x)	-
	+sd	2.66	1.61	4.27(2.73x)	0.80	2.62	1.75	4.37(2.73x)	0.72
	+tree	2.45	1.48	3.93(2.96x)	0.96	2.12	1.50	3.62(3.29x)	0.94
	EasySpec	1.55( $\uparrow$ 1.58x)	1.51	<b>3.06(3.80x)</b>	0.93	1.54( $\uparrow$ 1.37x)	1.57	<b>3.11(3.83x)</b>	0.88
temperature=0.8									
MMLU	vanilla	-	-	11.62	-	-	-	-	-
	TP	-	-	7.59(1.53x)	-	-	-	7.66(1.56x)	-
	+sd	3.09	1.93	5.02(2.32x)	0.67	2.90	1.93	4.82(2.47x)	0.65
	+tree	2.49	1.54	4.02(2.89x)	0.94	2.14	1.48	3.62(3.30x)	0.95
	EasySpec	1.59( $\uparrow$ 1.56x)	1.63	<b>3.22(3.61x)</b>	0.89	1.49( $\uparrow$ 1.43x)	1.54	<b>3.03(3.94x)</b>	0.93
HE	vanilla	-	-	11.79	-	-	-	12.14	-
	TP	-	-	7.64(1.54x)	-	-	-	7.65(1.59x)	-
	+sd	2.94	1.81	4.75(2.48x)	0.73	2.54	1.63	4.17(2.91x)	0.80
	+tree	2.47	1.49	3.95(2.98x)	0.96	2.08	1.45	3.53(3.44x)	0.97
	EasySpec	1.53( $\uparrow$ 1.62x)	1.49	<b>3.02(3.90x)</b>	0.94	1.45( $\uparrow$ 1.44x)	1.46	<b>2.91(4.17x)</b>	0.97
MATH	vanilla	-	-	11.56	-	-	11.86	-	-
	TP	-	-	7.54(1.53x)	-	-	-	7.63(1.55x)	-
	+sd	2.81	1.65	4.46(2.59x)	0.78	2.44	1.54	3.98(2.98x)	0.85
	+tree	2.44	1.45	3.89(2.97x)	0.97	2.09	1.40	3.50(3.39x)	0.99
	EasySpec	1.52( $\uparrow$ 1.61x)	1.48	<b>3.00(3.86x)</b>	0.94	1.43( $\uparrow$ 1.47x)	1.44	<b>2.87(4.13x)</b>	0.98
IFEval	vanilla	-	-	11.30	-	-	11.63	-	-
	TP	-	-	7.53(1.50x)	-	-	-	7.72(1.51x)	-
	+sd	3.08	1.87	4.94(2.29x)	0.67	3.24	2.14	5.38(2.16x)	0.56
	+tree	2.45	1.46	3.91(2.89x)	0.97	2.17	1.51	3.68(3.16x)	0.91
	EasySpec	1.52( $\uparrow$ 1.61x)	1.50	<b>3.03(3.73x)</b>	0.92	1.53( $\uparrow$ 1.42x)	1.58	<b>3.11(3.73x)</b>	0.87
MGSM	vanilla	-	-	11.67	-	-	12.02	-	-
	TP	-	-	7.55(1.55x)	-	-	-	7.65(1.57x)	-
	+sd	2.54	1.55	4.10(2.85x)	0.84	2.68	1.72	4.41(2.73x)	0.76
	+tree	2.30	1.44	3.73(3.13x)	0.98	2.08	1.45	3.53(3.41x)	0.97
	EasySpec	1.52( $\uparrow$ 1.51x)	1.49	<b>3.01(3.88x)</b>	0.96	1.46( $\uparrow$ 1.42x)	1.50	<b>2.96(4.06x)</b>	0.94

## NeurIPS Paper Checklist

### 1. Claims

Question: Do the main claims made in the abstract and introduction accurately reflect the paper's contributions and scope?

Answer: [\[Yes\]](#)

Justification: The paper provides EasySpec, a layer-parallel speculation strategy for efficient multi-GPU utilization during the drafting stage of speculative decoding, introducing two modifications to the original speculation process: fuzzy speculation and bonus calibration. The abstract and introduction clearly state these contributions

Guidelines:

- The answer NA means that the abstract and introduction do not include the claims made in the paper.
- The abstract and/or introduction should clearly state the claims made, including the contributions made in the paper and important assumptions and limitations. A No or NA answer to this question will not be perceived well by the reviewers.
- The claims made should match theoretical and experimental results, and reflect how much the results can be expected to generalize to other settings.
- It is fine to include aspirational goals as motivation as long as it is clear that these goals are not attained by the paper.

### 2. Limitations

Question: Does the paper discuss the limitations of the work performed by the authors?

Answer: [\[Yes\]](#)

Justification: The paper discusses the limitation of the work in Section F, where the limitation of specific software and hardware configuration is discussed.

Guidelines:

- The answer NA means that the paper has no limitation while the answer No means that the paper has limitations, but those are not discussed in the paper.
- The authors are encouraged to create a separate "Limitations" section in their paper.
- The paper should point out any strong assumptions and how robust the results are to violations of these assumptions (e.g., independence assumptions, noiseless settings, model well-specification, asymptotic approximations only holding locally). The authors should reflect on how these assumptions might be violated in practice and what the implications would be.
- The authors should reflect on the scope of the claims made, e.g., if the approach was only tested on a few datasets or with a few runs. In general, empirical results often depend on implicit assumptions, which should be articulated.
- The authors should reflect on the factors that influence the performance of the approach. For example, a facial recognition algorithm may perform poorly when image resolution is low or images are taken in low lighting. Or a speech-to-text system might not be used reliably to provide closed captions for online lectures because it fails to handle technical jargon.
- The authors should discuss the computational efficiency of the proposed algorithms and how they scale with dataset size.
- If applicable, the authors should discuss possible limitations of their approach to address problems of privacy and fairness.
- While the authors might fear that complete honesty about limitations might be used by reviewers as grounds for rejection, a worse outcome might be that reviewers discover limitations that aren't acknowledged in the paper. The authors should use their best judgment and recognize that individual actions in favor of transparency play an important role in developing norms that preserve the integrity of the community. Reviewers will be specifically instructed to not penalize honesty concerning limitations.

### 3. Theory assumptions and proofs

Question: For each theoretical result, does the paper provide the full set of assumptions and a complete (and correct) proof?

Answer: [NA]

Justification: There is no theoretical result in the paper. We did provide theoretical backing for our method in Section E, while it is stated for further clarification of the empirical results. Therefore, we do not think it is in any way a theoretical result.

Guidelines:

- The answer NA means that the paper does not include theoretical results.
- All the theorems, formulas, and proofs in the paper should be numbered and cross-referenced.
- All assumptions should be clearly stated or referenced in the statement of any theorems.
- The proofs can either appear in the main paper or the supplemental material, but if they appear in the supplemental material, the authors are encouraged to provide a short proof sketch to provide intuition.
- Inversely, any informal proof provided in the core of the paper should be complemented by formal proofs provided in appendix or supplemental material.
- Theorems and Lemmas that the proof relies upon should be properly referenced.

#### 4. Experimental result reproducibility

Question: Does the paper fully disclose all the information needed to reproduce the main experimental results of the paper to the extent that it affects the main claims and/or conclusions of the paper (regardless of whether the code and data are provided or not)?

Answer: [Yes]

Justification: We believe that the detailed experimental settings are provided, in Section 4 and some places in the paper. They include model types, datasets, layer parallel strategies, speculation length, and so on.

Guidelines:

- The answer NA means that the paper does not include experiments.
- If the paper includes experiments, a No answer to this question will not be perceived well by the reviewers: Making the paper reproducible is important, regardless of whether the code and data are provided or not.
- If the contribution is a dataset and/or model, the authors should describe the steps taken to make their results reproducible or verifiable.
- Depending on the contribution, reproducibility can be accomplished in various ways. For example, if the contribution is a novel architecture, describing the architecture fully might suffice, or if the contribution is a specific model and empirical evaluation, it may be necessary to either make it possible for others to replicate the model with the same dataset, or provide access to the model. In general, releasing code and data is often one good way to accomplish this, but reproducibility can also be provided via detailed instructions for how to replicate the results, access to a hosted model (e.g., in the case of a large language model), releasing of a model checkpoint, or other means that are appropriate to the research performed.
- While NeurIPS does not require releasing code, the conference does require all submissions to provide some reasonable avenue for reproducibility, which may depend on the nature of the contribution. For example
  - (a) If the contribution is primarily a new algorithm, the paper should make it clear how to reproduce that algorithm.
  - (b) If the contribution is primarily a new model architecture, the paper should describe the architecture clearly and fully.
  - (c) If the contribution is a new model (e.g., a large language model), then there should either be a way to access this model for reproducing the results or a way to reproduce the model (e.g., with an open-source dataset or instructions for how to construct the dataset).

- (d) We recognize that reproducibility may be tricky in some cases, in which case authors are welcome to describe the particular way they provide for reproducibility. In the case of closed-source models, it may be that access to the model is limited in some way (e.g., to registered users), but it should be possible for other researchers to have some path to reproducing or verifying the results.

## 5. Open access to data and code

Question: Does the paper provide open access to the data and code, with sufficient instructions to faithfully reproduce the main experimental results, as described in supplemental material?

Answer: [Yes]

Justification: The code and the benchmarks are all available in the repository link.

Guidelines:

- The answer NA means that paper does not include experiments requiring code.
- Please see the NeurIPS code and data submission guidelines (<https://nips.cc/public/guides/CodeSubmissionPolicy>) for more details.
- While we encourage the release of code and data, we understand that this might not be possible, so “No” is an acceptable answer. Papers cannot be rejected simply for not including code, unless this is central to the contribution (e.g., for a new open-source benchmark).
- The instructions should contain the exact command and environment needed to run to reproduce the results. See the NeurIPS code and data submission guidelines (<https://nips.cc/public/guides/CodeSubmissionPolicy>) for more details.
- The authors should provide instructions on data access and preparation, including how to access the raw data, preprocessed data, intermediate data, and generated data, etc.
- The authors should provide scripts to reproduce all experimental results for the new proposed method and baselines. If only a subset of experiments are reproducible, they should state which ones are omitted from the script and why.
- At submission time, to preserve anonymity, the authors should release anonymized versions (if applicable).
- Providing as much information as possible in supplemental material (appended to the paper) is recommended, but including URLs to data and code is permitted.

## 6. Experimental setting/details

Question: Does the paper specify all the training and test details (e.g., data splits, hyperparameters, how they were chosen, type of optimizer, etc.) necessary to understand the results?

Answer: [Yes]

Justification: As we mentioned in ‘Experimental result reproducibility’, we believe that detailed hyperparameters have been provided for understanding.

Guidelines:

- The answer NA means that the paper does not include experiments.
- The experimental setting should be presented in the core of the paper to a level of detail that is necessary to appreciate the results and make sense of them.
- The full details can be provided either with the code, in appendix, or as supplemental material.

## 7. Experiment statistical significance

Question: Does the paper report error bars suitably and correctly defined or other appropriate information about the statistical significance of the experiments?

Answer: [No]

Justification: Similar to many existing works in this area, we do not include error bars or confidence intervals in the empirical results, as repeated trials show negligible variation. System-level fluctuations have only marginal effects on the outcomes.

Guidelines:

- The answer NA means that the paper does not include experiments.
- The authors should answer "Yes" if the results are accompanied by error bars, confidence intervals, or statistical significance tests, at least for the experiments that support the main claims of the paper.
- The factors of variability that the error bars are capturing should be clearly stated (for example, train/test split, initialization, random drawing of some parameter, or overall run with given experimental conditions).
- The method for calculating the error bars should be explained (closed form formula, call to a library function, bootstrap, etc.)
- The assumptions made should be given (e.g., Normally distributed errors).
- It should be clear whether the error bar is the standard deviation or the standard error of the mean.
- It is OK to report 1-sigma error bars, but one should state it. The authors should preferably report a 2-sigma error bar than state that they have a 96% CI, if the hypothesis of Normality of errors is not verified.
- For asymmetric distributions, the authors should be careful not to show in tables or figures symmetric error bars that would yield results that are out of range (e.g. negative error rates).
- If error bars are reported in tables or plots, The authors should explain in the text how they were calculated and reference the corresponding figures or tables in the text.

#### 8. Experiments compute resources

Question: For each experiment, does the paper provide sufficient information on the computer resources (type of compute workers, memory, time of execution) needed to reproduce the experiments?

Answer: [Yes]

Justification: The system configuration is specified in Section 4 and Section F..

Guidelines:

- The answer NA means that the paper does not include experiments.
- The paper should indicate the type of compute workers CPU or GPU, internal cluster, or cloud provider, including relevant memory and storage.
- The paper should provide the amount of compute required for each of the individual experimental runs as well as estimate the total compute.
- The paper should disclose whether the full research project required more compute than the experiments reported in the paper (e.g., preliminary or failed experiments that didn't make it into the paper).

#### 9. Code of ethics

Question: Does the research conducted in the paper conform, in every respect, with the NeurIPS Code of Ethics <https://neurips.cc/public/EthicsGuidelines>?

Answer: [Yes]

Justification: The research conducted in the paper conform with the NeurIPS Code of Ethics.

Guidelines:

- The answer NA means that the authors have not reviewed the NeurIPS Code of Ethics.
- If the authors answer No, they should explain the special circumstances that require a deviation from the Code of Ethics.
- The authors should make sure to preserve anonymity (e.g., if there is a special consideration due to laws or regulations in their jurisdiction).

#### 10. Broader impacts

Question: Does the paper discuss both potential positive societal impacts and negative societal impacts of the work performed?

Answer: [Yes]

Justification: The broader impacts are discussed in Section G.

Guidelines:

- The answer NA means that there is no societal impact of the work performed.
- If the authors answer NA or No, they should explain why their work has no societal impact or why the paper does not address societal impact.
- Examples of negative societal impacts include potential malicious or unintended uses (e.g., disinformation, generating fake profiles, surveillance), fairness considerations (e.g., deployment of technologies that could make decisions that unfairly impact specific groups), privacy considerations, and security considerations.
- The conference expects that many papers will be foundational research and not tied to particular applications, let alone deployments. However, if there is a direct path to any negative applications, the authors should point it out. For example, it is legitimate to point out that an improvement in the quality of generative models could be used to generate deepfakes for disinformation. On the other hand, it is not needed to point out that a generic algorithm for optimizing neural networks could enable people to train models that generate Deepfakes faster.
- The authors should consider possible harms that could arise when the technology is being used as intended and functioning correctly, harms that could arise when the technology is being used as intended but gives incorrect results, and harms following from (intentional or unintentional) misuse of the technology.
- If there are negative societal impacts, the authors could also discuss possible mitigation strategies (e.g., gated release of models, providing defenses in addition to attacks, mechanisms for monitoring misuse, mechanisms to monitor how a system learns from feedback over time, improving the efficiency and accessibility of ML).

#### 11. Safeguards

Question: Does the paper describe safeguards that have been put in place for responsible release of data or models that have a high risk for misuse (e.g., pretrained language models, image generators, or scraped datasets)?

Answer: [NA]

Justification: To the best of our knowledge, this paper poses no issues on safeguards.

Guidelines:

- The answer NA means that the paper poses no such risks.
- Released models that have a high risk for misuse or dual-use should be released with necessary safeguards to allow for controlled use of the model, for example by requiring that users adhere to usage guidelines or restrictions to access the model or implementing safety filters.
- Datasets that have been scraped from the Internet could pose safety risks. The authors should describe how they avoided releasing unsafe images.
- We recognize that providing effective safeguards is challenging, and many papers do not require this, but we encourage authors to take this into account and make a best faith effort.

#### 12. Licenses for existing assets

Question: Are the creators or original owners of assets (e.g., code, data, models), used in the paper, properly credited and are the license and terms of use explicitly mentioned and properly respected?

Answer: [Yes]

Justification: We cited original papers for code, datasets or content. The license and terms of use are explicitly mentioned and properly respected.

Guidelines:

- The answer NA means that the paper does not use existing assets.
- The authors should cite the original paper that produced the code package or dataset.
- The authors should state which version of the asset is used and, if possible, include a URL.
- The name of the license (e.g., CC-BY 4.0) should be included for each asset.

- For scraped data from a particular source (e.g., website), the copyright and terms of service of that source should be provided.
- If assets are released, the license, copyright information, and terms of use in the package should be provided. For popular datasets, [paperswithcode.com/datasets](https://paperswithcode.com/datasets) has curated licenses for some datasets. Their licensing guide can help determine the license of a dataset.
- For existing datasets that are re-packaged, both the original license and the license of the derived asset (if it has changed) should be provided.
- If this information is not available online, the authors are encouraged to reach out to the asset's creators.

### 13. **New assets**

Question: Are new assets introduced in the paper well documented and is the documentation provided alongside the assets?

Answer: [\[Yes\]](#)

Justification: We provide assets in the form of code, which is well documented and commented alongside.

Guidelines:

- The answer NA means that the paper does not release new assets.
- Researchers should communicate the details of the dataset/code/model as part of their submissions via structured templates. This includes details about training, license, limitations, etc.
- The paper should discuss whether and how consent was obtained from people whose asset is used.
- At submission time, remember to anonymize your assets (if applicable). You can either create an anonymized URL or include an anonymized zip file.

### 14. **Crowdsourcing and research with human subjects**

Question: For crowdsourcing experiments and research with human subjects, does the paper include the full text of instructions given to participants and screenshots, if applicable, as well as details about compensation (if any)?

Answer: [\[NA\]](#)

Justification: The paper does not involve crowdsourcing nor research with human subjects.

Guidelines:

- The answer NA means that the paper does not involve crowdsourcing nor research with human subjects.
- Including this information in the supplemental material is fine, but if the main contribution of the paper involves human subjects, then as much detail as possible should be included in the main paper.
- According to the NeurIPS Code of Ethics, workers involved in data collection, curation, or other labor should be paid at least the minimum wage in the country of the data collector.

### 15. **Institutional review board (IRB) approvals or equivalent for research with human subjects**

Question: Does the paper describe potential risks incurred by study participants, whether such risks were disclosed to the subjects, and whether Institutional Review Board (IRB) approvals (or an equivalent approval/review based on the requirements of your country or institution) were obtained?

Answer: [\[NA\]](#)

Justification: The paper does not involve crowdsourcing nor research with human subjects.

Guidelines:

- The answer NA means that the paper does not involve crowdsourcing nor research with human subjects.



- Depending on the country in which research is conducted, IRB approval (or equivalent) may be required for any human subjects research. If you obtained IRB approval, you should clearly state this in the paper.
- We recognize that the procedures for this may vary significantly between institutions and locations, and we expect authors to adhere to the NeurIPS Code of Ethics and the guidelines for their institution.
- For initial submissions, do not include any information that would break anonymity (if applicable), such as the institution conducting the review.

#### 16. **Declaration of LLM usage**

Question: Does the paper describe the usage of LLMs if it is an important, original, or non-standard component of the core methods in this research? Note that if the LLM is used only for writing, editing, or formatting purposes and does not impact the core methodology, scientific rigorousness, or originality of the research, declaration is not required.

Answer: [NA]

Justification: The core method development in this research does not involve LLMs as any important, original, or non-standard components.

Guidelines:

- The answer NA means that the core method development in this research does not involve LLMs as any important, original, or non-standard components.
- Please refer to our LLM policy (<https://neurips.cc/Conferences/2025/LLM>) for what should or should not be described.