

Efficient and Practical Approximation Algorithms for Advertising in Content Feeds

Guangyi Zhang
Shenzhen Technology University
Shenzhen, China
zhangguangyi@sztu.edu.cn

Ilie Sarpe
KTH Royal Institute of Technology
Stockholm, Sweden
ilsarpe@kth.se

Aristides Gionis
KTH Royal Institute of Technology
Stockholm, Sweden
argioni@kth.se

Abstract

Content feeds provided by platforms such as X (formerly Twitter) and TikTok are consumed by users on a daily basis. In this paper, we revisit the native advertising problem in content feeds, initiated by Jeong et al. Given a sequence of organic items (e.g., videos or posts) relevant to a user's interests or to an information search, the goal is to place ads within the organic content so as to maximize a reward function (e.g., number of clicks), while accounting for two considerations: (1) an ad can only be inserted after a relevant content item; (2) the users' attention decays after consuming content or ads. These considerations provide a natural model for capturing both the advertisement effectiveness and the user experience. In this paper, we design fast and practical 2-approximation greedy algorithms for the associated optimization problem, improving over the best-known practical algorithm that only achieves an approximation factor of 4. Our algorithms exploit a counter-intuitive observation, namely, while top items are seemingly more important due to the decaying attention of the user, taking good care of the bottom items is key for obtaining improved approximation guarantees. We then provide the first comprehensive empirical evaluation on the problem, showing the strong empirical performance of our methods.

CCS Concepts

• Information systems → Content match advertising; • Theory of computation → Approximation algorithms analysis.

Keywords

Newsfeed Advertising, Ad Allocation, Approximation Algorithms, Matching, Externalities

ACM Reference Format:

Guangyi Zhang, Ilie Sarpe, and Aristides Gionis. 2025. Efficient and Practical Approximation Algorithms for Advertising in Content Feeds. In *Proceedings of the ACM Web Conference 2025 (WWW '25)*, April 28-May 2, 2025, Sydney, NSW, Australia. ACM, New York, NY, USA, 12 pages. <https://doi.org/XXXXXXXX.XXXXXXX>

Permission to make digital or hard copies of all or part of this work for personal or classroom use is granted without fee provided that copies are not made or distributed for profit or commercial advantage and that copies bear this notice and the full citation on the first page. Copyrights for components of this work owned by others than the author(s) must be honored. Abstracting with credit is permitted. To copy otherwise, or republish, to post on servers or to redistribute to lists, requires prior specific permission and/or a fee. Request permissions from permissions@acm.org.
WWW '25, Sydney, NSW, Australia

© 2025 Copyright held by the owner/author(s). Publication rights licensed to ACM.
ACM ISBN 978-1-4503-XXXX-X/2018/06
<https://doi.org/XXXXXXXX.XXXXXXX>

1 Introduction

A significant share of the current web traffic originates from user-generated content platforms, such as X (formerly Twitter), Facebook, and TikTok [2]. These platforms primarily engage users through their *content feeds*, which display a continuous stream of organic content items, such as social updates or videos, arranged in a carefully crafted order and formatted for infinite scrolling [22]. The main monetization strategy of major social-media platforms is to insert sponsored content in between the content items, such as promoted posts, content seeking higher user engagement, or pay-per-click ads. The sponsored content is often designed to provide a well-integrated look and non-intrusive user experience, which is also known as *native* advertising [28]. Advertisers incur a charge every time users interact with sponsored content, and native advertising has evolved into a huge business with a market of about 100 billion USD [19, 23], accounting for nearly two thirds of total display ad spending in the US [7].

The placement of sponsored content within an infinite feed poses a unique allocation challenge as it requires balancing two factors: (a) prioritizing advertisements at the top of the feed, since users will eventually stop scrolling further their feed; and (b) ensuring contextual coherence [31], to boost interaction rates. For instance, an airline advertisement is more attractive when displayed after a travel-related post rather than after a political one. This setting is significantly different from traditional online advertising [6, 20], e.g., search advertising, where ads are sold through auctions for each opportunity, and showing the winning ad is assumed to have no influence on a user session and future revenue. In contrast, for native advertising in content feeds, showing an ad reduces the number of items a user will explore. Therefore, if no suitable advertisement fits a specific content, the optimal approach would be to forgo immediate revenue in favor of potential earnings later in the user session. For an illustration, consider Example 1 and Fig. 1.

Example 1. *As illustrated in Fig. 1, assume that there is a slot to which an ad can be allocated to, after every organic video. Consider two videos v_1, v_2 that are presented to a user in order. Suppose that an ad a_2 has been allocated to the slot after v_2 . The crucial observation here is that placing a new ad a_1 before v_2 may lead to a loss in the total expected reward over the user session, as it reduces the probability that a user interacts with ad a_2 .*

Jeong et al. [12] initiated a mathematical formulation for native advertising in content feeds, denoted as the STRMADS problem, where in addition to given rewards for every feasible ad-item pair (e.g., collected through an ad auction), users have decaying attention [5], and may quit browsing with a fixed probability after observing an item or an ad. Under such a model, the STRMADS

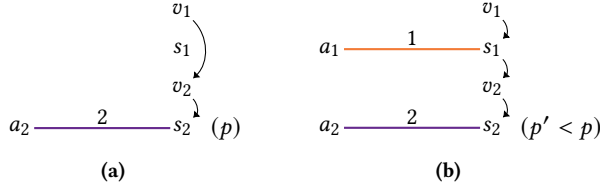


Figure 1: An illustration of the expected reward being non-monotone with respect to the ad placement. Here a , v and s denote ads, videos, and slots respectively. In the first scenario (a) an ad a_2 with reward 2 is allocated to slot s_2 after video v_2 , and a user sees the ad a_2 with probability p . In the second scenario (b) an additional ad a_1 with reward 1 is allocated to slot s_1 after video v_1 . Due to decaying user attention, in (b), the user sees the ad a_2 with a probability $p' < p$. Thus, placing an additional ad may lead to a smaller expected reward.

problem is to maximize the expected total reward over a user session, by suitably deciding a strategy to display ads. Jeong et al. [12] show that there exists a PTAS (i.e., an algorithm that returns nearly optimal solutions) for the STRMADS problem. However, such an algorithm relies on solving expensive combinatorial problems, making it impractical. To the best of our knowledge, the state-of-the-art practical algorithm only achieves a 4-approximation guarantee, that solves the problem by finding a suitable maximum weighted matching (MWM) with cardinality constraints [12].

In this paper, we develop practical and efficient 2-approximation greedy algorithms for the STRMADS problem. To deal with decaying attention, our algorithms exploit a counter-intuitive structure of the problem, namely, while top items are seemingly more important due to the decaying attention, finding a good position for the bottom items is key to obtaining improved approximation guarantees. In addition, to carefully account for the constraints of STRMADS, which require to allocate rewarding ads while considering the decaying attention of a user, we devise a novel charging scheme based on a non-trivial decomposition of the STRMADS’s objective function. This result is then used to identify high-quality ad allocation strategies, and is leveraged in our proofs to obtain improved approximation guarantees.

In addition, to the best of our knowledge, we provide the first comprehensive empirical study on the STRMADS problem, in which we verify the strong empirical performance of our novel algorithms.

More specifically, our contributions are as follows.

- We provide an exact greedy algorithm for a special case of the STRMADS problem, where each ad can be displayed more than once.
- We provide two 2-approximation greedy algorithms for the STRMADS problem. The first algorithm uses a greedy criterion guided by the exact marginal gain in reward, and the second one leverages a lower bound of the marginal gain. The second algorithm is also particularly efficient in practice.
- We provide the first comprehensive empirical study on the STRMADS problem, showing the high-quality ad allocations computed by our novel algorithms.

The rest of the paper is organized as follows. We formally define the problem in Section 2. We characterize the structure of the problem in Section 3. We describe our novel algorithms and prove their approximation guarantees in Section 4. Related work is discussed in Section 5 and extensive experiments are in Section 6. We conclude in Section 7. All the missing proofs are reported in Appendix A.

2 Problem definition

In this section, we first present the necessary preliminaries, and then formally define the problems studied in this paper.

Preliminaries. A graph is *bipartite* if its vertices can be partitioned into two disjoint parts, and edges connect only vertices from different parts. Given an undirected graph, a *matching* is a set of edges so that each vertex appears in at most one edge of the set. For a weighted graph, a *maximum-weight matching* (MWM) is a matching in which the sum of its edge weights is maximized.

A set function $f : 2^E \rightarrow \mathbb{R}$ assigns a value to every subset of a given set E . A set function f is called *monotonically non-decreasing* if $f(C) \leq f(D)$, for all $C \subseteq D \subseteq E$. Additionally, f is called *sub-modular* if $f(C + e) - f(C) \geq f(D + e) - f(D)$, for all $C \subseteq D \subseteq E$ and element $e \in E$. Throughout this paper, we use the shorthands $C + e$ for $C \cup \{e\}$ and $C - e$ for $C \setminus \{e\}$.

An algorithm ALG is an α -*approximation algorithm* for a maximization problem, if for any instance I of the problem, the solution ALG(I) returned by the algorithm has an objective value that is no smaller than $1/\alpha$ times the value of the optimal solution, denoted with OPT(I) [27]. That is, let f be the objective function of the problem, then it holds that $\alpha f(\text{ALG}(I)) \geq f(\text{OPT}(I))$, for all problem instances I . A *polynomial-time approximation scheme* (PTAS) is an $(1 + \epsilon)$ -approximation algorithm, for any given $\epsilon > 0$, with running time polynomial in the input size, but possibly exponential in $1/\epsilon$.

Problem definition. We are given a sequence of m items (e.g., videos), and we assume that there is one available *slot* for an ad placement after each item. Suppose also that we are given n ads A . To improve the efficacy of the ads, an ad a_i can only be placed after a subset of relevant items $S_i \subseteq V$. A reward $r_{ij} \geq 0$ is then obtained if ad a_i is shown to the user after the j -th item, with $j \in S_i$. Throughout the paper, we fix i (resp. j) to be the index of an ad (resp. a slot).

To model the decaying attention of the user, our model considers that a user decides to quit browsing (i.e., terminates their session) with probability q after observing every item or ad. Our goal is to decide the allocation of ads to the available slots to maximize the expected reward over the specified model. We use the terms reward and revenue interchangeably. For brevity, we may drop the adjective “expected” if it is clear from the context. More formally, the ad-placement problem is defined as follows.

PROBLEM 1 (STRMADS-R). *We are given a sequence of m items V with one available slot after each item, a set of n ads $A = \{a_i\}$ with associated slots $\{S_i\}$, rewards $\{r_{ij}\}$ for $j \in S_i$, and a quitting probability $q \in [0, 1)$. The goal is to find a mapping $M \subseteq E := \bigcup_{i \in [n]} (\{i\} \times S_i)$ such that every slot can admit at most one ad, i.e., $|\{i : (i, j) \in M\}| \leq 1$ for all j , and M maximizes the expected reward*

$$f(M) := \sum_{e=(i,j) \in M} r_e (1-q)^{j+z(j)}, \quad (1)$$

where $z(j)$ is the number of slots before slot j containing an ad, i.e., $z(j) = |\{j' < j : (i, j') \in M \text{ for some } i\}|$.

The STRMADS-R problem explicitly disallows consecutive ads, which helps to avoid ad fatigue and viewer zapping [24]. STRMADS-R also benefits from state-of-the-art recommenders that can be used to obtain high-quality rankings for the content items, as it is a common practice to design ad-allocation strategies as a post-processing operation [17, 30]. In addition, state-of-the-art machine learning models can also be used to obtain high-quality predictions for the expected rewards r_e from Eq. (1) over user sessions, e.g., from historical data.

The STRMADS-R problem allows an ad to be displayed multiple times. However, there are scenarios where displaying an ad multiple times is undesirable. To prevent such over-exposure of ads, it is possible to preprocess the slots S_i of each ad a_i and set a limit on the number of slots $|S_i|$. However, such an approach is limited and not always feasible. To provide a rigorous model for such cases, we introduce the following problem variant.

PROBLEM 2 (STRMADS). *Given the same input as in the STRMADS-R problem, find a matching $M \subseteq E := \bigcup_{i \in [n]} (\{i\} \times S_i)$ that maximizes the expected reward $f(M)$ from Eq. (1).*

Note that the STRMADS problem is significantly more general than the previous STRMADS-R problem, as an ad can be displayed multiple times also in STRMADS, by simply generating multiple copies of such an ad. Besides, the STRMADS problem also generalizes the classic maximum-weight matching problem (MWM), obtained from STRMADS by setting the value $q = 0$. Jeong et al. [12] also prove that there is no *online* algorithm with a constant competitive ratio for STRMADS. Hence we focus on the offline settings.

Finally, in Section 6.2 we also discuss how to adapt an algorithm for STRMADS to enforce a limit on the total number of ads to be displayed, which can be useful, for example, to avoid ad fatigue.

3 Problem structure and failed attempts

The STRMADS problem was introduced by Jeong et al. [12], who also devised a PTAS algorithm. However, their PTAS relies on exhaustive enumeration of sub-sequences of slots, and flow computations, which is impractical. In this section, we study the structural properties of the STRMADS problem aiming to design a practical algorithm with provable quality guarantees.

Our first step is to view the STRMADS problem as a task of optimizing a specific set function over a bipartite matching. However, as shown in Proposition 1, this specific set function is neither monotone nor submodular. Therefore, the problem cannot be approximated by existing methods for submodular maximization [3].

We then present an example showing that two simple and intuitive heuristics may perform arbitrarily bad. The first heuristic is a standard greedy strategy that prioritizes placing ads in the *top slots*, i.e., the slots appearing at the beginning of the content feed. The second heuristic is to address the problem leveraging the maximum-weight matching (MWM) method. The failure of such approaches, and the problem instance that causes the two heuristics to perform badly inspire the design of our novel algorithms. In the next section (Section 4) we propose a novel backwards greedy

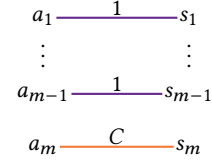


Figure 2: Representation of Example 2, where a natural online greedy algorithm and maximum weighted matching (MWM) perform poorly (a and s represent ads and slots).

strategy that carefully accounts for the placement of ads in *bottom slots*, i.e., the slots appearing at the *end* of the content feed.

Proposition 1. *The expected-reward function $f : 2^E \rightarrow \mathbb{R}$ in Eq. (1) for the STRMADS problem is neither monotone nor submodular.*

Due to the exponentially-decaying attention in the model, a reasonable strategy is to prioritize the top slots. Thus, a logical choice is to employ a greedy algorithm that processes slots in a sequentially increasing order and repeatedly matches the ad with the highest reward to the processed slot. However, as we show below, such a greedy algorithm has an unbounded approximation ratio, even for the easier STRMADS-R problem.

Example 2 (Being myopic in top slots). *See Fig. 2 for an illustration. For each slot $j = 1, \dots, m-1$, we create a dedicated ad a_j with reward 1. For the final slot $j = m$, we create an ad a_j with a large reward C . The greedy algorithm assigns each ad in its corresponding slot, and it results in a total expected reward of*

$$\sum_{j=1}^{m-1} (1-q)^{2j-1} + (1-q)^{2m-1}C \approx \frac{(1-q)}{1-(1-q)^2} + (1-q)^{2m-1}C.$$

On the other hand, assigning only the last ad gives reward $(1-q)^{m-1}C$. For certain values of the parameters the approximation ratio can be arbitrarily bad. For example, when $q = 1/2$ and $C = 2^{2m-1}$, the approximation ratio is about $2^m/2$.

The instance in Example 2 is also hard for another intuitive algorithm based on maximum-weight matching (MWM). This algorithm finds a MWM for the bipartite graph between ads and slots with appropriately-defined edge weights. That is, every edge (i, j) connecting ad a_i and slot j has a position-biased weight of $r_{ij}(1-q)^j$. Unfortunately, the MWM algorithm fails to capture the decaying-attention effect of the model. It is easy to see that, on the instance from Example 2, the MWM algorithm selects all available edges, like the aforementioned greedy algorithm.

By a careful inspection of the bad instance in Example 2, it is clear that to obtain solutions with high expected reward, we cannot only focus on the top slots, or ignore the decaying-attention effect of the model. However, it is difficult to take care of both ends of the slot sequence. We show in the next section, that both issues can be handled properly by first considering bottom slots, through our novel algorithms.

4 Algorithms

In this section, we introduce a novel backwards-greedy algorithm (Algorithm 1, denoted as G-bwd) that carefully handles the bottom

Algorithm 1: Backwards greedy (G-BWD)

```

1  $M \leftarrow \emptyset; A_j \leftarrow \{i : j \in S_i\}$  for all  $j \in [m]$ ;
2 for slot  $j = m, \dots, 1$  (in a reverse order) do
3   for  $i \in A_j$  do
4      $M_i \leftarrow M + (i, j)$ ;
5     if  $M_i$  is not a valid matching for STRMADS then
6        $M_i \leftarrow (M \setminus \{(i, j') : j' \in [m]\}) + (i, j)$ ;
7      $g_i \leftarrow f_{j-1}(M_i)/(1-q) - f_j(M)$ ;
8      $i^* \leftarrow \arg \max_{i \in A_j} \{g_i\}$ ;
9     if  $g_{i^*} > 0$  then  $M \leftarrow M_{i^*}$ ;
10 return  $M$ ;

```

slots for ad placement. The backwards-greedy approach addresses the decaying-attention in the model, by iteratively considering sub-problems over suffixes (of the form j, \dots, m , for *decreasing* j) of the slots. We show in Theorem 2 that the backwards-greedy algorithm, perhaps surprisingly, finds an optimal solution for the STRMADS-R problem.

On the other hand, it is not straightforward to analyze the G-BWD algorithm for the more challenging STRMADS problem due to the interplay between the decaying-attention effect and the additional matching constraint. To address this issue, we prove a novel decomposition of the expected reward over a matching, which we use to obtain a *non-oblivious* backwards-greedy 2-approximation algorithm (G-BPX in Algorithm 2) for the STRMADS problem, running much faster than G-BWD. More specifically, the G-BPX algorithm adopts a greedy criterion that deviates from the standard marginal-gain greedy criterion (with respect to the underlying objective value). Finally, by leveraging the structural lemmas for the G-BPX algorithm, we provide an analysis for the G-BWD algorithm. We conclude by also presenting other practical algorithms that can be used to solve STRMADS.

Before presenting our novel algorithms, we introduce a sub-problem of STRMADS, which we refer to as STRMADS- j , for a fixed integer $j \in [m]$. In the STRMADS- j sub-problem, the first j items and slots are not considered, i.e., we only consider slots $j+1, \dots, m$. The resulting objective function for STRMADS- j is,

$$f_j(M) := \sum_{e=(i,j') \in M: j' > j} r_e (1-q)^{j'-j+z_j(j')}, \quad (2)$$

where $z_j(j')$ is the number of slots after slot j and before slot j' containing an ad, i.e., $z_j(j') = |\{j < k < j' : (i, k) \in M \text{ for some } i\}|$. In particular, $f_0 = f$, while $f_m(\cdot) = 0$.

4.1 Solving STRMADS-R optimally

Our backwards-greedy algorithm (G-BWD) for both the STRMADS-R and STRMADS problems is illustrated in Algorithm 1. The G-BWD algorithm returns an optimal solution for the STRMADS-R problem, as we prove in Theorem 2.

The G-BWD algorithm processes the slots in a reverse order, starting from the final slot. At each slot, G-BWD tries to (re-)assign an ad by finding the ad that maximizes the *marginal gain* for the revenue (defined in Line 7). The algorithm performs a (re-)assignment

Algorithm 2: Non-oblivious backwards greedy (G-BPX)

```

1  $M \leftarrow \emptyset; \tau_i \leftarrow 0$  for all  $i; A_j \leftarrow \{i : j \in S_i\}$  for all  $j$ ;
2 for slot  $j = m, \dots, 1$  (in a reverse order) do
3   if it exists  $j'$  s.t.  $(i, j') \in M$  then  $\sigma(i) \leftarrow j'$ ;
4   else  $\sigma(i) \leftarrow j$ ;
5    $i^* \leftarrow \arg \max_{i \in A_j} \{r_{ij} - \tau_i (1-q)^{\sigma(i)-j}\}$ ;
6    $g_{LB} \leftarrow r_{i^*j} - q f_j(M) - \tau_{i^*} (1-q)^{\sigma(i^*)-j}$ ;
7   if  $g_{LB} > 0$  then
8      $M \leftarrow (M \setminus \{(i^*, j') : j' \in [m]\}) + (i^*, j)$ ;  $\triangleright$  (re-)assign  $a_{i^*}$ 
9      $\tau_{i^*} \leftarrow r_{i^*j} - q f_j(M)$ ;
10    if  $a_{i^*}$  is re-assigned then
11       $\tau_i \leftarrow r_{ij'} - q f_j(M)$  for every  $(i, j') \in M$ ;
12 return  $M$ ;

```

if it results in a positive marginal gain (i.e., increasing the objective function). A matching (or a mapping for STRMADS-R) is then returned after processing all slots.

Theorem 2. *Algorithm 1 solves the STRMADS-R problem optimally.*

The time complexity for the G-BWD algorithm is $O(|E|)$ for STRMADS-R, and $O(|E|\beta) = O(|E| \min\{m, n\})$ for STRMADS, where $\beta = O(|M|)$ is the time used to compute $f_j(M)$ for $j \in [m]$.

4.2 Non-oblivious greedy for STRMADS

The STRMADS problem is more challenging due to the matching constraint. A first idea to address such a problem would be to leverage the G-BWD algorithm, and decompose the reward of a matching into a sum of marginal gains, one term for each slot. Then, to provide approximation guarantees, we need to connect such marginal rewards to those of an optimal solution for STRMADS. However, such analysis quickly becomes challenging, as a single re-assignment (in Line 6) may affect the marginal gain over multiple slots due to the decaying-attention effect.

To avoid such issues, we relate the total revenue to a lower bound of the marginal gains in the above decomposition, that we use to develop a novel greedy algorithm. This results in a 2-approximation non-oblivious backwards-greedy algorithm (G-BPX in Algorithm 2) for the STRMADS problem, note that this approximation ratio is tight for any greedy algorithm. The G-BPX algorithm is called “*non-oblivious*” [15] since it does not select the next ad with respect to the objective function f of Eq. (1).

The G-BPX algorithm. The G-BPX algorithm is introduced in Algorithm 2. Similar to the G-BWD algorithm, it processes the slots in a reverse order, starting from the final slot. The key difference is that, at every slot $j = m, \dots, 1$, it seeks to (re-)assign an ad that maximizes a *lower bound* of the marginal gain, which is

$$\arg \max_{i \in A_j} \left\{ r_{ij} - q f_j(M) - \tau_i (1-q)^{\sigma(i)-j} \right\}, \quad (3)$$

where τ_i is defined below, $A_j = \{i : j \in S_i\}$, and $\sigma(i) = j$ if a_i is new to the matching M , otherwise $\sigma(i)$ corresponds to the slot previously selected for a_i . We prove shortly (in Lemma 4) that Eq. (3) is a lower bound to the marginal reward obtained by assigning an ad at slot j .

The term τ_i represents an *estimate* of the total prior reward provided by ad a_i . At the beginning, τ_i is initialized to be 0 for all i . Every time an ad a_i is (re-)assigned to the j -th slot, we update its value according to the following rule:

$$\tau_i = r_{ij} - q f_j(M). \quad (4)$$

It is easy to see that, the first time an ad a_i is assigned to the slot j , τ_i represents its actual marginal gain. However, afterwards, if the ad a_i is re-assigned to a different slot $j' < j$, τ_i deviates from its marginal gain as it does not consider the variation over $f_{j'}(M)$, caused by the withdrawal of a_i from slot j . During the execution of G-BPX, it is important to maintain each $\tau_i, i \in [n]$ up-to-update when re-assignments occur. We write $\tau_j = r_{e_j} - q f_j(M)$ when it is more convenient to use the *slot* index j , where e_j denotes an edge that is assigned to the slot j .

The G-BPX algorithm preforms an ad (re-)assignment if it results in a positive lower bound as from Eq. (3). A matching M is returned after processing all slots. We show in Theorem 5 that it holds $2f(M) \geq f(M^*)$, where M^* is the matching achieving the optimal solution for f , i.e., G-BPX is a 2-approximation algorithm.

Decomposition. We now introduce the novel decomposition of the reward of a matching M . Let $R_j := f_j(M)$ be the reward of a solution M for the STRMADS- j sub-problem (from Eq. (2)). We have

$$R_j = (1 - q) \left(R_{j+1} + \mathbb{1}[e_{j+1} \in M] (r_{e_{j+1}} - q R_{j+1}) \right) \quad (5)$$

$$= \sum_{j'=j+1}^m (1 - q)^{j'-j} \mathbb{1}[e_{j'} \in M] (r_{e_{j'}} - q R_{j'}) \quad (6)$$

$$= \sum_{e=(i,j') \in M: j' > j} (1 - q)^{j'-j} (r_e - q R_{j'}),$$

where $\mathbb{1}[e_j \in M]$ is a 0–1 indicator function taking value 1 if the edge e_j , incident to slot j , is in the matching M . The first equality (Eq. (5)) expresses R_j as a sum of R_{j+1} , and the marginal gain obtained by allocating slot $j + 1$ with edge e_{j+1} . The second equality (Eq. (6)) recursively expands the term R_{j+1} , while groups the other terms into a summation. The last equality follows a simple double-counting argument. In summary, R_j is a cumulative sum of marginal gains, computed backwards, of edges in M , when there are *no* re-assignments. Notice the similarity between the components in the decomposition in Eq. (6) and the values τ_i in Eq. (4) (recall that $R_j = f_j(M)$).

We next characterize the behaviour of R_j when a re-assignments occurs in the backwards-greedy algorithm, and connect such results to the greedy criterion in Eq. (3).

Lemma 3. *During the execution of the main loop of Algorithm 2, for any fixed $j \in [m]$, the value R_j is non-increasing since the completion of the sub-problem STRMADS- j .*

Approximation guarantees. Next, we explain the novel lower bound presented in Eq. (3). When re-assigning an ad, the exact marginal gain in reward heavily depends on the allocation of all other slots already allocated, due to the decaying attention, making the analysis particularly challenging. Therefore, instead of considering the actual marginal reward, G-BPX seeks a greedy choice that maximizes the non-oblivious lower bound, which simplifies our analysis. We first prove that Eq. (3) (evaluated by G-BPX in Line 6) is a lower

bound to the actual marginal reward, provided that every τ_i in Eq. (4) is maintained up-to-update.

Lemma 4. *Denote by g the marginal gain in reward of re-assigning ad a_i from slot \tilde{j} to slot j with $\tilde{j} > j$. Then,*

$$g \geq r_{ij} - q R_j - \tau_i (1 - q)^{\tilde{j}-j}.$$

Finally, we are ready to show the approximation ratio for Algorithm 2.

Theorem 5. *Algorithm 2 returns a 2-approximation for the STRMADS problem.*

Note that the 2-approximation guarantee is tight for both Algorithm 1 and Algorithm 2, and this barrier exists also for the special case where $q = 0$, that is, a MWM instance.

Proposition 6. *Algorithm 1 and Algorithm 2 cannot do better than 2-approximation.*

The time complexity for the G-BPX algorithm is $\mathcal{O}(|E| + m|M|)$ where $|M| = \min\{m, n\}$. The second term is due to the fact that we may need to compute $f_j(M), j \in [m]$ if a re-assignment occurs.

4.3 Natural greedy for STRMADS

Algorithm 2 uses a non-oblivious greedy criterion, inspired by our novel decomposition in Eq. (6). We now prove that Algorithm 1 guided by the *exact* marginal reward of an ad also results in a 2-approximation algorithm. This seemingly complicated case is a direct consequence of our proof for Algorithm 2.

Corollary 7. *Algorithm 1 returns a 2-approximation for the STRMADS problem.*

4.4 Other practical algorithms

In this section, we introduce various algorithms for the STRMADS problem, including enhanced variants of existing algorithms (from [12]), and multiple practical heuristics. We list all algorithms below, and discuss their important design choices.

Flow- and matching-based algorithms. Jeong et al. [12] devised a 4-approximation algorithm FLOW by finding a maximum weighted matching with fixed weights. That is, the matching only considers the decaying effects from items but not ads. The key idea is to reduce the dynamic decaying effect of ad placement by limiting the number of allocated ads (i.e., the matching size) via an additional cardinality constraint. In our evaluation, we implement the FLOW algorithm by a minimum-cost flow, as from its original paper.

We enhance the FLOW algorithm with greedy assignments over the slots not matched by the flow-based procedure, such an algorithm is denoted by FLOWG.

We also introduce a natural heuristic MWM, mentioned in Section 3. MWM does not enforce a cardinality constraint to the matching size, and is implemented via a standard maximum-weighted matching algorithm.

Global greedy algorithm. We introduce another natural algorithm G-GLB that repeatedly allocates an ad to a slot that maximizes the marginal reward over all allocations, provided the reward being positive. This requires computing the marginal reward of every candidate allocation, with time complexity $\mathcal{O}(|E|^2|M|)$, which is

expensive. We improve such computation by noting that the marginal reward of any possible allocation is non-increasing over time. This can be used to perform *lazy evaluation* of the marginal reward, i.e., maintaining upper bounds to the actual rewards. That is, we sort all candidate allocations by their rewards in a decreasing order using a heap, and we complete a greedy step if the reward of the top allocation is greater than the upper bounds of all other candidate allocations. Typically, only a few edge weights (i.e., marginal gains) need to be updated at each greedy iteration.

Online greedy algorithms. In Section 3, we mention an online algorithm G-FWD that allocates an ad in real-time as a user browses its session. Such an algorithm greedily assigns the most rewarding ad to the slot being processed.

In addition we also consider G-ONL, an online algorithm introduced by Jeong et al. [12]. The idea is to pre-determine a threshold C_{thr} , and for each slot, allocate the most rewarding ad if its reward is greater than C_{thr} . In our experiments, we validate some heuristics to determine the value of C_{thr} , which is often difficult to obtain.

5 Related work

For lack of space we only discuss the most related work. For discussion on further research that may be of interest we refer the reader to Appendix C.

Native streaming advertising. The study of sequential ad allocations originates from simple cascade models [1, 14], for which a dynamic-programming algorithm was developed. However, when the reward of an ad depends on the slot position, more sophisticated algorithms are needed [12]. After the work by Jeong et al. [12], several approaches have been proposed, discussed below.

Gamzu and Koutsopoulos [9] study a variant of native stream advertising, taking into account the distance between consecutive ads to avoid ad fatigue. Yan et al. [30] present a practical solution with an industrial application, by maximizing the revenue while requiring that the total user engagement from organic items exceeds a given threshold. Liao et al. [18] adopt a RL-based model to combine a list of content items and a list of ads to produce a user feed. However, none of these works consider dynamic decay in attention caused by ads.

Positive externalities in advertising. On a high level, the STRMADS problem is based on a form of negative externalities, that is, the presence of an ad has a negative effect on future ads. There has been extensive research on the opposite, i.e., positive externalities, in advertising. One notable example is word-of-mouth marketing [10, 13], where it is beneficial to offer products, even for free, to a small group of influencers at the beginning of an ad campaign, to attract more customers.

Online matching. There is a rich body of work if externalities are not considered. For example, a standard model of position auctions such as [26] is based on the separability assumption, i.e., the probability an ad receives a click if placed in a position is simply the product of the quality scores associated to the ad and the position, independent therefore of other ads. Under such assumptions, the allocation problem can be treated as a matching problem, for which various algorithms have been developed. We refer the readers to some excellent surveys about matching for more details [6, 11, 21]. Our greedy algorithms are partly inspired by a related streaming

algorithm [8]; however, as already mentioned, more sophisticated techniques are needed to handle externalities.

6 Experimental evaluation

We provide the first comprehensive empirical study on the STRMADS problem. We do not consider the STRMADS-R problem, as it is a special case of the STRMADS problem, and significantly less challenging given that it can be solved optimally by our G-BWD algorithm.

Our evaluation investigates the following key questions.

- (1) How do the algorithms perform by fixing the bipartite graph structure, and varying the weights of the rewards? (Section 6.1)
- (2) What is the impact of the problem parameters, such the quitting probability q , the number of ads n , and slots m ? (Section 6.2)
- (3) How do the algorithms perform for the task of native advertising in content feeds in two realistic scenarios? (Section 6.3)

Our source code is made public for reproducibility.¹

We now describe the datasets and baselines, while details on the environment are presented in Appendix D. Note that, to enhance robustness, all results report averages over three independent runs.

Datasets. To the best of our knowledge, high-quality public real datasets for native advertising are scarce, and existing work mostly uses proprietary data [4, 18, 30]. Hence, we explored two distinct types of datasets for our evaluation. The first type considers random weighted bipartite graphs. Such data is very general, and provides a comprehensive benchmark for the various algorithms considered. The second type of data is obtained by simulating a scenario of native advertising based on real anonymized ad data; more details are discussed in Section 6.3.

Algorithms and baselines. We evaluate the performance of our algorithms: the proposed greedy algorithms G-BWD (Algorithm 1) and G-BPX (Algorithm 2), and the practical global greedy algorithm G-GLB. Baseline algorithms consist of: two online greedy algorithms G-FWD and G-ONL, the flow-based algorithm FLOW and its augmented variant FLOWG, and the matching-based algorithm MWM. We set the threshold of G-ONL to be the best reward of an ad allocation to the first slot. We refer the reader to Section 4.4 for a detailed description of the above baselines.

6.1 Experiments on synthesized bipartite graphs

In this setting, we first generate a fixed complete bipartite graph over $n = 100$ ads, and $m = 1000$ slots. We evaluate the various algorithms when the input instance has the following three different weighting schemes for the rewards over the edges of the graph: 1) symmetric random weighting, 2) asymmetric random weighting, and 3) finely targeted weighting. Each setting is described in detail below. We also fix $q = 0.1$.

Symmetric random weighting. Each edge of the complete bipartite graph has its weight drawn uniformly at random from 1 to 10.

Asymmetric random weighting. The random weighting scheme above has symmetric edge weights for different slot positions, which is not common in practice. We break such symmetry and introduce dependencies with slot positions, by the following two methods.

¹<https://github.com/Guangyi-Zhang/ads-in-stream-code>

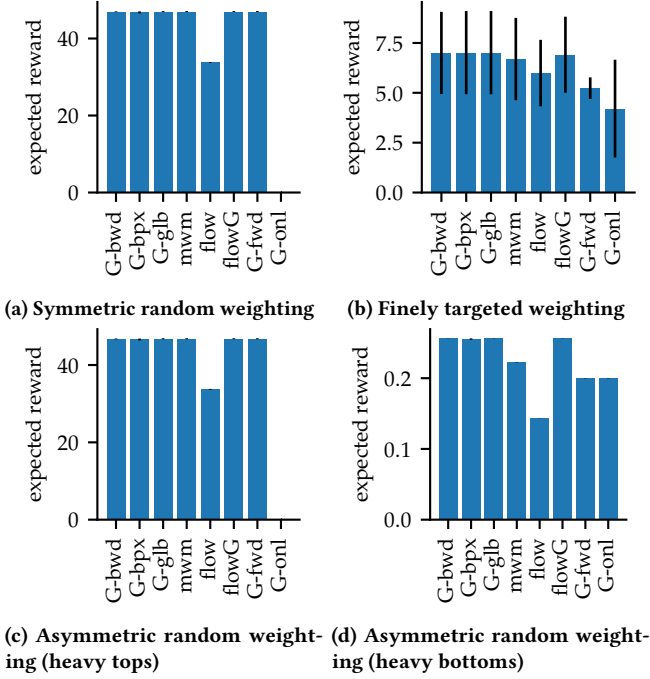


Figure 3: Comparisons on synthesized bipartite graphs with different weighting schemes. Error bars indicate the standard deviation.

In the first method, edges connecting a top slot have a larger reward. More specifically, the reward r_{ij} for assigning ad a_i to slot j is $r_{ij} = w \cdot (m - j)/m$, with w a random real number in $[1, 10]$, i.e., r_{ij} likely decreases over increasing slot positions. In the second method, edges connecting a bottom slot have a larger reward, that is, $r_{ij} = w \cdot j/m$.

Finely targeted weighting. In practice, an ad may be highly relevant to just a few items. To simulate this scenario, for each ad a_i we select a random slot j and set $r_{ij} = 10$, while setting $r_{ij'} = 1$ for all other slots $j' \neq j$.

Discussion. Results are reported in Fig. 3. We first note that the G-ONL algorithm has the worst performance, yielding zero reward on most instances. This is likely caused by the fact that its performances heavily depend on the threshold C_{thr} , a parameter that is hard to optimize online. In the current settings, a lower value of C_{thr} seems to lead to better solutions. The naive G-FWD algorithm, as expected, does not output good solutions if there are highly rewarding assignments for bottom slots. In contrast, the MWM algorithm often outputs a solution with expected reward close to the best observed one, despite not accounting for decaying attention. The 4-approximation algorithm FLOW achieves significantly lower expected rewards compared to the highest reward over all algorithms.

Our backwards greedy algorithms G-BWD and G-BPX, G-GLB, and FLOWG, consistently outperform all other methods and achieve the highest expected reward over all settings, with the global greedy algorithm G-GLB providing slightly better solutions.

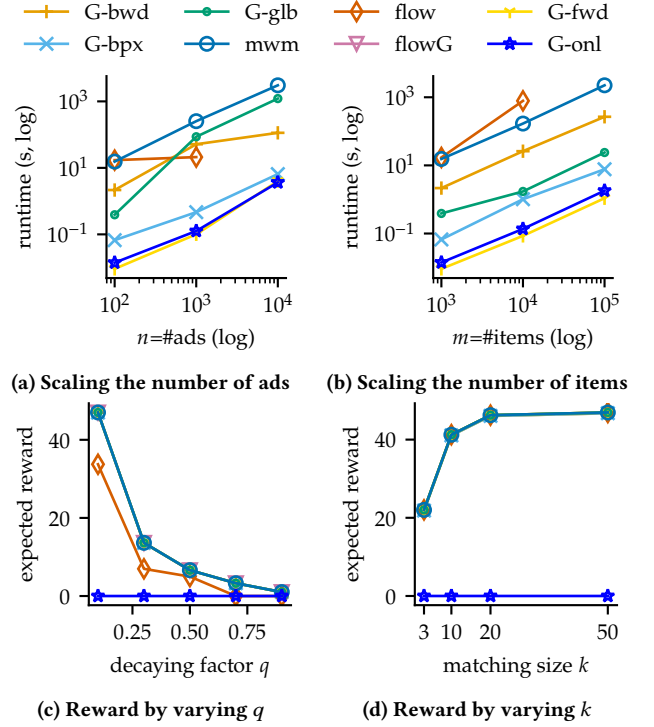


Figure 4: Effects of parameters n, m, q, k .

6.2 Ablation study

In this section, we investigate the effect of the various parameters, that may affect the performance of the algorithms. We study the scalability with respect to the size of the bipartite graph, sensitivity to the decaying factor q , and to an additional cardinality constraint on the total number of ads to be displayed. We use the symmetric random weighting introduced previously for the edge weights.

Scalability. We fixed $q = 0.1$. To test the scalability with respect to the input size, we start with $n = 100$ and $m = 1000$, and vary the number of ads n and the number of videos m separately. The results are shown in Fig. 4a and Fig. 4b, respectively. We set a time limit of one hour for each run. FLOW and MWM clearly have the largest running time, as they solve expensive optimization sub-problems. Then, G-GLB has also high running time, especially when n , the number of ads, grows, and is less sensitive to the number m of slots due to the lazy evaluation of the rewards, a technique we introduced in Section 4.4. Considering our backwards-greedy algorithms G-BPX and G-BWD, G-BPX is significantly faster than G-BWD, since it uses a lower bound of the true marginal reward, achieving remarkable speedups. As expected, the two online algorithms are the fastest, at the expense of significantly lower rewarding solutions.

Effect of q . We fix the size of the complete bipartite graph, of ads and slots, to be $n = 100$ and $m = 1000$, and we vary the parameter q . The result is shown in Fig. 4c. Clearly the expected reward drops as q increases, as users are more likely to quit browsing early in the session. We also note that the FLOW algorithm, cannot output

Table 1: Datasets based on real advertisement. We report: n number of ads to place, m available slots, $|E|$ number of edges, the range of the rewards and the value of q used in the experiments.

Dataset	n	m	$ E $	r_e ([min - max])	q
YouTube	120	14 999	1 799 880	$2.9 \cdot 10^{-5}$ - $3.92 \cdot 10^5$	0.1
Criteo	14 400	1 440	144 000	$8.4 \cdot 10^0$ - $1.5 \cdot 10^3$	0.1

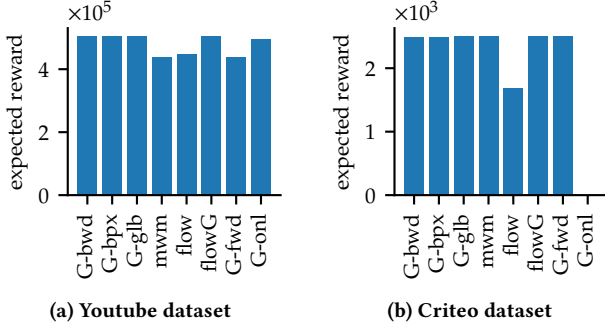


Figure 5: Comparisons on simulated native advertising using real data.

a nonzero solution when $q > 0.5$; more details are on the original paper [12], making it not practical for general applications.

Effect of size limit on ads. Given an integer k , we can adapt the algorithms to produce a matching of size *at most* k as follows. We terminate the greedy G-GLB and online algorithms after k ad allocations. We set the cardinality constraint of the FLOW algorithm to be exactly k . While, for all the other algorithms, we iteratively remove one ad at a time whose removal minimizes the loss in the expected reward, if more than k slots are matched in their solution.

We fix $n = 100$, $m = 1000$ and $q = 0.1$. The result are in Fig. 4d. Overall, most algorithms obtain similar performance. Moreover, as k exceeds 20, their revenue reaches a plateau, and further ads bring unnoticeable benefit, in accordance with the value of q .

6.3 Simulated native advertising

As mentioned previously, obtaining high-quality advertisement data is particularly challenging (given its proprietary nature). In this section we conduct experiments on two datasets built from real anonymous advertisement data, publicly available.

Data generation. Details on how we build instances to our problem based on two real-world datasets (videos from YouTube² and ads from the Criteo AI Lab³) are in Appendix B. Our instances successfully preserve the sequential and categorical distribution of advertisement rewards in the data, when available. A summary of the key data statistics is reported in Table 1.

Discussion. First we report in Fig. 5 the results, in terms of expected reward for the two datasets. We start by noting that on the YouTube

²<https://www.kaggle.com/datasets/sidharth178/youtube-adview-dataset>

³<https://go.criteo.net/criteo-research-kaggle-display-advertising-challenge-dataset.tar.gz>

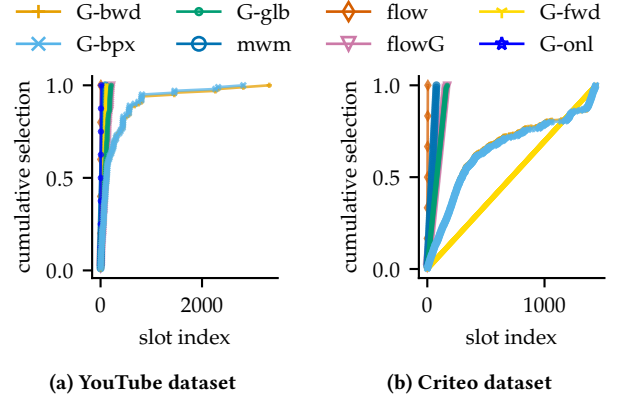


Figure 6: Distributions of the selected slot index.

dataset, the best performing algorithms are G-BWD, G-BPX, G-GLB, and FLOWG, with G-GLB outperforming all the other algorithms by a small margin. Surprisingly, the G-ONL algorithm also performs well. Results for the Criteo dataset confirm a similar trend for the best performers, but this time together with G-FWD, G-ONL performs poorly compared to others, given its very high sensitivity to C_{thr} . Such results are in line with what is observed on synthetic data, confirming the high quality solutions in output to our techniques.

To further investigate the difference in the allocation strategies produced by the algorithms, we analyzed how the various ads are placed over the slots. To do this, we report a cumulative distribution over the slot indices in output to each algorithm. More specifically, suppose that an algorithm matches k slots with indices $J \subseteq [m]$, then the cumulative value at index j is $|\{j' \in J : j' \leq j\}|/k$. The results are reported in Fig. 6. On the YouTube dataset, we observe very different allocation strategies. We first note that methods with different ad allocation strategies may yield similar expected rewards, for example G-GLB allocates more slots with larger indices than MWM despite achieving similar result on the Criteo dataset (see Fig. 5b). Our backwards greedy methods are the only ones that allocate ads to slots with large indices. This is due to the backwards design, which may allocate ads in bottom positions as long as they are beneficial, even though their utility may diminish later. In other words, our backwards greedy algorithms achieve a high recall rate of good allocations. Ads with a diminished reward can be pruned with almost no loss in the final expected reward, e.g., by the pruning strategy we introduce in Section 6.2.

As a summary of our experiments, we observe that our proposed methods report high quality solutions with provable approximation guarantees (as captured by our analysis) on both synthetic and real data, and solve the STRMADS problem much more efficiently than existing techniques.

7 Conclusion

In this paper, we provide fast and practical 2-approximation greedy algorithms for the problem of advertising in content feeds. We provide the first comprehensive empirical study on the problem, showing the strong performance of our methods. Regarding potential future work, designing improved online algorithms, and

studying alternative pricing schemes, dynamic rewards, and more flexible decaying functions are all interesting directions.

Acknowledgments

This research is supported by the ERC Advanced Grant REBOUND (834862), the EC H2020 RIA project SoBigData++ (871042), and the Wallenberg AI, Autonomous Systems and Software Program (WASP) funded by the Knut and Alice Wallenberg Foundation.

References

- [1] Gagan Aggarwal, Jon Feldman, Shanmugavelayutham Muthukrishnan, and Martin Pál. 2008. Sponsored search auctions with markovian users. In *International Workshop on Internet and Network Economics*. Springer, 621–628.
- [2] Saleem Alhabash and Mengyan Ma. 2017. A Tale of Four Platforms: Motivations and Uses of Facebook, Twitter, Instagram, and Snapchat Among College Students? *Social Media + Society* 3, 1 (Jan. 2017). doi:10.1177/2056305117691544
- [3] Niv Buchbinder and Moran Feldman. 2018. Submodular functions maximization problems. In *Handbook of approximation algorithms and metaheuristics*. Chapman and Hall/CRC, 753–788.
- [4] Carlos Carrion, Zenan Wang, Harikesh Nair, Xianghong Luo, Yulin Lei, Xiliang Lin, Wenlong Chen, Qiyu Hu, Changping Peng, Yongjun Bao, et al. 2021. Blending advertising with organic content in e-commerce: A virtual bids optimization approach. *arXiv preprint arXiv:2105.13556* (2021).
- [5] Nick Craswell, Onno Zoeter, Michael Taylor, and Bill Ramsey. 2008. An experimental comparison of click position-bias models. In *Proceedings of the 2008 international conference on web search and data mining*. 87–94.
- [6] Nikhil Devanur and Aranyak Mehta. 2022. Online matching in advertisement auctions.
- [7] eMarketer. 2024. US Native Advertising 2019. <https://www.emarketer.com/content/us-native-advertising-2019> Accessed: Oct. 2024.
- [8] Jon Feldman, Nitish Korula, Vahab Mirrokni, Shanmugavelayutham Muthukrishnan, and Martin Pál. 2009. Online ad assignment with free disposal. In *International workshop on internet and network economics*. Springer, 374–385.
- [9] Iftah Gamzu and Iordanis Koutsopoulos. 2019. Advertisement allocation and mechanism design in native stream advertising. In *Complex Networks and Their Applications VII: Volume 2 Proceedings The 7th International Conference on Complex Networks and Their Applications COMPLEX NETWORKS 2018 7*. Springer, 197–210.
- [10] Jason Hartline, Vahab Mirrokni, and Mukund Sundararajan. 2008. Optimal marketing strategies over social networks. In *Proceedings of the 17th international conference on World Wide Web*. 189–198.
- [11] Zhiyi Huang, Zhihao Gavin Tang, and David Wajc. 2024. Online matching: A brief survey. *arXiv preprint arXiv:2407.05381* (2024).
- [12] Samuel Ieong, Mohammad Mahdian, and Sergei Vassilvitskii. 2014. Advertising in a stream. In *Proceedings of the 23rd international conference on World wide web*. 29–38.
- [13] David Kempe, Jon Kleinberg, and Éva Tardos. 2003. Maximizing the spread of influence through a social network. In *Proceedings of the ninth ACM SIGKDD international conference on Knowledge discovery and data mining*. 137–146.
- [14] David Kempe and Mohammad Mahdian. 2008. A cascade model for externalities in sponsored search. In *International Workshop on Internet and Network Economics*. Springer, 585–596.
- [15] Sanjeev Khanna, Rajeev Motwani, Madhu Sudan, and Umesh Vazirani. 1998. On syntactic versus computational views of approximability. *SIAM J. Comput.* 28, 1 (1998), 164–191.
- [16] Jon Kleinberg, Emily Ryu, and Éva Tardos. 2024. Calibrated recommendations for users with decaying attention. In *International Symposium on Algorithmic Game Theory*. Springer, 443–460.
- [17] Xuejian Li, Ze Wang, Bingqi Zhu, Fei He, Yongkang Wang, and Xingxing Wang. 2024. Deep automated mechanism design for integrating ad auction and allocation in feed. In *Proceedings of the 47th International ACM SIGIR Conference on Research and Development in Information Retrieval*. 1211–1220.
- [18] Guogang Liao, Ze Wang, Xiaoxu Wu, Xiaowen Shi, Chuheng Zhang, Yongkang Wang, Xingxing Wang, and Dong Wang. 2022. Cross dqm: Cross deep q network for ads allocation in feed. In *Proceedings of the ACM Web Conference 2022*. 401–409.
- [19] Meetanshi. 2024. 10 Native Advertising Statistics You Need to Know. <https://meetanshi.com/blog/native-advertising-statistics/> Accessed: Oct. 2024.
- [20] Aranyak Mehta et al. 2013. Online matching and ad allocation. *Foundations and Trends® in Theoretical Computer Science* 8, 4 (2013), 265–368.
- [21] Aranyak Mehta, Amin Saberi, Umesh Vazirani, and Vijay Vazirani. 2007. Adwords and generalized online matching. *Journal of the ACM (JACM)* 54, 5 (2007), 22–es.
- [22] Silvia Milano, Mariarosaria Taddeo, and Luciano Floridi. 2020. Recommender systems and their ethical challenges. *AI & SOCIETY* 35, 4 (Feb. 2020), 957–967. doi:10.1007/s00146-020-00950-y
- [23] Outbrain. 2022. Top Native Advertising Statistics for 2022. <https://www.outbrain.com/blog/native-advertising-statistics> Accessed: Oct. 2024.
- [24] Yang Shi, Jun B Kim, and Ying Zhao. 2023. How much does ad sequence matter? Economic implications of consumer zapping and the zapping-induced externality in the television advertising market. *Journal of Advertising* 52, 2 (2023), 229–246.
- [25] Rajan Udmani. 2023. Submodular order functions and assortment optimization. In *International Conference on Machine Learning*. PMLR, 34584–34614.
- [26] Hal R Varian. 2007. Position auctions. *international Journal of industrial Organization* 25, 6 (2007), 1163–1178.
- [27] David P Williamson and David B Shmoys. 2011. *The design of approximation algorithms*. Cambridge university press.
- [28] Bartosz W Wojdyski and Guy J Golan. 2016. Native advertising and the future of mass communication. *American Behavioral Scientist* 60, 12 (2016), 1403–1407.
- [29] Yizhan Wu. 2022. Submodular Order Maximization Subject to a p-Matchoid Constraint.
- [30] Jinyun Yan, Zhiyuan Xu, Birjodh Tiwana, and Shaunak Chatterjee. 2020. Ads allocation in feed via constrained optimization. In *Proceedings of the 26th ACM SIGKDD International Conference on Knowledge Discovery & Data Mining*. 3386–3394.
- [31] Hye Jin Yoon, Yan Huang, and Mark Yi-Cheon Yim. 2023. Native advertising relevance effects and the moderating role of attitudes toward social networking sites. *Journal of Research in Interactive Marketing* 17, 2 (2023), 215–231.

A Missing proofs

Proposition 1. *The expected-reward function $f : 2^E \rightarrow \mathbb{R}$ in Eq. (1) for the STRMADS problem is neither monotone nor submodular.*

PROOF OF PROPOSITION 1. For simplicity, we consider a special case where, for each ad a_i , the rewards r_{ij} are identical, i.e., $r_{ij} = r_i$, for all associated slots $j \in S_i$. We first show that the expected reward is non-monotone. It is easy to see that assigning ads sequentially by the order of the slots increases the expected reward. However, assigning a new ad with a zero reward to an earlier slot decreases the expected reward, as it reduces the probability of subsequent ads of being seen.

We continue to show that the expected-reward function is non-submodular. For any feasible subset $C \subseteq D \subseteq E$, the marginal gain $g((i, j) \mid C) = f(C + (i, j)) - f(C)$ of adding an edge (i, j) into a set of edges C is

$$g((i, j) \mid C) = r_i(1 - q)^{j+z(j)} - q \sum_{(i', j') \in C: j' > j} r_{i'}(1 - q)^{j'+z(j')}.$$

Compared with $g((i, j) \mid D)$, the first term is clearly non-increasing, but the second term may increase. For example, we have $g((i, j) \mid C) < g((i, j) \mid D)$ by letting $D \setminus C$ be ads with zero rewards placed after slot j and before other subsequent items. On the other hand, we also have $g((i, j) \mid C) \geq g((i, j) \mid D)$ when slot j is ranked after every occupied slot in D . \square

Theorem 2. *Algorithm 1 solves the STRMADS-R problem optimally.*

PROOF OF THEOREM 2. The proof is similar to the one by leong et al. [12] for finely targeted ads, i.e., $|S_i| = 1$, for all ads a_i . The key is to notice that by processing slots backwards, a decision at slot j cannot affect any slot that has not yet been processed, i.e., slots in positions $j' = 1, \dots, j-1$. That is, the user attention for a slot j' does not depend on ads placed later (in slots j, \dots, m); additionally, every ad can be re-used as there is no matching constraint. Thus, solving optimally the sequence of sub-problems on slots j, \dots, m with decreasing $j = m, \dots, 1$, yields an optimal solution to STRMADS-R.

The sub-problem for the final slot (i.e., $j = m$) is trivial, and G-BWD assigns to it the ad with the highest expected reward, if available. Moving backwards to the next slot j , G-BWD assigns an ad with the highest reward to the slot j only if it improves the total reward, that clearly results in an optimal assignment for this new sub-problem. The proof immediately follows by the above invariant over the backward processing of the slots. \square

Lemma 3. *During the execution of the main loop of Algorithm 2, for any fixed $j \in [m]$, the value R_j is non-increasing since the completion of the sub-problem STRMADS- j .*

PROOF OF LEMMA 3. At each iteration, R_j remains unchanged if no re-assignment occurs. Hence, consider when an ad a_i is re-assigned from slot \tilde{j} to slot \tilde{j}' , and let \tilde{R}_j be the revenue after such a re-assignment. First note that our statement does not regard $R_{\tilde{j}'}$, because the sub-problem STRMADS- \tilde{j}' is completed after the re-assignment. Clearly, $\tilde{R}_j = R_j$ for any $j \geq \tilde{j}$. Now let $j < \tilde{j}$. We prove by induction that $\tilde{R}_j \leq R_j$. Recall that $\tau_j = r_{e_j} - qR_j$, and by design of the G-BPX algorithm it holds $\tau_j > 0$.
First, as a base case, when $j = \tilde{j} - 1$, we have

$$\tilde{R}_j = (1 - q)R_j \leq (1 - q)(R_j + \tau_j) = R_j.$$

In the inductive step, for $j < \tilde{j} - 1$, we have

$$\begin{aligned} \tilde{R}_j &= (1 - q)(\tilde{R}_{j+1} + \mathbb{1}[e_{j+1} \in M - (i, \tilde{j})]\tilde{\tau}_{j+1}) \\ &\leq (1 - q)(R_{j+1} + \mathbb{1}[e_{j+1} \in M]\tau_{j+1}) = R_j, \end{aligned}$$

where $\tilde{\tau}_j = r_{e_j} - q\tilde{R}_j$. The inequality follows since $\tilde{R}_{j+1} \leq R_{j+1}$ holds regardless of e_{j+1} being in M or not. This completes the proof. \square

Lemma 4. *Denote by g the marginal gain in reward of re-assigning ad a_i from slot \tilde{j} to slot j with $\tilde{j} > j$. Then,*

$$g \geq r_{ij} - qR_j - \tau_i(1 - q)^{\tilde{j}-j}.$$

PROOF OF LEMMA 4. The marginal gain g of re-assigning ad a_i from slot \tilde{j} to slot j is a sum of two terms. The first term is the loss of removing edge $\tilde{e} = (i, \tilde{j})$, and the second term is the marginal reward of adding the new edge (i, j) . By Eq. (6), we have that

$$\begin{aligned} R_j - \tilde{R}_j &= \sum_{j'=j+1}^m (1 - q)^{j'-j} (\mathbb{1}[e_{j'} \in M]\tau_{j'} - \mathbb{1}[e_{j'} \in M - \tilde{e}]\tilde{\tau}_{j'}) \\ &= \tau_i(1 - q)^{\tilde{j}-j} + \sum_{j'=j+1}^{\tilde{j}-1} (1 - q)^{j'-j} (\mathbb{1}[e_{j'} \in M](\tau_{j'} - \tilde{\tau}_{j'})) \\ &\leq \tau_i(1 - q)^{\tilde{j}-j}, \end{aligned}$$

where \tilde{R}_j is the reward after the removal, and $\tilde{\tau}_j = r_{e_j} - q\tilde{R}_j$. The last two steps follow from Lemma 3. The claim follows,

$$\begin{aligned} g &= \tilde{R}_j - R_j + r_{ij} - q\tilde{R}_j = (1 - q)(\tilde{R}_j - R_j) + r_{ij} - qR_j \\ &\geq r_{ij} - qR_j - \tau_i(1 - q)^{\tilde{j}-j+1} \geq r_{ij} - qR_j - \tau_i(1 - q)^{\tilde{j}-j} \end{aligned}$$

\square

Theorem 5. *Algorithm 2 returns a 2-approximation for the STRMADS problem.*

PROOF OF THEOREM 5. We prove the claim by induction on slots $j \in [m]$ following the same backward ordering (i.e., $j = m, \dots, 1, 0$) adopted by Algorithm 2. Let ALG_j be the solution of Algorithm 2 before performing the j -th iteration (i.e., having only processed the slots in positions $m, \dots, j+1$)⁴, and OPT_j be the optimal solution to STRMADS (i.e., OPT) ignoring the first j slots. Let their objective values for the sub-problem STRMADS- j be $R_j := f_j(\text{ALG}_j)$ and $R_j^* := f_j(\text{OPT}_j)$, respectively. And also let the marginal revenue in R be $g_j = R_{j-1}/(1 - q) - R_j$ at the j -th slot, and similarly in R^* , $g_j^* = R_{j-1}^*/(1 - q) - R_j^*$. We then write $\Gamma_i := \tau_i(1 - q)^{\sigma(i)-j}$, for each ad a_i matched in ALG_j .

Let \tilde{j} be smallest j such that it holds $R_j \geq R_j^*$. Note that \tilde{j} exists, as $R_m = R_m^* = 0$. If $\tilde{j} = 0$, the statement trivially follows. Otherwise, we assume the following hypothesis: for every $j < \tilde{j}$, we can charge the marginal revenue g_j^* of OPT_j to both g_j and $\{\Gamma_i\}$ in ALG_j , while maintaining the invariant that every Γ_i (corresponding to ad a_i) in ALG_j is used at most once among all iterations. This immediately implies

$$2f_j(\text{ALG}_j) = \sum_{j' > j} g_{j'}(1 - q)^{j'-j} + \sum_{e=(i, j') \in \text{ALG}_j} \Gamma_i$$

⁴for $j = m$ there are no such processed slots, while if $j = 0$ then ALG_j corresponds to the output of Algorithm 2.

$$\geq \sum_{j' > j} g_{j'}^* (1-q)^{j'-j} = f_j(\text{OPT}_j)$$

by the decomposition in Eq. (6).

For $j = \tilde{j}$, since $R_j \geq R_j^*$, it is sufficient to consider only the marginal gains $\{g_j\}$, as it holds $R_j \geq R_j^*$. Now, for the next smaller j in an inductive step, we have the following cases.

Case 1. $\text{OPT}_{j-1} = \text{OPT}_j$, that is, OPT does not include any new ad for its j -th slot. If our ALG also does not select any item for the j -th slot, then the inductive step clearly holds.

Otherwise, notice that Algorithm 2 (re-)assigns an ad only if $g_{LB} > 0$ by Lemma 4. Hence, the overall revenue (i.e., $R_{j-1}/(1-q)$) only increases, and therefore our hypothesis holds also for this case.

Case 2. $\text{OPT}_{j-1} = \text{OPT}_j + e^*$, where $e^* = (i^*, j)$, that is the optimal solution assigns ad i^* to the j -th slot.

Case 2.1. If our ALG (re-)assigns ad i to slot j , i.e., matching the edge $e = (i, j)$, then by the greedy criterion (Eq. (3)), we have

$$r_e - \Gamma_i \geq r_{e^*} - \Gamma_{i^*}.$$

Therefore, we can use both Γ_{i^*} and g_j to charge for r_{e^*} . That is,

$$g_j + \Gamma_{i^*} \geq r_e - \Gamma_i - qR_j + \Gamma_{i^*} \geq r_{e^*} - qR_j^* = g_j^*,$$

where the first inequality follows by Lemma 4, and the second follows by the greedy rule and the fact that $R_j < R_j^*$ (as $j < \tilde{j}$). Note that if ad a_{i^*} was not matched in ALG_j then $\Gamma_{i^*} = 0$, or otherwise, we increase the number of charges on Γ_{i^*} by one.

Case 2.2. $\text{ALG}_{j-1} = \text{ALG}_j$. The greedy choice and its inequalities from Case 2.1 still apply, but fail to produce a positive lower bound. That is, $g_{LB} = r_e - \Gamma_i - qR_j \leq 0$ for each $e = (i, j)$. Therefore, it is sufficient to only pay Γ_{i^*} for this case.

In Case 2, we use each Γ_i at most once because OPT contains at most one edge incident to ad a_i , given the matching constraint. Furthermore, τ_i is non-decreasing after re-assigning either ad a_i (by design of G-BPX), or other ads $a_{i'}$ (by Lemma 3), so the payments in prior iterations remain valid, completing the proof. \square

Proposition 6. *Algorithm 1 and Algorithm 2 cannot do better than 2-approximation.*

PROOF OF PROPOSITION 6. Fix $q = 0$, and then STRMADS is reduced to a maximum weighted matching problem (MWM). It is well known that a greedy algorithm cannot do better than 2-approximation for MWM. Concretely, let $m = 2$. Create two ads a_1, a_2 with slots $S_1 = \{1, 2\}$ and $S_2 = \{2\}$, respectively. Set rewards $r_{11} = r_{22} = 1$ and $r_{12} = 1 + \epsilon$. Thus, a backwards-greedy algorithm yields a revenue of $1 + \epsilon$ by assigning a_1 to the 2-nd slot, while the optimum assignment yields 2. The ratio approaches 2 for an arbitrary small ϵ . \square

Corollary 7. *Algorithm 1 returns a 2-approximation for the STRMADS problem.*

PROOF OF COROLLARY 7. The proof is similar to Theorem 5, except that we need a different inequality for the Case 2 therein. Though Algorithm 1 does not use the values τ_i , we use such values here only for the analysis, and assume that Algorithm 1 updates the values τ_i as from Theorem 5. Recall that $\Gamma_i := \tau_i(1-q)^{\sigma(i)-j}$.

Suppose that at slot j , $\text{OPT}_{j-1} = \text{OPT}_j + e^*$, where $e^* = (i^*, j)$. If our ALG (re-)assigns edge $e = (i, j)$, then by the greedy criterion,

$$g_i \geq g_{i^*}$$

$$r_{ij} - qR_j - \kappa_{ij} \geq r_{i^*j} - qR_j - \kappa_{i^*j},$$

where g_i denotes the marginal reward of (re-)assigning ad a_i , and $\kappa_{ij} := r_{ij} - qR_j - g_i$. By Lemma 4, we have for any i ,

$$g_i \geq r_{ij} - qR_j - \Gamma_i \implies \Gamma_i \geq \kappa_{ij}.$$

Therefore, we can use both Γ_{i^*} and g_j to charge for r_{i^*j} . That is,

$$\begin{aligned} g_j + \Gamma_{i^*} &= r_{ij} - qR_j - \kappa_{ij} + \Gamma_{i^*} \\ &\geq r_{i^*j} - qR_j - \kappa_{i^*j} + \Gamma_{i^*} \\ &\geq r_{i^*j} - qR_j^* - \kappa_{i^*j} + \Gamma_{i^*} \\ &\geq r_{i^*j} - qR_j^* = g_j^*, \end{aligned}$$

where the inequalities follow by the greedy rule, the fact that $R_j < R_j^*$, and Lemma 4, respectively.

The claim follows by charging every g_j^* to g_j and $\{\Gamma_i\}$, and noting that every Γ_i is used at most once among all iterations. We omit the details for the other cases, as they follow from Theorem 5. \square

B Native advertisement data

In this section we describe how we built data used for our experimental evaluation on native advertisement, i.e., the setting in Section 6.3.

YouTube data. The YouTube data we considered is formed by a set of videos $\{v_1, \dots, v_m\}$, characterized by: (1) the video category, i.e., $C(v_i) \in \{C_1, \dots, C_\ell\}$, where $\ell = 8$; and (2) the number of “ad views” for each video, which we use as a proxy for the reward. To generate the data, we first obtain a random browsing session, i.e., a permutation v'_1, \dots, v'_m of the videos, through the following browsing model. A user starts from a randomly-chosen video v'_1 . With probability $p = 0.5$, the user selects another randomly chosen video of the same category $C(v'_1)$, or otherwise the user randomly selects a previously unseen video from a different category. The process is iterated until a permutation of all videos is obtained.

We assume that there are $r = 15$ advertisers, providing $1, \dots, \ell$ ads, i.e., one for each category $k \in [\ell]$. We compute the reward r_{ij} for ad a_i after video v_j , where $i \in [r\ell]$ and $j \in [m]$, as follows. First, for each different category C_k with $k \in [\ell]$, over all the videos belonging to C_k , we compute the average “ad views” μ_k and its standard deviation σ_k . We then assume that the rewards are normally distributed, i.e., $r_{ij} \sim \alpha_k |\mathcal{N}(\mu_k, \sigma_k)|$, where $k = C(v_j)$, and parameter $\alpha_k = 0.8$ if the ad and the video share the same category, i.e., $C(a_i) = C(v_j)$, or $\alpha_k = 0.01$ otherwise, which captures a higher reward for ads targeted to related videos. Hence in the final data each ad $a_i, i \in [r\ell]$ can be placed after each video v'_j , with the reward r_{ij} computed as above.

Criteo data. The data consists of a chronologically ordered sequence of displayed ads collected over one day. Each of the 48 millions ads recorded has 13 numerical features (capturing the engagement of users with each displayed ad), that we clustered into $k = 100$ categories using the k -means algorithm. Besides, a reward can be computed for each ad, as a linear function of its features. We simulate the following browsing session over a full day: a user is browsing a website and an ad can be displayed to its session after one minute of content observed on the website, that is there are exactly $m = 1440$ slots to which ads can be assigned. We then create $b = 144$ blocks of ads (which may correspond to different

advertisers), and for each block, we assume k (non-existential) ads, i.e., one for each cluster. We then associate ads in each block to 10 random slots among m . Then, for each block-slot assignment we add connecting edges, that is, suppose the ads in block $h \in [b]$, with indices $a_{(h-1)k+1}, \dots, a_{hk}$ are associated to slot j then we add edges of the form $(a_{(h-1)k+i}, j)$ for $i \in [k]$. Then, if there exists an edge between a_i with $i \in [bk]$ and slot $j \in [m]$, then the reward r_{ij} is assumed to be the *average reward*⁵ of all ads (from the original data) of the same category as a_i ⁶ displayed over the j -th minute; otherwise, $r_{ij} = 0$. In this way, we capture the reward distribution over both clusters and time, in real-world data.

C Further related work

Sequence submodularity. Although we show that the objective function of STRMADS is non-monotone and non-submodular, it does

obey a limited form of submodularity, that is, π -submodular order [25, 29]. However, we cannot leverage such property without monotonicity. Moreover, the objective function also satisfies the so called ordered submodularity [16]. Similarly, leveraging such stronger notion seems to be much harder.

D Experimental details

Environment. All algorithms are implemented in Python. We adopt a solver for maximum flow and maximum matching from the NetworkX library. All algorithms are executed on a docker image of Ubuntu 22.04. The server is hosted on a Linux system with 48 CPUs of Intel(R) Xeon(R) Gold 6336Y CPU @ 2.40 GHz, 125 GB RAM.

⁵More formally let $a_i = (a_i^1, \dots, a_i^{13})$ be ad a_i with its features. Then we compute, for each ad its maximum engagement $\max_{h=1, \dots, 13} \{|a_i^h|\}$, which we further multiply by a factor 10 if the ad was clicked by a user. Such value is then averaged to compute the actual average reward.

⁶among the k categories obtained through k -means.