

# Progressive Binarization with Semi-Structured Pruning for LLMs

Xianglong Yan<sup>1\*</sup>, Tianao Zhang<sup>1\*</sup>, Zhiteng Li<sup>1</sup>, Yulun Zhang<sup>1†</sup>

<sup>1</sup>Shanghai Jiao Tong University

## Abstract

Large language models (LLMs) have achieved remarkable progress in natural language processing, but their high computational and memory costs hinder deployment on resource-constrained devices. Binarization, which reduces model weights to 1 bit, is a promising solution for efficient inference. However, binarized LLMs still exhibit redundancy that can be further compressed. Semi-structured pruning offers a favorable trade-off between model performance and hardware efficiency, but naively combining it with binarization often leads to severe performance degradation. To address this, we propose **Progressive Binarization with Semi-Structured Pruning (PBS<sup>2</sup>P)**, a novel post-training compression framework. We propose **Stepwise semi-structured Pruning with Binarization Optimization (SPBO)** to jointly reduce pruning and binarization error. Additionally, we develop a **Coarse-to-Fine Search (CFS)** strategy to more effectively select pruning elements. Extensive experiments across multiple LLM families show that PBS<sup>2</sup>P consistently outperforms state-of-the-art binary post-training quantization methods in both perplexity and downstream accuracy. The code and models will be available at <https://github.com/XIANGLONGYAN/PBS2P>.

## 1 Introduction

Transformer-based large language models (LLMs) [40] have demonstrated remarkable performance across a wide range of natural language processing (NLP) tasks. This success is largely driven by their massive scale, often comprising billions of parameters. For instance, the OPT (Open Pre-trained Transformer) series [48] includes models with up to 66 billion parameters, while the LLaMA family [38] features even larger models, such as LLaMA3-70B [12]. Although these models have substantially advanced the state-of-the-art (SOTA) in NLP, their increasingly computational and memory demands present significant challenges for deployment on the resource-constrained devices.

The compression of LLMs can be broadly categorized into several approaches, including weight quantization [16, 24], low-rank factorization [45, 47], network pruning [15, 37], and knowledge distillation [17, 49]. Among these, binarization represents an extreme form of quantization, reducing model weights to 1 bit and drastically lowering memory consumption. Recent efforts primarily focus on post-training quantization (PTQ) [10, 19, 23], which eliminates the need for backpropagation,

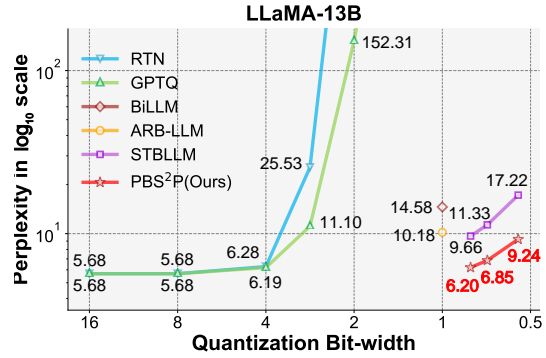


Figure 1: Perplexity of LLaMA-13B on WikiText2 under different bit-widths across various methods.

\*Equal contribution.

†Corresponding author: yulun100@gmail.com

thereby accelerating the binarization process and improving deployment efficiency. For example, BiLLM [19] introduces a residual approximation strategy to enhance the performance of 1-bit LLMs, while ARB-LLM [23] adopts an alternating refinement approach to better align binarized weights with their full-precision counterparts. STBLLM [10] further advances this line of work by compressing LLMs to sub-1-bit precision. Despite the aforementioned advancements, binarized LLMs continue to exhibit redundancy, indicating opportunities for additional compression.

Pruning [21] is a promising technique for further reducing redundancy in binarized models. However, conventional structured pruning [1, 2, 27, 42] often leads to severe performance degradation in LLMs. On the other hand, unstructured pruning [9] suffers from poor hardware compatibility and inefficient storage. Semi-structured pruning [10, 15, 37] has emerged as an effective compromise, significantly reducing redundancy while maintaining a balance between accuracy and hardware efficiency. Nonetheless, directly combining binarization with semi-structured pruning often leads to noticeable performance degradation, making it hard to maintain model accuracy. Another challenge is how to select pruning elements effectively to improve pruning efficiency while preserving accuracy.

To address these challenges, we propose **Progressive Binarization with Semi-Structured Pruning (PBS<sup>2</sup>P)** for LLMs, which achieves substantial model compression while maintaining strong performance (see Figure 1). We first propose Stepwise semi-structured Pruning with Binarization Optimization (SPBO), which progressively prunes a subset of elements at each step while jointly optimizing the binarized parameters. This strategy effectively reduces the cumulative error from pruning and binarization. To further enhance pruning efficiency, we develop a Coarse-to-Fine Search (CFS) algorithm for more accurate pruning element selection. In the coarse stage, pruning ratios are assigned to each layer based on its importance. In the fine stage, a Hessian-based metric is used to identify the most redundant elements, guided by the layer-specific pruning ratios. We further show that the Hessian-based metric minimizes the theoretical error increase under a second-order approximation. This makes it a provably optimal strategy for pruning.

Extensive experiments demonstrate that PBS<sup>2</sup>P consistently achieves SOTA performance across multiple LLM families, clearly surpassing existing binary PTQ methods on a wide range of evaluation benchmarks. As shown in Figure 1, on the WikiText-2 [29] dataset, PBS<sup>2</sup>P attains a perplexity of 6.20 on LLaMA-13B [38] with an average bit-width of just 0.8 bits, compared to 5.47 for the full-precision model. These results further highlight the effectiveness of PBS<sup>2</sup>P in significantly narrowing the performance gap between binarized and full-precision models.

Our key contributions can be summarized as follows:

- We propose a novel framework, PBS<sup>2</sup>P, which integrates binarization and semi-structured pruning seamlessly for effective LLM compression.
- We propose Stepwise semi-structured Pruning with Binarization Optimization (SPBO), which progressively prunes the model while jointly optimizing binarization parameters, effectively reducing the combined error and preserving performance.
- We propose Coarse-to-Fine Search (CFS) for selecting pruning elements, which enables effective identification of redundant parameters while better preserving model performance.
- Extensive experiments show that PBS<sup>2</sup>P consistently outperforms SOTA binary PTQ methods and significantly narrows the gap to full-precision models across diverse benchmarks.

## 2 Related works

### 2.1 LLM Quantization

Quantization compresses full-precision parameters into lower-bit representations, reducing both computation and storage demands. Current quantization methods for LLMs are mainly divided into Quantization-Aware Training (QAT) and Post-Training Quantization (PTQ). QAT [6, 11, 25] integrates quantization during the training phase to enhance low-bit weight representations. However, due to the enormous parameter number, retraining becomes excessively expensive and inefficient for LLMs. PTQ, as it directly applies quantization to the model weights without retraining, making it faster and less resource-demanding. Recent methods, like ZeroQuant [44] and BRECQ [22], improve quantization accuracy by incorporating custom quantization blocks and group labels. While GPTQ [16] and QuIP [5] use second-order error compensation to reduce quantization errors.

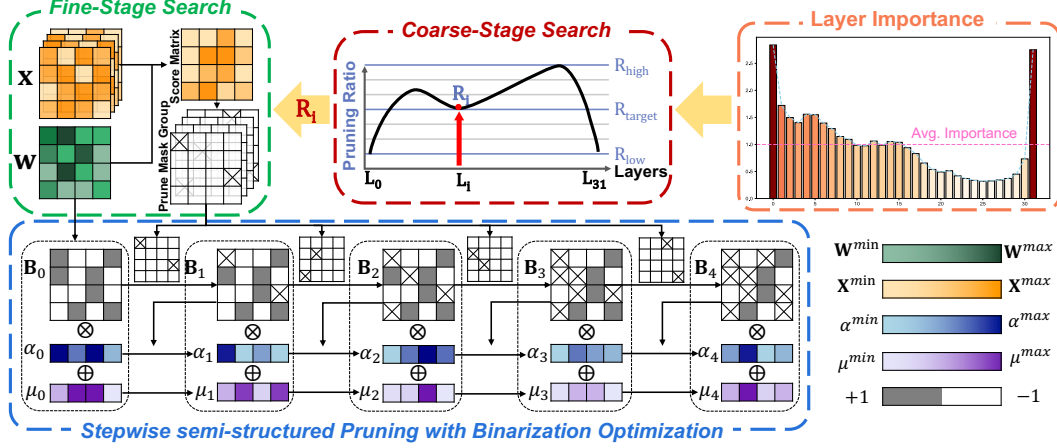


Figure 2: Overview of our PBS<sup>2</sup>P framework. **Coarse-Stage Search**: using the layer importance to assign pruning ratios to each layer. **Fine-Stage Search**: searching the elements to be pruned based on the Hessian-based metrics. **Stepwise semi-structured Pruning with Binarization Optimization**: stepwise pruning with optimization of binarized parameters.

## 2.2 Network Binarization

Binarization, as the most extreme form of quantization, reduces model parameters to a single bit ( $\pm 1$ ). Prominent methods, like Binary Weight Network (BWN) [35], XNOR-Net [35] and Bi-Real Net[26], focus on binarizing the weights, with XNOR-Net [35] and Bi-Real Net[26] also binarizing activations. In the context of LLM binarization, BitNet [41], OneBit [43], and BinaryMoS [20] adopt the QAT framework, while BiLLM [19], ARB-LLM [23], and STBLLM[10] use PTQ combined with residual approximation. Our work focuses on the binary PTQ method, achieving substantial improvements over existing SOTA binary PTQ methods.

## 2.3 Model Pruning

Pruning [21] is a common technique for compressing neural networks by removing less important parameters, resulting in smaller and more efficient sparse models. In LLMs, pruning methods are typically categorized as structured, unstructured, or semi-structured. Structured pruning [1, 2, 27, 42] removes entire components to enhance efficiency but often causes performance drops, requiring retraining. Unstructured pruning [9] eliminates individual weights based on importance, preserving performance even at high sparsity, though the irregular patterns are hardware-unfriendly. Semi-structured pruning offers a good trade-off, enforcing regular patterns like  $N:M$  sparsity for hardware efficiency, as used in SparseGPT [15], Wanda [37], and STBLLM [10]. Our method adopts semi-structured  $N:M$  sparsity to retain performance while ensuring hardware compatibility.

# 3 Methodology

## 3.1 Preliminary

**Binarization.** First, let's briefly review the process of standard binarization [35]. Binarization begins by performing a row-wise redistribution on the full-precision matrix  $\mathbf{W} \in \mathbb{R}^{n \times m}$ , resulting in a matrix  $\widetilde{\mathbf{W}} \in \mathbb{R}^{n \times m}$  with a mean of 0:

$$\widetilde{\mathbf{W}} = \mathbf{W} - \mu, \quad \text{where } \mu = \frac{1}{m} \sum_{j=1}^m \mathbf{W}_{\cdot j}. \quad (1)$$

The binarization objective is to minimize the reconstruction error:  $\arg \min_{\alpha, \mathbf{B}} \|\widetilde{\mathbf{W}} - \alpha \mathbf{B}\|_F^2$ , where  $\alpha \in \mathbb{R}^n$  is a row-wise scaling factor and  $\mathbf{B} \in \{+1, -1\}^{n \times m}$  is the binary matrix. The optimal solutions for  $\alpha$  and  $\mathbf{B}$  are given by  $\alpha = \frac{1}{m} \sum_{j=1}^m |\widetilde{\mathbf{W}}_{\cdot j}|$  and  $\mathbf{B} = \text{sign}(\widetilde{\mathbf{W}})$ , respectively [19].

**N:M Sparsity.**  $N:M$  sparsity is a semi-structured pruning scheme that balances model compression and hardware efficiency. Unlike unstructured pruning, which removes arbitrary weights and results in

irregular sparsity patterns that are hard to accelerate,  $N:M$  sparsity imposes a structured constraint by retaining exactly  $N$  nonzero elements out of every  $M$  consecutive weights [10, 15, 37]. A typical configuration, such as 2:4 sparsity, keeps only two weights out of every four, significantly reducing parameter count while preserving computational efficiency. This regular pattern allows for efficient execution on NVIDIA Ampere GPUs [31], taking advantage of specialized hardware support. In our work, we adopt the  $N:M$  sparsity scheme as a semi-structured pruning strategy to further eliminate redundancy within the binarized model. This combination enables more aggressive compression while maintaining hardware compatibility and inference efficiency.

### 3.2 Stepwise Semi-Structured Pruning with Binarization Optimization

We define the total error  $\mathcal{L}$  for binarization and semi-structured pruning as follows:

$$\mathcal{L} = \|\mathbf{W}\mathbf{X} - (\mathbf{M}_p \odot \widehat{\mathbf{W}})\mathbf{X}\|_F^2, \quad \text{where } \widehat{\mathbf{W}} = \alpha\mathbf{B} + \mu. \quad (2)$$

where  $\mathbf{X}$  denotes the calibration data,  $\mathbf{M}_p$  denotes the semi-structured pruning mask. Optimizing both the pruning mask  $\mathbf{M}_p$  and the binarized parameters  $\widehat{\mathbf{W}}$  simultaneously is an NP-hard problem [3]. Therefore, we adopt a greedy-style approximation. At each step, we prune a small portion of elements. Then, we update the binarized parameters to fit the current pruning ratio. This step-by-step strategy reduces the optimization difficulty. It distributes the optimization burden across multiple pruning stages. The selection of the semi-structured pruning mask  $\mathbf{M}_p$  will be elaborated in Section 3.3.

#### N:M Sparsity Pruning Mask Group.

To enable progressive pruning, we decompose the original pruning mask  $\mathbf{M}_p$  into a series of sub-masks, each representing a step of pruning. Under the  $N:M$  sparsity constraint, exactly  $N$  out of every  $M$  elements are retained. Within each  $M$ -element group, the  $M-N$  pruned elements are removed one by one across successive steps. Formally, the original pruning mask  $\mathbf{M}_p$  can be expressed as the union of  $M-N$  sub-masks:

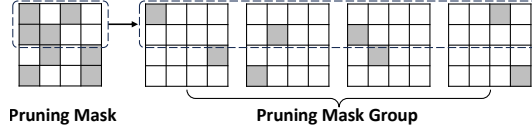


Figure 3: Illustration of the  $N:M$  sparsity pruning mask group, where the original pruning mask  $\mathbf{M}_p$  is divided into  $M-N$  sub masks.

$$\mathbf{M}_p = \bigcup_{i=1}^{M-N} \mathbf{M}_p^i. \quad (3)$$

Figure 3 illustrates this process. This decomposition supports progressive pruning, facilitating tighter integration with binarization in subsequent stages.

**Stepwise Pruning with Binarization Optimization (SPBO).** After obtaining the group of pruning masks, we proceed with the stepwise pruning and binarization optimization process. We perform a total of  $M-N$  pruning steps to achieve  $N:M$  sparsity. After each step, we update the binarization parameters  $\alpha$  and  $\mu$  to better adapt to the current pruning state. At the  $k$ -th pruning step, we obtain the updated binary matrix  $\mathbf{B}_k$  and full-precision matrix  $\mathbf{W}_k$  by applying the  $k$ -th pruning sub-mask  $\mathbf{M}_p^k$  to the previously pruned matrices  $\mathbf{B}_{k-1}$  and  $\mathbf{W}_{k-1}$ :

$$\mathbf{B}_k = \mathbf{B}_{k-1} \odot \mathbf{M}_p^k, \quad \mathbf{W}_k = \mathbf{W}_{k-1} \odot \mathbf{M}_p^k. \quad (4)$$

After the  $k$ -th pruning step, the binarization parameters  $\alpha$  and  $\mu$  are no longer optimal under the updated sparsity pattern. To minimize the error  $\mathcal{L}$  in the current pruning state, these parameters must be re-estimated. Inspired by ARB-LLM [23], a straightforward approach is to compute the partial derivatives of  $\mathcal{L}$  with respect to  $\alpha$  and  $\mu$ , and solve for the stationary points by setting them to zero. Specifically, we first update  $\mu$  by setting  $\partial\mathcal{L}/\partial\mu = 0$  during the  $k$ -th pruning step:

$$\partial\mathcal{L}/\partial\mu = 0 \quad \Rightarrow \quad \mu = \frac{\mathbf{1}^\top \mathbf{S} (\mathbf{W}_k - \alpha \mathbf{B}_k)^\top}{\mathbf{1}^\top \mathbf{S} \mathbf{1}}, \quad (5)$$

where  $\mathbf{S} = \sum_b \mathbf{X}_b^\top \mathbf{X}_b$  is a precomputed matrix derived from the calibration data  $\mathbf{X}$  for notational convenience. Then, we adjust  $\alpha$  by setting  $\partial\mathcal{L}/\partial\alpha = 0$ :

$$\partial\mathcal{L}/\partial\alpha = 0 \quad \Rightarrow \quad \alpha = \frac{\text{diag}(\mathbf{B}_k \mathbf{S} (\mathbf{W}_k - \mu)^\top)}{\text{diag}(\mathbf{B}_k \mathbf{S} \mathbf{B}_k^\top)}. \quad (6)$$

During the  $k$ -th pruning round, we can alternately update  $\mu$  and  $\alpha$  for  $\tau$  steps to further reduce  $\mathcal{L}$ . We perform total  $M-N$  steps of pruning until all pruning elements are removed. The detailed derivation of optimizing  $\mu$  and  $\alpha$  can be found in the supplementary material.

### 3.3 Coarse-to-Fine Search

Selecting effective pruning elements is a key challenge in model compression. To address this, we adopt a two-stage strategy. In the coarse stage, we assign pruning ratios to each layer based on its layer importance. In the fine stage, we determine the specific elements to prune within each layer according to the assigned ratios, allowing for more accurate selection of pruning candidates.

**Coarse-Stage: Pruning Ratio Allocation.** To estimate the importance of each layer, we adopt a simple criterion that quantifies how much a layer influences the input-output relationship. Layers that induce greater changes between input and output are considered more important, whereas those with limited impact are deemed less important. Specifically, for a given weight layer  $\mathcal{W}$ , let  $\mathcal{X}_{\mathcal{W}}$  and  $\mathcal{Y}_{\mathcal{W}}$  denote the input and output, respectively. The importance of the layer is then evaluated as follows:

$$\text{Importance}(\mathcal{W}) = \frac{1}{\text{similarity}(\mathcal{X}_{\mathcal{W}}, \mathcal{Y}_{\mathcal{W}})}, \quad \text{where } \text{similarity}(\mathcal{X}_{\mathcal{W}}, \mathcal{Y}_{\mathcal{W}}) = \frac{\mathcal{X}_{\mathcal{W}} \cdot \mathcal{Y}_{\mathcal{W}}}{\|\mathcal{X}_{\mathcal{W}}\|_2 \|\mathcal{Y}_{\mathcal{W}}\|_2}. \quad (7)$$

Inspired by [13], we employ cosine similarity to assess the alignment between input and output representations. Based on the computed importance, we rank all layers, with  $k_i$  denoting the rank of the  $i$ -th layer. The pruning parameter  $N_i$  for each layer is determined as follows:

$$N_i = \left\lfloor N_{\text{high}} - (N_{\text{high}} - N_{\text{low}}) \cdot \frac{k_i - 1}{L - 1} + \frac{1}{2} \right\rfloor, \quad (8)$$

where  $L$  represents the total number of layers in the model.  $N_{\text{high}}$  is the maximum pruning parameter, and  $N_{\text{low}}$  is the minimum pruning parameter. Both are predefined constants. For example, suppose the  $m$ -th layer is the most important with  $k_m = 1$ . It will be assigned  $N_{\text{high}}$ , retaining more elements. In contrast, if the  $n$ -th layer is the least important with  $k_n = L$ , it will be assigned  $N_{\text{low}}$ , preserving the fewest elements. We define the average pruning parameter  $N_{\text{average}}$  as the average of the maximum and minimum pruning parameters, such that  $N_{\text{average}} = (N_{\text{high}} + N_{\text{low}})/2$ .

**Fine-Stage: Selecting Pruning Elements.** Once the pruning ratio  $N/M$  is assigned in the coarse-stage, we proceed to search for the specific pruning elements within each layer. We revisit the impact of pruning on model error. Inspired by OBS [18], we derive the relationship between pruning and error increase under a second-order approximation, and present the corresponding formulation in Theorem 3.1. The full proof is provided in the supplementary material. Since our objective is to minimize the increase in error caused by pruning, we directly adopt the following score to guide element selection:  $s_q = \frac{w_q^2}{[\mathbf{H}^{-1}]_{qq}^2}$ . This criterion is theoretically guaranteed to minimize the error increase introduced by pruning under a second-order approximation. Based on the given  $N:M$  ratio and the corresponding  $s_q$  values, we select the top  $N$  elements with the largest  $s_i$  values from every  $M$  consecutive elements to retain. The other  $M - N$  elements are selected for pruning.

**Theorem 3.1.** *After pruning an element  $w_q$ , the pruning-induced error increase  $\delta\mathcal{L}$  can be approximated by the following expression:*

$$\delta\mathcal{L} = \frac{1}{2} \frac{w_q^2}{[\mathbf{H}^{-1}]_{qq}}, \quad (9)$$

where  $[\mathbf{H}^{-1}]_{qq}$  denotes the  $q$ -th diagonal entry of the inverse Hessian matrix.

### 3.4 PBS<sup>2</sup>P Pipeline

**PBS<sup>2</sup>P Workflow.** As illustrated in Figure 2, the proposed PBS<sup>2</sup>P framework is composed of three key components: Coarse-stage Search, Fine-stage Search, and Stepwise Semi-structured Pruning with Binarization Optimization. The workflow of PBS<sup>2</sup>P is outlined in Algorithm 1. Given a full-precision model  $\mathcal{M}$ , calibration data  $\mathcal{X}$ , and a target average pruning ratio  $\mathcal{TR}$ , the algorithm first performs a coarse-stage search to determine layer-wise pruning ratios based on importance. With the ratios determined, we proceed layer by layer to apply pruning and binarization. For each layer  $l$ , we extract its weight matrix  $\mathcal{W}_l$  and conduct a fine-stage search to generate a semi-structured pruning mask  $\mathbf{M}_p$ . The SPBO procedure is then invoked to progressively prune the weights while optimizing the binarization parameters. This joint optimization reduces the total error introduced by pruning and binarization. The updated weights  $\mathcal{W}_l'$  are written back to the model, and the process repeats for all layers. As pruning and binarization are applied layer-wise, our method has low memory overhead.

---

**Algorithm 1** Pseudocode of PBS<sup>2</sup>P

---

```
1: Inputs: Model  $\mathcal{M}$ , Calibration Data  $\mathcal{X}$ , Target Pruning Ratio  $\mathcal{TR}$ , Optimization Steps  $\tau$ 
2: Output: Binarized and Pruned Model  $\mathcal{M}'$ 
3: procedure PBS2P( $\mathcal{M}, \mathcal{X}, \mathcal{TR}, \tau$ )
4:    $R \leftarrow \text{COARSE\_STAGE\_SEARCH}(\mathcal{M}, \mathcal{X}, \mathcal{TR})$   $\triangleright$  Allocate layer-wise pruning ratios
5:   for each layer  $l$  in model  $\mathcal{M}$  do
6:      $\mathcal{W}_l \leftarrow \text{EXTRACT\_WEIGHTS}(\mathcal{M}, l)$   $\triangleright$  Obtain weights of layer  $l$ 
7:      $r_l \leftarrow R[l]$   $\triangleright$  Get pruning ratio for layer  $l$ 
8:      $\mathbf{M}_p \leftarrow \text{FINE\_STAGE\_SEARCH}(\mathcal{W}_l, \mathcal{X}, r_l)$   $\triangleright$  Generate pruning mask
9:      $\mathcal{W}'_l \leftarrow \text{SPBO}(\mathcal{W}_l, \mathcal{X}, \mathbf{M}_p, \tau)$   $\triangleright$  Stepwise pruning and binarization optimization
10:     $\mathcal{M}' \leftarrow \text{UPDATE\_LAYER}(\mathcal{M}, l, \mathcal{W}'_l)$   $\triangleright$  Write updated weights back to model
11:   end for
12:   return  $\mathcal{M}'$ 
13: end procedure
```

---

**Average Bits.** Following BiLLM [19] and STBLLM [10], we similarly divide weights into salient and non-salient groups, consistent with their design. For salient weights, we adopt a residual binarization strategy, allocating two bits to better preserve their expressiveness, as done in both prior works. For non-salient weights, we apply group-wise quantization. In line with STBLLM [10], we further divide the non-salient weights into three groups using two split points, maintaining the same quantization scheme. The weight parameters and additional hardware overhead are as follows:

$$\begin{cases} N_{\text{param}} = [2 \times r_{\text{salient}} + (1 - r_{\text{salient}})] \times \frac{N}{M}, \\ N_{\text{storing}} = 2 + \frac{1}{b_{\text{size}}}, \end{cases} \quad (10)$$

where  $r_{\text{salient}}$  represents the proportion of salient weights,  $\frac{N}{M}$  denotes the predefined average pruning ratio for the entire model, and  $b_{\text{size}}$  indicates the block size used in OBC [14] compensation, with 2 bits reserved to mark the division between salient and non-salient weights. Our parameter settings and  $\frac{N}{M}$  configuration are identical to our main comparison method STBLLM [10]. Specifically, we adopt the same settings of 4:8, 5:8, and 6:8 sparsity as used in STBLLM [10]. These correspond to average bit-widths of 0.55, 0.70, and 0.80, respectively.

## 4 Experiments

### 4.1 Settings

All experiments are performed using PyTorch [33] and Huggingface [32] on a single NVIDIA A800-80GB GPU. Following the work of [16], [19], and [23], we use 128 samples from the C4 [34] dataset for calibration. Since PBS<sup>2</sup>P is an efficient PTQ framework, it eliminates fine-tuning, enabling completion through a single process combining binarization and pruning.

**Models and Datasets.** We conduct extensive experiments on the LLaMA [38], LLaMA-2 [39], and LLaMA-3 [12] families and the OPT family [48]. To evaluate the effectiveness of PBS<sup>2</sup>P, we measure the perplexity of LLM’s outputs on WikiText2 [29], PTB [28], and C4 [34]. Moreover, we also evaluate the accuracy for 7 zero-shot QA datasets: ARC-c [8], ARC-e [8], BoolQ [7], Hellaswag [46], OBQA [30], RTE [4], and Winogrande [36].

**Baselines.** We mainly compare our PBS<sup>2</sup>P with STBLLM [10], a structural binary PTQ framework designed for compressing LLMs to precisions lower than 1-bit. We compare the results of PBS<sup>2</sup>P with STBLLM under the same  $N:M$  settings (e.g., 4:8, 5:8, 6:8). Previous low-bit methods like ARB-LLM [23], BiLLM [19], GTPQ [16] and vanilla RTN are also selected for comparison.

### 4.2 Main Results

We perform a comprehensive comparison of different LLM families (like LLaMA [12, 38, 39] and OPT [48]) with various model sizes. To keep fairness, We follow STBLLM [10] to report the average bit-width of all methods, where our methods have the same bit-width as STBLLM.

**Results on LLaMA Family.** As shown in Table 1, the models using RTN and GTPQ methods find it hard to maintain model performance at 1-bit precision. BiLLM achieves a satisfactory perplexity

Table 1: Perplexity comparison of RTN, GPTQ [16], BiLLM [19], ARB-LLM [23], STBLLM [10], and PBS<sup>2</sup>P on the LLaMA families. The evaluation results demonstrate the perplexity performance on the Wikitext2 [29] dataset across various model sizes.

Settings			LLaMA-1				LLaMA-2		LLaMA-3
Method	#Block	W-Bits	7B	13B	30B	65B	7B	13B	8B
FP16	-	16	5.68	5.09	4.10	3.53	5.47	4.88	6.14
RTN	-	3	25.54	11.40	14.89	10.59	542.80	10.68	2194.98
GPTQ	128	3	8.63	5.67	4.87	4.17	6.44	5.46	18.68
RTN	-	2	106767.34	57409.93	26704.36	19832.87	17788.94	51145.61	1335816.13
GPTQ	128	2	129.20	20.46	15.29	8.66	52.22	23.63	1480.43
RTN	-	1	168388.00	1412020.25	14681.76	65253.24	157058.34	47902.32	1353698.38
GPTQ	128	1	164471.78	131505.41	10339.15	20986.16	59758.69	22926.54	1121260.50
BiLLM	128	1.11	49.79	14.58	9.90	8.37	32.31	21.35	55.80
ARB-LLM	128	1.11	14.03	10.18	7.75	6.56	16.44	11.85	27.42
STBLLM	128	0.80	15.03	9.66	7.56	6.43	13.06	11.67	33.44
STBLLM	128	0.70	19.48	11.33	9.19	7.91	18.74	13.26	49.12
STBLLM	128	0.55	31.72	17.22	13.43	11.07	27.93	20.57	253.76
PBS <sup>2</sup> P	128	0.80	<b>7.36</b>	<b>6.20</b>	<b>5.21</b>	<b>4.60</b>	<b>7.17</b>	<b>6.27</b>	<b>10.75</b>
PBS <sup>2</sup> P	128	0.70	<b>8.09</b>	<b>6.85</b>	<b>5.78</b>	<b>5.09</b>	<b>8.00</b>	<b>6.89</b>	<b>12.29</b>
PBS <sup>2</sup> P	128	0.55	<b>10.78</b>	<b>9.24</b>	<b>7.19</b>	<b>6.39</b>	<b>10.64</b>	<b>8.68</b>	<b>17.45</b>

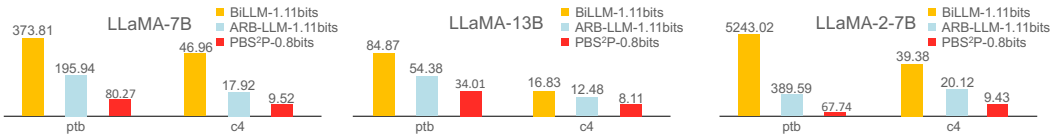


Figure 4: BiLLM [19], ARB-LLM [23], and PBS<sup>2</sup>P performed on the PTB [28] and c4 [34] datasets, mainly on LLaMA-7B, LLaMA-13B, and LLaMA2-7B, and we found that PBS<sup>2</sup>P at 0.8 bits outperforms other methods.

of 1.11 bits but performs worse than ARB-LLM at the same bit-width. At sub-1-bit precision, PBS<sup>2</sup>P surpasses STBLLM and significantly reduces perplexity at the same bit-width across model sizes from 7B to 65B. For instance, PBS<sup>2</sup>P achieves a substantial improvement over STB-LLM on LLaMA-1-7B, with perplexity dropping from 31.72 to 10.78, a reduction of approximately 66.0%, in the extreme case of 4:8 structured binarization, where half of the parameters are pruned.

Furthermore, PBS<sup>2</sup>P, with a precision of 0.8 bits, outperforms both RTN at 3 bits, GPTQ at 2 bits, BiLLM and ARB-LLM at 1.11 bits, and STBLLM at 0.8 bits in terms of perplexity across all model sizes. Those comparisons show that our PBS<sup>2</sup>P achieves a better trade-off between bit precision and performance. It is worth noting that PBS<sup>2</sup>P outperforms GPTQ at 3 bits on LLaMA 1-7B and LLaMA 3-8B. We extend perplexity evaluation to the PTB and C4 datasets. Figure 4 shows the performance of the LLaMA-7B, LLaMA-13B, and LLaMA-2-7B models. PBS<sup>2</sup>P continues to achieve a leading edge in performance while operating at a relatively lower bit-width compared to other methods.

**Results on OPT Family.** We extend our experiments to the OPT family (1.3B to 30B) under sub-1-bit PTQ settings, similar to the setup for LLaMA family. As shown in Table 2, PBS<sup>2</sup>P continues to outperform STBLLM across most of the models and  $N:M$  structured binarization configurations. More results are provided in the supplementary material.

### 4.3 Zero-Shot Results

To provide a more thorough evaluation of binary LLMs, we extend our experiments to 7 zero-shot datasets and test on models from the LLaMA family: LLaMA-1-13B, LLaMA-2-13B, and LLaMA-1-30B. Each model is evaluated across various compression methods, including full-precision, STBLLM (6:8), STBLLM (4:8), PBS<sup>2</sup>P (6:8), and PBS<sup>2</sup>P (4:8). As shown in Table 3, models compressed with PBS<sup>2</sup>P significantly outperform those compressed with STBLLM in terms of average accuracy. Such comparisons demonstrate that PBS<sup>2</sup>P provides a more effective solution for compressing LLMs to less than 1-bit, offering improved trade-offs between accuracy and efficiency. This highlights its strong potential for enabling high-performance, low-bit inference in real-world applications.

Table 2: Perplexity on the OPT family using Wiki2.

Method	Block	W-Bit	1.3B	2.7B	30B
FP16	-	16	14.62	12.47	9.56
RTN	-	2	11272.65	9505.76	1165864.25
GPTQ	128	2	121.64	59.53	13.04
RTN	-	1	17165.72	36516.69	6485.99
GPTQ	128	1	8719.58	11700.13	14083.15
BiLLM	128	1.11	69.05	48.61	13.86
ARB-LLM	128	1.11	26.63	19.84	11.12
STBLLM	128	0.80	29.84	17.02	12.80
STBLLM	128	0.70	33.01	20.82	14.38
STBLLM	128	0.55	45.11	30.34	18.80
PBS <sup>2</sup> P	128	0.80	<b>23.72</b>	<b>18.32</b>	<b>10.50</b>
PBS <sup>2</sup> P	128	0.70	<b>27.10</b>	<b>20.17</b>	<b>10.82</b>
PBS <sup>2</sup> P	128	0.55	<b>44.53</b>	<b>27.42</b>	<b>11.87</b>



Table 3: Accuracies (%) for 7 zero-shot tasks from semi-structured binarized LLaMA-1-13B, LLaMA-2-13B, and LLaMA-1-30B with STBLLM and PBS<sup>2</sup>P.

Models	Method	W-Bits	Winogrande	OBQA	Hellaswag	Boolq	ARC-e	ARC-c	RTE	Average
LLaMA-1-13B	FPI6	16	72.69	33.20	59.91	77.89	77.40	46.42	70.40	63.80
	STBLLM	0.80	65.98	36.20	63.67	65.38	68.86	34.04	56.68	55.83
	STBLLM	0.55	63.06	34.80	52.65	62.48	56.90	28.33	52.71	50.13
	PBS <sup>2</sup> P	0.80	<b>72.77</b>	<b>31.00</b>	<b>54.80</b>	<b>74.71</b>	<b>74.37</b>	<b>42.32</b>	<b>68.23</b>	<b>59.74</b>
	PBS <sup>2</sup> P	0.55	<b>69.30</b>	<b>26.80</b>	<b>46.83</b>	<b>71.56</b>	<b>65.70</b>	<b>32.68</b>	<b>55.96</b>	<b>52.69</b>
LLaMA-2-13B	FPI6	16	72.22	35.20	60.03	80.55	79.42	48.38	65.34	65.00
	STBLLM	0.80	63.93	37.00	57.76	71.53	60.56	31.99	54.15	53.85
	STBLLM	0.55	55.88	29.40	44.03	64.31	48.86	26.54	52.71	45.96
	PBS <sup>2</sup> P	0.80	<b>72.45</b>	<b>31.00</b>	<b>54.43</b>	<b>80.61</b>	<b>74.28</b>	<b>42.75</b>	<b>59.21</b>	<b>59.24</b>
	PBS <sup>2</sup> P	0.55	<b>69.85</b>	<b>27.00</b>	<b>47.75</b>	<b>75.50</b>	<b>69.19</b>	<b>35.58</b>	<b>62.82</b>	<b>55.38</b>
LLaMA-1-30B	FPI6	16	75.77	36.00	63.37	82.69	80.30	52.90	67.15	67.40
	STBLLM	0.80	71.59	41.00	69.85	77.37	71.55	41.30	48.01	60.10
	STBLLM	0.55	64.01	34.60	56.46	63.06	60.86	31.48	51.99	51.78
	PBS <sup>2</sup> P	0.80	<b>75.93</b>	<b>35.00</b>	<b>59.45</b>	<b>82.14</b>	<b>79.29</b>	<b>47.95</b>	<b>63.18</b>	<b>63.28</b>
	PBS <sup>2</sup> P	0.55	<b>72.14</b>	<b>31.20</b>	<b>53.00</b>	<b>79.76</b>	<b>73.99</b>	<b>41.13</b>	<b>69.31</b>	<b>60.08</b>

#### 4.4 Ablation Study

**Ablation for SPBO Strategy.** To validate the effectiveness of our SPBO strategy, we provide the performance of PBS<sup>2</sup>P with and without its application. As shown in Table 4a, the performance of SPBO surpasses that of the vanilla pruning followed by binarization approach. In the vanilla method, pruning is done in a single step, where all elements are pruned simultaneously, and binarization is applied to the remaining elements afterward. This approach makes it difficult to jointly minimize the combined pruning and binarization errors. In contrast, our SPBO strategy progressively couples these two processes, resulting in a clear performance improvement.

**Ablation for Metric in Fine-Stage Search.** The Table 4b presents the performance of different pruning metrics in the fine-stage search. We compare several metrics, including random selection, magnitude-based selection, Wanda, SI, and our Hessian-based metric. Our metric significantly outperforms both random selection and magnitude-based pruning, achieving superior performance compared to Wanda and SI, thereby highlighting the effectiveness of our approach.

**Ablation for Metric in Coarse-Stage Search.** Table 4c shows the performance of the coarse-stage search under three conditions: without the coarse-stage search, using the relative importance (RI) metric from STBLLM, and applying our layer importance (LI) score. The results reveal that using the RI metric causes a performance drop compared to the baseline without coarse-stage search. In contrast, our proposed layer importance (LI) score achieves substantial improvements, validating both the necessity of the coarse-stage search and the superiority of our metric.

**Ablation for Pruning Type.** In Table 4d, we present the impact of different pruning types on the results, comparing structured pruning, unstructured pruning, and semi-structured pruning under the same pruning ratio (50%). We adopt column pruning for the structured case, elementwise magnitude-based pruning for the unstructured case, and 4:8 sparsity for the semi-structured case. Semi-structured pruning strikes an optimal balance: it maintains hardware efficiency while achieving performance close to unstructured pruning and significantly better than structured pruning.

**Ablation for Group Size.** Table 4e presents the results of our ablation study on the group size configuration. It indicates that a smaller group size, meaning finer-grained grouping, leads to better performance. However, this also comes with increased computational and storage costs. To strike a balance between performance and resource efficiency, we select a group size of 128.

**Ablation for Calibration Data Size.** Similar to other PTQ-based methods, our PBS<sup>2</sup>P framework requires only a small calibration set. Table 4f shows the effect of varying calibration size. With the C4 dataset, reducing the sample size to 32 or 64 degrades performance, while increasing to 256 yields minimal additional benefit over 128. These results confirm that PBS<sup>2</sup>P remains robust with just 128 calibration samples.

#### 4.5 Time Analysis

As a binary PTQ framework, PBS<sup>2</sup>P eliminates the need for fine-tuning and retraining. It introduces coarse-to-fine search and stepwise pruning with binarization optimization, which



Table 4: Ablation study on LLaMA-7B, where all PBS<sup>2</sup>P is applied an  $N:M$  sparsity of 4:8. Results are measured by perplexity on the Wikitext2 and C4 datasets. Our results are highlighted in **bold**.

SPBO Strategy	Wikitext2↓	C4↓
✗	14.43	16.76
✓	<b>10.78</b>	<b>13.06</b>

Metric	Random	Magnitude	Wanda	SI	Ours
Wikitext2↓	7,779.28	38.90	10.89	196.61	<b>10.78</b>
C4↓	6,797.09	24.47	13.16	148.85	<b>13.06</b>

Coarse-Stage Search	Metric	Wikitext2↓	C4↓
✗	—	11.55	13.94
✓	RI	14.43	16.76
✓	LI	<b>10.78</b>	<b>13.06</b>

Prune Type	Hardware-friendly	Wikitext2↓	C4↓
Structured	✓	621.16	400.50
Unstructured	✗	8.54	10.95
Semi-Structured	✓	<b>10.78</b>	<b>13.06</b>

Group Size	32	64	128	256	512
Wikitext2↓	9.74	10.24	<b>10.78</b>	11.20	11.91
C4↓	11.75	12.50	<b>13.06</b>	13.68	14.51

Calibration Data Size	32	64	128	256
Wikitext2↓	11.62	11.20	<b>10.78</b>	10.77
C4↓	13.58	13.44	<b>13.06</b>	13.12

moderately increases the overall computation time. As shown in Table 5, BiLLM [19] completes quantization on LLaMA-7B in 45 minutes, while ARB-LLM [23] takes 76 minutes. PPBS<sup>2</sup>P finishes in 111 minutes, with only 2 minutes spent on the coarse-stage search and 109 minutes on the fine-stage search with SPBO. This additional overhead is mainly due to iterative parameter updates in the fine stage. This overhead is acceptable since all computations are carried out offline, imposing no additional latency during inference. With this design, PBS<sup>2</sup>P achieves superior accuracy and highly efficient, practical deployment.

Table 5: Time comparison of different PTQ methods on LLaMA-7B.

Method	Coarse stage	SPBO	Total
BiLLM	—	—	45 min
ARB-LLM	—	—	76 min
PBS <sup>2</sup> P	2 min	109 min	111 min

## 5 Discussion

**Limitations.** While PBS<sup>2</sup>P demonstrates strong performance in both accuracy and model compression, it still faces several limitations. First, we have not yet implemented a custom 1-bit kernel that supports the  $N:M$  sparsity pattern, which limits our ability to accurately evaluate the end-to-end speedup on real hardware platforms. Second, similar to prior binarization methods such as BiLLM [19], ARB-LLM [23], and STBLLM [10], our approach introduces additional bits to differentiate between salient and non-salient weights. Although this selective binarization strategy helps preserve model performance, it also incurs extra storage overhead, which partially offsets the compression and efficiency gains brought by binarization.

**Societal impacts.** Our proposed PBS<sup>2</sup>P method enables the efficient deployment of large language models on resource-constrained devices, promoting broader access to AI technologies in real-world applications such as mobile assistants, edge computing, and low-power systems. At present, we foresee no negative societal impacts arising from this work.

## 6 Conclusion

In this work, we propose Progressive Binarization with Semi-Structured Pruning (PBS<sup>2</sup>P) for LLM compression. Central to our approach is SPBO, a stepwise semi-structured pruning strategy with binarization optimization, which prunes a subset of elements at each step while jointly optimizing the binarized parameters. SPBO effectively mitigates the combined error from pruning and binarization. Additionally, we introduce a Coarse-to-Fine Search (CFS) strategy to enhance pruning element selection, further improving compression efficiency. Extensive experiments demonstrate that PBS<sup>2</sup>P outperforms SOTA binary PTQ methods, delivering superior accuracy across various LLM families and evaluation metrics. Our method provides an effective solution for deploying LLMs on resource-constrained devices while maintaining high performance, and offers a novel perspective on combining compression techniques for extreme LLM compression.

## References

- [1] Yongqi An, Xu Zhao, Tao Yu, Ming Tang, and Jinqiao Wang. Fluctuation-based adaptive structured pruning for large language models. In *AAAI*, 2024.
- [2] Saleh Ashkboos, Maximilian L Croci, Marcelo Gennari do Nascimento, Torsten Hoefer, and James Hensman. Slicept: Compress large language models by deleting rows and columns. In *ICLR*, 2024.
- [3] Thomas Blumensath and Mike E Davies. Iterative thresholding for sparse approximations. *Journal of Fourier analysis and Applications*, 14:629–654, 2008.
- [4] Tuhin Chakrabarty, Debanjan Ghosh, Adam Poliak, and Smaranda Muresan. Figurative language in recognizing textual entailment. *arXiv preprint arXiv:2106.01195*, 2021.
- [5] Jerry Chee, Yaohui Cai, Volodymyr Kuleshov, and Christopher M De Sa. Quip: 2-bit quantization of large language models with guarantees. In *NeurIPS*, 2024.
- [6] Hong Chen, Chengtao Lv, Liang Ding, Haotong Qin, Xiabin Zhou, Yifu Ding, Xuebo Liu, Min Zhang, Jinyang Guo, Xianglong Liu, et al. Db-llm: Accurate dual-binarization for efficient llms. *arXiv preprint arXiv:2402.11960*, 2024.
- [7] Christopher Clark, Kenton Lee, Ming-Wei Chang, Tom Kwiatkowski, Michael Collins, and Kristina Toutanova. Boolq: Exploring the surprising difficulty of natural yes/no questions. In *NAACL*, 2019.
- [8] Peter Clark, Isaac Cowhey, Oren Etzioni, Tushar Khot, Ashish Sabharwal, Carissa Schoenick, and Oyvind Tafjord. Think you have solved question answering? try arc, the ai2 reasoning challenge. *arXiv preprint arXiv:1803.05457*, 2018.
- [9] Peijie Dong, Lujun Li, Zhenheng Tang, Xiang Liu, Xinglin Pan, Qiang Wang, and Xiaowen Chu. Pruner-zero: Evolving symbolic pruning metric from scratch for large language models. In *ICML*, 2024.
- [10] Peijie Dong, Lujun Li, Yuedong Zhong, Dayou Du, Ruibo Fan, Yuhan Chen, Zhenheng Tang, Qiang Wang, Wei Xue, Yike Guo, et al. Stblm: Breaking the 1-bit barrier with structured binary llms. In *ICLR*, 2025.
- [11] Dayou Du, Yijia Zhang, Shijie Cao, Jiaqi Guo, Ting Cao, Xiaowen Chu, and Ningyi Xu. Bitdistiller: Unleashing the potential of sub-4-bit llms via self-distillation. In *ACL*, 2024.
- [12] Abhimanyu Dubey, Abhinav Jauhri, Abhinav Pandey, Abhishek Kadian, Ahmad Al-Dahle, Aiesha Letman, Akhil Mathur, Alan Schelten, Amy Yang, Angela Fan, et al. The llama 3 herd of models. *arXiv preprint arXiv:2407.21783*, 2024.
- [13] Razvan-Gabriel Dumitru, Paul-Ioan Clotan, Vikas Yadav, Darius Peteleaza, and Mihai Surdeanu. Change is the only constant: Dynamic llm slicing based on layer redundancy. *arXiv preprint arXiv:2411.03513*, 2024.
- [14] Elias Frantar and Dan Alistarh. Optimal brain compression: A framework for accurate post-training quantization and pruning. In *NeurIPS*, 2022.
- [15] Elias Frantar and Dan Alistarh. Sparsegpt: Massive language models can be accurately pruned in one-shot. In *ICML*, 2023.
- [16] Elias Frantar, Saleh Ashkboos, Torsten Hoefer, and Dan Alistarh. Gptq: Accurate post-training quantization for generative pre-trained transformers. In *ICLR*, 2023.
- [17] Yuxian Gu, Li Dong, Furu Wei, and Minlie Huang. Knowledge distillation of large language models. In *ICLR*, 2024.
- [18] Babak Hassibi, David G Stork, and Gregory J Wolff. Optimal brain surgeon and general network pruning. In *IEEE international conference on neural networks*, pages 293–299. IEEE, 1993.
- [19] Wei Huang, Yangdong Liu, Haotong Qin, Ying Li, Shiming Zhang, Xianglong Liu, Michele Magno, and Xiaojuan Qi. Billm: Pushing the limit of post-training quantization for llms. In *ICML*, 2024.
- [20] Dongwon Jo, Taesu Kim, Yulhwa Kim, and Jae-Joon Kim. Mixture of scales: Memory-efficient token-adaptive binarization for large language models. In *NeurIPS*, 2024.
- [21] Yann LeCun, John Denker, and Sara Solla. Optimal brain damage. In *NeurIPS*, 1989.

- [22] Yuhang Li, Ruihao Gong, Xu Tan, Yang Yang, Peng Hu, Qi Zhang, Fengwei Yu, Wei Wang, and Shi Gu. Brecq: Pushing the limit of post-training quantization by block reconstruction. In *ICLR*, 2021.
- [23] Zhiteng Li, Xianglong Yan, Tianao Zhang, Haotong Qin, Dong Xie, Jiang Tian, Linghe Kong, Yulun Zhang, Xiaokang Yang, et al. Arb-llm: Alternating refined binarizations for large language models. In *ICLR*, 2025.
- [24] Ji Lin, Jiaming Tang, Haotian Tang, Shang Yang, Wei-Ming Chen, Wei-Chen Wang, Guangxuan Xiao, Xingyu Dang, Chuang Gan, and Song Han. Awq: Activation-aware weight quantization for on-device llm compression and acceleration. In *MLSys*, 2024.
- [25] Zechun Liu, Barlas Oguz, Changsheng Zhao, Ernie Chang, Pierre Stock, Yashar Mehdad, Yangyang Shi, Raghuraman Krishnamoorthi, and Vikas Chandra. Llm-qat: Data-free quantization aware training for large language models. In *ACL*, 2024.
- [26] Zechun Liu, Baoyuan Wu, Wenhan Luo, Xin Yang, Wei Liu, and Kwang-Ting Cheng. Bi-real net: Enhancing the performance of 1-bit cnns with improved representational capability and advanced training algorithm. In *ECCV*, 2018.
- [27] Xinyin Ma, Gongfan Fang, and Xinchao Wang. Llm-pruner: On the structural pruning of large language models. In *NeurIPS*, 2023.
- [28] Mitch Marcus, Grace Kim, Mary Ann Marcinkiewicz, Robert MacIntyre, Ann Bies, Mark Ferguson, Karen Katz, and Britta Schasberger. The penn treebank: Annotating predicate argument structure. In *HLT*, 1994.
- [29] Stephen Merity, Caiming Xiong, James Bradbury, and Richard Socher. Pointer sentinel mixture models. In *ICLR*, 2017.
- [30] Todor Mihaylov, Peter Clark, Tushar Khot, and Ashish Sabharwal. Can a suit of armor conduct electricity? a new dataset for open book question answering. In *EMNLP*, 2018.
- [31] Nvidia. Nvidia a100 tensor core gpu architecture, 2020.
- [32] A Paszke, S Gross, F Massa, A Lerer, JP Bradbury, G Chanan, T Killeen, Z Lin, N Gimselshein, L Antiga, et al. An imperative style, high-performance deep learning library. In *NeurIPS*, 2019.
- [33] Adam Paszke, Sam Gross, Francisco Massa, Adam Lerer, James Bradbury, Gregory Chanan, Trevor Killeen, Zeming Lin, Natalia Gimselshein, Luca Antiga, et al. Pytorch: An imperative style, high-performance deep learning library. In *NeurIPS*, 2019.
- [34] Colin Raffel, Noam Shazeer, Adam Roberts, Katherine Lee, Sharan Narang, Michael Matena, Yanqi Zhou, Wei Li, and Peter J Liu. Exploring the limits of transfer learning with a unified text-to-text transformer. *JMLR*, 2020.
- [35] Mohammad Rastegari, Vicente Ordonez, Joseph Redmon, and Ali Farhadi. Xnor-net: Imagenet classification using binary convolutional neural networks. In *ECCV*, 2016.
- [36] Keisuke Sakaguchi, Ronan Le Bras, Chandra Bhagavatula, and Yejin Choi. Winogrande: An adversarial winograd schema challenge at scale. In *AAAI*, 2020.
- [37] Mingjie Sun, Zhuang Liu, Anna Bair, and J Zico Kolter. A simple and effective pruning approach for large language models. In *ICLR*, 2024.
- [38] Hugo Touvron, Thibaut Lavril, Gautier Izacard, Xavier Martinet, Marie-Anne Lachaux, Timothée Lacroix, Baptiste Rozière, Naman Goyal, Eric Hambro, Faisal Azhar, et al. Llama: Open and efficient foundation language models. *arXiv preprint arXiv:2302.13971*, 2023.
- [39] Hugo Touvron, Louis Martin, Kevin Stone, Peter Albert, Amjad Almahairi, Yasmine Babaei, Nikolay Bashlykov, Soumya Batra, Prajjwal Bhargava, Shruti Bhosale, et al. Llama 2: Open foundation and fine-tuned chat models. *arXiv preprint arXiv:2307.09288*, 2023.
- [40] A Vaswani. Attention is all you need. In *NeurIPS*, 2017.
- [41] Hongyu Wang, Shuming Ma, Li Dong, Shaohan Huang, Huaijie Wang, Lingxiao Ma, Fan Yang, Ruiping Wang, Yi Wu, and Furu Wei. Bitnet: Scaling 1-bit transformers for large language models. *arXiv preprint arXiv:2310.11453*, 2023.
- [42] Mengzhou Xia, Tianyu Gao, Zhiyuan Zeng, and Danqi Chen. Sheared llama: Accelerating language model pre-training via structured pruning. In *ICLR*, 2024.

- [43] Yuzhuang Xu, Xu Han, Zonghan Yang, Shuo Wang, Qingfu Zhu, Zhiyuan Liu, Weidong Liu, and Wanxiang Che. Onebit: Towards extremely low-bit large language models. In *NeurIPS*, 2024.
- [44] Zhewei Yao, Reza Yazdani Aminabadi, Minjia Zhang, Xiaoxia Wu, Conglong Li, and Yuxiong He. Zeroquant: Efficient and affordable post-training quantization for large-scale transformers. In *NeurIPS*, 2022.
- [45] Zhihang Yuan, Yuzhang Shang, Yue Song, Qiang Wu, Yan Yan, and Guangyu Sun. Asvd: Activation-aware singular value decomposition for compressing large language models. *arXiv preprint arXiv:2312.05821*, 2023.
- [46] Rowan Zellers, Ari Holtzman, Yonatan Bisk, Ali Farhadi, and Yejin Choi. Hellaswag: Can a machine really finish your sentence? In *ACL*, 2019.
- [47] Mingyang Zhang, Hao Chen, Chunhua Shen, Zhen Yang, Linlin Ou, Xinyi Yu, and Bohan Zhuang. Loraprune: Pruning meets low-rank parameter-efficient fine-tuning. In *ACL*, 2024.
- [48] Susan Zhang, Stephen Roller, Naman Goyal, Mikel Artetxe, Moya Chen, Shuohui Chen, Christopher Dewan, Mona Diab, Xian Li, Xi Victoria Lin, et al. Opt: Open pre-trained transformer language models. *arXiv preprint arXiv:2205.01068*, 2022.
- [49] Qihuang Zhong, Liang Ding, Li Shen, Juhua Liu, Bo Du, and Dacheng Tao. Revisiting knowledge distillation for autoregressive language models. In *ACL*, 2024.