

Addressing Delayed Feedback in Conversion Rate Prediction via Influence Functions

Chenlu Ding
dingchenlu200103@gmail.com
University of Science and Technology
of China
Hefei, China

Jiancan Wu
wujcan@gmail.com
University of Science and Technology
of China
Hefei, China

Yancheng Yuan
yancheng.yuan@polyu.edu.hk
The Hong Kong Polytechnic
University
Hong Kong, China

Junfeng Fang
fangjf1997@gmail.com
National University of Singapore
Singapore

Cunchun Li
lcc17@mail.ustc.edu.cn
University of Science and Technology
of China
Hefei, China

Xiang Wang
xiangwang1223@gmail.com
University of Science and Technology
of China
Hefei, China

Xiangnan He
xiangnanhe@gmail.com
University of Science and Technology
of China
Hefei, China

Abstract

In the realm of online digital advertising, conversion rate (CVR) prediction plays a pivotal role in maximizing revenue under cost-per-conversion (CPA) models, where advertisers are charged only when users complete specific actions, such as making a purchase. A major challenge in CVR prediction lies in the delayed feedback problem—conversions may occur hours or even weeks after initial user interactions. This delay complicates model training, as recent data may be incomplete, leading to biases and diminished performance. Although existing methods attempt to address this issue, they often fall short in adapting to evolving user behaviors and depend on auxiliary models, which introduces computational inefficiencies and the risk of model inconsistency. In this work, we propose an Influence Function-empowered framework for Delayed Feedback Modeling (IF-DFM). IF-DFM leverages influence functions to estimate how newly acquired and delayed conversion data impact model parameters, enabling efficient parameter updates without the need for full retraining. Additionally, we present a scalable algorithm that efficiently computes parameter updates by reframing the inverse Hessian-vector product as an optimization problem, striking a balance between computational efficiency and effectiveness. Extensive experiments on benchmark datasets demonstrate that IF-DFM consistently surpasses state-of-the-art methods, significantly enhancing both prediction accuracy and model adaptability.

CCS Concepts

• **Information systems** → **Information retrieval**; **Computational advertising**.

Keywords

Online Advertising; CVR Prediction; Influence Function; Delayed Feedback

1 Introduction

In online digital advertising, predicting conversion rate (CVR) is crucial for maximizing revenue under the cost-per-conversion (CPA) model [25, 31, 32], where advertisers pay only after users complete predefined actions, such as purchases. However, unlike user clicks that typically happen within minutes of ad impressions, conversions can occur hours to weeks after a user clicks an ad, highlighting the *delayed feedback issue* [3, 24, 44] in CVR modeling. To address this, online platforms commonly set a time window to await the conversion signal and periodically update the prediction model [9]. In this context, clicks resulting in conversions within this window are labeled as positive samples, while those not leading to conversions, or where the conversion delay surpasses the window, are considered as negative [17, 24, 26]. Consequently, such a delay in conversions introduces a trade-off between label correctness and model freshness.

Many efforts have been made to mitigate the delayed feedback issue in CVR, which can be roughly categorized into offline and online approaches. Offline methods [36, 46, 47] rely on historical data to train models, usually with an extra component to model the distribution of the delay time [3] or adjust for the correct labels [42]. They generally work under the i.i.d assumption that future data distributions will remain consistent with historical patterns. On the other hand, online methods [5, 13, 26] attempt to update the model by ingesting newly observed data and correcting labels in near

Permission to make digital or hard copies of all or part of this work for personal or classroom use is granted without fee provided that copies are not made or distributed for profit or commercial advantage and that copies bear this notice and the full citation on the first page. Copyrights for components of this work owned by others than the author(s) must be honored. Abstracting with credit is permitted. To copy otherwise, or republish, to post on servers or to redistribute to lists, requires prior specific permission and/or a fee. Request permissions from permissions@acm.org.
Conference acronym 'XX, Woodstock, NY

© 2018 Copyright held by the owner/author(s). Publication rights licensed to ACM.
ACM ISBN 978-1-4503-XXXX-X/18/06
<https://doi.org/XXXXXXX.XXXXXXX>

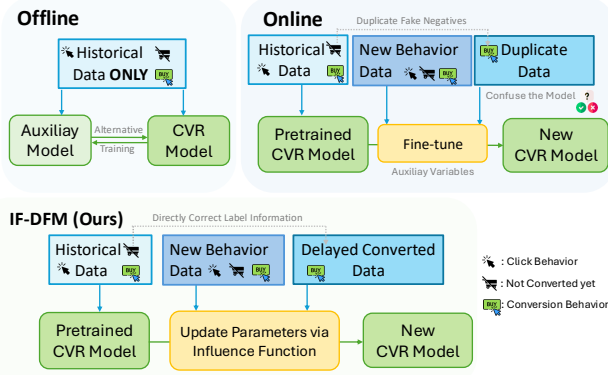


Figure 1: The framework of offline CVR methods, online CVR methods, and IF-DFM.

real-time or waiting short intervals. Such updates are conducted on the duplicated data with corrected labels [44] or using a surrogate loss, to approach the oracle model [9, 24]. The framework of offline CVR methods, online CVR methods can be found in Figure 1.

Despite effectiveness, current approaches suffer from two significant limitations:

- **Inadequate Adaptation to Evolving User Interest.** The dynamic nature of user interests challenges the assumption of an unchanged data distribution, which may not hold in environments characterized by evolving user behavior [9]. Offline methods, operating under the i.i.d assumption, struggle to capture users’ emerging behaviors and preference shifts. Online methods, while adapting more swiftly by incorporating new data, often suffer from sample reduplication during the label correction process, which can lead to model confusion and hinder the effective integration of accurate label information.
- **Reliance on Auxiliary Models.** The mainstream approaches typically incorporate auxiliary components to estimate potential label reversals for observed negatives or to model the probabilities of fake negatives as latent variables. However, developing these additional components can be as complex as constructing the primary CVR model. Moreover, their effectiveness are limited by the quality and quantity of historical data. This dependency may result in computational inefficiencies and add additional complexities to the CVR prediction task.

In this work, we explore a new paradigm for mitigating the delayed feedback issue, which can naturally adapt to new data without requiring auxiliary models. Although retraining models from scratch with correctly labeled data is intuitive, it becomes prohibitively resource-intensive, particularly in large-scale CVR scenarios. To overcome this, we propose to leverage the influence function, a concept rooted in robust statistics but drawing increasing attention in machine learning [23]. The basic idea of the influence function is to estimate parameter changes induced by modifications to a sample (e.g., removing a sample [49] or editing its feature [43]) by up-weighting the individual loss *w.r.t.* the target sample, resulting in the formulation of inverse Hessian-vector-products. Conceptually, incorporating the influence function to mitigate the delayed feedback problem offers a notable benefit: it allows for the direct modification of model parameters based on the estimated impact of newly injected data.

However, given the significant computational and space complexities of inverting the Hessian matrix, integrating the influence function also presents its unique challenge: How to efficiently get model parameter changes for CVR tasks? In most cases, CVR tasks have much larger datasets and model sizes compared to traditional tasks using the influence function.

In this paper, we introduce an influence function-empowered framework for delayed feedback modeling (IF-DFM). At its core is to leverage the influence function to estimate the impact of newly injected data and directly modify model parameters without retraining. Specifically, for a deployed CVR model, IF-DFM utilizes the influence function to calculate the parameter changes induced by transitioning from mislabeled samples to their correct counterparts. This correction is performed by removing the sample with the incorrect label and adding its correct version, thus avoiding sample duplication and eliminating the need for auxiliary models. Importantly, IF-DFM also supports the incorporation of newly arrived behavioral data (e.g., clicks occurred post-deployment), allowing the model to adapt to the latest user interactions. This effectively updates the model parameters to capture current user preferences, thus improving the prediction accuracy. To mitigate the computational cost, we propose a novel strategy that accelerates the calculation of parameter changes by reformulating the inverse Hessian-vector-product computation as a finite-sum quadratic programming problem. This enables us to solve it using efficient stochastic optimization algorithms, such as stochastic gradient descent (SGD) [35] and its variants [10, 21], eliminating the need for full-batch gradient computations. We conduct extensive experiments on two benchmark datasets, demonstrating the superiority of the proposed method. Our main contributions can be summarized as follows:

- We propose a novel paradigm IF-DFM for mitigating the delayed feedback problem. It utilizes the influence function to estimate the impact of fake label correction and new behavior data integration, and directly modify model parameters without retraining.
- We propose to compute the influence function by formulating the inverse Hessian-vector-product calculation as an optimization problem, achieving a balance between computational efficiency and effectiveness.
- Extensive experiments on benchmark datasets demonstrate the superiority of IF-DFM.

2 Preliminaries

2.1 Problem Formulation

The fundamental task of CVR prediction is to estimate the rate of conversion from the user clicks into purchases, based on historical data. Throughout this paper, we represent the i -th training sample as $z_i = (x_i, y_i^O)$, where x_i encompasses the features, y_i^O is the observed label. Furthermore, in CVR prediction, each sample is also associated with a true label y_i^T , which is inaccessible within the training dataset. The feature set x_i typically comprises temporal components — click timestamp c_i , payment timestamp p_i , and the elapsed time e_i from the click to a model-training-start timestamp T — along with user/item characteristics. Here, the default value of p_i is -1 if no conversion has occurred before T . The training set accumulated up to T can be described as $\mathcal{Z} = \{z_i | i = 1, 2, \dots, n\}$, where n is the sample size. Due to the delayed feedback issue, where

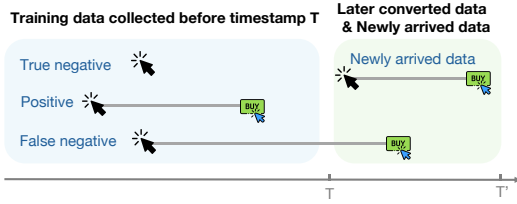


Figure 2: An illustration of the delayed feedback problem in CVR tasks.

the ground truth y_i^T is absent, the training process could be misled by fake negative samples. The relationship between the sample label and the timeline can be found in Figure 2. Specifically, if the conversion happens before T (i.e., $p_i < T$), the sample is labeled as $y_i^O = 1$ and $y_i^O = y_i^T$, indicating a true positive; In contrast, if the conversion is unobserved (i.e., $p_i > T$), the sample is labeled as $y_i^O = 0$, which may not reflect y_i^T , creating a ‘fake negative’ – a delayed conversion might happen later. That is, the delayed feedback is only caused by the fake negative issue, implying that only negative samples may turn into positive samples after T . The CVR model trained with such data will be evaluated at timestamp T' , using only the test samples with their true labels.

2.2 Vanilla and Retrain Versions of Loss

The CVR model, $f(x, \theta)$ parameterized by θ , operates as a binary classifier, predicting whether a click action x will result in a conversion. Training such models typically employs binary cross-entropy loss [9, 42]. We first describe its **Vanilla** version [3, 46], wherein all observed non-converting instances are considered negatives:

$$\mathcal{L}_V(\theta) = \frac{1}{n} \sum_{i=1}^n \mathcal{L}_{BCE}(z_i, \theta), \quad (1)$$

where for any sample $z = (x, y)$ and model parameter θ ,

$$\mathcal{L}_{BCE}(z, \theta) = -[y \log f(x, \theta) + (1 - y) \log (1 - f(x, \theta))]$$

is the commonly used binary cross-entropy loss.

The vanilla version calculates loss over the observed labels without label adjustments, thereby serving as the lower bound of CVR prediction performance. Conversely, the **Oracle** version, which presumes access to the true labels y_i^T , represents the upper performance bound. Let $z_i^T = (x_i, y_i^T)$. The oracle loss is defined as:

$$\mathcal{L}_O(\theta) = \frac{1}{n} \sum_{i=1}^n \mathcal{L}_{BCE}(z_i^T, \theta). \quad (2)$$

In fact, many conversions occur long after the testing phase, making it unrealistic to assume that the true labels of all are known during testing. Based on this, we propose a practically achievable **Retrain** version, and the loss function is as follows:

$$\mathcal{L}_R(\theta) = \frac{1}{n} \sum_{i=1}^n \mathcal{L}_{BCE}(\tilde{z}_i, \theta), \quad (3)$$

where $\tilde{z}_i = (x_i, \tilde{y}_i)$ and \tilde{y}_i is defined as:

$$\tilde{y}_i = \begin{cases} y_i^O & \text{the sample was not converted before testing,} \\ y_i^T & \text{the sample converted before testing.} \end{cases}$$

In other words, the retrain loss has access to all true conversions that happened up to the testing time, which is the best possible practical retrain model.

2.3 Influence Function

Influence function [18], which is a classical tool in robust statistics for measuring the changes of the model parameters to small changes in the weights of training samples, has been recently introduced in the machine learning community for understanding black-box predictions and beyond [23]. Given a training data set $\mathcal{Z} = \{z_1, z_2, \dots, z_n\}$, we consider the following empirical risk minimization problem:

$$\hat{\theta} \in \arg \min_{\theta} R(\theta) := \frac{1}{n} \sum_{i=1}^n \mathcal{L}(z_i, \theta), \quad (4)$$

where $\mathcal{L}(\cdot, \theta)$ is the loss function (e.g., Equations (1) (2)), θ is the model parameter.

We are interested in estimating the model parameter change $\Delta\theta(\epsilon) = \hat{\theta}_{new}(\epsilon) - \hat{\theta}$ if some training sample z_j is slightly reweighted by ϵ , where

$$\hat{\theta}_{new}(\epsilon) \in \arg \min_{\theta} \hat{\mathcal{L}}(z_j; \theta, \epsilon) = R(\theta) + \epsilon \mathcal{L}(z_j, \theta). \quad (5)$$

When $\epsilon \approx 0$, the influence function provides an elegant tool for estimating $\Delta\theta(\epsilon)$ without solving (5) as

$$\Delta\theta(\epsilon) \approx -\epsilon H_{\hat{\theta}}^{-1} \nabla_{\theta} \mathcal{L}(z_j, \hat{\theta}) \text{ and } \left. \frac{d\Delta\theta(\epsilon)}{d\epsilon} \right|_{\epsilon=0} = -H_{\hat{\theta}}^{-1} \nabla_{\theta} \mathcal{L}(z_j, \hat{\theta}), \quad (6)$$

where $H_{\hat{\theta}} = \nabla_{\theta}^2 R(\hat{\theta})$ is the Hessian matrix of $R(\cdot)$ at $\theta = \hat{\theta}$. A detailed derivation of the expression in (6) can be found in [23].

The key for applying the influence function to estimate $\Delta\theta$ is to calculate the right-hand side of (6) accurately and efficiently, which is challenging in real applications with an extremely high-dimensional model parameter θ and a huge number of data. As one of the key contributions of this paper, we will design a novel stochastic algorithm to address this computational challenge and release the power of the influence function in real applications.

3 Method

The CVR prediction with delayed feedback problem urgently requires addressing the challenges from label reversal and new data integration over time. Although retraining the model provides a straightforward solution, the high computational cost and low retraining frequency make it impractical to meet the requirements in real applications. In this paper, we propose a novel IF-DFM paradigm that can address the challenges in a unified manner without retraining. We further propose a new stochastic algorithm to address the computational challenges in the influence function evaluation.

3.1 IF-DFM

Our core idea to model both label reversal and new data integration as data perturbations and the huge scale training data involved in the CVR prediction problem make the influence function a natural and elegant tool for estimating the changes of model parameters

without retraining the model. Next, we present our IF-DFM paradigm in detail.

3.1.1 Label Reversal. The delay between conversion behavior and click behavior is common in CVR prediction problems, where the label reversal may happen for some fake negative samples after the training phase. The label reversal phenomenon thus can be naturally modeled as the data perturbation. More specifically, if the label reversal happens for a training sample z_i , it is equivalent to perturb z_i to $z_i^\delta = (x_i, y_i^O + \delta)$. Since the observed positive samples are with accurate labels, the perturbation $\delta = 1$ for the CVR prediction problem. Without loss of generality, we consider the case where the label reversal happens for a training sample z_i . We are interested in the perturbed empirical risk minimization problem by reweighting the perturbed training sample z_i :

$$\hat{\theta}_\delta(\epsilon) \in \arg \min_{\theta} \left(\mathcal{L}_V(\theta) + \epsilon \mathcal{L}_{BCE}(z_i^\delta, \theta) - \epsilon \mathcal{L}_{BCE}(z_i, \theta) \right). \quad (7)$$

Note that the right-hand side of (7) coincides with the retrain loss (3) if we take $\epsilon = 1/n$. When $\epsilon \approx 0$ (which is true if $\epsilon = 1/n$ and n is sufficiently large), following the derivation of influence function (e.g., see [23]), we can obtain that

$$\left. \frac{d\hat{\theta}_\delta}{d\epsilon} \right|_{\epsilon=0} = - \left(\nabla_{\theta}^2 \mathcal{L}_V(\hat{\theta}) \right)^{-1} \left(\nabla_{\theta} \mathcal{L}_{BCE}(z_i^\delta, \hat{\theta}) - \nabla_{\theta} \mathcal{L}_{BCE}(z_i, \hat{\theta}) \right), \quad (8)$$

where $\hat{\theta}$ is a minimizer of (1) (which is available if the Vanilla model is trained).

Therefore, after aggregating the gradients of all label-reversed samples, we can estimate the changes of the model parameter from (8) by taking $\epsilon = 1/n$ as

$$\Delta\theta_{delay} \approx \frac{1}{n} \left(\nabla_{\theta}^2 \mathcal{L}_V(\hat{\theta}) \right)^{-1} \left(\sum_{j \in J} \nabla_{\theta} \mathcal{L}_{BCE}(z_j, \hat{\theta}) - \sum_{j \in J} \nabla_{\theta} \mathcal{L}_{BCE}(z_j^\delta, \hat{\theta}) \right), \quad (9)$$

where J is the index set of samples that clicked before T and converted during the $[T, T']$ interval (i.e., samples with label reversal).

3.1.2 Newly Arrived Behavioral Data Integration. Conventionally, the influence function focuses on how model parameters or test sample loss change when a sample is deleted or modified. In our proposed IF-DFM paradigm, we also handle the new data integration for those behavioral data arriving during the $[T, T']$ time interval. To achieve this goal, without loss of generality, we consider the following new perturbed loss function for a new sample $z = (x, y)$ and $0 \leq \epsilon < 1$:

$$\hat{\theta}_z(\epsilon) \in \arg \min_{\theta} \left((1 - \epsilon) \mathcal{L}_V(\theta) + \epsilon \mathcal{L}_{BCE}(z, \theta) \right). \quad (10)$$

Note that we can recover the retrain loss for integrating the additional new sample z by taking $\epsilon = 1/(n + 1)$.

By careful calculations (which can be found in Appendix A), we can find an approximation to $\Delta_{z,\epsilon} = \hat{\theta}_z(\epsilon) - \hat{\theta}$ for sufficiently small $\epsilon > 0$ as

$$\Delta_{z,\epsilon} \approx - \frac{\epsilon}{1 - \epsilon} \left(\nabla_{\theta}^2 \mathcal{L}_V(\hat{\theta}) \right)^{-1} \nabla_{\theta} \mathcal{L}_{BCE}(z, \hat{\theta}). \quad (11)$$

Therefore, for sufficiently large n , we obtain an approximation to the change of model parameter for integrating the new data sample

z as

$$\Delta\theta_{add} = \hat{\theta}_z \left(\frac{1}{n+1} \right) - \hat{\theta} \approx - \frac{1}{n} \left(\nabla_{\theta}^2 \mathcal{L}_V(\hat{\theta}) \right)^{-1} \nabla_{\theta} \mathcal{L}_{BCE}(z, \hat{\theta}). \quad (12)$$

Considering both the label reversed data and the newly arrived data, the equation for the total parameter change can be given as

$$\Delta\theta_{total} = \Delta\theta_{delay} + \Delta\theta_{add}. \quad (13)$$

More specifically, we need to estimate

$$\Delta\theta_{total} \approx \left(\nabla_{\theta}^2 \mathcal{L}_V(\hat{\theta}) \right)^{-1} \left(\frac{1}{n} \sum_{j \in J} \nabla_{\theta} \mathcal{L}_V(z_j, \hat{\theta}) - \frac{1}{n} \sum_{j \in J} \nabla_{\theta} \mathcal{L}_V(z_j^\delta, \hat{\theta}) - \frac{1}{n} \sum_{k \in K} \nabla_{\theta} \mathcal{L}_V(z_k, \hat{\theta}) \right), \quad (14)$$

where J and K are the index sets for the label reversed data samples and newly arrived data samples, respectively.

Addressing problem (14) poses significant computational challenges. When the Hessian matrix $\nabla_{\theta}^2 \mathcal{L}_V(\hat{\theta})$ is positive definite, we can apply the conjugate gradient (CG) method to estimate $\Delta\theta_{total}$, where only Hessian-vector products are required. For $\theta \in \mathbb{R}^p$ (where p is usually huge in applications), the CG method requires at most p iterations to calculate the right-hand side of (14) and it usually requires much fewer iterations to obtain an approximate solution if the condition number of $\nabla_{\theta}^2 \mathcal{L}_V(\hat{\theta})$ is close to 1 [33]. However, the CG method typically requires full-batch gradient and Hessian matrix computations, making it impractical for large-scale datasets. To address the computational challenges of the CG method, an approximation of $\left(\nabla_{\theta}^2 \mathcal{L}_V(\hat{\theta}) \right)^{-1}$ via its truncated power series has been widely used to estimate $\Delta\theta_{total}$ [23]. However, its accuracy is often compromised. Finding a more precise and efficient solution for (14) remains a challenge. Next, we will address this challenge by designing an efficient and scalable stochastic algorithm.

3.2 An Efficient and Scalable Method for Calculating $\Delta\theta_{total}$

In this section, we will address the computational challenges for calculating $\Delta\theta_{total}$. Our core idea is to compute $\Delta\theta_{total}$ by converting (14) into an equivalent finite-sum optimization problem. Consequently, we can apply popular scalable algorithms, such as the stochastic gradient descent [35] and its variants [10, 20, 21], to calculate $\Delta\theta_{total}$ efficiently. The definition of $\Delta\theta_{total}$ implies that it is a solution to the linear system

$$\nabla_{\theta}^2 \mathcal{L}_V(\hat{\theta}) \Delta = b \quad (15)$$

with

$$b = \frac{1}{n} \sum_{j \in J} \nabla_{\theta} \mathcal{L}_V(z_j, \hat{\theta}) - \frac{1}{n} \sum_{j \in J} \nabla_{\theta} \mathcal{L}_V(z_j^\delta, \hat{\theta}) - \frac{1}{n} \sum_{k \in K} \nabla_{\theta} \mathcal{L}_V(z_k, \hat{\theta}). \quad (16)$$

Since $\hat{\theta}$ is a minimizer of (1), which must satisfy the second-order necessary optimality condition [33]. In other words, the matrix $\nabla_{\theta}^2 \mathcal{L}_V(\hat{\theta})$ is symmetric and positive semidefinite. Therefore, $\Delta\theta_{total}$ is a minimizer of the following convex quadratic optimization problem:

$$\min_{\Delta} F(\Delta) := \frac{1}{2} \Delta^\top \nabla_{\theta}^2 \mathcal{L}_V(\hat{\theta}) \Delta - \langle b, \Delta \rangle. \quad (17)$$

It follows from the finite-sum structure of \mathcal{L}_V that

$$F(\Delta) = \frac{1}{n} \sum_{i=1}^n f_i(\Delta), \quad (18)$$

where

$$f_i(\Delta) = \frac{1}{2} \Delta^\top \nabla_{\theta}^2 \mathcal{L}_{BCE}(z_i, \hat{\theta}) \Delta + \langle b, \Delta \rangle. \quad (19)$$

Therefore, we have converted the calculation of $\Delta\theta_{total}$ equivalently to minimizing an optimization problem with a finite-sum objective function. Note that the function value and the gradient of f_i can be efficiently evaluated via the built-in auto-differentiation and the Hessian vector product modules implemented by popular frameworks, such as PyTorch. Consequently, we can apply efficient and scalable optimization algorithms to calculate $\Delta\theta_{total}$. In particular, we choose ADAM [21] in this paper. We summarize the details in Algorithm 1.

Algorithm 1 An efficient algorithm to calculate $\Delta\theta_{total}$.

- 1: **Input:** Training data \mathcal{D} ; Label reversed data $z_j \rightarrow z_j^\delta$; Newly arrived data z_k ; Trained vanilla model $\hat{\theta}$.
 - 2: **Output:** The model parameter change $\Delta\theta_{total}$.
 - 3: **Initialization:** Construct b in (16) and the function f_i .
 - 4: Call ADAM to minimize (18) and obtain Δ^* .
 - 5: Return $\Delta\theta_{total} = \Delta^*$.
-

3.3 Discussions

We include some necessary discussions before we close this section. First of all, we want to compare our proposed perturbed loss function (10) to the commonly used perturbed loss in the form of (5). An important motivation for us to propose the perturbed loss function (10) is that it can fully recover the retrain loss for a newly arrived data integration by picking $\epsilon = 1/(n+1)$, which is not the case for (5) by choosing some particular value of ϵ . This issue has been discussed in [12], where the authors mentioned that the perturbed loss (5) can handle the newly arrived data integration by assuming the new data z matches an existing training example. Indeed, we realize that we can choose $\epsilon = 1/n$ and multiplying $\hat{\mathcal{L}}(z; \theta, \epsilon)$ by $n/(n+1)$ to recover the retrain loss. Since it will derive the same approximation $\Delta\theta_{add}$ as in (12), we will use the more natural perturbed loss function (10) for handling newly arrived data integration.

We also want to discuss briefly the assumption that $\nabla_{\theta}^2 \mathcal{L}_V(\hat{\theta})$ is invertible. As aforementioned, by the second-order necessary condition, $\nabla_{\theta}^2 \mathcal{L}_V(\hat{\theta})$ must be symmetric and positive semidefinite [33]. If the second-order sufficient condition (SOSC) holds for \mathcal{L}_V at $\hat{\theta}$, then $\nabla_{\theta}^2 \mathcal{L}_V(\hat{\theta})$ is symmetric and positive definite, which is invertible. It is worthwhile mentioning that the SOSC is possible to hold at $\hat{\theta}$ even if the loss function is nonconvex. In our implementation, we add a regularization term $\lambda/2 \|\Delta\|^2$ to (18) to stabilize the computation. Indeed, this regularization term will contribute to finding the minimum norm solution to (15) [11]. Other assumptions in the influence function have been discussed in [23, 37].

4 Experiment

In this section, we conduct comprehensive experiments to evaluate the effectiveness and efficiency of our proposed method. Our experiments aim to investigate the following research questions:

- **RQ1:** How does our method’s performance compare to state-of-the-art methods in CVR prediction?
- **RQ2:** Can our method adapt to dynamic changes in user interests over time?
- **RQ3:** How efficient is our method in calculating parameter changes?

4.1 Experimental Settings

4.1.1 Datasets. To evaluate the effectiveness of our proposed method, we utilize two large-scale datasets: the Criteo dataset and the Taobao User Behavior dataset. The statistics of these datasets are summarized in Table 1.

Table 1: Statistics of Criteo and Taobao datasets.

Name	# clicks	CVR	Name	# clicks	CVR
Criteo	4,019,339	0.2227	Taobao	8,544,800	0.0100

Criteo¹: This public dataset consists of click data collected from Criteo’s live traffic. Each sample includes the timestamp of the click, whether a conversion occurred, hashed categorical features, and continuous features. We use a total of 3 million click samples from 14 days for training.

Taobao²: This dataset contains user interaction data collected from Taobao. It includes user behaviors such as page views and purchases (defined as conversion behavior). Each interaction is accompanied by timestamps and relevant features.

Following common settings in previous offline research [42, 46], we employ a temporal partitioning approach to divide each dataset into training, validation, and test sets. Specifically, we use data from the interval $[T' - d_{test}, T']$ for validation and data from $[T', T' + d_{test}]$ for testing, where d_{test} represents the size of the validation/test set (with $d_{test} = 1$ for Criteo and $d_{test} = 0.1$ for Taobao). The interval $[T, T']$ covers a period of c days. We will explore the value of c in the following sections. Such a setting enables us to assess the CVR model’s ability to capture evolving user interests.

4.1.2 Metrics. We employ three widely-used metrics [9, 42] to evaluate CVR prediction performance:

- **AUC (Area Under the ROC Curve):** It measures how well the model ranks positive versus negative samples.
- **PRAUC (Precision-Recall AUC):** It assesses model performance across different precision and recall thresholds.
- **LL (Log Loss):** It evaluates prediction accuracy by the logarithmic loss of probabilities. Lower LL means predictions are closer to actual labels.

We also report the relative improvements (RI) of these metrics. For a method f on a metric M , RI_M is calculated as:

$$RI_M = \frac{M(f) - M(\text{Vanilla})}{M(\text{Retrain}) - M(\text{Vanilla})}. \quad (20)$$

This allows us to determine **RI-AUC**, **RI-PRAUC**, and **RI-LL**, highlighting how each method improves relative to the Vanilla

¹<https://labs.criteo.com/2013/12/conversion-logs-dataset/>

²<https://tianchi.aliyun.com/dataset/dataDetail?dataId=649&userId=1&lang=en-us>

method, based on the maximum possible improvement indicated by the Retrain model.

4.1.3 Baselines. We select 13 state-of-the-art methods encompassing both offline and online approaches for comparison:

- OFFLINE methods:

- **Vanilla:** This baseline model is trained solely on data with observed conversion labels, serving as the lower bound for performance metrics.
- **Retrain:** It updates labels with conversions occurring before the testing phase and retrains the model, thereby providing the performance upper bound.
- **DFM [3]:** It is trained with delayed feedback loss and introduces a probabilistic model to capture conversion delay.
- **FSIW [46]:** It incorporates FSIW loss with pre-trained auxiliary models.
- **nnDF [45]:** It is trained with nnDF loss.
- **ULC [42]:** This method employs an alternating training process between a label correction model and a CVR model to achieve the unbiased estimation of oracle loss.

- ONLINE methods:

- **Pretrain:** It is trained using the Vanilla loss with historical data, serving as the base model for fine-tuning.
- **Retrain-online:** It retrains CVR model with true label information and newly arrived data.
- **FNC [24]:** This method integrates duplicate delayed positive samples when refining the model with the newly arrived data.
- **FNW [24]:** Different from FNC, it uses calibration loss for fake negatives to more accurately reflect their potential to become positive later.
- **DDFM [9]:** It uses the DDFM loss during training and fine-tunes the pretrained model by incorporating both delayed positive samples and the latest behavior data.
- **ES-DFM [44]:** It introduces elapsed-time sampling for unbiased CVR estimation.
- **DEFUSE [5]:** It leverages a dynamic weight adjustment mechanism to counteract the effects of delayed feedback.

Following [42], four traditional models that focus on feature interactions are chosen as backbones:

- **MLP:** It is the basic fully connected neural networks.
- **DeepFM [15]:** It integrates factorization machines with deep neural networks.
- **AutoInt [38]:** It utilizes multi-head self-attention mechanisms to capture complex feature interactions.
- **DCNV2 [41]:** It employs a combination of deep and cross networks to model both explicit and implicit feature relationships.

4.1.4 Implementation Details. The MLP model's hidden layer dimensions are set to [256, 256, 128], with ReLU as the activation function. For the AutoInt model, we implement a configuration with 3 layers, 2 attention heads, and an attention size of 64. The DCNV2 model utilizes a stacked structure with a single cross-layer. We use the Adam optimizer, tuning learning rates in the range of [1e-3, 5e-4, 1e-4, 5e-5, 1e-5, 5e-6, 1e-6], and L2 regularization coefficients in [1e-7, 1e-6, 1e-5, 1e-4]. Except for nnDF which is trained on the entire dataset, all methods use a batch size of 1024.

To mitigate randomness, we conduct each experiment 5 times with different random seeds, and report the averaged results.

In the offline setting, IF-DFM leverages the influence function to estimate $\Delta\theta_{delay}$ and adjust the Vanilla model's parameters. In the online setting, we use the offline Vanilla model as the pretrained model. For methods requiring auxiliary models or variables (e.g., DDFM), we follow their pretraining methods. The model parameters are modified based on the approximate $\Delta\theta_{total}$.

4.2 Performance Comparison (RQ1)

The offline experimental results on criteo dataset across different backbones are shown in Table 2. From these results, we can obtain the following observations:

- Retrain consistently outperforms Vanilla, indicating that the delayed feedback problem indeed hinders model performance. Both FSIW and DFM exhibit enhancements over Vanilla, with FSIW demonstrating superior performance. This can be ascribed to FSIW's pre-training of supplementary auxiliary models. Conversely, nnDF underperforms due to its dependency on global computational information, necessitating the utilization of the full data during model updates.
- ULC's performance is suboptimal because it requires training additional label correction model, which depends heavily on high-quality historical data and cannot effectively adapt to changes in user interests.
- IF-DFM works significantly better than other baselines across all metrics and backbones, highlighting its effectiveness in addressing the delayed feedback problem. Specifically, IF-DFM achieves the average improvement of 0.55% in the AUC metric, 1.29% in the PRAUC metric, and 4.99% in the LL metric. Existing works from Google [6, 40] and Microsoft [29] suggest that a 0.1% increase in AUC can yield significant improvements and tangible benefits in real-world applications.
- In terms of relative improvements, IF-DFM closely approximates the performance of Retrain. Notably, the relative improvements for AUC, PR AUC, and LL are 85.16%, 82.07%, and 85.89%, respectively, demonstrating the effectiveness of IF-DFM.

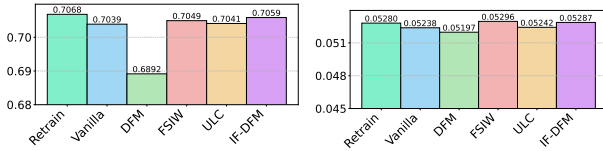
Compared to the Criteo dataset, the Taobao dataset exhibits a lower conversion rate. The experimental results of IF-DFM on the Taobao dataset are shown in Figure 3. We can observe that our method surpasses the current best baseline in most cases. Specifically, the AUC increases by 0.28%, and the PRAUC increases by 0.94%. FSIW requires pre-training an additional model to estimate the importance weights that correct for the label distribution shift, making its short-term results better than retraining. In contrast, our method approximates retraining by incorporating real label information. However, as discussed in the following experiments, IF-DFM will better adapt to changes in user interests over time.

4.3 Effectiveness of Adapting to Evolving User Interest (RQ2)

The evolution of user interests over time is a critical factor in CVR prediction. Models that are not timely updated may fail to reflect the current user preferences, and consequently diminishing the quality of predictions. In Table 3, we present the experimental

Table 2: Offline experimental results on Criteo dataset using four backbones: MLP, DeepFM, DCNV2, and AutoInt. The best results in each case are marked in bold. The superscripts ** indicate $p \leq 0.05$ for the t-test of IF-DFM vs. the best baseline.

Backbone	Method	AUC \uparrow	PRAUC \uparrow	LL \downarrow	RI-AUC \uparrow	RI-PRAUC \uparrow	RI-LL \uparrow
MLP	Vanilla	0.8353	0.6398	0.4187	0.000	0.000	0.000
	Retrain	0.8419	0.6513	0.3930	1.000	1.000	1.000
	DFM	0.8355	0.6409	0.4152	0.0303	0.0957	0.1362
	FSIW	0.8369	0.6433	0.4020	0.2424	0.3043	0.6498
	nnDF	0.6887	0.4029	0.5639	-22.21	-20.60	-5.670
	ULC	0.8343	0.6412	0.3994	-0.1515	0.1217	0.7510
	IF-DFM (Ours)	0.8411**	0.6491**	0.3958**	0.8788**	0.8087**	0.9662**
DeepFM	Vanilla	0.8368	0.6411	0.4168	0.000	0.000	0.000
	Retrain	0.8418	0.6509	0.3926	1.000	1.000	1.000
	DFM	0.8381	0.6434	0.4065	0.260	0.2347	0.4256
	FSIW	0.8378	0.6436	0.4023	0.200	0.2551	0.5992
	nnDF	0.7025	0.4146	0.5651	-26.86	-23.11	-6.128
	ULC	0.8376	0.6446	0.3982	0.160	0.3571	0.7686
	IF-DFM (Ours)	0.8412**	0.6492**	0.3962**	0.8800**	0.8265**	0.8512**
AutoInt	Vanilla	0.8361	0.6401	0.4174	0.000	0.000	0.000
	Retrain	0.8415	0.6503	0.3929	1.000	1.000	1.000
	DFM	0.8374	0.6426	0.4091	0.2407	0.2451	0.3388
	FSIW	0.8376	0.6442	0.4026	0.2778	0.4020	0.6041
	nnDF	0.6820	0.3770	0.5789	-28.54	-25.79	-6.592
	ULC	0.8374	0.6443	0.3987	0.2407	0.4118	0.7633
	IF-DFM (Ours)	0.8404**	0.6475**	0.3965**	0.7963**	0.7255**	0.8530**
DCNV2	Vanilla	0.8370	0.6418	0.4174	0.000	0.000	0.000
	Retrain	0.8417	0.6508	0.3927	1.000	1.000	1.000
	DFM	0.8372	0.6422	0.4087	0.0426	0.044	0.3522
	FSIW	0.8388	0.6456	0.3997	0.3830	0.422	0.6045
	nnDF	0.6850	0.3878	0.5728	-32.34	-28.22	-6.291
	ULC	0.8368	0.6441	0.3989	-0.0426	0.2556	0.7490
	IF-DFM (Ours)	0.8410**	0.6501**	0.3985**	0.8511**	0.9222**	0.7652**



(a) AUC Results

(b) PRAUC Results

Figure 3: Offline experimental results on Taobao dataset using MLP as the backbone.

results of various methods *w.r.t.* parameter c , which represents the time interval between the test and training sets.

Due to space constraints, we only present the results where MLP is utilized as the backbone architecture, while other backbones show similar results. From these results, we can draw the following conclusions:

- There is a notable degradation in the performance of both ULC and DFM methods as time progresses. Notably, when $c = 14$, their performance falls below that of the Vanilla method. FSIW shows the potential to adapt to changes in user interests by pre-training extra models to calculate importance weights. ULC, which relies on counterfactual deadlines to correct training labels, appears constrained in its ability to model beyond the training data, resulting in limited generalization.

- The performance gap between IF-DFM and other baseline methods widens as c increases. This underscores the effectiveness of our proposed method in accommodating dynamic user interests. To be more specific, IF-DFM estimates the influence of injecting new behavior data to calculate the parameter changes, thereby approximating the effect of retraining.

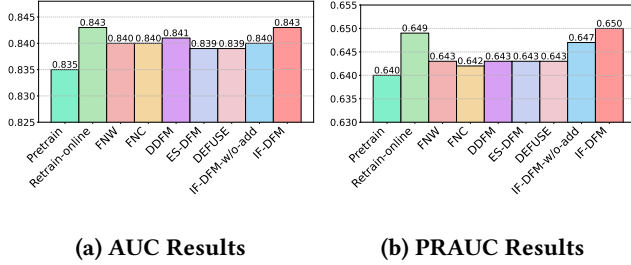
In the online setting, IF-DFM estimates parameter changes caused by both fake negatives and newly arrived data. We also create a variant IF-DFM-w/o-add that does not update $\Delta\theta_{add}$ but only updates $\Delta\theta_{delay}$. We compare the results of IF-DFM with online CVR methods that fine-tune model using new data and duplicate negative samples. The results are shown in Figure 4. We can find that:

- Compared to pretraining, online CVR models can mitigate the delayed feedback problem to some extent. This can be attributed to their fine-tuning pipeline using new data and delayed conversion data.
- IF-DFM outperforms IF-DFM-w/o-add, showing a 0.36% increase in AUC and a 0.47% improvement in PRAUC. This suggests that IF-DFM efficiently utilizes information from new data to update model parameters.
- IF-DFM surpasses all baseline methods and nearly matches the performance of retraining. This highlights IF-DFM's capacity to seamlessly incorporate the true label information from delayed

Table 3: Offline experimental results on the Criteo dataset for different values of c , with MLP as the backbone. The best results in each case are marked in bold.

		AUC \uparrow	PRAUC \uparrow	LL \downarrow
$c = 5$	Vanilla	0.8427	0.6479	0.4085
	Retrain	0.8464	0.6541	0.3879
	nnDF	0.6840	0.3979	0.5565
	DFM	0.8412	0.6469	0.4064
	FSIW	0.8441	0.6508	0.3898
	ULC	0.8445	0.6513	0.3894
	Ours	0.8452	0.6514	0.3883
$c = 10$	Vanilla	0.8353	0.6398	0.4187
	Retrain	0.8419	0.6513	0.3930
	nnDF	0.6887	0.4029	0.5639
	DFM	0.8355	0.6409	0.4152
	FSIW	0.8369	0.6433	0.4020
	ULC	0.8343	0.6412	0.3994
	Ours	0.8411	0.6491	0.3958
$c = 14$	Vanilla	0.8369	0.6385	0.4114
	Retrain	0.8453	0.6529	0.3860
	nnDF	0.7041	0.4116	0.5521
	DFM	0.8351	0.6370	0.4076
	FSIW	0.8385	0.6421	0.3965
	ULC	0.8345	0.6385	0.3954
	Ours	0.8420	0.6463	0.3938

conversions, together with new data, enabling it to adapt to changes in user interests.

**Figure 4: Online experimental results on Criteo dataset using MLP as the backbone.**

4.4 Efficiency of Calculating Parameter Changes (RQ3)

Ensuring rapid updates of model parameters is crucial for maintaining the freshness of a CVR model. Due to space limits, here we only present the runtime performance for the case where all methods using the MLP backbone on the Criteo dataset, as illustrated in Figure 4. Other cases demonstrate similar trend. We have the following observations:

- Compared to Vanilla, ULC requires the training of additional auxiliary models and the alternating training of two models, nearly doubling the training time. This indicates that relying on

auxiliary models incurs extra time costs, making it inefficient and computationally expensive.

- IF-DFM directly modifies the parameters of the Vanilla method without requiring retraining. The parameter update requires only 14.8 seconds, which constitutes a mere 1.1% of the Vanilla method’s training time. This demonstrates that our method can efficiently mitigate the delayed feedback problem.

Table 4: Running time of different methods under the offline setting, with MLP as the backbone and $c = 10$.

	Vanilla	ULC	DFM	FSIW	Vanilla + Ours
Time (s)	1351.4	2467.4	1979.8	1018.5	1351.4 + 14.8

5 Related work

5.1 Delayed Feedback

Addressing the delayed feedback problem is pivotal in CVR tasks. Existing research can be broadly categorized into offline and online approaches. For offline models, they often assume that historical data and future data are independently and identically distributed, allowing for the prediction of future conversions based on historical data. DFM [3] pioneers the study of the delayed feedback problem, modeling the delay time as an exponential distribution. Subsequently, NoDeF [47] employs a non-parametric approach to model the delay time. Recent years have witnessed an increasing focus on constructing unbiased estimates of oracle loss. Notable examples include FSIW [46], which creates an unbiased estimation by reducing the weight of potentially negative samples. nnDF [45] assumes that samples before a time window have accurate labels and utilized such samples to estimate the oracle loss. ULC [42] trains a label correction model to predict future reversals in the negative samples. However, the necessity of training additional auxiliary models limits the model’s ability to incorporate newly arrived data, making it challenging to adapt to evolving user interests.

Online methods, in contrast, fine-tune the model with newly arrived data and data with reversed labels[24]. These approaches usually duplicate fake negatives and re-ingest the true labels of these samples into the training pipeline. ES-DFM [44] uses elapsed-time sampling to include delayed positive examples in model training; DEFUSE [5] accurately corrects the importance weights of immediate positives, fake negatives, real negatives, and delayed positives, leveraging a bi-distribution framework; DDFM[9] introduces dual unbiased CVR estimators to separately handle newly observed and duplicated early data, addressing biases from rapid data distribution shifts. However, duplication of delayed conversions often confuses the model and leads to unsatisfactory side effects, and most methods still require training additional auxiliary variables.

5.2 Influence Function

The influence function, a tool for estimating the impact of individual training points on model predictions, has been introduced in machine learning. Koh *et al.*[23] utilized the influence function as a means to understand black-box predictions of deep models. Since this seminal work, the influence function has become widely

employed to enhance model interpretability [2, 8], fairness [27, 39], data management [19], and machine unlearning [4, 30], and the downstream application like recommender systems [7, 16, 28]. Koh *et al.* [22] extend the traditional influence function approach by quantifying the effects of training data groups on model robustness. TracIn [34] explores influence functions for identifying mislabeled data points and understanding the training process. IF4URec [48] leverages influence functions to correct bias in recommendation models, improving performance by reweighting samples based on their influence. However, Basu *et al.* [1] propose that there are still great challenges in applying influence functions to deep learning models. Although FastIF [14] tackles computational challenges to some extent, it does not touch the core of the inverse Hessian-vector product computation, making it infeasible to compute parameter changes on large-scale datasets.

6 Conclusion

In this paper, we propose a new paradigm for addressing the delayed feedback issue: an influence function-empowered framework for delayed feedback modeling (IF-DFM). IF-DFM estimates the parameter changes caused by delayed conversions and newly arrived data, enabling quick updates to the model parameters. By approximating the effect of retraining, IF-DFM avoids sample duplication and does not rely on additional auxiliary models. Additionally, we propose a new algorithm to accelerate the computation of parameter changes by modeling the original problem as an efficient and scalable stochastic optimization problem. Our approach is applicable in both online and offline contexts. Extensive experiments validate that IF-DFM effectively mitigates the delayed feedback issue while incorporating new data to adjust to evolving user interests.

7 Limitations and Future Work

While IF-DFM effectively mitigates the delayed feedback problem in CVR tasks, it still relies on gradient information from the target data and assumes the availability of a complete training set. Future work will focus on refining group influence estimation by incorporating higher-order Taylor expansions, which can more accurately capture parameter changes and reduce computational errors. Additionally, we plan to explore causal inference methods to address the label reversals that arise in delayed feedback scenarios, improving label accuracy without auxiliary models. Furthermore, addressing data sparsity remains a critical challenge, and we aim to develop advanced data augmentation and synthetic data generation techniques to enhance model robustness and ensure reliable performance even with limited data.

A Derivation of $\Delta_{z,\epsilon}$

Denote $\Delta_{z,\epsilon} = \hat{\theta}_z(\epsilon) - \hat{\theta}$. We know that

$$\frac{d\Delta_{z,\epsilon}}{d\epsilon} = \frac{d\hat{\theta}_z(\epsilon)}{d\epsilon}.$$

Recall that

$$\hat{\theta}_z(\epsilon) \in \arg \min_{\theta} (1 - \epsilon) \mathcal{L}_V(\theta) + \epsilon \mathcal{L}_{BCE}(z, \theta)$$

and

$$\hat{\theta} \in \arg \min_{\theta} \mathcal{L}_V(\theta).$$

Therefore,

$$0 = (1 - \epsilon) \nabla_{\theta} \mathcal{L}_V(\hat{\theta}_z(\epsilon)) + \epsilon \nabla_{\theta} \mathcal{L}_{BCE}(z, \hat{\theta}_z(\epsilon)), \quad (21)$$

and

$$0 = \nabla_{\theta} \mathcal{L}_V(\hat{\theta}).$$

For sufficiently small $\epsilon > 0$, ignoring the high-order terms of $\Delta_{z,\epsilon}$, we can obtain from Taylor expansion that

$$\nabla_{\theta} \mathcal{L}_V(\hat{\theta}_z(\epsilon)) \approx \nabla_{\theta} \mathcal{L}_V(\hat{\theta}) + \nabla_{\theta}^2 \mathcal{L}_V(\hat{\theta}) \Delta_{z,\epsilon} = \nabla_{\theta}^2 \mathcal{L}_V(\hat{\theta}) \Delta_{z,\epsilon},$$

and

$$\nabla_{\theta} \mathcal{L}_{BCE}(z, \hat{\theta}_z(\epsilon)) \approx \nabla_{\theta} \mathcal{L}_{BCE}(z, \hat{\theta}) + \nabla_{\theta}^2 \mathcal{L}_{BCE}(z, \hat{\theta}) \Delta_{z,\epsilon}.$$

Plug the approximations into the equation (21) and ignore the $o(\epsilon)$ terms, we obtain that

$$\begin{aligned} \Delta_{z,\epsilon} &\approx -\frac{\epsilon}{1 - \epsilon} \left(\nabla_{\theta}^2 \mathcal{L}_V(\hat{\theta}) + \frac{\epsilon}{1 + \epsilon} \nabla_{\theta}^2 \mathcal{L}_{BCE}(z, \hat{\theta}) \right)^{-1} \nabla_{\theta} \mathcal{L}_{BCE}(z, \hat{\theta}) \\ &\approx -\frac{\epsilon}{1 - \epsilon} \left(\nabla_{\theta}^2 \mathcal{L}_V(\hat{\theta}) \right)^{-1} \nabla_{\theta} \mathcal{L}_{BCE}(z, \hat{\theta}). \end{aligned}$$

We complete the derivation of $\Delta_{z,\epsilon}$.

References

- [1] Samyadeep Basu, Phillip Pope, and Soheil Feizi. 2021. Influence Functions in Deep Learning Are Fragile. In *ICLR*.
- [2] Samyadeep Basu, Xuchen You, and Soheil Feizi. 2020. On Second-Order Group Influence Functions for Black-Box Predictions. In *ICML (Proceedings of Machine Learning Research, Vol. 119)*. 715–724.
- [3] Olivier Chapelle. 2014. Modeling delayed feedback in display advertising. In *KDD*. 1097–1105.
- [4] Ruizhe Chen, Jianfei Yang, Huimin Xiong, Jianhong Bai, Tianxiang Hu, Jin Hao, Yang Feng, Joey Tianyi Zhou, Jian Wu, and Zuozhu Liu. 2023. Fast Model DeBias with Machine Unlearning. In *NeurIPS*.
- [5] Yu Chen, Jiaqi Jin, Hui Zhao, Pengjie Wang, Guojun Liu, Jian Xu, and Bo Zheng. 2022. Asymptotically Unbiased Estimation for Delayed Feedback Modeling via Label Correction. In *WWW*. 369–379.
- [6] Heng-Tze Cheng, Levent Koc, Jeremiah Harmsen, Tal Shaked, Tushar Chandra, Hrishu Aradhye, Glen Anderson, Greg Corrado, Wei Chai, Mustafa Ipsir, et al. 2016. Wide & deep learning for recommender systems. In *Proceedings of the 1st workshop on deep learning for recommender systems*. 7–10.
- [7] Weiyu Cheng, Yanyan Shen, Yanmin Zhu, and Linpeng Huang. 2018. Explaining latent factor models for recommendation with influence functions. *arXiv preprint arXiv:1811.08120* (2018).
- [8] Anshuman Chhabra, Peizhao Li, Prasant Mohapatra, and Hongfu Liu. 2024. "What Data Benefits My Classifier?" Enhancing Model Performance and Interpretability through Influence-Based Data Selection. In *ICLR*.
- [9] Sunhao Dai, Yuqi Zhou, Jun Xu, and Ji-Rong Wen. 2023. Dually Enhanced Delayed Feedback Modeling for Streaming Conversion Rate Prediction. In *CIKM*. 390–399.
- [10] John Duchi, Elad Hazan, and Yoram Singer. 2011. Adaptive subgradient methods for online learning and stochastic optimization. *Journal of machine learning research* 12, 7 (2011).
- [11] Francisco Facchinei and Jong-Shi Pang. [n. d.]. *Finite-dimensional variational inequalities and complementarity problems*. Springer.
- [12] Roger Grosse, Juhan Bae, Cem Anil, Nelson Elhage, Alex Tamkin, Amirhossein Tajdini, Benoit Steiner, Dustin Li, Esin Durmus, Ethan Perez, et al. 2023. Studying large language model generalization with influence functions. *arXiv preprint arXiv:2308.03296* (2023).
- [13] Siyu Gu, Xiang-Rong Sheng, Ying Fan, Guorui Zhou, and Xiaoqiang Zhu. 2021. Real Negatives Matter: Continuous Training with Real Negatives for Delayed Feedback Modeling. In *KDD*. 2890–2898.
- [14] Han Guo, Nazneen Rajani, Peter Hase, Mohit Bansal, and Caiming Xiong. 2021. FastIF: Scalable Influence Functions for Efficient Model Interpretation and Debugging. In *EMNLP (1)*. 10333–10350.
- [15] Huifeng Guo, Ruiming Tang, Yunming Ye, Zhenguo Li, and Xiuqiang He. 2017. DeepFM: A Factorization-Machine based Neural Network for CTR Prediction. In *IJCAI*. 1725–1731.
- [16] Yupu Guo, Fei Cai, Zhiqiang Pan, Taihua Shao, Honghui Chen, and Xin Zhang. 2024. A counterfactual explanation method based on modified group influence function for recommendation. *Complex & Intelligent Systems* (2024), 1–13.

- [17] Yuyao Guo, Haoming Li, Xiang Ao, Min Lu, Dapeng Liu, Lei Xiao, Jie Jiang, and Qing He. 2022. Calibrated Conversion Rate Prediction via Knowledge Distillation under Delayed Feedback in Online Advertising. In *CIKM*. 3983–3987.
- [18] Frank R Hampel. 1974. The influence curve and its role in robust estimation. *Journal of the american statistical association* 69, 346 (1974), 383–393.
- [19] Satoshi Hara, Atsushi Nitanda, and Takanori Maehara. 2019. Data Cleansing for Models Trained with SGD. In *NeurIPS*. 4215–4224.
- [20] Rie Johnson and Tong Zhang. 2013. Accelerating Stochastic Gradient Descent using Predictive Variance Reduction. In *NIPS*. 315–323.
- [21] Diederik P. Kingma and Jimmy Ba. 2015. Adam: A Method for Stochastic Optimization. In *ICLR (Poster)*.
- [22] Pang Wei Koh, Kai-Siang Ang, Hubert H. K. Teo, and Percy Liang. 2019. On the Accuracy of Influence Functions for Measuring Group Effects. In *NeurIPS*. 5255–5265.
- [23] Pang Wei Koh and Percy Liang. 2017. Understanding Black-box Predictions via Influence Functions. In *ICML (Proceedings of Machine Learning Research, Vol. 70)*. 1885–1894.
- [24] Sofia Ira Ktena, Alykhan Tejani, Lucas Theis, Pranay Kumar Myana, Deepak Dilipkumar, Ferenc Huszár, Steven Yoo, and Wenzhe Shi. 2019. Addressing delayed feedback for continuous training with neural networks in CTR prediction. In *RecSys*. 187–195.
- [25] Kuang-chih Lee, Burkay Orten, Ali Dasdan, and Wentong Li. 2012. Estimating conversion rate in display advertising from past performance data. In *KDD*. 768–776.
- [26] Haoming Li, Feiyang Pan, Xiang Ao, Zhao Yang, Min Lu, Junwei Pan, Dapeng Liu, Lei Xiao, and Qing He. 2021. Follow the Prophet: Accurate Online Conversion Rate Prediction in the Face of Delayed Feedback. In *SIGIR*. 1915–1919.
- [27] Peizhao Li and Hongfu Liu. 2022. Achieving Fairness at No Utility Cost via Data Reweighting with Influence. In *ICML (Proceedings of Machine Learning Research, Vol. 162)*. 12917–12930.
- [28] Yuyuan Li, Chaochao Chen, Xiaolin Zheng, Yizhao Zhang, Biao Gong, Jun Wang, and Linxun Chen. 2023. Selective and collaborative influence function for efficient recommendation unlearning. *Expert Systems with Applications* 234 (2023), 121025.
- [29] Xiaoliang Ling, Weiwei Deng, Chen Gu, Hucheng Zhou, Cui Li, and Feng Sun. 2017. Model ensemble for click prediction in bing search ads. In *Proceedings of the 26th international conference on world wide web companion*. 689–698.
- [30] Junxu Liu, Mingsheng Xue, Jian Lou, Xiaoyu Zhang, Li Xiong, and Zhan Qin. 2023. MUter: Machine Unlearning on Adversarially Trained Models. In *ICCV*. 4869–4879.
- [31] Quan Lu, Shengjun Pan, Liang Wang, Junwei Pan, Fengdan Wan, and Hongxia Yang. 2017. A Practical Framework of Conversion Rate Prediction for Online Display Advertising. In *ADKDD@KDD*. 9:1–9:9.
- [32] Xiao Ma, Liqin Zhao, Guan Huang, Zhi Wang, Zelin Hu, Xiaoqiang Zhu, and Kun Gai. 2018. Entire Space Multi-Task Model: An Effective Approach for Estimating Post-Click Conversion Rate. In *SIGIR*. 1137–1140.
- [33] Jorge Nocedal and Stephen J Wright. [n. d.]. *Numerical optimization*. Springer.
- [34] Garima Pruthi, Frederick Liu, Satyen Kale, and Mukund Sundararajan. 2020. Estimating Training Data Influence by Tracing Gradient Descent. In *NeurIPS*.
- [35] Herbert Robbins and Sutton Monro. 1951. A stochastic approximation method. *The Annals of Mathematical Statistics* (1951), 400–407.
- [36] Yuta Saito, Gota Morishita, and Shota Yasui. 2020. Dual Learning Algorithm for Delayed Conversions. In *SIGIR*. 1849–1852.
- [37] Andrea Schioppa, Katja Filippova, Ivan Titov, and Polina Zablotskaia. 2023. Theoretical and Practical Perspectives on what Influence Functions Do. In *NeurIPS*.
- [38] Weiping Song, Chence Shi, Zhiping Xiao, Zhijian Duan, Yewen Xu, Ming Zhang, and Jian Tang. 2019. AutoInt: Automatic Feature Interaction Learning via Self-Attentive Neural Networks. In *CIKM*. 1161–1170.
- [39] Haonan Wang, Ziwei Wu, and Jingrui He. 2024. FairIF: Boosting Fairness in Deep Learning via Influence Functions with Validation Set Sensitive Attributes. In *WSDM*. 721–730.
- [40] Ruoxi Wang, Bin Fu, Gang Fu, and Mingliang Wang. 2017. Deep & cross network for ad click predictions. In *Proceedings of the ADKDD'17*. 1–7.
- [41] Ruoxi Wang, Rakesh Shivanna, Derek Zhiyuan Cheng, Sagar Jain, Dong Lin, Lichan Hong, and Ed H. Chi. 2021. DCN V2: Improved Deep & Cross Network and Practical Lessons for Web-scale Learning to Rank Systems. In *WWW*. 1785–1797.
- [42] Yifan Wang, Peijie Sun, Min Zhang, Qinglin Jia, Jingjie Li, and Shaoping Ma. 2023. Unbiased Delayed Feedback Label Correction for Conversion Rate Prediction. In *KDD*. 2456–2466.
- [43] Jiancan Wu, Yi Yang, Yuchun Qian, Yongduo Sui, Xiang Wang, and Xiangnan He. 2023. GIF: A General Graph Unlearning Strategy via Influence Function. In *WWW*. 651–661.
- [44] Jia-Qi Yang, Xiang Li, Shuguang Han, Tao Zhuang, De-Chuan Zhan, Xiaoyi Zeng, and Bin Tong. 2021. Capturing Delayed Feedback in Conversion Rate Prediction via Elapsed-Time Sampling. In *AAAI*. 4582–4589.
- [45] Shota Yasui and Masahiro Kato. 2022. Learning Classifiers under Delayed Feedback with a Time Window Assumption. In *KDD*. 2286–2295.
- [46] Shota Yasui, Gota Morishita, Komei Fujita, and Masashi Shibata. 2020. A Feedback Shift Correction in Predicting Conversion Rates under Delayed Feedback. In *WWW*. 2740–2746.
- [47] Yuya Yoshikawa and Yusaku Imai. 2018. A Nonparametric Delayed Feedback Model for Conversion Rate Prediction. *CoRR* abs/1802.00255 (2018).
- [48] Jiangxing Yu, Hong Zhu, Chih-Yao Chang, Xinhua Feng, Bo-Wen Yuan, Xiuqiang He, and Zhenhua Dong. 2020. Influence Function for Unbiased Recommendation. In *SIGIR*. 1929–1932.
- [49] Yang Zhang, Zhiyu Hu, Yimeng Bai, Fuli Feng, Jiancan Wu, Qifan Wang, and Xiangnan He. 2023. Recommendation Unlearning via Influence Function. *CoRR* abs/2307.02147 (2023).