

A Framework for Fractional Matrix Programming Problems with Applications in FBL MU-MIMO

Mohammad Soleymani, *Member, IEEE*, Eduard Jorswieck, *Fellow, IEEE*, Robert Schober, *Fellow, IEEE*, and Lajos Hanzo, *Life Fellow, IEEE*

Abstract—An efficient framework is conceived for fractional matrix programming (FMP) optimization problems (OPs) namely for minimization and maximization. In each generic OP, either the objective or the constraints are functions of multiple arbitrary continuous-domain fractional functions (FFs). This ensures the framework’s versatility, enabling it to solve a broader range of OPs than classical FMP solvers, like Dinkelbach-based algorithms. Specifically, the generalized Dinkelbach algorithm can only solve multiple-ratio FMP problems. By contrast, our framework solves OPs associated with a sum or product of multiple FFs as the objective or constraint functions. Additionally, our framework provides a single-loop solution, while most FMP solvers require twin-loop algorithms.

Many popular performance metrics of wireless communications are FFs. For instance, latency has a fractional structure, and minimizing the sum delay leads to an FMP problem. Moreover, the mean square error (MSE) and energy efficiency (EE) metrics have fractional structures. Thus, optimizing EE-related metrics such as the sum or geometric mean of EEs and enhancing the metrics related to spectral-versus-energy-efficiency tradeoff yield FMP problems. Furthermore, both the signal-to-interference-plus-noise ratio and the channel dispersion are FFs. In this paper, we also develop resource allocation schemes for multi-user multiple-input multiple-output (MU-MIMO) systems, using finite block length (FBL) coding, demonstrating attractive practical applications of FMP by optimizing the aforementioned metrics.

Index Terms—Finite block length coding, fractional matrix programming, latency minimization, mean square error, multi-user MIMO systems, reconfigurable intelligent surface, spectral-energy efficiency tradeoff.

I. INTRODUCTION

Fractional matrix programming (FMP) problems encompass a wide range of practical optimization problems (OPs) in wireless communications, including latency minimization, energy efficiency (EE) maximization, and mean square error (MSE) minimization. These OPs are critical, since 6G is expected to substantially improve latency, EE, and reliability compared

to current wireless systems [1]–[3]. FMP OPs are typically non-convex and very challenging to solve, even when the optimization variables are scalar or in vector format. Modern wireless communication systems mainly utilize multiple-antenna devices for enhancing both the spectral efficiency (SE) and EE. To effectively allocate resources in multiple-antenna systems, typically matrices have to be optimized, which further complicates the corresponding OPs. This issue can be even more difficult to address, when low-latency requirements should be fulfilled. In this case, finite block length (FBL) coding may have to be employed, which makes the classical Shannon rate an inaccurate metric [4], [5]. In this paper, we propose a general framework for solving FMP problems, focusing on applications in multi-user (MU) multiple-input multiple-output (MIMO) systems with FBL coding.

There are several bespoke solvers for FMP problems, including the family of Dinkelbach-based algorithms [6], [7], the Charnes-Cooper transform [8], [9], and the quadratic transform proposed by Shen and Yu in [10]. The Dinkelbach algorithm and the Charnes-Cooper transform can solve OPs, having a single-ratio fractional function (FF) as the objective function (OF). The Dinkelbach algorithm can obtain the globally optimal solution of single-ratio fractional maximization problems when the numerator and denominator of the OF are, respectively, convex and concave. However, when the numerator is non-concave and/or the denominator is non-convex, the Dinkelbach algorithm converges to a stationary point (SP) of the OP. In this case, one usually has to employ a twin-loop approach, when using the Dinkelbach algorithm. Moreover, this algorithm cannot solve more complicated FMP OPs in the family of multiple-ratio FMPs.

To solve max-min (or min-max) multiple-ratio FMP OPs, one can employ the generalized Dinkelbach algorithm (GDA), which converges to an SP of the original OP [7]. Indeed, unlike the Dinkelbach algorithm, the GDA does not converge to the globally optimal solution. Moreover, the GDA is a twin-loop algorithm when optimizing, for instance, the minimum of EE among multiple users. More precisely, if the numerator (and/or denominator) of even one of the FFs is non-concave (and/or non-convex), another numerical solver such as majorization minimization (MM) has to be employed in addition to the GDA to solve the FMP OP. This yields a two-loop algorithm, which might be challenging to implement and has poor convergence.

Even though Dinkelbach-based algorithms lead themselves to the solution of both single- and multiple-ratio FMP OPs, they cannot solve more complicated FMP OPs. More specif-

Mohammad Soleymani is with the Signal & System Theory Group, Universität Paderborn, Germany (email: mohammad.soleymani@uni-paderborn.de).

Eduard Jorswieck is with the Institute for Communications Technology, Technische Universität Braunschweig, 38106 Braunschweig, Germany (email: jorswieck@ifn.ing.tu-bs.de).

Robert Schober is with the Institute for Digital Communications, Friedrich Alexander University of Erlangen-Nuremberg, Erlangen 91058, Germany (email: robert.schober@fau.de).

Lajos Hanzo is with the Department of Electronics and Computer Science, University of Southampton, Southampton, United Kingdom (email:lh@ecs.soton.ac.uk).

The work of E. Jorswieck was supported by the Federal Ministry of Education and Research (BMBF, Germany) through the Program of Souverän. Digital. Vernetzt. joint Project 6G-RIC, under Grant 16KISK031, and by European Union’s (EU’s) Horizon Europe project 6G-SENSES under Grant 101139282.

TABLE I: Comparison of our framework and Dinkelbach-based algorithms, based on the problems they can solve.

	Our framework	Dinkelbach algorithm	GDA
Single-ratio FFs	✓	✓	-
Multi-ratio FFs	✓	-	✓
Sum of FFs	✓	-	-
Product of FFs	✓	-	-
MSE Optimization	✓	-	-
Single-loop Implementation	✓	-	-

ically, when the OF and/or the constraint functions (CFs) of an FMP OP are consisted by a sum or a product of multiple FFs, Dinkelbach-based algorithms cannot solve the OP. Unfortunately, many practical FMP OPs fall into this category. This type of FMP OPs includes, for instance, the sum delay minimization [11], [12], the product or geometric mean of EE maximization [12], [13], and the SEE tradeoff enhancement [14]–[17]. Additionally, Dinkelbach-based algorithms cannot solve FMP OPs in which either the OF or the CFs are in matrix format, such as the MSE metric of MU-MIMO systems, as depicted in Table I.

The authors of [10] proposed a quadratic transform for solving continuous fractional programming (FP) maximization problems. The algorithm proposed in [10] solves a wider range of OPs than classical FP solvers, such as Dinkelbach-based algorithms. The authors of [10] developed both power allocation and vector beamforming designs for various wireless systems, such as point-to-point communications and broadcast channels (BCs). The quadratic transform proposed in [10] introduces a new optimization variable for each FF for converting the FF to a non-fractional format. Then, alternating optimization (AO) is employed to separate the optimization of the powers (or beamforming vectors) and the optimization of the variables introduced by the transformation.

In this paper, our goal is to propose a novel unified framework for solving practical FMP OPs arising in wireless communication system design, with an emphasis on low-latency applications in MU-MIMO systems. To this end, we solve a generic minimization and a maximization problem. In these OPs, the optimization variables are matrices, in contrast to the framework in [10], which focuses on optimizing scalar and vector variables. Additionally, the authors of [10] developed a solver suitable only for maximization problems, while we propose frameworks for both maximization and minimization FMP OPs. Moreover, the OF or CFs of these FMP OPs can be arbitrary continuous functions of FFs. Furthermore, the numerator and denominator of each FF can be any arbitrary continuous function.

In addition to developing a general framework for FMP, we propose resource allocation schemes for MU-MIMO systems relying on FBL coding. There is a paucity of literature on resource allocation for MU-MIMO systems with FBL coding and multi-stream data transmission per user [18], [19]. The paper in [18] obtained a closed-form expression for the FBL rate of MU-MIMO systems in a matrix format and optimized the SE and EE of MU-MIMO ultra-reliable low-latency communication (URLLC) systems. Additionally, in [19], it was shown that rate splitting multiple access (RSMA) enhances the maximum of the minimum rate and the minimum EE among

TABLE II: Overview of most closely related works.

	This paper	[10]	[18]	[19]
MIMO systems	✓	✓	✓	✓
Multiple-stream data transmission per user	✓	-	✓	✓
FBL coding	✓	-	✓	✓
RIS	✓	-	✓	✓
SEE tradeoff	✓	-	-	-
Sum/geometric mean delays	✓	-	-	-
Sum/geometric mean EEs	✓	-	-	-
MSE optimization for MU-MIMO systems	✓	-	-	-

multiple users in a multi-cell MU-MIMO URLLC BC. Even though the EE metrics considered in [18], [19] are in fractional form, the OF and CFs of the OPs studied there do not contain summations or products of multiple FFs, which are the main focus of this treatise.

In this paper, we first solve the generic OPs and then provide a few practical examples for each generic FMP OP, emphasizing the performance metrics that are not studied in [10], [18], [19], as illustrated in Table II. These metrics include sum delay, weighted sum EE, geometric mean of delays, geometric mean of EEs, and SEE tradeoff metrics. Additionally, we consider the MSE of MU-MIMO systems, when there are multiple data streams per user. These performance metrics are essential for enhancing the SE, EE, reliability, and latency. Furthermore, we study a broader range of MU-MIMO systems compared to [10].

Finally, the main contributions of this paper can be summarized as follows:

- We propose a framework for FMP problems, solving a pair of generic OPs: a minimization and a maximization problem. In these generic OPs, the OF and CFs are functions of arbitrary continuous-domain non-negative FFs. These OPs encompass a wide range of practical performance metrics and problems in wireless communications, encompassing latency, reliability, EE, and SEE tradeoff metrics. Our FMP solver is an iterative algorithm converging to an SP of the original OP.
- The main focus of our framework is on matrix optimizations, capable of optimizing any arbitrary continuous-domain complex-valued matrices. Hence, one can leverage our framework for optimizing beamforming matrices at transceivers, including precoders and decoders, or RIS coefficients in RIS-assisted systems.
- We propose a single-loop algorithm for solving complex FMP OPs. Most FMP solvers require a twin-loop implementation, when the FFs are neither concave nor convex. However, our framework requires only a single loop, substantially reducing the implementation and computational complexities.
- We also propose resource allocation schemes for MU-MIMO systems relying on FBL coding. More specifically, we consider a BC, operating with and without an RIS and solve various practical OPs, including the maximization of the SEE tradeoff, the weighted sum EE, the geometric mean of EE, and the minimization of sum delay, the geometric mean of delays, maximum MSE, and weighted sum MSE. These FMP OPs are not solvable by classical FMP OPs, since the OF or CFs of these problems are

TABLE III: List of most frequently used abbreviations.

GDA	Generalized Dinkelbach algorithm	OP	Optimization problem
FMP	Fractional matrix programming	CF	Constraint function
MM	Majorization minimization	FF	Fractional function
SEE	Spectral-energy efficiency	OF	Objective function
AO	Alternating optimization	GM	Geometric mean
FP	Fractional programming	SP	Stationary point

either summations or products of FFs. However, our framework converges to an SP of these FMP OPs.

The paper is organized as follows. Section II presents the main results of this treatise. More specifically, Section II formulates the pair of generic FMP OPs we tackle in this paper and proposes solutions for each. Section III provides four practical examples of FMP minimization problems that our framework can solve, but Dinkelbach-based algorithms cannot. Section IV solves four commonly used FMP maximization problems that are not solvable by Dinkelbach-based algorithms. Section V shows how the framework can be extended to RIS-aided systems. Section VI extensively compares the performance and computational complexity of our FMP solver to Dinkelbach-based algorithms. Finally, Section VII concludes the paper.

II. PROBLEM STATEMENT AND PROPOSED SOLUTIONS

In this section, we formulate the OPs addressed and present our solutions. To solve these general FMP OPs, we propose iterative algorithms. Inspired by the MM framework¹, each iteration of our algorithms consists of two steps. In the first step, we reformulate the FMP problem into a simpler preferably non-FMP problem, referred to as a surrogate problem. In the second step, we solve the surrogate problem to obtain an updated point. This procedure is iterated upon fulfilling convergence criteria. Our minimization and maximization problems are discussed in separate subsections below.

A. Minimization Problems

In this subsection, we aim for solving FMP minimization problems obeying the following format

$$\min_{\{\mathbf{X}\} \in \mathcal{X}} \sum_{m=1}^{M_0} h_{m0}(\{\mathbf{X}\}) \quad (1a)$$

$$\text{s.t.} \sum_{m=1}^{M_i} h_{mi}(\{\mathbf{X}\}) \leq \eta_i, \forall i, \quad (1b)$$

where $\{\mathbf{X}\} = \{\mathbf{X}_1, \mathbf{X}_2, \dots, \mathbf{X}_N\}$ is the set of optimization variables, and $\eta_i > 0, \forall i$, is a known constant. Here, $\mathbf{X}_n, \forall n$, is an arbitrary complex matrix, \mathcal{X} is the feasibility set of the variables, which is assumed to be a convex set, and $h_{m,i}(\{\mathbf{X}\})$ is an FF, i.e., we have

$$h_{mi}(\{\mathbf{X}\}) = \frac{f_{mi}(\{\mathbf{X}\})}{g_{mi}(\{\mathbf{X}\})}, \quad (2)$$

where $f_{mi}(\{\mathbf{X}\}) \geq 0$ and $g_{mi}(\{\mathbf{X}\}) > 0, \forall m, i$, are arbitrary continuous functions of $\{\mathbf{X}\}$. The OP in (1) is a non-convex

FMP minimization problem, which cannot be solved by classical FMP solvers such as Dinkelbach-based algorithms. In the following theorem, we convert (1) into a simpler OP, allowing the reuse of optimization techniques such as MM.

Theorem 1. *A stationary point of (1) can be obtained by iteratively solving*

$$\min_{\{\mathbf{X}\} \in \mathcal{X}, \mathbf{t}, \mathbf{u}} \sum_{m=1}^{M_0} \frac{u_{m0}^2}{t_{m0}} \quad (3a)$$

$$\text{s.t.} \sum_{m=1}^{M_i} \frac{u_{mi}^2}{t_{mi}} \leq \eta_i, \forall i, \quad (3b)$$

$$g_{mi}(\{\mathbf{X}\}) - t_{mi} \geq 0, \forall m, i, \quad (3c)$$

$$2\sqrt{f_{mi}^{(z)}} u_{mi} - f_{mi}^{(z)} \geq f_{mi}(\{\mathbf{X}\}), \forall m, i, \quad (3d)$$

$$t_{mi} > 0, u_{mi} \geq 0, \forall m, i, \quad (3e)$$

where $\mathbf{t} = \{t_{mi}\}_{\forall mi}$ and $\mathbf{u} = \{u_{mi}\}_{\forall mi}$ are the sets of auxiliary optimization variables, z is the iteration index, $f_{mi}^{(z)} = f_{mi}(\{\mathbf{X}^{(z)}\})$, and $\{\mathbf{X}^{(z)}\} = \{\mathbf{X}_1^{(z)}, \mathbf{X}_2^{(z)}, \dots, \mathbf{X}_N^{(z)}\}$.

Proof. Please refer to Appendix B. \square

1) *When f_{mi} is convex and g_{mi} is concave $\forall m, i$:* In this case, (7) is a convex OP, solvable by numerical tools such as CVX [20]. Moreover, the framework converges to an SP of (1) since the approximation in (3d) fulfills the three conditions in Appendix A, as shown in the proof of Theorem 1.

2) *General case:* Unfortunately, in many practical FMP problems of wireless communications, the functions $f_{mi}(\{\mathbf{X}\})$ and $g_{mi}(\{\mathbf{X}\})$ are neither convex nor concave in $\{\mathbf{X}\}$. In this case, an SP of (1) can be found using the following Lemma.

Lemma 1. *When $f_{mi}(\{\mathbf{X}\})$ and $g_{mi}(\{\mathbf{X}\})$ are neither convex nor concave, a stationary point of (1) can be found by iteratively solving*

$$\min_{\{\mathbf{X}\} \in \mathcal{X}, \mathbf{t}, \mathbf{u}} \sum_{m=1}^{M_0} \frac{u_{m0}^2}{t_{m0}} \quad (4a)$$

$$\text{s.t.} \tilde{g}_{mi}(\{\mathbf{X}\}) - t_{mi} \geq 0, \forall m, i, \quad (4b)$$

$$2\sqrt{f_{mi}^{(z)}} u_{mi} - f_{mi}^{(z)} \geq \tilde{f}_{mi}(\{\mathbf{X}\}), \forall m, i, \quad (4c)$$

$$(3b), (3e) \quad (4d)$$

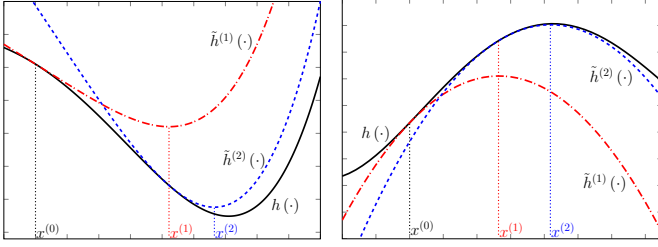
where $\mathbf{t}, \mathbf{u}, z$, and $\{\mathbf{X}^{(z)}\} = \{\mathbf{X}_1^{(z)}, \mathbf{X}_2^{(z)}, \dots, \mathbf{X}_N^{(z)}\}$ are defined as in Theorem 1. Additionally, $\tilde{f}_{mi}(\{\mathbf{X}\})$ is a convex upper bound for $f_{mi}(\{\mathbf{X}\})$, and $\tilde{g}_{mi}(\{\mathbf{X}\})$ is a concave lower bound for $g_{mi}(\{\mathbf{X}\})$, satisfying the following conditions:

- $\tilde{f}_{mi}(\{\mathbf{X}^{(z)}\}) = f_{mi}(\{\mathbf{X}^{(z)}\})$ and $\tilde{g}_{mi}(\{\mathbf{X}^{(z)}\}) = g_{mi}(\{\mathbf{X}^{(z)}\})$,
- $\tilde{f}_{mi}(\{\mathbf{X}\}) > f_{mi}(\{\mathbf{X}\})$ and $\tilde{g}_{mi}(\{\mathbf{X}\}) < g_{mi}(\{\mathbf{X}\})$,
- $\left. \frac{\partial \tilde{f}_{mi}(\{\mathbf{X}\})}{\partial \{\mathbf{X}\}} \right|_{\{\mathbf{X}\}=\{\mathbf{X}^{(z)}\}} = \left. \frac{\partial f_{mi}(\{\mathbf{X}\})}{\partial \{\mathbf{X}\}} \right|_{\{\mathbf{X}\}=\{\mathbf{X}^{(z)}\}}$ and $\left. \frac{\partial \tilde{g}_{mi}(\{\mathbf{X}\})}{\partial \{\mathbf{X}\}} \right|_{\{\mathbf{X}\}=\{\mathbf{X}^{(z)}\}} = \left. \frac{\partial g_{mi}(\{\mathbf{X}\})}{\partial \{\mathbf{X}\}} \right|_{\{\mathbf{X}\}=\{\mathbf{X}^{(z)}\}}$,

for all m, i and $\{\mathbf{X}\} \in \mathcal{X}$.

Proof. Please refer to Appendix C. \square

¹Please refer to Appendix A for preliminaries on the MM framework.



(a) Minimization problem. (b) Maximization problem.

Fig. 1: Examples of iterative MM-based algorithms.

Note that when f_{mi} is non-convex, and/or g_{mi} is non-concave, we employ the following surrogate function

$$\tilde{h}_{mi}(\{\mathbf{X}\}) = \frac{\tilde{f}_{mi}(\{\mathbf{X}\})}{\tilde{g}_{mi}(\{\mathbf{X}\})} \geq h_{mi}(\{\mathbf{X}\}), \quad \forall m, i, \quad (5)$$

where $\tilde{f}_{mi}(\{\mathbf{X}\})$ and $\tilde{g}_{mi}(\{\mathbf{X}\})$ fulfill the conditions in Lemma 1. Indeed, we majorize $h_{mi}(\{\mathbf{X}\})$ to reformulate (1) as an easier surrogate OP, as shown in Fig. 1a. Algorithm I summarizes our solution for (1) in the general case.

Algorithm I: Our framework to solve (1) in the general case.

Initialization

Set $\delta, z = 1, \{\mathbf{X}\} = \{\mathbf{X}^{(0)}\}$

While $\frac{|\sum_{m=1}^{M_0} h_{m0}(\{\mathbf{X}^{(z)}\}) - \sum_{m=1}^{M_0} h_{m0}(\{\mathbf{X}^{(z-1)}\})|}{\sum_{m=1}^{M_0} h_{m0}(\{\mathbf{X}^{(z-1)}\})} \geq \delta$

Calculate $\{\mathbf{X}^{(z)}\}$ by solving (4)

$z = z + 1$

End (While)

Return $\{\mathbf{W}^{(*)}\}$

B. Maximization Problems

In this subsection, we aim for solving

$$\max_{\{\mathbf{X}\} \in \mathcal{X}} \sum_{m=1}^{M_0} h_{m0}(\{\mathbf{X}\}) \quad \text{s.t.} \quad \sum_{m=1}^{M_i} h_{mi}(\{\mathbf{X}\}) \geq 0, \quad \forall i, \quad (6)$$

where $\{\mathbf{X}\}$, and $h_{m,i}(\{\mathbf{X}\}) \forall m, i$, are defined as in (1). The OP in (6) is a non-convex FMP problem, not solvable by classical FMP solvers, such as Dinkelbach-based algorithms. In the following theorem, we reformulate (6) as a non-FMP problem to attain its stationary point.

Theorem 2. A stationary point of (6) can be obtained by iteratively solving

$$\max_{\{\mathbf{X}\} \in \mathcal{X}, \mathbf{t}} \sum_{m=1}^{M_0} \tilde{h}_{m0}^{(z)}(\{\mathbf{X}\}) \quad (7a)$$

$$\text{s.t.} \quad \sum_{m=1}^{M_i} \tilde{h}_{mi}^{(z)}(\{\mathbf{X}\}) \geq 0, \quad (7b)$$

$$f_{mi}(\{\mathbf{X}\}) - t_{mi}^2 \geq 0, \quad \forall m, i, \quad (7c)$$

$$t_{mi} \geq 0, \quad \forall m, i, \quad (7d)$$

where $\mathbf{t} = \{t_{mi}\}_{\forall m,i}$ is a set of auxiliary optimization variables, z is the iteration index, and

$$\tilde{h}_{mi}^{(z)}(\{\mathbf{X}\}) = 2a_{mi}^{(z)}t_{mi} - a_{mi}^{(z)2}g_{mi}(\{\mathbf{X}\}), \quad \forall m, i, \quad (8a)$$

$$a_{mi}^{(z)} = \frac{\sqrt{f_i(\{\mathbf{X}^{(z)}\})}}{g_i(\{\mathbf{X}^{(z)}\})}, \quad \forall m, i, \quad (8b)$$

where $\{\mathbf{X}^{(z)}\} = \{\mathbf{X}_1^{(z)}, \mathbf{X}_2^{(z)}, \dots, \mathbf{X}_N^{(z)}\}$.

Proof. Please refer to Appendix D. \square

1) When f_{mi} is concave and g_{mi} is convex $\forall m, i$: In this case, (7) is convex, and the framework converges to an SP of (6) since the surrogate functions $\tilde{h}_{mi}^{(z)}(\{\mathbf{X}\})$ fulfill the three conditions in Appendix A for all m, i , as shown in the proof of Theorem 2. Note that constraint (7c) is convex in \mathbf{t} . Moreover, the OF of (7) and CFs (7b) and (7d) are linear in \mathbf{t} .

2) *General case:* In practical scenarios, the functions $f_{mi}(\{\mathbf{X}\})$ and $g_{mi}(\{\mathbf{X}\})$ are neither convex nor concave in $\{\mathbf{X}\}$. In this case, we can utilize the following lemma to compute an SP of (6).

Lemma 2. If $f_{mi}(\{\mathbf{X}\})$ and $g_{mi}(\{\mathbf{X}\})$ are non-convex and non-concave, a stationary point of (6) can be calculated by iteratively solving

$$\max_{\{\mathbf{X}\} \in \mathcal{X}, \mathbf{t}} \sum_{m=1}^{M_0} \left(2a_{m0}^{(z)}t_{m0} - a_{m0}^{(z)2}\tilde{g}_{m0}(\{\mathbf{X}\}) \right) \quad (9a)$$

$$\text{s.t.} \quad \sum_{m=1}^{M_i} \left(2a_{mi}^{(z)}t_{mi} - a_{mi}^{(z)2}\tilde{g}_{mi}(\{\mathbf{X}\}) \right), \quad \forall i, \quad (9b)$$

$$\tilde{f}_{mi}(\{\mathbf{X}\}) - t_{mi}^2 \geq 0, \quad \forall m, i, \quad (9c)$$

$$t_{mi} \geq 0, \quad \forall m, i, \quad (9d)$$

where $\mathbf{t}, z, \{\mathbf{X}^{(z)}\}$ and $a_{mi}^{(z)}$ are defined as in Theorem 2. Additionally, $\tilde{f}_{mi}(\{\mathbf{X}\})$ is a concave lower bound for $f_{mi}(\{\mathbf{X}\})$, and $\tilde{g}_{mi}(\{\mathbf{X}\})$ is a convex upper bound for $g_{mi}(\{\mathbf{X}\})$, satisfying the following conditions:

- $\tilde{f}_{mi}(\{\mathbf{X}^{(z)}\}) = f_{mi}(\{\mathbf{X}^{(z)}\})$ and $\tilde{g}_{mi}(\{\mathbf{X}^{(z)}\}) = g_{mi}(\{\mathbf{X}^{(z)}\})$,
- $\tilde{f}_{mi}(\{\mathbf{X}\}) < f_{mi}(\{\mathbf{X}\})$ and $\tilde{g}_{mi}(\{\mathbf{X}\}) > g_{mi}(\{\mathbf{X}\})$,
- $\frac{\partial \tilde{f}_{mi}(\{\mathbf{X}\})}{\partial \{\mathbf{X}\}} \Big|_{\{\mathbf{X}\}=\{\mathbf{X}^{(z)}\}} = \frac{\partial f_{mi}(\{\mathbf{X}\})}{\partial \{\mathbf{X}\}} \Big|_{\{\mathbf{X}\}=\{\mathbf{X}^{(z)}\}}$ and $\frac{\partial \tilde{g}_{mi}(\{\mathbf{X}\})}{\partial \{\mathbf{X}\}} \Big|_{\{\mathbf{X}\}=\{\mathbf{X}^{(z)}\}} = \frac{\partial g_{mi}(\{\mathbf{X}\})}{\partial \{\mathbf{X}\}} \Big|_{\{\mathbf{X}\}=\{\mathbf{X}^{(z)}\}}$

for all m, i and $\{\mathbf{X}\} \in \mathcal{X}$.

Proof. Please refer to Appendix E. \square

In the framework proposed to solve (6) for the general case, we first minorize $h_{mi}(\{\mathbf{X}\})$ and then solve the corresponding surrogate OP in (9) to compute an SP of (6), as shown in Fig. 1b. Algorithm II summarizes our solution for (6) in the general case. Note that when $f_{mi}(\{\mathbf{X}\})$ is a quadratic convex function, we can directly use the inequality in (74). In this case, there is no need to use the auxiliary variable t_{mi} . We provide a practical example of maximizing FFs with a quadratic numerator in Section IV-D.

Algorithm II: Our framework to solve (6) in the general case.

Initialization

Set $\delta, z = 1, \{\mathbf{X}\} = \{\mathbf{X}^{(0)}\}$

While $\frac{\sum_{m=1}^{M_0} h_{m0}(\{\mathbf{X}^{(z)}\}) - \sum_{m=1}^{M_0} h_{m0}(\{\mathbf{X}^{(z-1)}\})}{\sum_{m=1}^{M_0} h_{m0}(\{\mathbf{X}^{(z-1)}\})} \geq \delta$

Calculate $\{\mathbf{X}^{(z)}\}$ by solving (9)

$z = z + 1$

End (While)

Return $\{\mathbf{W}^{(*)}\}$

C. Discussions on the General Maximization and Minimization Problems

In Section II-A and Section II-B, we consider $h_{mi}(\{\mathbf{X}\}) \geq 0$; however, the frameworks proposed in this paper can also be applied to OPs associated with negative functions. A practical example of such FMP OPs is constituted by multi-objective OPs, targeting to maximize a term while minimizing another one, yielding a format of $h_{01}(\{\mathbf{X}\}) - h_{00}(\{\mathbf{X}\})$ for the OF of the OP. It can be the case, for instance, when we aim for maximizing the EE, while simultaneously minimizing latency. When maximizing an FF utility function in the format of $h_{01}(\{\mathbf{X}\}) - h_{00}(\{\mathbf{X}\})$, we can apply the approach in Section II-B to find a lower bound for $h_{01}(\{\mathbf{X}\})$ and the approach in Section II-A to calculate an upper bound for $h_{00}(\{\mathbf{X}\})$. Due to space restriction, we skip the details, as it is a straightforward extension of the solutions provided in Section II-A and Section II-B.

Our framework can also solve FMP OPs with the format of

$$\min_{\{\mathbf{X}\} \in \mathcal{X}} \sum_{m=1}^{M_0} h_{m0}(\{\mathbf{X}\}) \quad \text{s.t.} \quad \sum_{m=1}^{M_i} h_{mi}(\{\mathbf{X}\}) \geq 0, \forall i. \quad (10)$$

To solve (10), we can leverage the approach in Section II-A to deal with the OF, while using the approach in Section II-B to handle the CFs. Alternatively, the framework can also solve FMP OPs having the following format

$$\max_{\{\mathbf{X}\} \in \mathcal{X}} \sum_{m=1}^{M_0} h_{m0}(\{\mathbf{X}\}) \quad \text{s.t.} \quad \sum_{m=1}^{M_i} h_{mi}(\{\mathbf{X}\}) \leq \eta_i, \forall i. \quad (11)$$

To this end, we can employ the approach in Section II-B to find a surrogate function for the OF, while utilizing the approach in Section II-A to derive a surrogate function for the CFs.

In the aforementioned FMP OPs, we assume that the OF and CFs are linear in $h_{mi}(\{\mathbf{X}\}) \forall m, i$. However, our optimization framework can also solve OPs in which the OF and CFs are non-linear in $h_{mi}(\{\mathbf{X}\})$, i.e., in a format of $\phi_{mi}(h_{mi}(\{\mathbf{X}\}))$, where $\phi_{mi}(\cdot)$ can be even non-convex or non-concave. We will discuss this issue in Section III and Section IV, providing a pair of practical examples. Additionally, we note that our framework can also solve products of FFs as

$$\prod_i \frac{f_{mi}(\{\mathbf{X}\})}{g_{mi}(\{\mathbf{X}\})}, \forall m. \quad (12)$$

This type of functions include, for instance, geometric mean optimization as we will discuss in the next sections. Finally, we note that a key step in our optimization framework is to find adequate surrogate functions for $f_{mi}(\{\mathbf{X}\})$ and/or $g_{mi}(\{\mathbf{X}\})$, which can be challenging in many practical scenarios. In

TABLE IV: Practical applications of the objective functions solvable by our framework in Section II-A.

Sum delay	$\sum_k \frac{L_k}{r_k}$
Geometric mean of delay	$\prod_k \left(\frac{L_k}{r_k} \right)^{1/K}$
Maximum MSE	$\max_k \left\{ \text{Tr} \left(\mathbf{I} - \mathbf{D}_k^{-1} \mathbf{S}_k \right) \right\}$
Sum MSE	$\sum_k \text{Tr} \left(\mathbf{I} - \mathbf{D}_k^{-1} \mathbf{S}_k \right)$

Appendix F, we provide inequalities to expedite calculating efficient surrogate functions, especially for MIMO systems.

III. PRACTICAL APPLICATIONS OF FMP MINIMIZATION PROBLEMS

The unified optimization framework of Section II can solve a large family of FMP problems. In this section, we provide various examples of such FMP minimization problems, focusing on MU-MIMO systems relying on FBL coding. Particularly, we minimize the sum delay, geometric mean of delays, channel dispersion, and MSE. To provide a detailed solution, we consider a single-cell MIMO BC in this section. Section V describes the applications of our framework in other MU-MIMO systems. We provide a few practical examples of the FMP minimization problems, solvable by our optimization framework in Table IV.

A. MIMO Broadcast Channels

1) *Network scenario:* In the practical examples of this section, we study a MIMO BC, consisting of a single BS having N_{BS} transmit antennas (TAs), serving K users each equipped with N_u receive antennas (RAs). Moreover, we treat interference as noise (TIN) and employ FBL coding having a codeword length n at the BS to make the rates more general than the classical Shannon rates. In the following, we briefly state the achievable rate and EE of users, and refer the reader to, e.g., [18] for more in-depth discussions.

2) *Rate and EE expressions:* Upon using the normal approximation (NA), the achievable rate of user k is given by [18, Lemma 1]

$$r_k = \underbrace{\log |\mathbf{I} + \mathbf{D}_k^{-1} \mathbf{S}_k|}_{r_{s,k} = \text{Shannon Rate}} - Q^{-1}(\epsilon) \sqrt{\frac{v_k}{n}}, \quad (13)$$

where v_k is the channel dispersion of user k , $\mathbf{S}_k = \mathbf{H}_k \mathbf{W}_k (\mathbf{H}_k \mathbf{W}_k)^H$ is the covariance matrix of the desired signal at user k , and \mathbf{D}_k is the covariance matrix of the interfering signals plus noise, given by

$$\mathbf{D}_k = \mathbf{C}_k + \sum_{j=1, j \neq k}^K \mathbf{H}_k \mathbf{W}_j (\mathbf{H}_k \mathbf{W}_j)^H, \quad (14)$$

where \mathbf{C}_k is the covariance of the additive noise at user k , \mathbf{H}_k is the channel between the BS and user k , while \mathbf{W}_j is the beamforming matrix, corresponding to the signal containing the data of user k . An achievable channel dispersion for MU-MIMO systems with Gaussian signals is [18], [21]

$$v_k = 2 \text{Tr}(\mathbf{S}_k (\mathbf{D}_k + \mathbf{S}_k)^{-1}), \quad (15)$$

TABLE V: List of most frequently used notations in Section III.

\mathbf{H}_k	Channel between the BS and user k
\mathbf{W}_k	Beamforming matrix for data transmission to user k
r_k	Rate of user k , given by (13)
$r_{S,k}$	Shannon rate of user k , given by (13)
e_k	EE of user k , given by (16)
g	Global EE of the network, given by (17)
\tilde{r}_k	Concave lower bound for r_k , given by Lemma 3
L_k	Packet length for user k
p_k	Power consumption for data TX to user k , given by (39)
v_k	Achievable channel dispersion for user k , given by (15)
ζ	Tradeoff between GEE and sum rate, given by (36)
ζ_k	Tradeoff between EE and rate of user k , given by (40)
ξ_k	MSE of user k , given by (27)

which is an FF of $\{\mathbf{W}\} = \{\mathbf{W}_j\}_{\forall j}$.

The EE of user k is [12]

$$e_k = \frac{r_k}{P_s + \eta \text{Tr}(\mathbf{W}_k \mathbf{W}_k^H)}, \quad (16)$$

where P_s is the static power required for transmitting data to user k , and η is the power efficiency of the power amplifier at the BS. Furthermore, the GEE of the network is [12]

$$g = \frac{\sum_k r_k}{\sum_k [P_s + \eta \text{Tr}(\mathbf{W}_k \mathbf{W}_k^H)]}. \quad (17)$$

Finally, the transmission delay of user k is given by [22], [23]

$$d_k = \frac{L_k}{r_k}, \quad (18)$$

where L_k is the packet length of user k .

The rate function in (13) is non-concave and non-convex. A concave lower-bound for the rates was obtained in [18, Lemma 5]. Here, we restate the bound for the ease of the reader.

Lemma 3 ([18]). *A concave lower bound for r_k is*

$$r_k \geq \tilde{r}_k = a_k + 2 \sum_j \Re \{ \text{Tr}(\mathbf{A}_{kj} \mathbf{W}_j^H \tilde{\mathbf{H}}_k^H) \} - \text{Tr}(\mathbf{B}_k (\mathbf{H}_k \mathbf{W}_k \mathbf{W}_k^H \mathbf{H}_k^H + \mathbf{D}_k)), \quad (19)$$

where the coefficients a_k , \mathbf{A}_{kj} , and \mathbf{B}_k are given by [18, Lemma 5].

B. Sum Delay Minimization

The minimization of the sum transmission delay can be formulated as

$$\min_{\{\mathbf{W}\}} \sum_k \frac{L_k}{r_k} \quad (20a)$$

$$\text{s.t. } \sum_k \text{Tr}(\mathbf{W}_k \mathbf{W}_k^H) \leq P, \quad (20b)$$

where P is the power budget of the BS. Upon leveraging Lemma 1 and Lemma 3, we can attain an SP of (20) by iteratively solving

$$\min_{\{\mathbf{W}\}, \mathbf{t}} \sum_k \frac{L_k}{t_k} \quad \text{s.t. (20b), } \tilde{r}_k \geq t_k > 0, \forall k, \quad (21)$$

where $\mathbf{t} = \{t_1, t_2, \dots, t_K\}$ is the set of auxiliary variables. Note that in (20), L_k is assumed to be constant. However, our

framework can also solve OPs in which L_k is an optimization variable. It happens when a joint design of the physical (PHY) layer and higher layers, e.g., the multiple access (MAC) or network, is studied. Moreover, in applications to mobile-edge computing, the number of bits offloaded to a computing center via a communication link is an optimization variable [22], [23]. In these applications, the resultant latency-minimization problem falls into FMP, solvable by our algorithm in Section II-A. To avoid unnecessary complications of the practical examples, we leave it for future research.

C. Geometric Mean of Delays

The geometric mean of the transmission delays is

$$\bar{d} = \prod_k d_k^{\frac{1}{K}} = \prod_k \left(\frac{L_k}{r_k} \right)^{\frac{1}{K}}, \quad (22)$$

and minimizing \bar{d} can be written as

$$\min_{\{\mathbf{W}\}} \prod_k \left(\frac{L_k}{r_k} \right)^{\frac{1}{K}} \quad \text{s.t. (20b)}. \quad (23)$$

Upon employing the inequality in Lemma 9, we have

$$\min_{\{\mathbf{W}\}} \sum_k \alpha_k \frac{L_k}{r_k} \quad \text{s.t. (20b)}, \quad (24)$$

where α_k is a constant coefficient, given by

$$\alpha_k = \frac{1}{K} \left(\frac{L_i}{r_k(\{\mathbf{W}^{(z-1)}\})} \right)^{\frac{1-K}{K}} \prod_{i \neq k} \left(\frac{L_i}{r_i(\{\mathbf{W}^{(z-1)}\})} \right)^{\frac{1}{K}}. \quad (25)$$

Now we can leverage Lemma 1 and Lemma 3 to attain an SP of (23) by iteratively solving

$$\min_{\{\mathbf{W}\}, \mathbf{t}} \sum_k \frac{\alpha_k L_k}{t_k} \quad \text{s.t. (20b), } \tilde{r}_k \geq t_k > 0, \forall k. \quad (26)$$

Note that the geometric mean can be considered as a fairness metric in multi-user systems [24].

D. Minimizing Maximum or Sum Mean Square Error

Upon using an MMSE estimator, the MSE of user k is [25]

$$\xi_k = \text{Tr}(\mathbf{I} - \mathbf{D}_k^{-1} \mathbf{S}_k), \quad (27)$$

which has a fractional structure in $\{\mathbf{W}\}$. We consider a pair of minimization problems, having an MSE-related metric as the OF: i) minimizing the sum MSE, ii) minimizing the maximum (min-max) MSE. To solve these OPs, we employ the inequality in Lemma 8 to calculate a convex upper bound for ξ_k in the following lemma.

Lemma 4. *For all feasible $\{\mathbf{W}\}$ and $\{\mathbf{W}^{(z)}\}$, the following inequality holds:*

$$\xi_k = \text{Tr}(\mathbf{I} - \mathbf{D}_k^{-1} \mathbf{S}_k) \leq \tilde{\xi}_k = \text{Tr}(\mathbf{I} + \tilde{\mathbf{D}}_k^{-1} \tilde{\mathbf{S}}_k \tilde{\mathbf{D}}_k^{-1} \mathbf{D}_k) - 2\Re \left\{ \text{Tr}(\tilde{\mathbf{D}}_k^{-1} \mathbf{H}_k \mathbf{W}_k^{(z)} \mathbf{W}_k^H \mathbf{H}_k^H) \right\}, \quad (28)$$

where $\tilde{\mathbf{D}}_k = \mathbf{D}_k(\{\mathbf{W}^{(z)}\})$ and $\tilde{\mathbf{S}}_k = \mathbf{S}_k(\{\mathbf{W}^{(z)}\})$. Note that $\tilde{\xi}_k$ is quadratic in $\{\mathbf{W}\}$.

1) *Minimizing sum MSE*: The sum MSE minimization can be formulated as

$$\min_{\{\mathbf{W}\}} \sum_k \xi_k \quad \text{s.t. (20b).} \quad (29)$$

Upon using Lemma 4, we can attain an SP of (29) by iteratively solving

$$\min_{\{\mathbf{W}\}} \sum_k \tilde{\xi}_k \quad \text{s.t. (20b).} \quad (30)$$

2) *Max-min MSE*: We can formulate the max-min MSE as

$$\min_{\{\mathbf{W}\}} \max_k \{\xi_k\} \quad \text{s.t. (20b).} \quad (31)$$

Leveraging Lemma 4, we can compute an SP of (31) by iteratively solving

$$\min_{\{\mathbf{W}\}} \max_k \{\tilde{\xi}_k\} \quad \text{s.t. (20b).} \quad (32)$$

E. Optimizing Channel Dispersion

The channel dispersion is also an FF of $\{\mathbf{W}\}$, expressed as

$$v_k = 2\text{Tr}(\mathbf{S}_k(\mathbf{D}_k + \mathbf{S}_k)^{-1}). \quad (33)$$

All OPs associated with FBL coding require an optimization over the channel dispersion. In this subsection, we provide a convex upper bound for v_k , which can be used for minimizing v_k . Note that r_k is decreasing in v_k , which motivates minimizing v_k . To find the bound, we rewrite v_k as follows

$$v_k = 2\text{Tr}(\mathbf{I} - \mathbf{D}_k(\mathbf{D}_k + \mathbf{S}_k)^{-1}). \quad (34)$$

Upon employing Lemma 8, we have

$$\begin{aligned} v_k &= 2\text{Tr}(\mathbf{I} - \mathbf{D}_k(\mathbf{D}_k + \mathbf{S}_k)^{-1}) \leq \tilde{v}_k \\ &= \text{Tr} \left(\mathbf{I} + (\tilde{\mathbf{D}}_k + \tilde{\mathbf{S}}_k)^{-1} \tilde{\mathbf{D}}_k (\tilde{\mathbf{D}}_k + \tilde{\mathbf{S}}_k)^{-1} (\mathbf{D}_k + \mathbf{S}_k) \right) \\ &\quad - 2 \sum_{j \neq k} \Re \left\{ \text{Tr} \left((\tilde{\mathbf{D}}_j + \tilde{\mathbf{S}}_j)^{-1} \mathbf{H}_j \mathbf{W}_j^{(z)} \mathbf{W}_j^H \mathbf{H}_j^H \right) \right\}, \end{aligned} \quad (35)$$

where $\tilde{\mathbf{D}}_k$ and $\tilde{\mathbf{S}}_k$ are defined as in Lemma 4 for all k . The upper bound \tilde{v}_k is quadratic and convex in $\{\mathbf{W}\}$.

IV. PRACTICAL APPLICATIONS OF FMP MAXIMIZATION PROBLEMS

In this section, we provide four examples of practical FMP maximization problems with applications to MU-MIMO systems using FBL coding. Specifically, we maximize the spectral-energy efficiency (SEE) tradeoff metrics, weighted sum EE (WSEE), and the geometric mean of EE (GMEE), as mentioned in Table VI. Similar to Section III, we consider a single-cell MIMO BC in this section.

A. Spectral-energy-efficiency Tradeoff

We consider a pair of performance metrics to evaluate the tradeoff between the SE and EE in this subsection.

TABLE VI: Practical applications of the objective functions solvable by our framework in Section II-B.

GEE & sum rate tradeoff	$\alpha \sum_k r_k + \frac{(1-\alpha) \sum_k r_k}{\sum_k [P_s + \eta \text{Tr}(\mathbf{W}_k \mathbf{W}_k^H)]}$
Max-min EE & SE tradeoff	$\min_k \left\{ \alpha_k r_k + \frac{(1-\alpha_k) r_k}{P_s + \eta \text{Tr}(\mathbf{W}_k \mathbf{W}_k^H)} \right\}$
Weighted sum EE	$\sum_k \frac{\alpha_k r_k}{P_s + \eta \text{Tr}(\mathbf{W}_k \mathbf{W}_k^H)}$
Geometric mean of EE	$\prod_k \left(\frac{r_k}{P_s + \eta \text{Tr}(\mathbf{W}_k \mathbf{W}_k^H)} \right)^{1/k}$

1) *Sum Rate and GEE Tradeoff*: A metric for studying the SEE tradeoff is given by [14]–[17]

$$\zeta = \alpha \sum_k r_k + \frac{(1-\alpha) \sum_k r_k}{\sum_k [P_s + \eta \text{Tr}(\mathbf{W}_k \mathbf{W}_k^H)]}, \quad (36)$$

where $0 \leq \alpha \leq 1$ and $(1-\alpha)$ are the weights corresponding to the SE and EE, respectively. We can formulate the maximization of ζ as follows

$$\max_{\{\mathbf{W}\}} \alpha \sum_k r_k + \frac{(1-\alpha) \sum_k r_k}{\sum_k [P_s + \eta \text{Tr}(\mathbf{W}_k \mathbf{W}_k^H)]} \quad \text{s.t. (20b).} \quad (37)$$

Leveraging Lemma 2 and Lemma 3 yields the convex OP

$$\max_{\{\mathbf{W}\}, t} \alpha \sum_k \tilde{r}_k + (1-\alpha) \left(2\beta^{(z)} t - \beta^{(z)^2} \sum_k p_k(\{\mathbf{W}\}) \right) \quad (38a)$$

$$\text{s.t. (20b), } \sum_k \tilde{r}_k - t^2 \geq 0, \quad (38b)$$

where $\beta^{(z)} = \frac{\sqrt{\sum_k r_k(\mathbf{W}^{(z)})}}{\sum_k p_k(\mathbf{W}^{(z)})}$ and

$$p_k(\mathbf{W}) = P_s + \eta \text{Tr}(\mathbf{W}_k \mathbf{W}_k^H). \quad (39)$$

2) *Max-min Rate and EE Tradeoff*: Another SEE tradeoff metric is based on the individual rate and EE of each user given by

$$\zeta_k = \alpha_k r_k + \frac{(1-\alpha_k) r_k}{P_s + \eta \text{Tr}(\mathbf{W}_k \mathbf{W}_k^H)}, \quad (40)$$

where $0 \leq \alpha_k \leq 1$ and $1-\alpha_k$ are coefficients reflecting the weights of the SE and EE for user k , respectively. Maximizing the minimum of ζ_k for all k can be expressed as

$$\max_{\{\mathbf{W}\}} \min_k \left\{ \alpha_k r_k + \frac{(1-\alpha_k) r_k}{P_s + \eta \text{Tr}(\mathbf{W}_k \mathbf{W}_k^H)} \right\} \quad \text{s.t. (20b).} \quad (41)$$

Upon utilizing Lemma 2 and Lemma 3, we obtain the convex OP

$$\max_{\{\mathbf{W}\}, t} \min_k \left\{ \alpha_k \tilde{r}_k + (1-\alpha_k) \left(2\beta_k^{(z)} t_k - \beta_k^{(z)^2} p_k \right) \right\} \quad (42a)$$

$$\text{s.t. (20b), } \tilde{r}_k - t_k^2 \geq 0, \quad \forall k, \quad (42b)$$

where $\beta_k^{(z)} = \frac{\sqrt{r_k(\{\mathbf{W}^{(z)}\})}}{p_k(\{\mathbf{W}^{(z)}\})}$, p_k is given by (39), and $\mathbf{t} = \{t_1, t_2, \dots, t_K\}$ is the set of auxiliary optimization variables.

B. Weighted Sum EE

The weighted sum EE can be formulated as

$$\max_{\{\mathbf{W}\}} \sum_k \frac{\alpha_k r_k}{P_s + \eta \text{Tr}(\mathbf{W}_k \mathbf{W}_k^H)} \quad \text{s.t. (20b), } r_k \geq r_k^{th}, \quad \forall k, \quad (43)$$

where α_k s are the corresponding weights, and r_k^{th} is the minimum operational rate for user k to ensure a specific quality of service (QoS). To find an SP of (43), we utilize Lemma 2 and Lemma 3, yielding the convex OP

$$\max_{\{\mathbf{W}\}, \mathbf{t}} \sum_k \alpha_k \left(2\beta_k^{(z)} t_k - \beta_k^{(z)2} (P_s + \eta \text{Tr}(\mathbf{W}_k \mathbf{W}_k^H)) \right) \quad (44a)$$

$$\text{s.t. (20b), } \alpha_k \tilde{r}_k - t_k^2 \geq 0, \tilde{r}_k \geq r_k^{th}, \forall k, \quad (44b)$$

where $\beta_k^{(z)} = \frac{\sqrt{r_k(\{\mathbf{W}^{(z)}\})}}{p_k(\{\mathbf{W}^{(z)}\})}$, and \mathbf{t} is defined as in (42).

C. Geometric Mean of EE Functions

The geometric mean (GM) of EE is defined as

$$\bar{e} = \prod_k \left(\frac{r_k}{P_s + \eta \text{Tr}(\mathbf{W}_k \mathbf{W}_k^H)} \right)^{1/k}. \quad (45)$$

Hence, the maximization of the GM of the EE can be written as

$$\max_{\{\mathbf{W}\}} \prod_k \left(\frac{r_k}{P_s + \eta \text{Tr}(\mathbf{W}_k \mathbf{W}_k^H)} \right)^{1/k} \quad (46a)$$

$$\text{s.t. (20b), } r_k \geq r_k^{th}, \forall k. \quad (46b)$$

Maximizing $x^{1/K}$ is equivalent to maximizing x^2 for $x \geq 0$. Hence, the solution of (46) is equivalent to the solution of

$$\max_{\{\mathbf{W}\}} \prod_k \left(\frac{r_k}{P_s + \eta \text{Tr}(\mathbf{W}_k \mathbf{W}_k^H)} \right)^2 \quad (47a)$$

$$\text{s.t. (20b), } r_k \geq r_k^{th}, \forall k. \quad (47b)$$

Upon utilizing Lemma 2 and the lower bounds in Lemma 3 and Lemma 10, we can obtain

$$\max_{\{\mathbf{W}\}, \mathbf{t}} \sum_k \alpha_k \left(2\beta_k^{(z)} t_k - \beta_k^{(z)2} (P_s + \eta \text{Tr}(\mathbf{W}_k \mathbf{W}_k^H)) \right) \quad (48a)$$

$$\text{s.t. (20b), } \tilde{r}_k - t_k^2 \geq 0, \tilde{r}_k \geq r_k^{th}, \forall k, \quad (48b)$$

where $\beta_k^{(z)} = \frac{\sqrt{r_k(\{\mathbf{W}^{(z)}\})}}{p_k(\{\mathbf{W}^{(z)}\})}$, and α_k is a coefficient, given by

$$\alpha_k = 2e_k \left(\{\mathbf{W}^{(z)}\} \right) \prod_{i \neq k} e_i^2 \left(\{\mathbf{W}^{(z)}\} \right), \forall k. \quad (49)$$

D. Weighted-sum SINR Maximization

The focus of this paper is on MU-MIMO systems supporting multiple-stream data transmission per users. However, for the sake of completeness, we also solve the maximization of weighted-sum SINR in MIMO systems, when a single-stream data transmission is utilized. In this case, we have to optimize over the beamforming vectors $\{\mathbf{w}\} = \{\mathbf{w}_1, \mathbf{w}_2, \dots, \mathbf{w}_K\}$, instead of the matrices $\{\mathbf{W}\}$, where \mathbf{w}_k is the beamforming vector, corresponding to user k . Thus, the SINR of user k is

$$\gamma_k = \frac{\mathbf{w}_k^H \mathbf{H}_k^H \mathbf{H}_k \mathbf{w}_k}{\sigma^2 + \sum_{j \neq k} \mathbf{w}_j^H \mathbf{H}_k^H \mathbf{H}_k \mathbf{w}_j}, \quad (50)$$

where σ^2 is the noise variance at the receiver of user k .

The weighted-sum SINR maximization can be formulated as

$$\max_{\{\mathbf{w}\}} \sum_k \alpha_k \gamma_k \quad \text{s.t. } \sum_k \mathbf{w}_k \mathbf{w}_k^H \leq P, \quad (51)$$

where α_k is the corresponding SINR weight for user k . To obtain an SP of (51), we employ the inequality in (74) to calculate a surrogate function for γ_k as

$$\gamma_k \geq \tilde{\gamma}_k = \frac{2\Re \left\{ (\mathbf{H}_k \mathbf{w}_k^{(z)})^H \mathbf{H}_k \mathbf{w}_k \right\}}{\sigma^2 + \sum_{j \neq k} |\mathbf{h}_k \mathbf{w}_j^{(z)}|^2} - \frac{|\mathbf{h}_k \mathbf{w}_k^{(z)}|^2}{\left(\sigma^2 + \sum_{j \neq k} |\mathbf{h}_k \mathbf{w}_j^{(z)}|^2 \right)^2} \left(\sigma^2 + \sum_{j \neq k} |\mathbf{h}_k \mathbf{w}_j|^2 \right), \quad (52)$$

which is quadratic and concave. Then, we attain an SP of (51) by iteratively solving

$$\max_{\{\mathbf{w}\}} \sum_k \alpha_k \tilde{\gamma}_k \quad \text{s.t. } \sum_k \mathbf{w}_k \mathbf{w}_k^H \leq P. \quad (53)$$

Note that the bound in (52) can be employed to obtain an SP of other OPs with SINRs such as the max-min SINR of users.

V. EXTENSION TO RIS-AIDED SYSTEMS

In RIS-aided systems, we can optimize the system performance not only through the beamforming matrices $\{\mathbf{W}\}$ at the BS, but also through the channels by modifying the RIS coefficients. In this section, we extend our solutions in Section III and Section IV to MU-MIMO RIS-aided BCs relying on FBL coding. To this end, we employ an alternating optimization (AO) approach. More particularly, we separate the optimization of $\{\mathbf{W}\}$ and RIS coefficients Θ at each iteration. Indeed, we first optimize over $\{\mathbf{W}\}$, when Θ is kept fixed at $\Theta^{(z-1)}$. Then we alternate and optimize over Θ , when $\{\mathbf{W}\}$ is kept fixed at $\{\mathbf{W}^{(z-1)}\}$. Optimization of $\{\mathbf{W}\}$ is similar to the solutions in Section III and Section IV. Thus, we only consider the optimization of Θ in this section. To this end, a concave lower bound of the rates in Θ is needed similar to when optimizing over $\{\mathbf{W}\}$. A concave lower bound for \hat{r}_k is provided in [18, Corollary 1]. To avoid redundancy, we do not restate them here.

We utilize the channel model in [26] for a MIMO RIS-aided link as $\mathbf{H}_k = \mathbf{G}_k \Theta \mathbf{G} + \tilde{\mathbf{G}}_k$, where $\tilde{\mathbf{G}}_k$ is the channel between the BS and user k , \mathbf{G} is the channel between the RIS and the BS, \mathbf{G}_k is the channel between the RIS and user k , and Θ is the diagonal matrix, encompassing the RIS coefficients. Assuming a nearly passive diagonal RIS, the feasible set of the RIS coefficients is convex as

$$\mathcal{D} = \{\theta_{mn} : |\theta_{mm}|^2 \leq 1, \theta_{mn} = 0, \forall m \neq n\}, \quad (54)$$

where θ_{mn} denotes the entry of the m -th row and n -th column of Θ .

In this section, we also provide a few numerical examples using the simulation parameters and setup in Appendix G. Note that we are not aware of any other treatises solving the OPs in Section III and Section IV for MU-MIMO systems us-

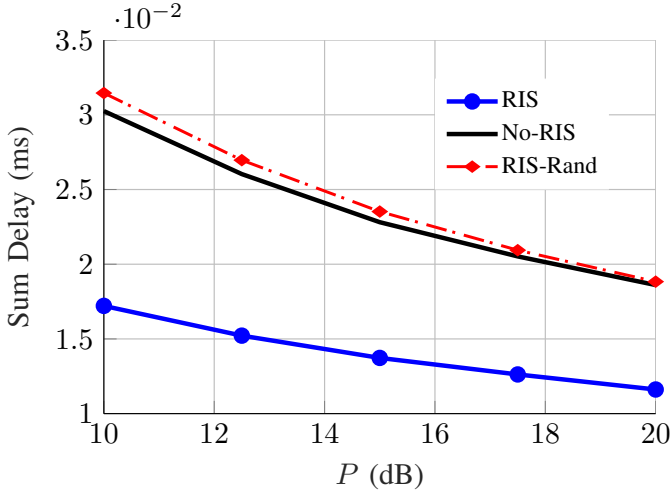


Fig. 2: Average sum delay, using the metric in (18), versus P for $N_{BS} = 4$, $N_u = 3$, and $K = 2$.

ing FBL coding. Hence, in the numerical results, we consider the following schemes:

- **RIS:** The solution of our framework for RIS-aided systems.
- **No-RIS:** The solution of our framework for systems, operating without RIS.
- **RIS-Rand:** The solution of our framework for RIS-aided systems, employing random RIS elements.

A. Sum Delay Minimization

The optimization of $\{\mathbf{W}\}$ for fixed Θ is provided in Section III-B, when sum delay is minimized. Here, we solve the sum delay minimization for fixed $\{\mathbf{W}\}$, which can be written as

$$\min_{\Theta \in \mathcal{D}} \sum_k \frac{L_k}{r_k}. \quad (55)$$

To solve (55), we employ an approach similar to the one in Section III-B. More specifically, we leverage Lemma 1 and a concave lower bound for r_k as \hat{r}_k , provided in [18, Corollary 1], which yields

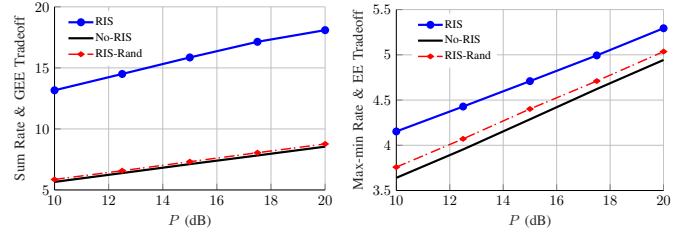
$$\min_{\Theta \in \mathcal{D}, t} \sum_k \frac{L_k}{t_k} \quad \text{s.t. } \hat{r}_k \geq t_k > 0, \forall k. \quad (56)$$

The algorithm converges to an SP of the sum delay minimization OP, since the algorithm falls into the MM framework.

In Fig. 2, we show the average sum delay versus P , using Monte Carlo simulations. The sum delay of the algorithms considered in Fig. 2 decreases with the power budget of the BS. Moreover, the RIS substantially reduces the delay when appropriately optimized. Interestingly, to achieve a target sum delay, the RIS-aided system requires a significantly lower transmission power, which indicates how energy-efficient RIS can be, when low-latency communication is required.

B. Spectral-energy-efficiency Tradeoff

The optimization of $\{\mathbf{W}\}$ for fixed Θ is provided in Section IV-A, when the SEE tradeoff metrics are maximized. Here,



(a) Using the metric in (36) with $\alpha = \frac{1}{2}$. **(b)** Using the metric in (40) with $\alpha_k = \frac{1}{2}$ for all k .

Fig. 3: SEE tradeoff versus P for $N_{BS} = N_u = 4$, and $K = 3$.

we provide a solution for updating Θ , when we maximize the tradeoff metric ζ stated in (36), yielding the following OP

$$\max_{\Theta \in \mathcal{D}} \alpha \sum_k r_k + \frac{(1-\alpha) \sum_k r_k}{\sum_k [P_s + \eta \text{Tr}(\mathbf{W}_k^{(z)} \mathbf{W}_k^{(z)H})]}. \quad (57)$$

To solve (57), we employ the concave lower bound \hat{r}_k , resulting in the following convex OP

$$\max_{\Theta \in \mathcal{D}} \alpha \sum_k \hat{r}_k + \frac{(1-\alpha) \sum_k \hat{r}_k}{\sum_k [P_s + \eta \text{Tr}(\mathbf{W}_k^{(z)} \mathbf{W}_k^{(z)H})]}. \quad (58)$$

The solution of (58) gives $\Theta^{(z)}$, and the overall algorithm converges to an SP.

In Fig. 3, we show the average SEE tradeoff, using the metrics in (36) and (40), versus the BS power budget. The RIS improves both the SEE tradeoff metrics. Moreover, the benefits of RIS are more significant, when sum rate and GEE are considered as the metrics for the SE and EE, respectively.

C. Sum EE Maximization

The optimization of $\{\mathbf{W}\}$ for fixed Θ can be found in Section IV-B, when the sum EE is maximized. Employing the concave lower bound \hat{r}_k , we can update Θ by solving

$$\max_{\Theta \in \mathcal{D}} \sum_k \frac{\alpha_k \hat{r}_k}{P_s + \eta \text{Tr}(\mathbf{W}_k^{(z)} \mathbf{W}_k^{(z)H})}, \quad (59)$$

converging to an SP of the sum EE maximization problem.

In Fig. 4, we show the average sum EE versus P_s . In this example, the RIS improves the sum EE, when its elements are optimized based on our framework. However, the RIS may not provide any gain, if its elements are chosen randomly.

VI. COMPARISON WITH DINKELBACH-BASED ALGORITHMS

Our framework can also solve multiple-ratio max-min FMP problems, which are a special case of the FMP problems formulated in (6). As a practical application of these OPs, we consider the maximization of the minimum EE, referred to as the max-min EE problem, as

$$\max_{\{\mathbf{W}\}} \min_k \frac{r_k}{P_s + \eta \text{Tr}(\mathbf{W}_k \mathbf{W}_k^H)} \quad \text{s.t. (20b), } r_k \geq r_k^{th}, \forall k. \quad (60)$$

To find an SP of (60) with the GDA, we first employ the bound in Lemma 3 and define the surrogate OP

$$\max_{\{\mathbf{W}\}} \min_k \frac{\tilde{r}_k}{P_s + \eta \text{Tr}(\mathbf{W}_k \mathbf{W}_k^H)} \quad \text{s.t. (20b), } \tilde{r}_k \geq r_k^{th}, \forall k. \quad (61)$$

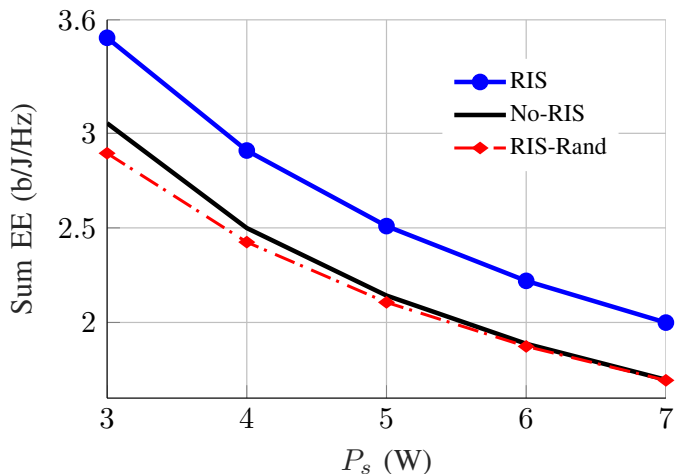


Fig. 4: Average sum EE obtained by solving (43) and (59) versus P_s for $N_{BS} = N_u = 5$, and $K = 2$.

Now we apply the GDA to (61), which means that we iteratively solve

$$\max_{\{\mathbf{W}\}} \min_k \left\{ \tilde{r}_k - \mu^{(m)} p_k \right\} \quad \text{s.t. (20b), } \tilde{r}_k \geq r_k^{th}, \forall k. \quad (62)$$

and update $\mu^{(m)}$ as

$$\mu^{(m)} = \min_k \frac{\tilde{r}_k(\{\mathbf{W}^{(m-1)}\})}{P_s + \eta \text{Tr}(\mathbf{W}_k^{(m-1)} \mathbf{W}_k^{(m-1)H})}, \quad (63)$$

where $\{\mathbf{W}^{(m-1)}\}$ is the solution of (62) in the $(m-1)$ -st iteration of the GDA (i.e., the inner loop). Therefore, to solve (60) with the GDA, we have to employ a twin-loop algorithm in which the outer loop is based on MM, while the inner loop is based on the GDA. The GDA solution for (60) is summarized in Algorithm III.

Algorithm III: The two-loop GDA algorithm to solve (60).

Initialization

Set $\delta_1, \delta_2, z = 1, \{\mathbf{W}\} = \{\mathbf{W}^{(0)}\}$

While $\left(\min_{\forall k} e_k^{(z)} - \min_{\forall k} e_k^{(z-1)} \right) / \min_{\forall k} e_k^{(z-1)} \geq \delta_1$

Calculate \tilde{r}_{lk} , using Lemma 3

While $\left(\min_{\forall k} e_k^{(m)} - \min_{\forall k} e_k^{(m-1)} \right) / \min_{\forall k} e_k^{(m-1)} \geq \delta_2$

Calculate $\mu^{(m)}$ using (63)

Calculate $\{\mathbf{W}\}$ by solving (62)

$m = m + 1$

End (While)

$z = z + 1$

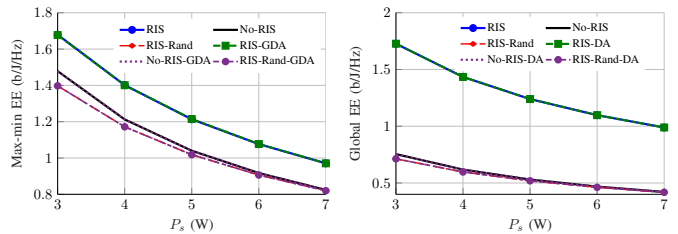
End (While)

Return $\{\mathbf{W}^{(*)}\}$

In contrast to the Dinkelbach-based algorithms, our framework requires only a single-loop, which may reduce the implementation and computational complexities. Specifically, upon utilizing our framework, an SP of (60) can be found by iteratively solving

$$\max_{\{\mathbf{W}\}, \mathbf{t}} \min_k \left\{ 2\beta_k^{(z)} t_k - \beta_k^{(z)^2} (P_s + \eta \text{Tr}(\mathbf{W}_k \mathbf{W}_k^H)) \right\} \quad (64a)$$

$$\text{s.t. (20b), } \alpha_k \tilde{r}_k - t_k^2 \geq 0, \tilde{r}_k \geq r_k^{th}, \forall k. \quad (64b)$$



(a) Max-min EE comparison by **(b)** Comparison of GEE maximization, using the metric in (17).

Fig. 5: Comparison of our framework and Dinkelbach-based algorithms for $P = 10$ dB, $N_{BS} = N_u = 5$, and $K = 2$.

We summarize our solution for (60) in Algorithm IV.

Algorithm IV: Our single-loop framework to solve (60).

Initialization

Set $\delta, z = 1, \{\mathbf{W}\} = \{\mathbf{W}^{(0)}\}$

While $\left(\min_{\forall k} e_k^{(z)} - \min_{\forall k} e_k^{(z-1)} \right) / \min_{\forall k} e_k^{(z-1)} \geq \delta$

Calculate \tilde{r}_{lk} , using Lemma 3

Calculate $\{\mathbf{W}\}$ by solving (64)

$z = z + 1$

End (While)

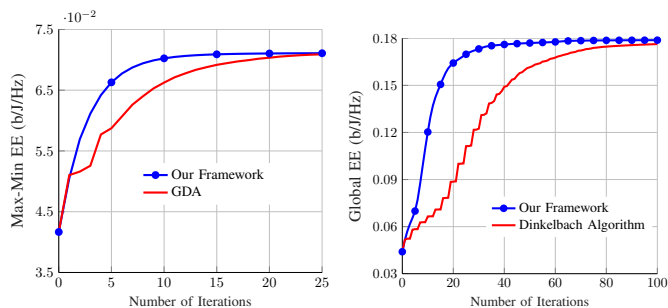
Return $\{\mathbf{W}^{(*)}\}$

A. Performance Comparison

The GDA and our framework yield the same type of solution, i.e., convergence to an SP of (60). In Fig. 5, we compare the performance of our framework to that of Dinkelbach-based algorithms via Monte Carlo simulations. The simulation parameters and setup are described in Appendix G. In these examples, our framework performs very similarly to the Dinkelbach-based algorithms. However, the Dinkelbach-based algorithms cannot solve any of the OPs considered in Section III, and Section IV. Indeed, our framework is more general than the Dinkelbach-based algorithms and can solve a large variety of FMP problems. Moreover, the Dinkelbach-based algorithms require a twin-loop implementation, which is much more difficult to implement than our framework.

B. Computational Complexity Comparison

We approximate the number of multiplications to obtain a solution of (60) to compare the computational complexities of our framework and that of the GDA. These algorithms iteratively update the parameters by solving a convex OP. According to [27, Chapter 11], the number of Newton iterations required to solve a convex OP increases with the number of constraints. The GDA updates $\{\mathbf{W}\}$ by solving (62), having $2K + 1$ constraints. To solve each Newton iteration, K surrogate functions have to be calculated for the rates, which approximately requires $KN_{BS}^2(2N_{BS} + N_u)$ multiplications. Hence, the approximate number of multiplications to solve (62) is $\mathcal{O}[N_{BS}^2 K \sqrt{2K + 1}(2N_{BS} + N_u)]$. Similarly, the number of multiplications to update $\{\mathbf{W}\}$ in each iteration of our framework can be approximated as $\mathcal{O}[N_{BS}^2 K \sqrt{3K + 1}(2N_{BS} + N_u)]$, which is on the same



(a) Max-min EE comparison by solving (60). (b) Comparison of GEE maximization, using the metric in (17).

Fig. 6: Convergence comparison of our framework and Dinkelbach-based algorithms for $P = 10$ dB, $P_s = 5$ W, $N_{BS} = N_u = 2$, and $K = 5$.

order as the number of multiplications required for the GDA. As the GDA has two loops, the total number of products for solving (60) by the GDA can be limited to MN , where M and N are the maximum numbers of iterations for the inner and outer loops, respectively. However, our framework has only one loop, which makes its implementation easier than the GDA and may reduce the total number of iterations.

To sum up, the computational complexity of updating $\{\mathbf{W}\}$ at each step is of the same order for both algorithms. More specifically, the approximate number of multiplications increases with $K^{3/2}$, N_{BS}^3 , and N_u for these algorithms. However, as the GDA is a twin-loop algorithm, the total number of updates for the GDA might be higher than that of our framework. In Fig. 6, we show the convergence of our algorithm and Dinkelbach-based algorithms, utilizing Monte Carlo simulations. The number of iterations for the Dinkelbach-based algorithms equals the number of updating $\{\mathbf{W}\}$ to make a fair comparison. Our FMP solver converges faster than Dinkelbach-based algorithms, leading to less computational complexities. The average number of iterations until convergence to a max-min EE in Fig. 6a is 24 for our framework and 33 for the GDA. Moreover, our solver requires 76 iterations on average to solve the maximization of GEE, while the Dinkelbach algorithm needs an average number of 169 iterations. Note that the convergence of our framework is smoother than Dinkelbach-based algorithms since our solver is a single-loop algorithm. Indeed, the inner loop in Dinkelbach-based algorithms improves the OF much less than the outer loop. Hence, the bigger jumps of Dinkelbach-based algorithms in Fig. 6 correspond to updating the outer loop, making the curves non-smooth.

VII. SUMMARY, CONCLUSION, AND FUTURE WORKS

This paper proposed a unified framework for FMP problems, solving a pair of generic problems: a minimization and a maximization. FMP OPs are essential for wireless communication systems, since they include a wide range of practical OPs such as maximizing the SEE tradeoff metrics, weighted sum EE, the geometric mean of EE, minimizing sum delay, the geometric mean of delays, sum and maximum of MSE, to mention a few. In each generic OP, the OF and CFs are

functions of any arbitrary and non-negative FFs. These generic problems typically cannot be tackled by traditional FP solvers, such as Dinkelbach-based algorithms. Indeed, Dinkelbach-based algorithms can only solve single- and multiple-ratio FMP OPs, but they are unable to solve, e.g., the minimization of the sum delay or the maximization of the sum EE.

We extensively compared the performance of our general framework to Dinkelbach-based algorithms. First, we showed that the proposed framework is more general than Dinkelbach-based algorithms, since it can solve OPs that Dinkelbach-based algorithms cannot. Second, our framework yields a single-loop iterative algorithm. By contrast, Dinkelbach-based algorithms require two loops for solving single- or multiple-ratio FMP OPs, such as max-min EE or maximizing the GEE. Thus, the implementation complexity of our framework is lower than that of its traditional counterparts.

In addition to developing the unified FMP solver, we proposed resource allocation schemes for MU-MIMO URLLC BCs as a practical example of the applications of our general optimization framework in wireless communication systems. We solved four practical OPs for each of the minimization and maximization solvers proposed in Section II. Specifically, we solved the minimization of sum delay, the geometric mean of delays, and the sum and maximum of MSE as practical examples of the generic minimization problems formulated in Section II-A. Moreover, we solved the maximization of SEE tradeoff metrics, sum and geometric EE, and the weighted sum SINR by leveraging the framework in Section II-B. We also showed how one can utilize our FMP solver in RIS-aided systems as another practical example of MU-MIMO systems. Additionally, we provided numerical results, showing that RIS improves the sum delay, SEE tradeoff and sum EE.

A. Future Research Lines

Our general FMP solver is applicable to diverse MU-MIMO systems such as RIS-aided systems, multiple-access channels, multi-user interference channels, multi-cell BCs, and cognitive radio systems. In this work, we provided a practical example for single-cell BCs operating with and without RIS. In future studies, one can apply the framework to other multi-user systems. Moreover, we studied only a nearly passive diagonal RIS. However, the framework can be used in other RIS architectures, including globally passive [28]–[30], non-diagonal RIS [31]–[33], active RIS [34], multi-sector [35], simultaneously transmitting and reflecting (STAR) RIS [36]–[38] and stacked intelligent surfaces [39]. Additionally, the framework is compatible with other emerging technologies such as fluid antennas.

In addition to the aforementioned technologies, the framework is suitable for complex multiple-access (MA) schemes, utilizing successive interference cancellation (SIC). These MA schemes include, for instance, RSMA [40] and non-orthogonal MA (NOMA) [41]. To this end, the framework in [42] for RSMA and in [43] for NOMA-based schemes can be insightful. Moreover, the framework proposed can also be employed when developing robust designs following the worst-case robustness principle. Additionally, one can apply the FMP

solver to scenarios with statistical CSI. This framework also can be used for minimizing overall latency when developing routing schemes for ad hoc systems. Finally, the FMP solver can be harnessed in scenarios with hardware impairment, using improper signaling extending the framework in [44].

APPENDIX A

PRELIMINARIES ON MAJORIZATION MINIMIZATION

MM is an iterative method, converging to an SP of the original OP. The following lemma briefly states the main concept of MM.

Lemma 5 ([45]). *Consider the non-convex problem*

$$\max_{\{\mathbf{X}\} \in \mathcal{X}} \phi_0(\{\mathbf{X}\}) \quad \text{s.t.} \quad \phi_i(\{\mathbf{X}\}) \geq 0, \quad \forall i, \quad (65)$$

where $\{\mathbf{X}\}$ is defined as in (6), \mathcal{X} is a convex set, and $\phi_i(\{\mathbf{X}\})$ is a non-concave function. An SP of (65) can be obtained by iteratively solving

$$\max_{\{\mathbf{X}\} \in \mathcal{X}} \tilde{\phi}_0^{(z)}(\{\mathbf{X}\}) \quad \text{s.t.} \quad \tilde{\phi}_i^{(z)}(\{\mathbf{X}\}) \geq 0, \quad \forall i, \quad (66)$$

where z is the iteration index, and $\tilde{\phi}_i$ is a surrogate function that has to satisfy the conditions:

- $\tilde{\phi}_i^{(z)}(\{\mathbf{X}^{(z-1)}\}) = \phi_i(\{\mathbf{X}^{(z-1)}\})$.
- $\frac{\partial \tilde{\phi}_i^{(z)}(\{\mathbf{X}^{(z-1)}\})}{\partial \mathbf{X}_n} = \frac{\partial \phi_i(\{\mathbf{X}^{(z-1)}\})}{\partial \mathbf{X}_n}$, $\forall n$
- $\tilde{\phi}_i^{(z)}(\{\mathbf{X}\}) \leq \phi_i(\{\mathbf{X}\})$ for $\{\mathbf{X}\} \in \mathcal{X}$,

for all i , where $\{\mathbf{X}^{(z-1)}\}$ is the solution of (66) at the $(z-1)$ -st iteration.

Note that the function $\phi_i(\{\mathbf{X}\})$ and its surrogate function $\tilde{\phi}_i(\{\mathbf{X}\})$ have to be equal and have the same derivative at $\{\mathbf{X}^{(z)}\}$. Moreover, $\tilde{\phi}_i(\{\mathbf{X}\})$ has to majorize $\phi_i(\{\mathbf{X}\})$ for the entire domain, i.e., $\tilde{\phi}_i(\{\mathbf{X}\}) \geq \phi_i(\{\mathbf{X}\}) \quad \forall \{\mathbf{X}\} \in \mathcal{X}$.

APPENDIX B

PROOF OF THEOREM 1

Let us define the variables $u_{mi} \geq 0$ and $t_{mi} > 0$ for ensuring that $f_{mi}(\{\mathbf{X}\}) \leq u_{mi}^2$ and $g_{mi}(\{\mathbf{X}\}) \geq t_{mi}$, $\forall m, i$. In this case, we have $h_{mi}(\{\mathbf{X}\}) \leq \frac{u_{mi}^2}{t_{mi}}$, $\forall m, i$. Upon utilizing the auxiliary variables $\mathbf{t} = \{t_{mi}\}_{\forall m, i}$ and $\mathbf{u} = \{u_{mi}\}_{\forall m, i}$, we can rewrite (1) as

$$\max_{\{\mathbf{X}\} \in \mathcal{X}, \mathbf{t}, \mathbf{u}} \sum_{m=1}^{M_0} \frac{u_{m0}^2}{t_{m0}} \quad \text{s.t.} \quad (3b), (3c), (3e), \quad (67a)$$

$$u_{mi}^2 - f_{mi}(\{\mathbf{X}\}) \geq 0, \quad \forall m, i, \quad (67b)$$

where the notations are defined as in Theorem 1. The constraint in (67b) is not convex even when $f_{mi}(\{\mathbf{X}\})$ is convex in $\{\mathbf{X}\}$ since u_{mi}^2 is convex, instead of being concave. Thus, we leverage the convex-concave procedure (CCP) to convexify (67b) as in (3d), which proves the theorem because the CCP falls into the MM framework [46].

APPENDIX C

PROOF OF LEMMA 1

The OF of (3) is a convex function. Additionally, the constraints in (3b) and (3e) are convex. Hence, when $f_{mi}(\{\mathbf{X}\})$

and $g_{mi}(\{\mathbf{X}\})$ are, respectively, non-convex and non-concave, (3) is non-convex due to (3d) and (3c). We can ‘‘convexify’’ these constraints by leveraging the surrogate functions $\tilde{f}_{mi}(\{\mathbf{X}\})$ and $\tilde{g}_{mi}(\{\mathbf{X}\})$, obeying the conditions stated in Lemma 1. In this case, we can attain an SP of (1) since all the surrogate functions of (4) satisfy the three conditions in Appendix A.

APPENDIX D

PROOF OF THEOREM 2

Let us define the variables $t_{mi} \geq 0$ so that $f_{mi}(\{\mathbf{X}\}) \geq t_{mi}^2$, $\forall m, i$. In this case, (6) can be equivalently rewritten as

$$\max_{\{\mathbf{X}\} \in \mathcal{X}, \mathbf{t}} \sum_{m=1}^{M_0} \frac{t_{m0}^2}{g_{m0}(\{\mathbf{X}\})} \quad \text{s.t.} \quad \sum_{m=1}^{M_i} \frac{t_{mi}^2}{g_{mi}(\{\mathbf{X}\})} \geq 0, \quad \forall i, \quad (68a)$$

$$(7c), (7d), \quad (68b)$$

which is still in a fractional format. Upon using (73), we have

$$\frac{t_{mi}^2}{g_{mi}(\{\mathbf{X}\})} \geq 2a_{mi}^{(z)} t_{mi} - a_{mi}^{(z)2} g_{mi}(\{\mathbf{X}\}) \triangleq \tilde{h}_{mi}(\{\mathbf{X}\}), \quad (69)$$

where $a_{mi}^{(z)} = \frac{t_{mi}^{(z)}}{g_{mi}(\{\mathbf{X}^{(z)}\})}$, and $t_{mi}^{(z)}$ is a feasible point and can be chosen as

$$t_{mi}^{(z)} = \sqrt{f_{mi}(\{\mathbf{X}^{(z)}\})}. \quad (70)$$

Upon inserting the surrogate function $\tilde{h}_{mi}(\{\mathbf{X}\})$ into (68), we have the surrogate OP in (7). Since $\tilde{h}_{mi}(\{\mathbf{X}\})$ fulfills the three conditions in Appendix A, we can obtain an SP of (68) by iteratively solving (7). Moreover, the solution of (68) is equal to the solution of (6), which proves the theorem.

APPENDIX E

PROOF OF LEMMA 2

In the general case, (7) is non-convex since $f_{mi}(\{\mathbf{X}\})$ and $g_{mi}(\{\mathbf{X}\})$, $\forall m, i$, are not concave and convex, respectively. To address this issue, we can employ the surrogate functions $\tilde{f}_{mi}(\{\mathbf{X}\})$ and $\tilde{g}_{mi}(\{\mathbf{X}\})$ obeying the properties mentioned in Lemma 2. In this case, the resultant surrogate OP in (9) is convex. Furthermore, the algorithm in Lemma 2 converges to an SP of (6), since all the surrogate functions in (9) fulfill the conditions of the MM framework stated in Appendix A.

APPENDIX F

USEFUL INEQUALITIES

In this Appendix, we provide the inequalities employed throughout the paper.

Lemma 6. *Consider function $h(\mathbf{X}, \mathbf{Y})$, which is jointly convex in arbitrary matrices \mathbf{X} and \mathbf{Y} . Then, we can employ the first order Taylor expansion to obtain a linear lower bound for $h(\mathbf{X}, \mathbf{Y})$ as follows [46]*

$$h(\mathbf{X}, \mathbf{Y}) \geq h(\mathbf{X}^{(t)}, \mathbf{Y}^{(t)}) + \Re \left\{ \text{Tr} \left(\frac{\partial h(\mathbf{X}, \mathbf{Y})}{\partial \mathbf{X}} \Big|_{(\mathbf{X}^{(z)}, \mathbf{Y}^{(z)})} (\mathbf{X} - \mathbf{X}^{(z)})^H \right) \right\} + \Re \left\{ \text{Tr} \left(\frac{\partial h(\mathbf{X}, \mathbf{Y})}{\partial \mathbf{Y}} \Big|_{(\mathbf{X}^{(z)}, \mathbf{Y}^{(z)})} (\mathbf{Y} - \mathbf{Y}^{(z)})^H \right) \right\}, \quad (71)$$

where $\mathbf{X}^{(z)}$ and $\mathbf{Y}^{(z)}$ are any feasible points.

Note that the result in Lemma 6 can be extended to the case with more than two variables. In case of scalar and real variables, (71) simplifies to

$$h(x, y) \geq h(x^{(t)}, y^{(t)}) + \frac{\partial h(x, y)}{\partial x} \Big|_{(x^{(z)}, y^{(z)})} (x - x^{(z)}) + \frac{\partial h(x, y)}{\partial y} \Big|_{(x^{(z)}, y^{(z)})} (y - y^{(z)}), \quad (72)$$

which can be used to derive useful inequalities such as

$$\frac{x^2}{y} \geq \frac{2\bar{x}}{\bar{y}}x - \frac{\bar{x}^2}{\bar{y}^2}y, \quad (73)$$

for real-valued x and y . Moreover, when x is complex, we have

$$\frac{|x|^2}{y} \geq \frac{2\Re\{\bar{x}^*x\}}{\bar{y}} - \frac{|\bar{x}|^2}{\bar{y}^2}y. \quad (74)$$

Lemma 7 ([47]). Consider arbitrary matrices $\mathbf{\Gamma} \in \mathbb{C}^{m \times n}$ and $\bar{\mathbf{\Gamma}} \in \mathbb{C}^{m \times n}$, and positive definite matrices $\mathbf{\Omega} \in \mathbb{C}^{m \times m}$ and $\bar{\mathbf{\Omega}} \in \mathbb{C}^{m \times m}$, where m and n are arbitrary natural numbers. Then, we have:

$$\ln |\mathbf{I} + \mathbf{\Omega}^{-1}\mathbf{\Gamma}\mathbf{\Gamma}^H| \geq \ln |\mathbf{I} + \mathbf{\Omega}^{-1}\bar{\mathbf{\Gamma}}\bar{\mathbf{\Gamma}}^H| - \text{Tr}(\bar{\mathbf{\Omega}}^{-1}\bar{\mathbf{\Gamma}}\bar{\mathbf{\Gamma}}^H) + 2\Re\{\text{Tr}(\bar{\mathbf{\Omega}}^{-1}\bar{\mathbf{\Gamma}}\mathbf{\Gamma}^H)\} - \text{Tr}((\bar{\mathbf{\Omega}}^{-1} - (\bar{\mathbf{\Gamma}}\bar{\mathbf{\Gamma}}^H + \bar{\mathbf{\Omega}})^{-1})^H(\mathbf{\Gamma}\mathbf{\Gamma}^H + \mathbf{\Omega})). \quad (75)$$

Lemma 8 ([18]). The following inequality holds for arbitrary matrices $\mathbf{\Gamma} \in \mathbb{C}^{m \times n}$ and $\bar{\mathbf{\Gamma}} \in \mathbb{C}^{m \times n}$ and positive semi-definite $\mathbf{\Omega} \in \mathbb{C}^{m \times m}$ and $\bar{\mathbf{\Omega}} \in \mathbb{C}^{m \times m}$

$$f(\mathbf{\Gamma}, \mathbf{\Omega}) = \text{Tr}(\mathbf{\Omega}^{-1}\mathbf{\Gamma}\mathbf{\Gamma}^H) \geq 2\Re\{\text{Tr}(\bar{\mathbf{\Omega}}^{-1}\bar{\mathbf{\Gamma}}\mathbf{\Gamma}^H)\} - \text{Tr}(\bar{\mathbf{\Omega}}^{-1}\bar{\mathbf{\Gamma}}\bar{\mathbf{\Gamma}}^H\bar{\mathbf{\Omega}}^{-1}\mathbf{\Omega}), \quad (76)$$

where m and n are arbitrary natural numbers.

Lemma 9. The following inequality holds for real scalar variables $x_k \geq 0$ and $\bar{x}_k \geq 0$ for $k = 1, \dots, K$

$$\prod_k x_k^{1/K} \leq \prod_k x_k^{1/K} + \sum_k \alpha_k(x_k - \bar{x}_k), \quad (77)$$

where $\alpha_k = \frac{1}{K}\bar{x}_k^{\frac{1-K}{K}} \prod_{i \neq k} \bar{x}_i^{\frac{1}{K}}$, and $K > 1$.

Proof. Function $\prod_k x_k^{1/K}$ is jointly concave in $\mathbf{x} = \{x_1, x_2, \dots, x_K\}$ for $x_k \geq 0, \forall k$. Thus, we can employ the concave-convex procedure to obtain an upper bound for $\prod_k x_k^{1/K}$ [48]. \square

Lemma 10. For all real-valued $x_k \geq 0$ and $\bar{x}_k \geq 0$ for $k = 1, \dots, K$, we have

$$\prod_k x_k^2 \geq \prod_k \bar{x}_k^2 + \sum_k \alpha_k(x_k - \bar{x}_k), \quad (78)$$

where $\alpha_k = 2\bar{x}_k \prod_{i \neq k} \bar{x}_i^2$.

Proof. The function $\prod_k x_k^2$ is jointly convex in $\mathbf{x} = \{x_1, x_2, \dots, x_K\}$ for $x_k \geq 0, \forall k$. Thus, we can employ the convex-concave procedure to obtain a lower bound for $\prod_k x_k^{1/K}$ [48]. \square

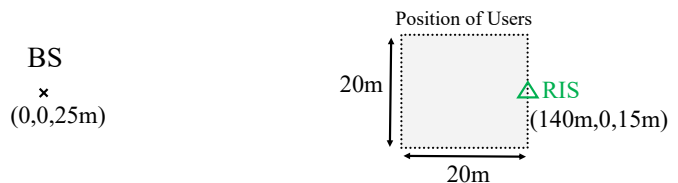


Fig. 7: Simulation setup.

APPENDIX G SIMULATION PARAMETERS

In this appendix, we present the simulation parameters that are chosen based on [18], [47]. More specifically, we assume that the direct channels between the BS and users have a non-line of sight (NLoS) nature, thus following the Rayleigh distribution. Additionally, the channels between the BS and RIS as well as the channels between the RIS and users have a line of sight (LoS) component, hence following the Rician distribution with the Rician factor of 3. The path-loss exponent is equal to 2.2 and 3.75 for the LoS and NLoS channels, respectively, and the large-scale path loss is calculated according to [47, Eq. (59)]. The channel bandwidth is 1.5 MHz, and the noise power density is -174 dBm/Hz. Additionally, we set $N_{RIS} = 20$, $\epsilon = 10^{-5}$ and $n = 256$. The other simulation parameters are chosen based on [47, Table II]. Finally, the system topology is depicted in Fig. 7. Indeed, we assume that the users are randomly located in the gray square area of Fig. 7 with a uniform distribution.

REFERENCES

- [1] C.-X. Wang *et al.*, "On the road to 6G: Visions, requirements, key technologies and testbeds," *IEEE Commun. Surv. Tutor.*, vol. 25, no. 2, pp. 905–974, 2023.
- [2] T. Gong *et al.*, "Holographic MIMO communications: Theoretical foundations, enabling technologies, and future directions," *IEEE Commun. Surv. Tutor.*, vol. 26, no. 1, pp. 196–257, 2024.
- [3] N. H. Mahmood, I. Atzeni, E. A. Jorswieck, and O. L. A. López, "Ultra-reliable low-latency communications: Foundations, enablers, system design, and evolution towards 6G," *Foundations and Trends in Communications and Information Theory*, vol. 20, no. 5-6, pp. 512–747, 2023. [Online]. Available: <http://dx.doi.org/10.1561/01000000129>
- [4] M. Vaezi *et al.*, "Cellular, wide-area, and non-terrestrial IoT: A survey on 5G advances and the road towards 6G," *IEEE Commun. Surv. Tutor.*, vol. 24, no. 2, pp. 1117–1174, Secondquarter 2022.
- [5] Y. Polyanskiy, H. V. Poor, and S. Verdú, "Channel coding rate in the finite blocklength regime," *IEEE Trans. Inf. Theory*, vol. 56, no. 5, pp. 2307–2359, 2010.
- [6] W. Dinkelbach, "On nonlinear fractional programming," *Management Science*, vol. 13, no. 7, pp. 492–498, 1967.
- [7] J.-P. Crouzeix and J. A. Ferland, "Algorithms for generalized fractional programming," *Math. Program.*, vol. 52, no. 1-3, pp. 191–207, May 1991.
- [8] A. Charnes and W. W. Cooper, "Programming with linear fractional functionals," *Nav. Res. Logist.*, vol. 9, no. 3, pp. 181–186, 1962.
- [9] S. Schaible, "Parameter-free convex equivalent and dual programs of fractional programming problems," *Zeitschrift für Operations Res.*, vol. 18, pp. 187–196, 1974.
- [10] K. Shen and W. Yu, "Fractional programming for communication systems—Part I: Power control and beamforming," *IEEE Trans. Signal Process.*, vol. 66, no. 10, pp. 2616–2630, 2018.
- [11] B. Peng *et al.*, "Non-convex optimization of energy efficient power control in interference networks via machine learning," in *IEEE Global Commun. Conf. (GLOBECOM)*. IEEE, 2023, pp. 6315–6321.
- [12] S. Buzzi, I. Chih-Lin, T. E. Klein, H. V. Poor, C. Yang, and A. Zappone, "A survey of energy-efficient techniques for 5G networks and challenges ahead," *IEEE J. Sel. Areas Commun.*, vol. 34, no. 4, pp. 697–709, 2016.

- [13] A. Zappone and E. Jorswieck, "Energy efficiency in wireless networks via fractional programming theory," *Found Trends in Commun. Inf. Theory*, vol. 11, no. 3-4, pp. 185–396, 2015.
- [14] A. Zappone *et al.*, "Rate, power, and energy efficiency trade-offs in massive MIMO systems with carrier aggregation," *IEEE Trans. Green Commun. Netw.*, vol. 7, no. 3, pp. 1342–1355, 2023.
- [15] O. Aydin *et al.*, "Energy-spectral efficiency tradeoffs in 5G multi-operator networks with heterogeneous constraints," *IEEE Trans. Wireless Commun.*, vol. 16, no. 9, pp. 5869–5881, 2017.
- [16] L. You *et al.*, "Energy efficiency and spectral efficiency tradeoff in RIS-aided multiuser MIMO uplink transmission," *IEEE Trans. Signal Process.*, vol. 69, pp. 1407–1421, 2020.
- [17] L. You, J. Xiong *et al.*, "Spectral efficiency and energy efficiency tradeoff in massive MIMO downlink transmission with statistical CSIT," *IEEE Trans. Signal Process.*, vol. 68, pp. 2645–2659, 2020.
- [18] M. Soleymani, I. Santamaria, E. Jorswieck, R. Schober, and L. Hanzo, "Optimization of the downlink spectral-and energy-efficiency of RIS-aided multi-user URLLC MIMO systems," *IEEE Trans. Commun.*, 2024.
- [19] M. Soleymani *et al.*, "Rate splitting multiple access for RIS-aided URLLC MIMO broadcast channels," *Submitted to IEEE Trans. Wireless Commun.*, 2024.
- [20] M. Grant and S. Boyd, "CVX: Matlab software for disciplined convex programming, version 2.1," 2014.
- [21] J. Scarlett, V. Y. Tan, and G. Durisi, "The dispersion of nearest-neighbor decoding for additive non-Gaussian channels," *IEEE Trans. Inf. Theory*, vol. 63, no. 1, pp. 81–92, 2016.
- [22] T. Bai *et al.*, "Latency minimization for intelligent reflecting surface aided mobile edge computing," *IEEE Journal on Selected Areas in Communications*, vol. 38, no. 11, pp. 2666–2682, 2020.
- [23] N. Li *et al.*, "Min-max latency optimization for IRS-aided cell-free mobile edge computing systems," *IEEE Internet Things J.*, vol. 11, no. 5, pp. 8757–8770, 2024.
- [24] H. Yu *et al.*, "Maximizing the geometric mean of user-rates to improve rate-fairness: Proper vs. improper Gaussian signaling," *IEEE Trans. Wireless Commun.*, vol. 21, no. 1, pp. 295–309, 2022.
- [25] Q. Shi *et al.*, "An iteratively weighted MMSE approach to distributed sum-utility maximization for a MIMO interfering broadcast channel," *IEEE Trans. Signal Process.*, vol. 59, no. 9, pp. 4331–4340, 2011.
- [26] C. Pan *et al.*, "Multicell MIMO communications relying on intelligent reflecting surfaces," *IEEE Trans. Wireless Commun.*, vol. 19, no. 8, pp. 5218–5233, 2020.
- [27] S. Boyd and L. Vandenberghe, *Convex Optimization*. Cambridge University Press, 2004.
- [28] R. K. Focock, A. Zappone, and M. Di Renzo, "Energy efficiency optimization in RIS-aided wireless networks: Active versus nearly-passive RIS with global reflection constraints," *IEEE Trans. Commun.*, vol. 72, no. 1, pp. 257–272, 2024.
- [29] M. Soleymani, A. Zappone *et al.*, "Rate region of RIS-aided URLLC broadcast channels: Diagonal versus beyond diagonal globally passive RIS," *IEEE Wireless Commun. Let.*, 2024.
- [30] M. Soleymani *et al.*, "Energy efficiency comparison of RIS architectures in MISO broadcast channels," in *Int. Workshop Signal Process. Adv. Wireless Commun. (SPAWC)*. IEEE, 2024, pp. 701–705.
- [31] I. Santamaria, M. Soleymani, E. Jorswieck, and J. Gutiérrez, "SNR maximization in beyond diagonal RIS-assisted single and multiple antenna links," *IEEE Signal Process. Let.*, vol. 30, pp. 923–926, 2023.
- [32] H. Li, S. Shen, and B. Clerckx, "Beyond diagonal reconfigurable intelligent surfaces: From transmitting and reflecting modes to single-, group-, and fully-connected architectures," *IEEE Trans. Wireless Commun.*, vol. 22, no. 4, pp. 2311–2324, 2023.
- [33] I. Santamaria, M. Soleymani, E. Jorswieck, and J. Gutiérrez, "MIMO capacity maximization with beyond-diagonal RIS," in *IEEE Int. Workshop Signal Process. Adv. Wireless Commun. (SPAWC)*. IEEE, 2024.
- [34] Z. Zhang *et al.*, "Active RIS vs. passive RIS: Which will prevail in 6G?" *IEEE Trans. Commun.*, vol. 71, no. 3, pp. 1707–1725, 2023.
- [35] M. Soleymani, I. Santamaria, A. Sezgin, and E. Jorswieck, "Maximizing spectral and energy efficiency in multi-user MIMO OFDM systems with RIS and hardware impairment," *arXiv preprint arXiv:2401.11921*, 2024.
- [36] M. Ahmed *et al.*, "A survey on STAR-RIS: Use cases, recent advances, and future research challenges," *IEEE Internet Things J.*, vol. 10, no. 16, pp. 14 689–14 711, 2023.
- [37] Y. Liu *et al.*, "STAR: Simultaneous transmission and reflection for 360 coverage by intelligent surfaces," *IEEE Wireless Commun.*, vol. 28, no. 6, pp. 102–109, 2021.
- [38] M. Soleymani, I. Santamaria, and E. Jorswieck, "Spectral and energy efficiency maximization of MISO STAR-RIS-assisted URLLC systems," *IEEE Access*, vol. 11, pp. 70 833–70 852, 2023.
- [39] J. An *et al.*, "Stacked intelligent metasurfaces for efficient holographic MIMO communications in 6G," *IEEE J. Sel. Areas Commun.*, vol. 41, no. 8, pp. 2380–2396, 2023.
- [40] Y. Mao *et al.*, "Rate-splitting multiple access: Fundamentals, survey, and future research trends," *IEEE Commun. Surv. Tutor.*, vol. 24, no. 4, pp. 2073–2126, 2022.
- [41] Z. Ding *et al.*, "A survey on non-orthogonal multiple access for 5G networks: Research challenges and future trends," *IEEE J. Sel. Areas Commun.*, vol. 35, no. 10, pp. 2181–2195, 2017.
- [42] M. Soleymani *et al.*, "Rate splitting in MIMO RIS-assisted systems with hardware impairments and improper signaling," *IEEE Trans. Veh. Technol.*, vol. 72, no. 4, pp. 4580–4597, April 2023.
- [43] M. Soleymani, I. Santamaria *et al.*, "NOMA-based improper signaling for multicell MISO RIS-assisted broadcast channels," *IEEE Trans. Signal Process.*, vol. 71, pp. 963–978, March 2023.
- [44] M. Soleymani *et al.*, "Improper Gaussian signaling for the K -user MIMO interference channels with hardware impairments," *IEEE Trans. Veh. Technol.*, vol. 69, no. 10, pp. 11 632–11 645, 2020.
- [45] A. Aubry *et al.*, "A new sequential optimization procedure and its applications to resource allocation for wireless systems," *IEEE Trans. Signal Process.*, vol. 66, no. 24, pp. 6518–6533, 2018.
- [46] Y. Sun, P. Babu, and D. P. Palomar, "Majorization-minimization algorithms in signal processing, communications, and machine learning," *IEEE Trans. Signal Process.*, vol. 65, no. 3, pp. 794–816, 2017.
- [47] M. Soleymani, I. Santamaria, and P. J. Schreier, "Improper signaling for multicell MIMO RIS-assisted broadcast channels with IQ imbalance," *IEEE Trans. Green Commun. Netw.*, vol. 6, no. 2, pp. 723–738, 2022.
- [48] T. Lipp and S. Boyd, "Variations and extension of the convex-concave procedure," *Optim. Eng.*, vol. 17, no. 2, pp. 263–287, 2016.