
Efficient Model Editing with Task Vector Bases: A Theoretical Framework and Scalable Approach

Siqi Zeng¹ Yifei He¹ Weiqiu You² Yifan Hao¹ Yao-Hung Hubert Tsai³ Makoto Yamada³ Han Zhao¹

Abstract

Task vectors, which are derived from the difference between pre-trained and fine-tuned model weights, enable flexible task adaptation and model merging through arithmetic operations such as addition and negation. However, existing approaches often rely on heuristics with limited theoretical support, often leading to performance gaps comparing to direct task fine tuning. Meanwhile, although it is easy to manipulate saved task vectors with arithmetic for different purposes, such as compositional flexibility demands high memory usage, especially when dealing with a huge number of tasks, limiting scalability. This work addresses these issues with a theoretically grounded framework that explains task vector arithmetic and introduces the task vector bases framework. Building upon existing task arithmetic literature, our method significantly reduces the memory cost for downstream arithmetic with little effort, while achieving competitive performance and maintaining compositional advantage, providing a practical solution for large-scale task arithmetic. The code is available at <https://github.com/uiuctml/TaskVectorBasis>.

1. Introduction

Task vector (Ilharco et al., 2022) is a practical model editing and merging technique that navigates the weight space of pretrained models. These vectors provide a direction that enhances task-specific knowledge in parameter space by subtracting the pretrained model weights from the updated parameters after fine-tuning a specific task. Beyond their simplicity, task vectors have an intriguing property: they can be manipulated through arithmetic operations such as addition and negation, allowing for the composition of models with tailored behaviors or hybrid task capabilities.

¹University of Illinois at Urbana-Champaign, Urbana, IL, USA
²University of Pennsylvania, Philadelphia, PA, USA ³Okinawa Institute of Science and Technology, Okinawa, Japan.

Preprint.

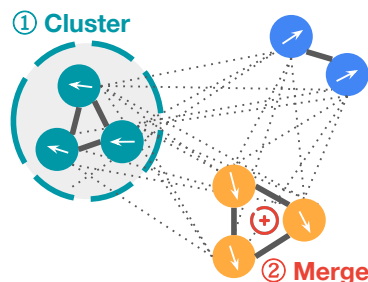


Figure 1. Saving one task vector for each task can lead to high memory cost at coefficient tuning stage, especially as the number of tasks increases. Instead, we can construct the affinity graph of task vectors for clustering, identify the clusters, and then apply existing merging methods on them to create task vector bases. If we merge models with bases, coefficient tuning only happens within a strictly smaller subset of task vectors.

However, existing approaches mainly rely on heuristics and lack theoretical justifications (Yang et al., 2024), leaving key questions about their principles and limitations unanswered. The foundations of model merging techniques are nascent. Some existing analyses make impractical assumptions, such as disjoint task support (Ortiz-Jimenez et al., 2024; Xiong et al., 2024) or convexity (Zhou et al., 2024b; Tao et al., 2024), which fail to provide a convincing explanation of the underlying mechanisms of task arithmetic.

Furthermore, the scalability of task vector-based approaches for model editing faces several challenges. One major issue is that merging models trained on multiple tasks often results in a performance drop compared to training models independently or using multi-task joint training, especially as the number of tasks increases (Ilharco et al., 2022; Yang et al., 2024). Additionally, existing model merging methods are inefficient in multiple scenarios (Figure 1, Figure 2), often requiring substantial memory to store task vectors, which are the same size as the pretrained model. For example, merging 72 fine-tuned ViT-B/32 (Dosovitskiy, 2020) models can require over 200GB of memory (Li et al., 2024; Yang et al., 2024). There were attempts that address this problem either through model sparsification (He et al., 2024; Wang et al., 2024a), alternative optimization algorithms (Li et al., 2024), or assuming all fine-tuned weights lie in a thin

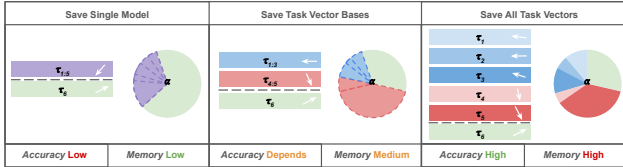


Figure 2. In the continual setting, we merge an incoming new task vector τ_6 with information from the first five tasks stored in the memory bank. Storing all task vectors allows coefficient tuning for all parameters while saving single model assumes fixed relative importance within τ_1 to τ_5 . Maintaining a single model is memory-efficient but less flexible, often leading to lower accuracy. Storing all task vectors improves accuracy but requires $O(T)$ memory. Task vector bases strike a balance, where we only constrain the weight for similar direction task vectors, reducing memory to $O(m)$ and outperforming the single model accuracy—and with proper design, sometimes even surpassing full task vectors storage’s accuracy (See Table 5, Table 8).

Gaussian shell when fine-tuning tasks are *the same* (Jang et al., 2025) each model. However, it is unclear whether the last two techniques applies to task arithmetic where models are finetuned from *different tasks*. This limits the applicability of such techniques, particularly when handling large-scale models or resource-constrained environments.

In this work, we address these limitations with the following contributions. *First*, we provide an in-depth theoretical analysis to explain when and why task arithmetic is successful. We establish the connections between key assumptions on task vector norms, task vector similarity, local smoothness, and the generalization error bounds of different task arithmetic operations. We additionally validate our assumptions and theorems with empirical evidence from previous literature and our new setups. *Second*, inspired by theoretical analysis, as shown in Figure 1, we leverage the similarity between different task vectors and propose a two-step framework to learn a task space with bases: first clustering the task vectors with their similarity matrix, and then merging clustered task vectors as bases with any model merging methods. Through extensive experiments, we show how to do bases arithmetic, including addition, negation and out-of-distribution task generalization with a significant reduction of memory requirement. Additionally, our method can be complemented with other sparsification techniques to further enhance model merging performance while maintaining low memory usage. Our task vector bases approach enables scalable and efficient model editing while preserving strong performance across multiple tasks by fully leveraging the advantage of existing task arithmetic methods in the past literature.

2. Related Work

Theory of Task Arithmetic Task arithmetic has gained attention as a computationally efficient approach for model editing and multi-task generalization (for overview empirical model merging methods, please refer to Appendix B), but its theoretical foundations remain under active investigation. Early hypotheses drew connections between task arithmetic and the neural tangent kernel (NTK) regime (Jacot et al., 2018), suggesting that fine-tuning over-parameterized models behaves linearly around the initialization. However, this hypothesis is contradicted by the empirical findings of Ortiz-Jimenez et al. (2024), which show a nontrivial generalization gap between linearized and standard fine-tuning. In response, Ortiz-Jimenez et al. (2024) proposed a formal definition of the task arithmetic property, later adopted by follow-up works such as Xiong et al. (2024), though these analyses typically assume disjoint task supports—a condition that does not hold in standard benchmarks for image classification model merging.

Compared to previous theoretical work like Ortiz-Jimenez et al. (2024), a recent work Li et al. (2025) conducts a feature-learning analysis of task arithmetic under a specific Transformer setup—namely, a one-layer, single-head architecture and a data model where labels depend on discriminative tokens. This allows analysis beyond the NTK regime and yields novel guarantees for task addition (under irrelevant or aligned tasks), task negation (under irrelevant or contradictory tasks), and OOD generalization through appropriately weighted task vector combinations. Li et al. (2025) further analyze sparsity and low-rank approximations, showing that PEFT methods do not hurt generalization guarantees. Our paper, by contrast, makes no assumption about architecture or data model. Instead, we analyze task arithmetic in a general small-norm region (Assumption 4.1) around the pre-trained model, supported empirically. While our Assumption 4.4 favors near-orthogonal task relationships (analogous to their “irrelevant” case), we relax this assumption in Theorem 4.8 to demonstrate the benefits of aligned tasks for OOD generalization. We do not emphasize contradictory tasks, as such adversarial relationships are rare in naturally occurring task distributions. Our framework also inherently connects to sparsity due to the small-norm constraint, offering a complementary explanation for the generalization behavior of sparse task updates without assuming token-level feature structure.

Another line of work connects task arithmetic to the phenomenon of linear mode connectivity (Garipov et al., 2018; Frankle et al., 2020; Neyshabur et al., 2020), where models trained on the same task with different initializations or SGD noise remain connected by low-loss linear paths. This property was shown to be layer-wise in modern architectures (Adilova et al., 2023) and has been extended to cross-task

linearity in the model merging setting (Zhou et al., 2024b). Theoretical support for such phenomena often relies on convexity assumptions—for example, Zhou et al. (2024b) use a first-order Taylor expansion under convex losses, and Tao et al. (2024) connect task arithmetic to one-shot federated learning using similar assumptions. Other approaches such as Zhou et al. (2024a) rely on mean-squared error objectives to derive closed-form merging weights. In contrast, our work avoids relying on loss convexity and further relaxes the disjoint task support assumption. We provide both empirical support and theoretical discussion for our assumptions, offering broader applicability to practical model merging scenarios.

Task Grouping Since it is widely believed that jointly training similar tasks together improves accuracy performance or convergence (Caruana, 1993) in the multi-task learning problem, identifying task groupings is a well-explored area. Classic methods include convex formulations of task clustering (Jacob et al., 2008), latent task basis learning (Kumar & Daume III, 2012), and gradient-based methods (Fifty et al., 2021), which are more suitable for modern deep learning. When task vectors are used for addition in multi-task settings, many techniques from the multitask grouping literature can be adapted to our context. Another interesting recent work proposed the LoRA (Hu et al., 2021) Adapter library (Ostapenko et al., 2024), which uses a similar clustering approach to enable more modular large language models, along with a router-based adapter reuse algorithm. Such advantage was also proved to be successful for LoRA merging (Zhao et al., 2024), which can be seen as a special case under our bases framework. Note that we focus on the broader context of task arithmetic to examine how creating a task vector bases, or library, impacts the performance of multitask, unlearning, and domain generalization capabilities, regardless of fine tuning strategy (ex., parameter-efficient vs. standard fine-tuning) used for task vectors.

3. Preliminary

Problem Setting Let $\ell : \mathcal{Y} \times \mathcal{Y} \rightarrow \mathbb{R}$ be the loss function, and $h : \mathcal{X} \times \Theta \rightarrow \mathcal{Y} \subseteq \mathbb{R}$ be the classifier. When the context is clear, we omit some arguments for ℓ and h . We consider the initial pre-trained model parameter $\theta_0 \in \mathbb{R}^d$, which is fine-tuned on T tasks to yield fine-tuned parameters $\{\theta_1, \dots, \theta_T\}$ with respect to the loss functions $\{\ell_1, \dots, \ell_T\}$. For n training samples drawn from the i -th task distribution \mathcal{D}_i , we denote the population risk evaluated at θ as $\mathcal{L}_i(\theta) = \mathbb{E}_{(x,y) \sim \mathcal{D}_i} [\ell_i(h(x, \theta), y)]$.

Task Arithmetic and Applications Task vectors are defined as $\tau_i := \theta_i - \theta_0, \forall i \in [T]$. Ilharco et al. (2022) discovered two basic arithmetic operations for task vectors. Let α be the scaling coefficient. Task vector addition is achieved by adding weighted task vectors together, $\theta^* =$

$\theta_0 + \sum_{i=1}^T \alpha_i \tau_i$, for multitask learning. Task vector negation involves subtracting a task vector from the pretrained model for machine unlearning, which is $\theta^* = \theta_0 - \alpha \tau$. Built on addition and negation, we can extend to more complex operations for other applications such as domain generalization. In Ilharco et al. (2022), α is tuned on a validation set within 0 to 1, and all task vectors share the same α to save hyperparameter tuning efforts, although this is not necessarily true for other merging methods.

4. Why Does Task Arithmetic Work?

We will next introduce several practical assumptions based on which we provide our theoretical analysis to explain the benefits of task vectors in model merging. To complement our theoretical analysis, we also provide empirical evidence to verify our theoretical statements in Section 6.

4.1. Common Assumptions

Assumption 4.1 (Fine-tuning Regime). We assume that $\forall i \in [T], \frac{\partial \mathcal{L}_i(\theta_i)}{\partial \theta} = \mathbf{0}$ and $\exists C > 0$ such that $\|\tau_i\|^2 \leq C$.

Assumption 4.1 is often met in practice since θ_i is fine-tuned from the pre-trained model θ_0 on the particular downstream task \mathcal{D}_i until convergence. Furthermore, during the fine-tuning regime, the change of model parameters is relatively small. Through a sparsity localization technique, He et al. (2024) show that it is sufficient to only fine-tune 1%~5% of the model parameters for competitive performances.

From a technical perspective, if τ_i and τ_j are independent standard Gaussian random vectors, then $\mathbb{E}[|\cos(\tau_i, \tau_j)|] = \sqrt{2/\pi d}$ and $\text{Var}(|\cos(\tau_i, \tau_j)|) \approx (1 - \frac{2}{\pi})/d$, so $|\cos(\tau_i, \tau_j)| \rightarrow 0$ when $d \rightarrow \infty$ by Chebyshev’s inequality. The upper bound of the task vector norm C is also dependent on the d . Since fine-tuning only slightly changes each parameter, let $\tau = (\tau^1, \dots, \tau^d)$, and each entry of the task vector has an $O(1)$ change during the fine-tuning. Then, $\|\tau\|^2 = O(d)$.

Assumption 4.2 (Local Smoothness). Any fine tuning loss function \mathcal{L} is L_i -locally smooth w.r.t. model parameters at θ_i , which means for any $\theta \in \Theta$ such that $\|\theta - \theta_i\|^2 = O(C)$, $\mathcal{L}(\theta) - \mathcal{L}(\theta_i) \leq \left\langle \theta - \theta_i, \frac{\partial \mathcal{L}(\theta_i)}{\partial \theta} \right\rangle + \frac{L_i}{2} \|\theta - \theta_i\|^2$. Note that θ_i is the fine-tuned model trained on \mathcal{D}_i and $L_i = \|\mathbf{H}(\theta_i)\|_2$ is the spectral norm of the Hessian matrix of \mathcal{L} , evaluated locally at θ_i . We hide the subscript of L_i when the context is clear.

Smoothness is a standard assumption in optimization theory (Garrigos & Gower, 2023) and has been used in recent work on Sharpness-Aware Minimization (Foret et al., 2020; Wen et al., 2022) to encourage flatter minima and improve generalization. Since we focus mainly on the fine-tuning

regime in the analysis, we only consider smoothness in a local region.

Assumption 4.3 (Coefficients). Let $\alpha_1, \dots, \alpha_T$ be the coefficients used to scale the task vector in task arithmetic. We assume $\alpha_i \geq 0, \forall i$ and $\sum_{i \in [T]} \alpha_i = 1$.

4.2. Task Arithmetic Bounds

With assumptions in the previous section, by first-order Taylor expansion w.r.t. the fine tuned model parameter, we can get the following statements for different types of task arithmetic. We defer all proof details to Appendix A. Note that two following subsections use different conditions for task similarities.

4.2.1. ADDITION AND NEGATION

Assumption 4.4 (Task Similarity Upper Bound). There exists a universal constant $\epsilon > 0$ such that $\forall i \neq j, |\cos(\tau_i, \tau_j)| \leq \epsilon$.

A small ϵ in Assumption 4.4 holds when any pair of tasks are not related to each other, which happens when task vectors are restricted to be sparse (He et al., 2024), but natural tasks can also be similar thus leading to a large ϵ .

Theorem 4.5 (Task Addition for Multitask Learning). Let task addition $\theta^* = \theta_0 + \sum_{i=1}^T \alpha_i \tau_i$ be the model parameter used for multitask learning, then $\forall i \in [T], \mathcal{L}_i(\theta^*) - \mathcal{L}_i(\theta_i) \leq L_i C(1 + \epsilon)$.

Theorem 4.5 shows that as long as the task vectors reside in the fine-tuning regime and task vectors are nearly orthogonal, then a single model obtained by model merging simultaneously performs comparably well on all the tasks. This bound does not depend on the number of tasks T . The local smoothness constant L_i in the generalization bound implies that a flatter minima is preferred in model merging, which also partially explains the empirical success of the Fisher weighted averaging method (Matena & Raffel, 2022) as \mathbf{H} is also the Fisher information matrix when ℓ is the cross-entropy loss which is a log-likelihood.

Theorem 4.6 (Task Negation for Unlearning). Let $\theta_i^* = \theta_0 - \alpha_i \tau_i$ be the model parameter used for unlearning task i . Then $\forall j \neq i, \mathcal{L}_j(\theta_i^*) - \mathcal{L}_j(\theta_0) \leq L_j C \left(\frac{3}{2} + \epsilon \right)$.

Since C is small due to fine-tuning, $\mathcal{L}_j(\theta_i^*) \approx \mathcal{L}_j(\theta_0)$, which means that the negation of a task for forgetting will not adversely impact the performance of other orthogonal tasks, which has been shown empirically in Ilharco et al. (2022), in contrast to other classic unlearning methods like gradient ascent.

4.2.2. OOD GENERALIZATION

Though similar tasks hurt addition and negation, it is possible to achieve out-of-distribution (OOD) generalization

given insights from Tripuraneni et al. (2020); Hu et al. (2024).

Assumption 4.7 (Task Similarity Lower Bound). Given a collection of source task vectors $\mathcal{S} = \{\tau_1, \tau_2, \dots, \tau_T\}$ and a target task vector with $\|\tau_{\text{tar}}\|^2 \leq C$. There exists $i \in [T]$ such that $\langle \tau_{\text{tar}}, \tau_i \rangle \geq \beta C$ for $0 < \beta \leq 1$.

Theorem 4.8 (Out-of-Distribution Generalization). There exists a merging scheme $\alpha_i, i \in [T]$ such that for the merged model $\theta^* = \theta_0 + \sum_{i=1}^T \alpha_i \tau_i, \mathcal{L}_{\text{tar}}(\theta^*) \leq \mathcal{L}_{\text{tar}}(\theta_{\text{tar}}) + L_{\text{tar}} C(1 - \beta)$.

This implies when β , which roughly corresponds to the cosine similarity of the two task vectors, is large enough, the gap between $\mathcal{L}_{\text{tar}}(\theta^*)$ and $\mathcal{L}_{\text{tar}}(\theta_{\text{tar}})$ is small, so we can use the combination of similar task vectors to achieve similar generalization performance for tasks that are OOD w.r.t. the source models.

5. Task Vector Bases

Under limited budget constraints, it is impractical to save all task vectors for a large number of tasks T for full coefficient tuning. Although one could argue to only save one final merged model, we lose flexibility of task vector composition, especially when we want to merge additional task vectors or unlearn a part of the knowledge from a certain task in the future. Therefore, we propose using **task vector bases** to reduce the number of task vectors to save while retaining task information maximally and preserving the flexibility of model composition.

Definition 5.1 (Task Vector Bases). Given T task vectors, task vector bases are a new set of d -dimensional vectors $\{\tau_{B_1}, \dots, \tau_{B_m}\}$, where $1 < m < T$, created by applying certain transformations to the original T task vectors.

5.1. Bases Creation

Inspired by Theorem 4.5, we aim to make ϵ small, thereby constructing near-orthogonal bases. As observed in the green box of Figure 4, unrelated tasks tend to be nearly orthogonal, while similar task vectors capture shared, interpretable skills. Based on this intuition, we define the transformation in Definition 5.1 by clustering similar task vectors to eliminate redundancy across tasks. The resulting combined similar task vectors can be roughly interpreted as ‘‘centroids’’ of these clusters. Since clustering encourages intra-group similarity and inter-group separation, these centroids tend to be dissimilar and thus yielding a lower ϵ .

In Algorithm 1, we first create the similarity matrix of task vectors and pass this matrix into spectral clustering (Ng et al., 2001) to group the tasks. Next, we can apply any existing merging method as `merge_in` to create task vector bases. When cosine similarity becomes strongly negative,

Algorithm 1 Task Vector Bases Creation

```

1: Input: task vectors  $\tau_1, \dots, \tau_T$ , inner merge methods
   mergein( $\cdot$ ), threshold  $\delta_1 < 0$ 
2:  $M \in \mathbb{R}^{T \times T}$ ,  $M_{ij} = \cos(\tau_i, \tau_j)$  // Task clustering
3:  $k = \arg \max_{1 \leq i \leq T-1} \{\lambda_{L_{|M|}}^{(i+1)} - \lambda_{L_{|M|}}^{(i)}\}$ 
4:  $\mathcal{C}_1, \dots, \mathcal{C}_k = \text{spectral\_cluster}(|M|, k)$ 
5:  $\mathcal{C} = \{\}$  // Separate positive and negative directions
6: for  $i \in [k]$  do
7:   Extract submatrix  $M_{\mathcal{C}_i}$  from  $M$ 
8:   if  $\min M_{\mathcal{C}_i} < \delta_1$  then
9:      $M_{\mathcal{C}_i} += |\min M_{\mathcal{C}_i}|$ 
10:     $\mathcal{C}_{pos}^i, \mathcal{C}_{neg}^i = \text{spectral\_cluster}(M_{\mathcal{C}_i}, 2)$ 
11:     $\mathcal{C} = \mathcal{C} \cup \{\mathcal{C}_{pos}^i, \mathcal{C}_{neg}^i\}$ 
12:   else  $\mathcal{C} = \mathcal{C} \cup \{\mathcal{C}_i\}$ 
13:  $\mathcal{C}_{B_1}, \dots, \mathcal{C}_{B_m} = \mathcal{C}$ 
14: for  $i \in [m]$  do
15:    $\tau_i = \text{merge}_{in}(\theta_0, \mathcal{C}_{B_i})$  // Create basis by merging
16: Return:  $\{\tau_1, \dots, \tau_{B_m}\}$ 
    
```

Table 1. Bases Arithmetic. Here i is a task id. There are several ways to interpret similarity search given bases and the target task.

Arithmetic	Expression
Addition for multitask	$\theta^* = \text{merge}_{out}(\theta_0, \{\tau_1, \dots, \tau_{B_m}\})$.
Negation for unlearning i	Find B_j the most similar to i , $\theta^* = \theta_0 - \alpha \tau_{B_j}$.
OOD Generalization on i	Find $U = \{B_{j_1}, \dots, B_{j_l}\}$ similar to i , $\theta^* = \text{merge}_{out}(\theta_0, \{\tau_{B_{j_1}}, \dots, \tau_{B_{j_l}}\})$ if $U = \emptyset$, store τ_i as new basis.

we first use the absolute value of the similarity for clustering and further partition the positive and negative groups with an additional clustering step. However, the scenario where task vectors have nearly opposite directions rarely occurs in practice for natural tasks unless specific adversarial tasks are defined. Therefore, lines 5-9 are typically optional. We choose spectral clustering for memory efficiency. Unlike k -means (Lloyd, 1982), which requires storing the entire set of $O(Td)$ task vectors during the update, spectral clustering only requires storing an $O(T^2)$ matrix for eigenvalue computation, which is more advantageous since $d \gg T$. Additionally, in line 3 of Algorithm 1, we can determine the number of bases by inspecting the eigenspectrum of the unnormalized Laplacian matrix $L_{|M|}$, without the need for additional hyperparameter tuning. This approach reduces the T task vector addition problem to saving only m task vector bases, significantly reducing the memory footprint.

5.2. Bases Arithmetic

We show how to do arithmetic with task vector bases in Table 1, with only slight modifications from standard task arithmetic operations discussed in Section 4.2. There are

two points that need special attention. First, we observe the usage of `mergeout`, which is another iteration of model merging. We can replace `mergeout` easily with dataless methods such as Model Soup (Wortsman et al., 2022) or TIES (Yadav et al., 2024), while for more advanced methods, we provide an example in Section 6.4.2 to show possible modifications that fit in our framework. Second, there are multiple ways to do the similarity search in Table 1. The naive method is to fine tune θ_i till convergence to get τ_i and simply compute the cosine similarity between τ_i and bases vectors, but then one could argue to directly use τ_i for unlearning and OOD generalization. Fortunately, in Appendix C.2, we see without training i till convergence, intermediate checkpoints even with one step of gradient update still reflects important task information. Also, as we will see in Section 6.4.1 since bases can be interpreted as some skill: for example, one bases represents digit classification and the target task is MNIST, we can use such heuristics of task similarity knowledge without any explicit computation of τ_i . In these two scenarios, since τ_i is either far from the optimal or does not exist, it can be more beneficial to use stored knowledge in the bases.

Memory Requirement of Bases Arithmetic Here we clarify the memory requirement of bases methods in two scenarios. First, in the offline setup where only one model merging operation is conducted as in Figure 1, most arithmetic methods require tuning task-specific coefficients α to optimize performance. This coefficient tuning phase necessitates keeping all T task vectors in memory. In contrast, when using our task vector bases, if we configure both the inner and outer merging methods in Algorithm 1 as a coefficient tuning merging method, then here tuning only requires storing $\max(\max_i |\mathcal{C}_i|, m)$ vectors. By definition, this number is strictly smaller than $O(T)$, resulting in memory savings within a single merging step. Second, in the online setup like Figure 2, when a new task vector is added to an existing collection, task vector coefficients must be re-tuned for better merging performance. In this context, our approach enables storing a small set of basis vectors that can reconstruct or approximate all seen task vectors, only requiring $O(m)$ storage space of memory bank.

6. Experiments

6.1. Models and Datasets

This paper includes both computer vision and natural language processing experiments. In the vision experiments, we use CLIP (Radford et al., 2021) and ViT (Dosovitskiy, 2020) models from OpenCLIP (Ilharco et al., 2021), along with the following 8 datasets: MNIST (LeCun et al., 1998), EuroSAT (Helber et al., 2019), Cars (Krause et al., 2013), GTSRB (Stallkamp et al., 2012), RESISC45 (Cheng et al., 2017), DTD (Cimpoi et al., 2014), SUN397 (Xiao et al.,

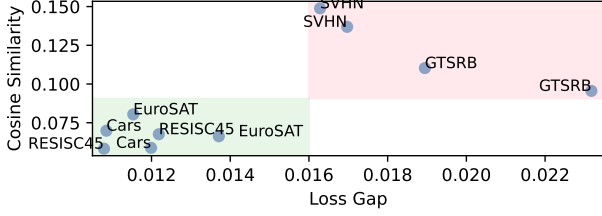


Figure 3. Task vector similarity vs. $\mathcal{L}_{\text{MNIST}}(\theta^*) - \mathcal{L}_{\text{MNIST}}(\theta_{\text{MNIST}})$, where $\theta^* = \theta_0 + 0.5\tau_{\text{MNIST}} + 0.5\tau_{\text{task}}$. This figure includes two different set of CLIP ViT/B-32 task vectors. The pink shade includes the high similarity high loss gap region, and the green shade is the low similarity low loss gap region. This implies larger task similarity ϵ is harmful for addition.

2010), and SVHN (Netzer et al., 2011). The language experiments are based on RoBERTa (Liu, 2019) models, tested on a medium scale benchmark with 12 tasks (Panigrahi et al., 2023; He et al., 2024) and a larger scale collection of 70 tasks, the latter with further details provided in Appendix D.

6.2. Empirical Verification of Theoretical Results

We primarily focus on Theorem 4.5 and first examine the relationship between the loss gap and key constants. Then, we report the empirical loss gap to support our upper bounds. All experiments in this section imply that our theoretical analysis in Section 4.2 provides actionable insights that inform the practical design of new merging algorithms: one should minimize the task vector norm C , similarity ϵ , and smoothness L for alignment to minimize the upper bound of the loss gap for better generalization performance.

6.2.1. ROLE OF CONSTANTS IN LOSS GAP

Task Vector Orthogonality ϵ To verify how task vector similarity ϵ impacts the performance, we conduct the experiment shown in Figure 3. We merge the MNIST task vector with each of the other task vectors, all having similar norms ranging from [2, 3) (see Table 9 in the Appendix for details), and set the scaling coefficient α to 0.5. In this setting, we approximately control all constants in Theorem 4.5, including L , α , and C , and observe that highly similar tasks, such as digit classification in MNIST, SVHN, and GTSRB, lead to larger loss gaps or worse performance for MNIST compared to less related tasks.

Interaction between C and ϵ We provide additional evidence that both C and ϵ must be constrained for the success of task vector addition. In Table 2, we collected task vectors for 8 tasks from two CLIP checkpoints pretrained with different hyperparameters. From this table, we observe that successful task addition reveals the identity of the task vectors. For optimal merging performance, we should only add task vectors fine-tuned from the same checkpoint, as

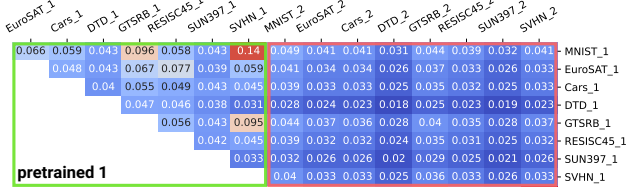


Figure 4. Task vector similarity matrix for two checkpoints. The left green box represents the task similarity for vectors all derived from fine-tuning pretrained model 1. The right pink box represents the similarity values for task vectors from two different checkpoints, which corresponds to small ϵ in the 50/50 row of Table 2.

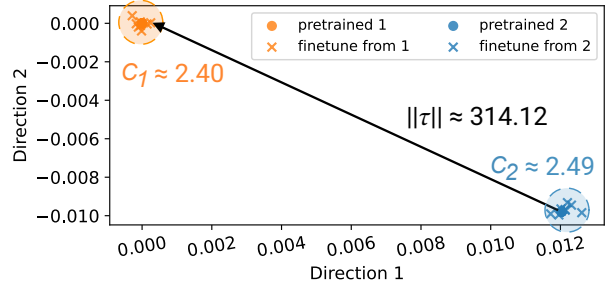


Figure 5. Task vector norms in different settings. Since the distance of two pretrained models (≈ 314) are much larger than the distance between the pretrained model and their own fine tuned model (≈ 2), in Table 2 if we subtract pretrained 2 from any finetune 1, $\|\tau\|$'s upper bound C is huge, leading to the merging failure. For visualization purpose, we only show two randomly selected dimensions, while the numbers for $C_1, C_2, \|\tau\|$ are directly computed from high-dimensional vectors based on data.

any mixture of task vectors from different checkpoints will cause a significant performance drop. The above empirical observation consolidates our Assumption 4.1 that task vectors should reside in the same fine-tuning regime. To elaborate, from Figure 4, although all ϵ values in the pink box are very low, task addition still fails due to the large C value. From Figure 5, we see that with different hyperparameters, the two pretrained models are situated in two local convex basins, and the distance between the two checkpoints is much larger than the task vectors (for more discussion, see Appendix C.1). Thus, if we create task vectors by subtracting the wrong pretrained checkpoint, the large C value leads to the failure of task addition.

Local Smoothness L The local smoothness L is specific to each pretrained model due to differences in their optimization trajectories. Since, as shown in Figure 3 and Figure 5, the differences in C and ϵ (not θ_i) between two pretrained models are small. In Figure 6, we merge the DTD task vector with each of the other task vectors and compare the loss gap between two checkpoints. Because it is not feasible to load $\mathbf{H}(\theta_i) \in \mathbb{R}^{d \times d}$ directly onto the GPU, we estimate L using the power iteration method (Mises & Pollaczek-

Table 2. Task vector mixing absolute average accuracy, which is the average of all task test performances evaluated with the merged model. Numbers 1 and 2 refer to the identities of the pretrained checkpoints. “50/50” represents the experiment where 50% of the own task vector is mixed with 50% of task vectors derived from the other pretrained model. The task vector τ is defined as $\theta_i - \theta_0$.

$\theta_i \setminus \theta_0$	pretrained 1	pretrained 2
finetune from 1	70.83	51.71
50 / 50	59.92	61.71
finetune from 2	54.21	71.09

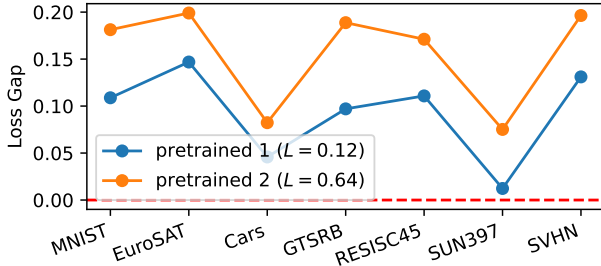


Figure 6. $\mathcal{L}_{\text{DTD}}(\theta^*) - \mathcal{L}_{\text{DTD}}(\theta_{\text{DTD}})$ by merging τ_{DTD} with other task vectors, setting scaling coefficient as 0.5. Two colored pretrained checkpoints have different local smoothness values.

Geiringer, 1929) to reduce the largest eigenvalue problem to a Hessian-vector product computation. As seen in Figure 6, larger local smoothness consistently leads to a larger gap from the optimal loss term across datasets, resulting in worse merging performance.

6.2.2. LOSS GAP IN TASK ARITHMETICS

We report the empirical loss gap using Task Arithmetic as the merging method on several downstream datasets using the ViT-B/16 backbone for CLIP. In Table 3, the loss gap is computed as the empirical difference between the loss of the merged model $\mathcal{L}_i(\theta^*)$ and the fine-tuned loss $\mathcal{L}_i(\theta_i)$ as in the left hand side of theorems in Section 4.2.

Table 3. Empirical loss gap between the fine-tuned model and the TA-merged model for each task on ViT-B/16.

Task _i	$\mathcal{L}_i(\theta_{\text{TA}}^*) - \mathcal{L}_i(\theta_i)$
MNIST	0.12
EuroSAT	1.00
Cars	0.15
DTD	1.11
GTSRB	0.80
RESISC45	0.84
SUN397	5.02
SVHN	0.60

Table 4. Addition of MNIST, SVHN, EuroSAT, RESISC45 with Task Arithmetic as $\text{merge}_{\text{out}}$ for different merge_{in} . MS-ER represents the partition of (MNIST, SVHN) and (EuroSAT, RESISC45).

merge_{in}	Avg. $k = 2$	Avg. All k	MS-ER
MTL	95.45	93.85	95.52
TIES	88.68	88.48	90.43
Fisher	82.41	83.67	86.37
Tangent	88.50	88.75	90.05
Topk	82.17	83.05	85.69
Mean	85.65	86.44	88.65

Table 5. Accuracy of different merging strategies (Save One, MS-ER, Save All) using the same algorithm as merge_{in} and $\text{merge}_{\text{out}}$ under continual setting, averaged across ViT architectures.

merge	Save One	MS-ER	Save All
Mean	86.04	89.88	89.88
TIES	84.58	91.41	92.48
Topk	73.12	73.63	72.61

As shown in Table 3, the loss gap remains small for most tasks except SUN397, which reaches a gap of 5.02. This demonstrates that although task arithmetic (Ilharco et al., 2022) is a widely used model merging baseline, it can suffer significant performance degradation on certain tasks. Importantly, these empirical loss gaps are *not* computed from the constants appearing in the right-hand side of our theoretical upper bound. When substituting reasonable values, such as $L = 1$, $C = 4$, and $\epsilon = 0.2$, the upper bound becomes $LC(1 + \epsilon) \approx 5$, which approximates the largest observed gap. While this value may seem conservative for common losses like cross-entropy, it is necessary to account for the worst-case scenarios observed in practice. This further supports the relevance of our theoretical framework in explaining and bounding the limitations of task arithmetic in heterogeneous settings.

6.3. Vision Experiments with Task Vector Bases

Bases Addition For a detailed analysis of the behavior of task vector bases methods, we first fix a small subset of tasks where the separation between digit classification (MNIST, SVHN) and satellite image classification (EuroSAT, RESISC45) is obvious and matches the optimal clustering result that reduces the memory storage by half. With only 4 task vectors, we can enumerate all possible 15 partitions of tasks and understand the position of the merging performance using this natural partition. Note that scaling this performance analysis to 8 vision tasks would require analyzing 4,140 partitions, which is computationally infeasible. We provide only clustering results for the 8-dataset benchmark in Appendix C.2, and we see MNIST–SVHN and

EuroSAT–RESISC45 pairings remain consistent.

In Table 4, we fix the outer merging method $\text{merge}_{\text{out}}$ for various inner merging methods merge_{in} , including multi-task joint training (MTL) by mixing all task datasets together during fine-tuning, Fisher merging (Matena & Raffel, 2022), tangent fine-tuning (Ortiz-Jimenez et al., 2024), TIES (Yadav et al., 2024) that resolves the sign conflicts of different task vectors, Topk (similar to the dataless version of He et al. (2024)) that only keeps the top 5% magnitude parameters, and the Mean of all task vectors (Wortsman et al., 2022). We do not report routing-based methods due to the additional introduction of router parameters. These methods represent the most popular categories of model merging. We can observe that MS-ER is consistently better than the average of all $k = 2$ and $k \in [1, 4]$ partitions, across different merging methods. By grouping, we can achieve better-than-average addition performance while using a small memory budget.

After comparing the base addition performance with the average of all partitions in Table 4, next in Table 5, we repeat the addition experiments with the same inner and outer merging methods to validate the scenario illustrated in Figure 2. Assuming any of M, S, E, or R as the next incoming task vector, Save One corresponds to the average over four 3-1 partitions (ex., MSE-R), while Save All corresponds to $k = 4$ (M-S-E-R) in Table 12 in the Appendix. As expected, saving a single model yields the lowest accuracy, while using bases achieves better performance than the single model and yields the highest accuracy among the three scenarios.

Bases Negation After the first step of merging in Table 4, due to memory budget, we reduce the number of saved checkpoints. If we want to unlearn part of the knowledge under memory constraints, Table 6 shows the preferred bases for this task. In Table 6, the goal is to unlearn MNIST from the pretrained model, so we tune α to maintain the control metric at 95% of the pretrained model performance, evaluated on ImageNet. Following the setup in Table 4, we save the MS and ER bases with two copies of checkpoints. The alternative extreme is to store only one fully merged model (MSER) from Table 4 to minimize memory usage. However, since MSER mixes unrelated task vectors, it is usually less effective than subtracting a MS basis when the goal is to unlearn MNIST-specific information. For some merge_{in} methods, such as TIES and Mean, we observe that MS performance is better than directly subtracting the task vector trained on MNIST, likely due to the overlap of skills between MNIST and SVHN. This demonstrates that the memory-efficient task vector bases arithmetic can be highly flexible as well.

Bases OOD Generalization After saving task vector bases from MNIST, SVHN, EuroSAT, and RESISC45 in Section 6.3, we test generalization metrics on unseen tasks in our vision benchmark. We set a similarity threshold to only

Table 6. Unlearning MNIST from pretrained model by negating bases constructed from MNIST, SVHN, EuroSAT, and RESISC45. For Tangent, directly subtracting τ_{MNIST} has the target performance of 0.11. For others, this target performance is 15.68.

merge_{in}	MS		MSER	
	Target (\downarrow)	Control	Target (\downarrow)	Control
MTL	21.53	63.13	31.91	63.60
TIES	12.17	63.18	22.27	62.76
Fisher	17.83	63.49	16.74	63.09
Tangent	0.12	63.00	3.80	63.31
Topk	19.53	64.36	22.89	62.44
Mean	10.36	63.21	20.61	64.27

Table 7. Generalization performance on GTSRB and DTD with different merge_{in} methods by using bases constructed from MNIST, SVHN, EuroSAT, and RESISC45. The pretrained model performance 36.48 on GTSRB and 54.73 on DTD.

merge_{in}	GTSRB		DTD	
	MS-ER	M-S-E-R	MS-ER	M-S-E-R
MTL	41.02	37.91	54.73	55.00
TIES	43.15	37.91	54.73	55.00
Fisher	41.31	37.91	54.89	55.00
Tangent	39.21	41.59	55.10	55.42
Topk	40.37	37.91	55.00	55.00
Mean	41.97	37.91	54.73	55.00

use the most similar task vector bases for GTSRB and DTD generalization in Table 7, with $\text{merge}_{\text{out}}$ set to Task Arithmetic. Since we use only one basis for generalization, this reduces to tuning α for the selected basis on the validation set. For GTSRB, which involves traffic sign recognition, we expect overlap with the digit classification skills in MNIST and SVHN. In Table 7, we observe that the performance of the MS-ER column, corresponding to the bases method, is generally higher than the M-S-E-R column, where full task arithmetic flexibility is retained. For OOD generalization, using all task-specific information related to the target task proves beneficial. However, since DTD is not related to any stored bases, its OOD generalization performance is almost equivalent to the pretrained model. This validates Theorem 4.8 and shows that when an OOD task is not too far away from seen tasks, leveraging bases knowledge is more effective than relying solely on a task vector trained on a single task, with the added benefit of memory savings.

6.4. Language Experiments with Task Vector Bases

6.4.1. RESULTS FOR LARGE SCALE BENCHMARK

Saving Memory Storage with Bases We first fix 70 natural language understanding tasks from top downloaded Huggingface datasets (Wolf, 2019) with the tag of text classification and multiple choice questions datasets that can




Figure 7. Task similarity matrix of merging 70 natural language tasks when $k = 3$ (left) and $k = 10$ (right), ordered by cluster index based on spectral clustering. We use orange boxes to highlight the clusters with more than one task. When $k = 3$, the clusters from top to bottom are: 1-sentence tasks with multiple choice questions (MCQ), 2-sentence tasks, and AI-vs-human text classification. When $k = 10$, the white boxes represent natural language inference (NLI) tasks, bAbI (Weston et al., 2015), AI-vs-human, topic classification, two sentiment analysis groups, and MCQ.

be reformulated as classification problems. With a larger number of tasks, we can conduct a stress test to determine how much we can compress the memory budget using Algorithm 1. We reuse prompt templates and labels in Gao et al. (2020); He et al. (2024) for masked language modeling fine-tuning of RoBERTa-base, ensuring that each fine-tuned model’s performance exceeds the majority vote baseline. As a result, each of the collected models is meaningful, and since all tasks can be evaluated with accuracy, the merged metrics are directly comparable.

We first examine the result of clustering in Figure 7, where we show the task cosine similarity matrix ordered by the spectral clustering results. We plot two matrices: $k = 3$, which represents the number of clusters selected based on the largest eigenvalue gap, and $k = 10$, which further partitions tasks into more fine-grained groups. Consequently, the properties of the task vectors change according to the prompt template difference. When $k = 3$, the tasks are split based on the number of input sentences, and when $k = 10$, there are more fine-grained clusters that reflect the task distribution, such as the separation of bAbI-NLI tasks, which reformulate tasks from Weston et al. (2015) as NLI problems, and other types of NLI tasks. In summary, the generated task clusters in step 2 of Figure 1 are reasonable, as they reflect certain interpretable skills learned by all models. And when we use $k = 3$ as the algorithm suggested, we reduce the storage of 70 task vectors into 3 bases, saving 95.71% of the memory budget. In Appendix D.4, we further show that such grouping is the result of inherent task properties, not just due to prompt design.

Generalization Performance for Merged Model Given the task clusters, we now evaluate the performance of using task vector bases. In Figure 8, we plot the performance of

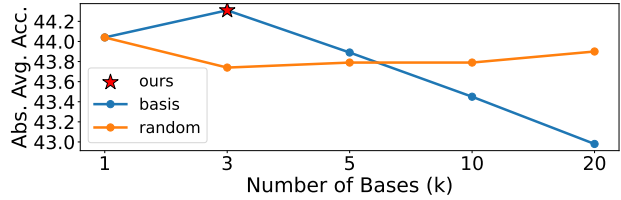


Figure 8. Absolute average accuracy for each number of bases k , comparing the task vector bases method and random partition of tasks. When $k = 1$, it reduces to one step of model merging. The pretrained model θ_0 performance is 42.15, and using majority vote for each task’s performance is 40.47, both of which are far below the two lines in this figure.

the task vector bases against 5 randomly selected partitions of tasks for the same k . To avoid the computational overhead of selecting α , we set both the inner and outer merging methods to Mean (Wortsman et al., 2022). From the results, we observe that our basis method with $k = 3$, selected based on the spectral gap, achieves the best performance overall, outperforming the Mean baseline when $k = 1$, as well as the pretrained model and majority vote baselines. Furthermore, we observe a performance degradation of the bases method after $k = 3$, and a gradual performance increase for random partitions, although all random partition metrics are worse than the Model Soup baseline. This supports the importance of using the eigengap trick to select k in Algorithm 1, which effectively balances the task addition conflict for two rounds of merging. Based on Figure 8, our bases method surpasses model merging baseline performances in the large T challenging setting.

6.4.2. RESULTS FOR MEDIUM SCALE BENCHMARK

Since most merging methods require α tuning or additional training, testing them on the 70-task benchmark is time-consuming. To better understand how bases methods compare with other popular baselines, we conduct experiments on a medium-scale benchmark with 12 language tasks.

Bases Addition with Localize-and-Stitch (L&S) He et al. (2024) divides model merging into two steps: first, localizing the task information by learning a sparse vector mask, and second, stitching sparse models with mask normalization, ensuring that α is a probability vector like Assumption 4.3. Compared to other model merging methods, He et al. (2024) offers the dual advantage with significantly improved multitask performance due to reduced conflict from localization, and drastically lowered memory costs by saving only a small proportion of nonzero weights. Thus, to maximally boost all metrics, we investigate how to integrate L&S into our bases creation framework which requires two steps of merging. As described in Section 5.1, after clustering sparse localized task vectors, we can directly apply L&S

Table 8. Merged accuracy/ $F1^\dagger$ and storage cost on the 12-task language benchmark. First two rows contain numbers in He et al. (2024). For each method, we compute: (1) #Masks used (for non-sparsity based methods, this is equal to the number of tasks in the benchmark), and (2) Sparsity%, which is the percentage of non-zero entries averaged across masks. The total storage cost is then computed as: #Masks \times %Sparsity, which can be seen as the size of memory bank in the setup of Figure 2. Our Mask-Sharing version of L&S achieves the best overall memory metric. Stitch-Twice version of L&S improves upon all previous baselines (non-shaded rows, and more competitive baselines see Appendix D.1) in both accuracy and memory usage.

Task	SST-2	CR	MR	MPQA	TREC	SUBJ	QNLI	SNLI	MNLI	RTE	MRPC [†]	QQP	Avg.	#Masks	Sparsity%	Storage (GB)
Task Arithmetic	88.5	88.2	80.3	82.9	32.0	61.0	62.0	56.1	49.5	65.6	82.8	62.3	67.5	$\times 12$	100	3.90
Localize-and-Stitch	89.6	89.6	84.9	82.8	78.2	82.0	73.4	62.1	58.0	63.3	82.0	65.1	75.9	$\times 12$	10.9	0.42
- Mask Sharing	90.4	89.4	84.8	76.4	89.4	90.9	53.0	58.2	51.9	59.2	77.7	67.3	74.1	$\times 4$	11.6	0.15
- Stitch Twice	88.3	88.5	83.5	78.5	78.6	85.1	54.3	74.1	62.8	67.5	81.4	74.2	76.4	$\times 12$	7.93	0.31

as merge_{in} within each cluster. For $\text{merge}_{\text{out}}$, it requires special design and we propose two modifications to L&S.

The first approach, **Mask Sharing**, creates a shared binary mask within each task cluster by averaging the task masks and rounding the averaged mask entries. Formally, if each task i has an associated task-specific mask $\gamma_i \in \{0, 1\}^d$, and the cluster size is N , these clustered tasks share one mask $\bar{\gamma} \leftarrow \text{round}(\sum_i \gamma_i / N)$. This approach significantly reduces memory storage, requiring only $m < T$ copies of sparse models, though it may slightly increase mask sparsity. However, this method sacrifices some task-specific information, leading to task conflicts during merging and suboptimal generalization performance in Table 8.

The second approach, **Stitch Twice**, first localizes tasks and stitches by mask normalization within cluster. Afterward, in $\text{merge}_{\text{out}}$, we round within-cluster-normalized masks as updated binary task masks, and use them as input for the second iteration of stitching across all T tasks. Formally, in the first iteration, for $l \in [d]$, the l -th entry of the mask for task i is $\gamma_i^l \leftarrow \text{round}(\gamma_i^l / \sum_{j=1}^N \gamma_j^l)$, and the second iteration of mask update is $\gamma_i^l \leftarrow \gamma_i^l / \sum_{j=1}^T \gamma_j^l$. Inspired by the improvements shown in Figure 8, this two-step process automatically readjusts task vector weights with appropriate task relationships learned from clustering. Unlike Mask Sharing, Stitch Twice requires T copies of sparse models, since each task retains its own mask. However, in Table 8, Stitch Twice improves generalization performance from L&S while also surprisingly reducing memory costs due to increased mask sparsity from double normalization.

In summary, we can integrate L&S into our proposed bases framework with minimal efforts, achieving both enhanced generalization and improved memory efficiency, highlighting the broad applicability of our proposal.

7. Conclusion and Future Work

In this work, we revisited task vectors as a practical approach for model editing. By providing a theoretical foundation for task arithmetic, we addressed key gaps in understanding its underlying mechanisms and identified the

conditions for its success. Building on theoretical insights, we introduced a scalable framework that reduces the memory footprint of task vector arithmetic through clustered task bases, significantly improving efficiency while maintaining high performance, and demonstrated the flexibility of bases arithmetic. Looking forward, we foresee several future directions. First, the creation of our task vector bases depends on the task relationship, and there are additional opportunities to improve memory efficiency from hardware perspectives. Additionally, by clustering, we assume that there are disjoint groups of tasks for the initial task vectors. Therefore, it might be interesting to further decompose and reorganize task vectors to boost performance for more complicated task relationships.

Impact Statements

This paper contributes foundational research in the areas of task vector arithmetic and scalable model merging within the machine learning community. Our primary goal is to advance the theoretical understanding and practical methodologies for efficient multi-task learning and model adaptation. Given the scope of this research, we do not anticipate immediate ethical concerns or direct societal consequences. Therefore, we believe there are no specific ethical considerations or immediate societal impacts to be emphasized in the context of this work.

Acknowledgment

Part of this work was done when both SZ and HZ were visiting the Simons Institute via the Modern Paradigm in Generalization program. SZ, YH, and HZ are partially supported by an NSF IIS grant No. 2416897. HZ would like to thank the support from a Google Research Scholar Award. WY is supported by a gift from AWS AI for Trustworthy AI, as well as funding from the Defense Advanced Research Projects Agency’s (DARPA) SciFy program (Agreement No. HR00112520300). MY is partly supported by MEXT KAKENHI Grant Number 24K03004 and by JST ASPIRE JPM-JAP2302. We want to express a special thanks to Yuechun Sun who pointed out a way to improve the upper bound for

task addition theorem. We are also thankful to Wei Hu, Yuki Takezawa, Jose Renato Restom and anonymous reviewers for other helpful discussions. The views and conclusions expressed in this paper are solely those of the authors and do not necessarily reflect the official policies or positions of the supporting companies and government agencies.

References

- Adilova, L., Fischer, A., and Jaggi, M. Layerwise linear mode connectivity. *arXiv preprint arXiv:2307.06966*, 2023.
- Akiba, T., Shing, M., Tang, Y., Sun, Q., and Ha, D. Evolutionary optimization of model merging recipes. *arXiv preprint arXiv:2403.13187*, 2024.
- Barbieri, F., Camacho-Collados, J., Espinosa-Anke, L., and Neves, L. TweetEval: Unified Benchmark and Comparative Evaluation for Tweet Classification. In *Proceedings of Findings of EMNLP*, 2020.
- Basile, V., Bosco, C., Fersini, E., Nozza, D., Patti, V., Rangel Pardo, F. M., Rosso, P., and Sanguinetti, M. SemEval-2019 task 5: Multilingual detection of hate speech against immigrants and women in Twitter. In *Proceedings of the 13th International Workshop on Semantic Evaluation*, pp. 54–63, Minneapolis, Minnesota, USA, 2019. Association for Computational Linguistics. doi: 10.18653/v1/S19-2007. URL <https://www.aclweb.org/anthology/S19-2007>.
- Bhagavatula, C., Bras, R. L., Malaviya, C., Sakaguchi, K., Holtzman, A., Rashkin, H., Downey, D., tau Yih, W., and Choi, Y. Abductive commonsense reasoning. In *International Conference on Learning Representations*, 2020. URL <https://openreview.net/forum?id=Byglv1HKDB>.
- Bisk, Y., Zellers, R., Bras, R. L., Gao, J., and Choi, Y. Piqa: Reasoning about physical commonsense in natural language. In *Thirty-Fourth AAAI Conference on Artificial Intelligence*, 2020.
- Bowman, S. R., Angeli, G., Potts, C., and Manning, C. D. A large annotated corpus for learning natural language inference. *arXiv preprint arXiv:1508.05326*, 2015.
- Caruana, R. Multitask learning: A knowledge-based source of inductive bias¹. In *Proceedings of the Tenth International Conference on Machine Learning*, pp. 41–48. Citeseer, 1993.
- Cheng, G., Han, J., and Lu, X. Remote sensing image scene classification: Benchmark and state of the art. *Proceedings of the IEEE*, 105(10):1865–1883, 2017.
- Cimpoi, M., Maji, S., Kokkinos, I., Mohamed, S., and Vedaldi, A. Describing textures in the wild. In *Proceedings of the IEEE conference on computer vision and pattern recognition*, pp. 3606–3613, 2014.
- Clark, P., Cowhey, I., Etzioni, O., Khot, T., Sabharwal, A., Schoenick, C., and Tafford, O. Think you have solved question answering? try arc, the ai2 reasoning challenge. *arXiv:1803.05457v1*, 2018.
- Davari, M. and Belilovsky, E. Model breadcrumbs: Scaling multi-task model merging with sparse masks. In *European Conference on Computer Vision*, pp. 270–287. Springer, 2025.
- De Marneffe, M.-C., Simons, M., and Tonhauser, J. The commitmentbank: Investigating projection in naturally occurring discourse. In *proceedings of Sinn und Bedeutung*, volume 23, pp. 107–124, 2019.
- Dolan, B. and Brockett, C. Automatically constructing a corpus of sentential paraphrases. In *Third international workshop on paraphrasing (IWP2005)*, 2005.
- Dosovitskiy, A. An image is worth 16x16 words: Transformers for image recognition at scale. *arXiv preprint arXiv:2010.11929*, 2020.
- Fifty, C., Amid, E., Zhao, Z., Yu, T., Anil, R., and Finn, C. Efficiently identifying task groupings for multi-task learning. *Advances in Neural Information Processing Systems*, 34:27503–27516, 2021.
- Foret, P., Kleiner, A., Mobahi, H., and Neyshabur, B. Sharpness-aware minimization for efficiently improving generalization. *arXiv preprint arXiv:2010.01412*, 2020.
- Frankle, J., Dziugaite, G. K., Roy, D., and Carbin, M. Linear mode connectivity and the lottery ticket hypothesis. In *International Conference on Machine Learning*, pp. 3259–3269. PMLR, 2020.
- Gao, T., Fisch, A., and Chen, D. Making pre-trained language models better few-shot learners. *arXiv preprint arXiv:2012.15723*, 2020.
- Garipov, T., Izmailov, P., Podoprikin, D., Vetrov, D. P., and Wilson, A. G. Loss surfaces, mode connectivity, and fast ensembling of dnns. *Advances in neural information processing systems*, 31, 2018.
- Garrigos, G. and Gower, R. M. Handbook of convergence theorems for (stochastic) gradient methods. *arXiv preprint arXiv:2301.11235*, 2023.
- Han, S., Schoelkopf, H., Zhao, Y., Qi, Z., Riddell, M., Benson, L., Sun, L., Zubova, E., Qiao, Y., Burtell, M., Peng, D., Fan, J., Liu, Y., Wong, B., Sailor, M., Ni, A.,

- Nan, L., Kasai, J., Yu, T., Zhang, R., Joty, S., Fabbri, A. R., Kryscinski, W., Lin, X. V., Xiong, C., and Radev, D. Folio: Natural language reasoning with first-order logic. *arXiv preprint arXiv:2209.00840*, 2022. URL <https://arxiv.org/abs/2209.00840>.
- He, Y., Hu, Y., Lin, Y., Zhang, T., and Zhao, H. Localize-and-stitch: Efficient model merging via sparse task arithmetic. *arXiv preprint arXiv:2408.13656*, 2024.
- Helber, P., Bischke, B., Dengel, A., and Borth, D. Eurosat: A novel dataset and deep learning benchmark for land use and land cover classification. *IEEE Journal of Selected Topics in Applied Earth Observations and Remote Sensing*, 12(7):2217–2226, 2019.
- Hendrycks, D., Burns, C., Basart, S., Critch, A., Li, J., Song, D., and Steinhardt, J. Aligning ai with shared human values. *arXiv preprint arXiv:2008.02275*, 2020.
- Hu, E. J., Shen, Y., Wallis, P., Allen-Zhu, Z., Li, Y., Wang, S., Wang, L., and Chen, W. Lora: Low-rank adaptation of large language models. *arXiv preprint arXiv:2106.09685*, 2021.
- Hu, M. and Liu, B. Mining and summarizing customer reviews. In *Proceedings of the tenth ACM SIGKDD international conference on Knowledge discovery and data mining*, pp. 168–177, 2004.
- Hu, Y., Xian, R., Wu, Q., Fan, Q., Yin, L., and Zhao, H. Revisiting scalarization in multi-task learning: A theoretical perspective. *Advances in Neural Information Processing Systems*, 36, 2024.
- Ilharco, G., Wortsman, M., Wightman, R., Gordon, C., Carlini, N., Taori, R., Dave, A., Shankar, V., Namkoong, H., Miller, J., Hajishirzi, H., Farhadi, A., and Schmidt, L. Openclip, July 2021. URL <https://doi.org/10.5281/zenodo.5143773>.
- Ilharco, G., Ribeiro, M. T., Wortsman, M., Gururangan, S., Schmidt, L., Hajishirzi, H., and Farhadi, A. Editing models with task arithmetic. *arXiv preprint arXiv:2212.04089*, 2022.
- Izmailov, P., Podoprikin, D., Garipov, T., Vetrov, D., and Wilson, A. G. Averaging weights leads to wider optima and better generalization. *arXiv preprint arXiv:1803.05407*, 2018.
- Jacob, L., Vert, J.-p., and Bach, F. Clustered multi-task learning: A convex formulation. *Advances in neural information processing systems*, 21, 2008.
- Jacot, A., Gabriel, F., and Hongler, C. Neural tangent kernel: Convergence and generalization in neural networks. *Advances in neural information processing systems*, 31, 2018.
- Jang, D.-H., Yun, S., and Han, D. Model stock: All we need is just a few fine-tuned models. In *European Conference on Computer Vision*, pp. 207–223. Springer, 2025.
- Jin, X., Ren, X., Preotiuc-Pietro, D., and Cheng, P. Data-less knowledge fusion by merging weights of language models. *arXiv preprint arXiv:2212.09849*, 2022.
- Kaddour, J. Stop wasting my time! saving days of imagenet and bert training with latest weight averaging. *arXiv preprint arXiv:2209.14981*, 2022.
- Kowsari, K., Brown, D. E., Heidarysafa, M., Jafari Meimandi, K., Gerber, M. S., and Barnes, L. E. Hdltext: Hierarchical deep learning for text classification. In *Machine Learning and Applications (ICMLA), 2017 16th IEEE International Conference on*. IEEE, 2017.
- Krause, J., Stark, M., Deng, J., and Fei-Fei, L. 3d object representations for fine-grained categorization. In *Proceedings of the IEEE international conference on computer vision workshops*, pp. 554–561, 2013.
- Kumar, A. and Daume III, H. Learning task grouping and overlap in multi-task learning. *arXiv preprint arXiv:1206.6417*, 2012.
- Lang, K. Newsweeder: Learning to filter netnews. In Prieditis, A. and Russell, S. (eds.), *Machine Learning Proceedings 1995*, pp. 331–339. Morgan Kaufmann, San Francisco (CA), 1995. ISBN 978-1-55860-377-6. doi: <https://doi.org/10.1016/B978-1-55860-377-6.50048-7>. URL <https://www.sciencedirect.com/science/article/pii/B9781558603776500487>.
- LeCun, Y., Bottou, L., Bengio, Y., and Haffner, P. Gradient-based learning applied to document recognition. *Proceedings of the IEEE*, 86(11):2278–2324, 1998.
- Li, H., Zhang, Y., Zhang, S., Wang, M., Liu, S., and Chen, P.-Y. When is task vector provably effective for model editing? a generalization analysis of nonlinear transformers. *arXiv preprint arXiv:2504.10957*, 2025.
- Li, T., Jiang, W., Liu, F., Huang, X., and Kwok, J. T. Scalable learned model soup on a single gpu: An efficient subspace training strategy. *arXiv e-prints*, pp. arXiv–2407, 2024.
- Li, X. and Roth, D. Learning question classifiers. In *COLING 2002: The 19th International Conference on Computational Linguistics*, 2002.
- Liu, A., Swayamdipta, S., Smith, N. A., and Choi, Y. Wanli: Worker and ai collaboration for natural language inference dataset creation, January 2022. URL <https://arxiv.org/pdf/2201.05955>.

- Liu, H., Liu, J., Cui, L., Teng, Z., Duan, N., Zhou, M., and Zhang, Y. Logiqa 2.0 — an improved dataset for logical reasoning in natural language understanding. *IEEE/ACM Transactions on Audio, Speech, and Language Processing*, pp. 1–16, 2023. doi: 10.1109/TASLP.2023.3293046.
- Liu, Y. Roberta: A robustly optimized bert pretraining approach. *arXiv preprint arXiv:1907.11692*, 364, 2019.
- Lloyd, S. Least squares quantization in pcm. *IEEE transactions on information theory*, 28(2):129–137, 1982.
- Loshchilov, I. Decoupled weight decay regularization. *arXiv preprint arXiv:1711.05101*, 2017.
- Lu, Z., Fan, C., Wei, W., Qu, X., Chen, D., and Cheng, Y. Twin-merging: Dynamic integration of modular expertise in model merging. *arXiv preprint arXiv:2406.15479*, 2024.
- Maas, A., Daly, R. E., Pham, P. T., Huang, D., Ng, A. Y., and Potts, C. Learning word vectors for sentiment analysis. In *Proceedings of the 49th annual meeting of the association for computational linguistics: Human language technologies*, pp. 142–150, 2011.
- Matena, M. S. and Raffel, C. A. Merging models with fisher-weighted averaging. *Advances in Neural Information Processing Systems*, 35:17703–17716, 2022.
- Mises, R. and Pollaczek-Geiringer, H. Praktische verfahren der gleichungsauflösung. *ZAMM-Journal of Applied Mathematics and Mechanics/Zeitschrift für Angewandte Mathematik und Mechanik*, 9(1):58–77, 1929.
- Mohammad, S., Bravo-Marquez, F., Salameh, M., and Kiritchenko, S. Semeval-2018 task 1: Affect in tweets. In *Proceedings of the 12th international workshop on semantic evaluation*, pp. 1–17, 2018.
- Netzer, Y., Wang, T., Coates, A., Bissacco, A., Wu, B., Ng, A. Y., et al. Reading digits in natural images with unsupervised feature learning. In *NIPS workshop on deep learning and unsupervised feature learning*, volume 2011, pp. 4. Granada, 2011.
- Neyshabur, B., Sedghi, H., and Zhang, C. What is being transferred in transfer learning? *Advances in neural information processing systems*, 33:512–523, 2020.
- Ng, A., Jordan, M., and Weiss, Y. On spectral clustering: Analysis and an algorithm. *Advances in neural information processing systems*, 14, 2001.
- Nicolai Thorner Sivesind, A. Human-vs-machine, 2023.
- Nie, Y., Williams, A., Dinan, E., Bansal, M., Weston, J., and Kiela, D. Adversarial nli: A new benchmark for natural language understanding. *arXiv preprint arXiv:1910.14599*, 2019.
- Ortiz-Jimenez, G., Favero, A., and Frossard, P. Task arithmetic in the tangent space: Improved editing of pre-trained models. *Advances in Neural Information Processing Systems*, 36, 2024.
- Ostapenko, O., Su, Z., Ponti, E. M., Charlin, L., Roux, N. L., Pereira, M., Caccia, L., and Sordani, A. Towards modular llms by building and reusing a library of lorae. *arXiv preprint arXiv:2405.11157*, 2024.
- Pang, B. and Lee, L. A sentimental education: Sentiment analysis using subjectivity summarization based on minimum cuts. *arXiv preprint cs/0409058*, 2004.
- Pang, B. and Lee, L. Seeing stars: Exploiting class relationships for sentiment categorization with respect to rating scales. *arXiv preprint cs/0506075*, 2005.
- Panigrahi, A., Saunshi, N., Zhao, H., and Arora, S. Task-specific skill localization in fine-tuned language models. In *International Conference on Machine Learning*, pp. 27011–27033. PMLR, 2023.
- Pham, T. M., Yoon, S., Bui, T., and Nguyen, A. Pic: A phrase-in-context dataset for phrase understanding and semantic search. *arXiv preprint arXiv:2207.09068*, 2022.
- Pilehvar, M. T. and Camacho-Collados, J. Wic: the word-in-context dataset for evaluating context-sensitive meaning representations. *arXiv preprint arXiv:1808.09121*, 2018.
- Radford, A., Kim, J. W., Hallacy, C., Ramesh, A., Goh, G., Agarwal, S., Sastry, G., Askell, A., Mishkin, P., Clark, J., et al. Learning transferable visual models from natural language supervision. In *International conference on machine learning*, pp. 8748–8763. PMLR, 2021.
- Rosenthal, S., Farra, N., and Nakov, P. Semeval-2017 task 4: Sentiment analysis in twitter. In *Proceedings of the 11th international workshop on semantic evaluation (SemEval-2017)*, pp. 502–518, 2017.
- Sanyal, S., Neerkaje, A., Kaddour, J., Kumar, A., and Sanghavi, S. Early weight averaging meets high learning rates for llm pre-training. *arXiv preprint arXiv:2306.03241*, 2023.
- Sap, M., Rashkin, H., Chen, D., LeBras, R., and Choi, Y. Socialliqa: Commonsense reasoning about social interactions. *arXiv preprint arXiv:1904.09728*, 2019.
- Saravia, E., Liu, H.-C. T., Huang, Y.-H., Wu, J., and Chen, Y.-S. CARER: Contextualized affect representations for emotion recognition. In *Proceedings of the 2018 Conference on Empirical Methods in Natural Language Processing*, pp. 3687–3697, Brussels, Belgium, October-November 2018. Association for Computational Linguistics. doi: 10.18653/v1/D18-1404. URL <https://www.aclweb.org/anthology/D18-1404>.

- Schuhmann, C., Beaumont, R., Vencu, R., Gordon, C. W., Wightman, R., Cherti, M., Coombes, T., Katta, A., Mullis, C., Wortsman, M., Schramowski, P., Kundurthy, S. R., Crowson, K., Schmidt, L., Kaczmarczyk, R., and Jitsev, J. LAION-5b: An open large-scale dataset for training next generation image-text models. In *Thirty-sixth Conference on Neural Information Processing Systems Datasets and Benchmarks Track*, 2022. URL <https://openreview.net/forum?id=M3Y74vmsMcY>.
- Schuster, T., Fisch, A., and Barzilay, R. Get your vitamin C! robust fact verification with contrastive evidence. In *Proceedings of the 2021 Conference of the North American Chapter of the Association for Computational Linguistics: Human Language Technologies*, pp. 624–643, Online, June 2021. Association for Computational Linguistics. doi: 10.18653/v1/2021.naacl-main.52. URL <https://aclanthology.org/2021.naacl-main.52>.
- Shazeer, N., Mirhoseini, A., Maziarz, K., Davis, A., Le, Q., Hinton, G., and Dean, J. Outrageously large neural networks: The sparsely-gated mixture-of-experts layer. *arXiv preprint arXiv:1701.06538*, 2017.
- Socher, R., Perelygin, A., Wu, J., Chuang, J., Manning, C. D., Ng, A. Y., and Potts, C. Recursive deep models for semantic compositionality over a sentiment treebank. In *Proceedings of the 2013 conference on empirical methods in natural language processing*, pp. 1631–1642, 2013.
- Stallkamp, J., Schlipsing, M., Salmen, J., and Igel, C. Man vs. computer: Benchmarking machine learning algorithms for traffic sign recognition. *Neural networks*, 32: 323–332, 2012.
- Stoica, G., Ramesh, P., Ecsedi, B., Choshen, L., and Hoffman, J. Model merging with svd to tie the knots. *arXiv preprint arXiv:2410.19735*, 2024.
- Szegedy, C., Vanhoucke, V., Ioffe, S., Shlens, J., and Wojna, Z. Rethinking the inception architecture for computer vision. In *Proceedings of the IEEE conference on computer vision and pattern recognition*, pp. 2818–2826, 2016.
- Tang, A., Shen, L., Luo, Y., Ding, L., Hu, H., Du, B., and Tao, D. Concrete subspace learning based interference elimination for multi-task model fusion. *arXiv preprint arXiv:2312.06173*, 2023a.
- Tang, A., Shen, L., Luo, Y., Zhan, Y., Hu, H., Du, B., Chen, Y., and Tao, D. Parameter efficient multi-task model fusion with partial linearization. *arXiv preprint arXiv:2310.04742*, 2023b.
- Tang, A., Shen, L., Luo, Y., Yin, N., Zhang, L., and Tao, D. Merging multi-task models via weight-ensembling mixture of experts. *arXiv preprint arXiv:2402.00433*, 2024.
- Tao, Z., Mason, I., Kulkarni, S., and Boix, X. Task arithmetic through the lens of one-shot federated learning. *arXiv preprint arXiv:2411.18607*, 2024.
- Tripuraneni, N., Jordan, M., and Jin, C. On the theory of transfer learning: The importance of task diversity. *Advances in neural information processing systems*, 33: 7852–7862, 2020.
- Van Hee, C., Lefever, E., and Hoste, V. Semeval-2018 task 3: Irony detection in english tweets. In *Proceedings of The 12th International Workshop on Semantic Evaluation*, pp. 39–50, 2018.
- Wang, A. Glue: A multi-task benchmark and analysis platform for natural language understanding. *arXiv preprint arXiv:1804.07461*, 2018.
- Wang, K., Dimitriadis, N., Ortiz-Jimenez, G., Fleuret, F., and Frossard, P. Localizing task information for improved model merging and compression. *arXiv preprint arXiv:2405.07813*, 2024a.
- Wang, P., Shen, L., Tao, Z., Sun, Y., Zheng, G., and Tao, D. A unified analysis for finite weight averaging. *arXiv preprint arXiv:2411.13169*, 2024b.
- Warstadt, A. Neural network acceptability judgments. *arXiv preprint arXiv:1805.12471*, 2019.
- Wen, K., Ma, T., and Li, Z. How does sharpness-aware minimization minimize sharpness? *arXiv preprint arXiv:2211.05729*, 2022.
- Weston, J., Bordes, A., Chopra, S., Rush, A. M., Van Merriënboer, B., Joulin, A., and Mikolov, T. Towards ai-complete question answering: A set of prerequisite toy tasks. *arXiv preprint arXiv:1502.05698*, 2015.
- Wiebe, J., Wilson, T., and Cardie, C. Annotating expressions of opinions and emotions in language. *Language resources and evaluation*, 39:165–210, 2005.
- Williams, A., Nangia, N., and Bowman, S. R. A broad-coverage challenge corpus for sentence understanding through inference. *arXiv preprint arXiv:1704.05426*, 2017.
- Wolf, T. Huggingface’s transformers: State-of-the-art natural language processing. *arXiv preprint arXiv:1910.03771*, 2019.
- Wortsman, M., Ilharco, G., Kim, J. W., Li, M., Kornblith, S., Roelofs, R., Gontijo-Lopes, R., Hajishirzi, H., Farhadi, A., Namkoong, H., and Schmidt, L. Robust fine-tuning of zero-shot models. *arXiv preprint arXiv:2109.01903*, 2021. <https://arxiv.org/abs/2109.01903>.

- Wortsman, M., Ilharco, G., Gadre, S. Y., Roelofs, R., Gontijo-Lopes, R., Morcos, A. S., Namkoong, H., Farhadi, A., Carmon, Y., Kornblith, S., and Schmidt, L. Model soups: averaging weights of multiple finetuned models improves accuracy without increasing inference time. In Chaudhuri, K., Jegelka, S., Song, L., Szepesvari, C., Niu, G., and Sabato, S. (eds.), *Proceedings of the 39th International Conference on Machine Learning*, volume 162 of *Proceedings of Machine Learning Research*, pp. 23965–23998. PMLR, 17–23 Jul 2022. URL <https://proceedings.mlr.press/v162/wortsman22a.html>.
- Xiao, J., Hays, J., Ehinger, K. A., Oliva, A., and Torralba, A. Sun database: Large-scale scene recognition from abbey to zoo. In *2010 IEEE computer society conference on computer vision and pattern recognition*, pp. 3485–3492. IEEE, 2010.
- Xiong, F., Cheng, R., Chen, W., Zhang, Z., Guo, Y., Yuan, C., and Xu, R. Multi-task model merging via adaptive weight disentanglement. *arXiv preprint arXiv:2411.18729*, 2024.
- Yadav, P., Tam, D., Choshen, L., Raffel, C. A., and Bansal, M. Ties-merging: Resolving interference when merging models. *Advances in Neural Information Processing Systems*, 36, 2024.
- Yang, E., Wang, Z., Shen, L., Liu, S., Guo, G., Wang, X., and Tao, D. Adamerging: Adaptive model merging for multi-task learning. *arXiv preprint arXiv:2310.02575*, 2023.
- Yang, E., Shen, L., Guo, G., Wang, X., Cao, X., Zhang, J., and Tao, D. Model merging in llms, mllms, and beyond: Methods, theories, applications and opportunities. *arXiv preprint arXiv:2408.07666*, 2024.
- Yin, W., Radev, D., and Xiong, C. DocNLI: A large-scale dataset for document-level natural language inference. In Zong, C., Xia, F., Li, W., and Navigli, R. (eds.), *Findings of the Association for Computational Linguistics: ACL-IJCNLP 2021*, pp. 4913–4922, Online, August 2021. Association for Computational Linguistics. doi: 10.18653/v1/2021.findings-acl.435. URL <https://aclanthology.org/2021.findings-acl.435>.
- Yu, L., Yu, B., Yu, H., Huang, F., and Li, Y. Language models are super mario: Absorbing abilities from homologous models as a free lunch. In *Forty-first International Conference on Machine Learning*, 2024.
- Zampieri, M., Malmasi, S., Nakov, P., Rosenthal, S., Farra, N., and Kumar, R. Semeval-2019 task 6: Identifying and categorizing offensive language in social media (offenseval). In *Proceedings of the 13th International Workshop on Semantic Evaluation*, pp. 75–86, 2019.
- Zellers, R., Bisk, Y., Schwartz, R., and Choi, Y. Swag: A large-scale adversarial dataset for grounded common-sense inference. In *Proceedings of the 2018 Conference on Empirical Methods in Natural Language Processing (EMNLP)*, 2018.
- Zellers, R., Holtzman, A., Bisk, Y., Farhadi, A., and Choi, Y. Hellaswag: Can a machine really finish your sentence? In *Proceedings of the 57th Annual Meeting of the Association for Computational Linguistics*, 2019.
- Zhang, J., Liu, J., He, J., et al. Composing parameter-efficient modules with arithmetic operation. *Advances in Neural Information Processing Systems*, 36:12589–12610, 2023.
- Zhang, X., Zhao, J., and LeCun, Y. Character-level convolutional networks for text classification. *Advances in neural information processing systems*, 28, 2015.
- Zhao, Z., Shen, T., Zhu, D., Li, Z., Su, J., Wang, X., Kuang, K., and Wu, F. Merging loras like playing lego: Pushing the modularity of lora to extremes through rank-wise clustering. *arXiv preprint arXiv:2409.16167*, 2024.
- Zhou, Y., Song, L., Wang, B., and Chen, W. Metagpt: Merging large language models using model exclusive task arithmetic. *arXiv preprint arXiv:2406.11385*, 2024a.
- Zhou, Z., Chen, Z., Chen, Y., Zhang, B., and Yan, J. Cross-task linearity emerges in the pretraining-finetuning paradigm. *arXiv preprint arXiv:2402.03660*, 2024b.

A. Proof Details of Section 4.2

Theorem 4.5 (Task Addition for Multitask Learning). *Let task addition $\theta^* = \theta_0 + \sum_{i=1}^T \alpha_i \tau_i$ be the model parameter used for multitask learning, then $\forall i \in [T], \mathcal{L}_i(\theta^*) - \mathcal{L}_i(\theta_i) \leq L_i C(1 + \epsilon)$.*

Proof. Note that since $\theta^* = \theta_0 + \sum_{i=1}^T \alpha_i \tau_i$, so

$$\|\theta^* - \theta_0\|^2 = \left\| \sum_{i=1}^T \alpha_i \tau_i \right\|^2 \leq \left(\sum_{i=1}^T \alpha_i \|\tau_i\| \right)^2 \leq C,$$

which means that θ^* is within the fine-tuning regime and satisfies the local smoothness assumption. Hence, if $x \sim \mathcal{D}_i$

$$\mathcal{L}_i(\theta^*) - \mathcal{L}_i(\theta_i) \leq \left\langle \theta^* - \theta_i, \frac{\partial \mathcal{L}_i(x, \theta_i)}{\partial \theta} \right\rangle + \frac{L_i}{2} \|\theta^* - \theta_i\|^2 \quad (\text{Assumption 4.2})$$

$$= \left\langle \sum_{j=1}^T \alpha_j \tau_j - \tau_i, \frac{\partial \mathcal{L}_i(x, \theta_i)}{\partial \theta} \right\rangle + \frac{L_i}{2} \left\| \sum_{j=1}^T \alpha_j \tau_j - \tau_i \right\|^2 \quad (\text{Assumption 4.1})$$

To bound the second norm term, we reassign the subscript $\alpha_k := \alpha_i$ as the coefficient for the i -th task to avoid confusion with the summation indices. Next we define $t_j := \alpha_j$ ($j \neq k$), $t_k := \alpha_k - 1$. Since $\sum_i \alpha_i = 1$, we have $t_k + \sum_{j \neq k} t_j = 0$. Then,

$$\begin{aligned} \left\| \sum_{j=1}^T \alpha_j \tau_j - \tau_i \right\|^2 &= \left\| \sum_{j=1}^T \alpha_j \tau_j - \tau_k \right\|^2 \\ &= \left\| \sum_{i=1}^n t_i \tau_i \right\|^2 \\ &\leq \sum_{i=1}^n t_i^2 \tau_i^2 + 2 \sum_{1 \leq i < j \leq n} |t_i t_j| \cdot |\langle \tau_i, \tau_j \rangle| \\ &\leq C \left(\sum_{i=1}^n t_i^2 + 2\epsilon \sum_{1 \leq i < j \leq n} |t_i t_j| \right) \end{aligned} \quad (1)$$

By Assumption 4.3, $t_k \leq 0$. Besides, we have $-t_k = t_1 + \dots + t_{k-1} + t_{k+1} + \dots + t_n = \sum_{i \neq k} t_i$. We can bound the cross-product term as follows:

$$\begin{aligned} \sum_{1 \leq i < j \leq n} |t_i t_j| &= -t_k \sum_{i \neq k} |t_i| + \sum_{1 \leq i < j \leq n, i \neq k, j \neq k} t_i t_j \\ &= t_k^2 + \sum_{1 \leq i < j \leq n, i \neq k, j \neq k} t_i t_j \\ &= t_k^2 + \frac{1}{2} \left(\left(\sum_{i \neq k} t_i \right)^2 - \sum_{i \neq k} t_i^2 \right) \\ &= t_k^2 + \frac{1}{2} \left(t_k^2 - \left(\sum_i t_i^2 - t_k^2 \right) \right) \\ &= 2t_k^2 - \frac{1}{2} \sum_i t_i^2 \end{aligned}$$

Plug it back into Equation (1), we have

$$\begin{aligned}
 \sum_i t_i^2 + 2\epsilon \sum_{1 \leq i < j \leq n} |t_i t_j| &= \sum_i t_i^2 + 2\epsilon \left(2t_k^2 - \frac{1}{2} \sum_i t_i^2 \right) \\
 &= (1 - \epsilon) \sum_i t_i^2 + 4\epsilon t_k^2 \\
 &= (1 - \epsilon) \left[\sum_{i \neq k} \alpha_i^2 + (\alpha_k - 1)^2 \right] + 4\epsilon (\alpha_k - 1)^2 \\
 &= (1 - \epsilon) \left[\sum_i \alpha_i^2 - 2\alpha_k + 1 \right] + 4\epsilon (\alpha_k - 1)^2 \\
 &\leq (1 - \epsilon) \cdot 2 + 4\epsilon \cdot 1 \quad (\text{Assumption 4.3}) \\
 &= 2 + 2\epsilon
 \end{aligned}$$

To conclude, we have

$$\mathcal{L}_i(\theta^*) - \mathcal{L}_i(\theta_i) \leq \frac{L_i C}{2} (2 + 2\epsilon) = L_i C (1 + \epsilon). \quad \square$$

Theorem 4.6 (Task Negation for Unlearning). *Let $\theta_i^* = \theta_0 - \alpha_i \tau_i$ be the model parameter used for unlearning task i . Then $\forall j \neq i$, $\mathcal{L}_j(\theta_i^*) - \mathcal{L}_j(\theta_0) \leq L_j C \left(\frac{3}{2} + \epsilon \right)$.*

Proof. First, note that

$$\mathcal{L}_j(\theta_i^*) - \mathcal{L}_j(\theta_0) \leq \mathcal{L}_j(\theta_i^*) - \mathcal{L}_j(\theta_j) + \mathcal{L}_j(\theta_j) - \mathcal{L}_j(\theta_0) \leq \mathcal{L}_j(\theta_i^*) - \mathcal{L}_j(\theta_j) + |\mathcal{L}_j(\theta_0) - \mathcal{L}_j(\theta_j)|$$

We will upper bound the last two terms separately. To bound $\mathcal{L}_j(\theta_i^*) - \mathcal{L}_j(\theta_j)$, note that $\|\theta_i^* - \theta_j\|^2 = \|\alpha_i \tau_i + \tau_j\|^2 \leq (\alpha_i \|\tau_i\| + \|\tau_j\|)^2 \leq 4C$, due to the local smoothness of \mathcal{L}_j around θ_j and the fact that $\partial \mathcal{L}_j(\theta_j) / \partial \theta = \mathbf{0}$, we have

$$\mathcal{L}_j(\theta_i^*) - \mathcal{L}_j(\theta_j) \leq \frac{L_j}{2} \|\theta_i^* - \theta_j\|^2 = \frac{L_j}{2} \|\alpha_i \tau_i + \tau_j\|^2 \leq \frac{L_j}{2} (\alpha_i^2 C + 2\langle \tau_i, \tau_j \rangle + C) \leq L_j C (1 + \epsilon).$$

Similarly, for the second term, we have

$$|\mathcal{L}_j(\theta_0) - \mathcal{L}_j(\theta_j)| \leq \frac{L_j}{2} \|\theta_0 - \theta_j\|^2 \leq \frac{L_j C}{2}.$$

Combine both above, leading to

$$\mathcal{L}_j(\theta_i^*) - \mathcal{L}_j(\theta_0) \leq L_j C (1 + \epsilon) + \frac{L_j C}{2} = L_j C \left(\frac{3}{2} + \epsilon \right),$$

as desired. □

Theorem 4.8 (Out-of-Distribution Generalization). *There exists a merging scheme $\alpha_i, i \in [T]$ such that for the merged model $\theta^* = \theta_0 + \sum_{i=1}^T \alpha_i \tau_i$, $\mathcal{L}_{\text{tar}}(\theta^*) \leq \mathcal{L}_{\text{tar}}(\theta_{\text{tar}}) + L_{\text{tar}} C (1 - \beta)$.*

Proof. Let $i^* = \arg \max_{i \in [T]} \langle \tau_{\text{tar}}, \tau_i \rangle$ and choose $\alpha_{i^*} = 1, \alpha_j = 0, \forall j \neq i^*$. Clear $\langle \tau_{\text{tar}}, \tau_{i^*} \rangle \geq \beta C$ and $\theta^* = \theta_0 + \tau_{i^*}$. It is easy to check that $\|\theta^* - \theta_{\text{tar}}\| \leq 4C$ so by the local smoothness assumption of \mathcal{L}_{tar} , we have

$$\begin{aligned}
 \mathcal{L}_{\text{tar}}(\theta^*) - \mathcal{L}_{\text{tar}}(\theta_{\text{tar}}) &\leq \frac{L_{\text{tar}}}{2} \|\theta^* - \theta_{\text{tar}}\|^2 \\
 &= \frac{L_{\text{tar}}}{2} \|\tau_{i^*} - \tau_{\text{tar}}\|^2 \\
 &\leq \frac{L_{\text{tar}}}{2} (C - 2\langle \tau_{\text{tar}}, \tau_{i^*} \rangle + C) \\
 &\leq L_{\text{tar}} C (1 - \beta). \quad \square
 \end{aligned}$$

B. Additional Related Work

B.1. Single-task Merging Methods

Prior to Task Arithmetic (Ilharco et al., 2022), researchers discussed how to combine models fine-tuned on the same task, with some minor differences due to hyperparameter changes, as an alternative to ensembles, starting with model soup (Wortsman et al., 2022). Since fine-tuned models capture more domain-specific skills while pretrained models contain more generic knowledge, WiSE-FT (Wortsman et al., 2021) proposed merging the pretrained model and the fine-tuned model via linear interpolation, achieving balanced or even optimal performance on both in-domain and out-of-distribution generalization metrics. Izmailov et al. (2018) introduced stochastic weight averaging, which includes intermediate checkpoints before model convergence for model merging. Several close variants, such as exponentially moving averaging (Szegedy et al., 2016) and LAtest Weight Averaging (Kaddour, 2022; Sanyal et al., 2023), have been explained theoretically under a unified framework (Wang et al., 2024b).

B.2. Multi-task Merging Methods

The major difference from Appendix B.1 is that all methods discussed in this subsection focus on the setting that one pretrained model is fine tuned on many different tasks. Task arithmetic (Ilharco et al., 2022) can be seen as the generalization of the single-task model merging method, model soup (Wortsman et al., 2022), where task vectors are simply averaged. In Ilharco et al. (2022), however, the scaling coefficients α are allowed to be tuned. Since then, several ideas have been proposed to improve task arithmetic. First, since tuning α is time-consuming, popular approaches such as Fisher merging (Matena & Raffel, 2022), RegMean (Jin et al., 2022), AdaMerging (Yang et al., 2023), Evol (Akiba et al., 2024) aim to find better methods to automatically adjust scaling coefficients for improved task arithmetic performance. Second, instead of using standard fine-tuning to obtain τ , alternative fine-tuning methods, such as tangent space fine-tuning (Ortiz-Jimenez et al., 2024) and parameter-efficient fine-tuning methods (Zhang et al., 2023; Tang et al., 2023b; Stoica et al., 2024), are employed in task arithmetic to disentangle task information for better merging. Third, to reduce task vector conflicts, task vectors can be sparsified into different subspaces by localization (He et al., 2024; Yadav et al., 2024; Yu et al., 2024; Davari & Belilovsky, 2025; Tang et al., 2023a; Wang et al., 2024a), i.e., by masking out useless parameters for each task. Note this category of work has the additional benefit on memory efficiency due to the storage of sparse model weights. Finally, inspired by the Mixture-of-Experts (Shazeer et al., 2017) mechanism, task vector merging performance can be enhanced by learned routers that dynamically merge task-specific and task-shared information (Lu et al., 2024; Tang et al., 2024). For more details on the latest task arithmetic methods and their applications, we refer readers to the model merging survey (Yang et al., 2024).

C. Details for Computer Vision Experiments

C.1. Task Vector Norm C

Two openclip checkpoints are details can be found from https://github.com/mlfoundations/open_clip/blob/main/docs/PRETRAINED.md where laion2b_s34b_b79k is reported to be trained with larger batch size and learning rate, while two models share the same training data LAION-2B (Schuhmann et al., 2022). In Table 9, we reported the task vector norm and the ratio of task vector norm over the pretrained model norm, which is very small across datasets and models.

We elaborate on the connection of small task vector norm C requirement with previous literature. Ilharco et al. (2022) in its Figure 7 demonstrates that the performance of merging task vectors derived from intermediate checkpoints, far before model convergence, is close to the performance of merging converged task vectors. These intermediate checkpoints typically have smaller norms due to fewer optimization steps, so a small C appears sufficient for the success of task addition. On the other hand, Figure 6 of Ilharco et al. (2022) also indicated that a smaller learning rate is more important for task addition than for standard single-task fine-tuning, which implies that a smaller C is also necessary.

C.2. Identifying Task Groups with Less Training

When we do not have access to all single-task task vectors at the beginning and the number of tasks T is large, the most time-consuming step in generating the task similarity matrix, as shown in Figure 7, is fine-tuning on each task. In Figure 9, we observe how the task similarity matrix evolves as we increase the number of training steps on an 8-task standard vision

Model	Dataset	Ratio%	Norm Task Vector
laion2b_e16	MNIST	0.46	2.18
	EuroSAT	0.45	2.16
	Cars	0.54	2.52
	DTD	0.39	1.81
	GTSRB	0.49	2.32
	RESISC45	0.54	2.55
	SUN397	0.65	3.03
	SVHN	0.56	2.64
laion2b_s34b_b79k	MNIST	0.42	2.30
	EuroSAT	0.42	2.27
	Cars	0.48	2.59
	DTD	0.33	1.79
	GTSRB	0.45	2.44
	RESISC45	0.48	2.63
	SUN397	0.58	3.18
	SVHN	0.51	2.76

Table 9. Ratio and Norm Task Vector for Different Models and Datasets

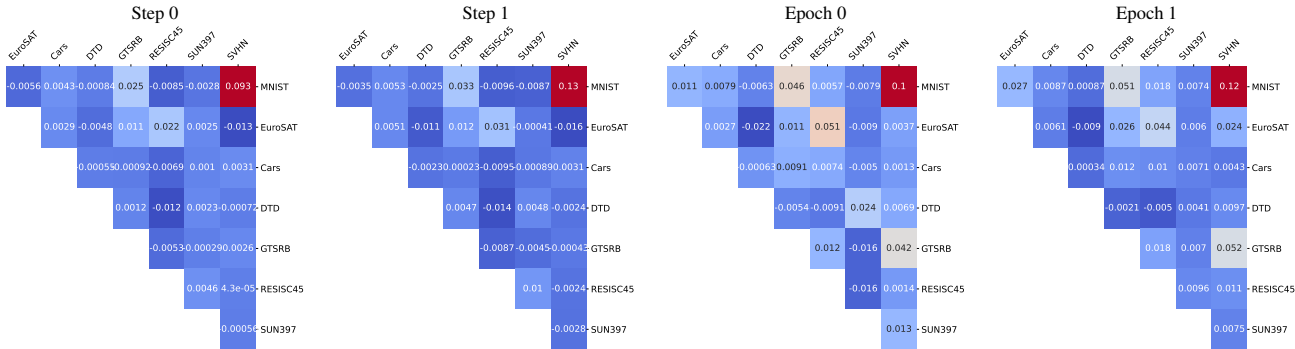


Figure 9. Evolution of the similarity matrix for eight vision tasks during fine-tuning, showing the first two steps of batch updates and two full epochs for each task.

benchmark. If we apply spectral clustering to all four matrices—Step 0, Step 1, and Epoch 0—share the same clustering result: [(MNIST, SVHN), (SUN397, DTD), (EuroSAT, RESISC45), (Cars), (GTSRB)]. Starting from Epoch 1, the clusters converge to the same result: [(MNIST, SVHN, GTSRB), (DTD), (EuroSAT, RESISC45), (SUN397), (Cars)]. All matrices in Figure 9 exhibit similar patterns, especially for the two major task groups: digit classification for MNIST, SVHN, and satellite image classification for EuroSAT and RESISC45. Over time, the model learns new skills, such as how traffic sign recognition in GTSRB involves digit identification, similar to MNIST and SVHN. However, these intermediate checkpoints, even with just one batch or one epoch update, are able to reflect useful information about task vectors for creating task bases, eliminating the need for converged task models in Table 1.

C.3. Bases Addition

We report the full table of Table 4 in Table 10 for all possible partitions of MNIST, SVHN, EuroSAT, and RESISC45. We can draw several conclusions. First, our natural partition is almost always among the best for a 2-2 partition. In the context of multitask learning, the common wisdom is that similar tasks can be trained to leverage mutually shared information for better performance (Caruana, 1993). Additionally, by Theorem 4.5, at the second $\text{merge}_{\text{out}}$ step, it is also beneficial to combine two task vector bases with fewer conflicts or smaller ϵ . These two conditions are automatically satisfied by the clustering process. Second, MS-ER is consistently better than the average of all $k = 2$ and $k \in [1, 4]$ partitions. By grouping, we can achieve better-than-average addition performance while using a small memory budget. Note that there is

no consistent partition that always achieves the best performance for all merge_{in} methods.

In Table 11 and Table 12, we cannot directly use non-dataless merging methods for the outer merging method $\text{merge}_{\text{out}}$ as we pointed out in Section 5.2. For example, after merging MS at step one, it is unnecessary to jointly fine-tune MS from scratch at step two or recompute the same Fisher-based weights again. For the remaining dataless methods, we report the merging performance for different $\text{merge}_{\text{out}}$ methods, while fixing Mean as merge_{in} in Table 11, and fixing both steps of merging methods across different sizes of CLIP architectures in Table 12. We observe some similar patterns as in Table 10 across merging methods and architectures. Note that when the task number is 4, if we use the merging algorithm Mean twice, task vector weight when $k = 1$ will be the same as all other 2-2 partitions. Therefore, we see the same numbers for Mean rows in these situations. Although in both tables, MS-ER is not always the best clustering among all 2-2 partitions, we can still see that the MS-ER natural partition is better than average metrics. Finally, by comparing each row, we can say the absolute task vector bases method performance depends on the effectiveness of chosen merging methods. This is more obvious in Table 10 where joint fine tuning methods including MTL and Tangent surpass other basic methods like Mean and Topk by a large margin.

Table 10. Merging MNIST, SVHN, EuroSAT, RESISC45 fixing Task Arithmetic as outer merging method $\text{merge}_{\text{out}}$ for different inner merging methods merge_{in} . We included all possible partitions in this table, where each dataset is represented by its first letter, and the partition can be reflected by the location of -. For example, cluster algorithms produces the grouping of MS-ER. When $k = 1$, it reduces to one step of merging methods listed at the leftmost column of merge_{in} , and when $k = 4$, it reduces to one step of $\text{merge}_{\text{out}}$ applied to all task vectors. We bold the natural clustering MS-ER if this cell value of Abs. Avg. Acc. is greater than both Avg. $k = 2$ and $k \in [1, 4]$.

merge_{in}	Avg.		$k = 1$				$k = 2$				$k = 3$				$k = 4$		
	$k = 2$	$k \in [1, 4]$	MSER	MS-ER	MR-ES	ME-SR	M-ESR	S-MER	E-MSR	R-MSE	M-S-ER	S-R-EM	M-R-ES	E-S-RM	M-E-RS	E-R-MS	M-S-E-R
MTL	95.45	93.85	98.05	95.52	95.27	94.40	97.26	95.99	96.60	93.12	91.74	90.36	92.25	92.81	93.38	92.42	88.62
TIES	88.68	88.48	90.74	90.43	90.17	90.36	83.69	86.26	89.70	90.17	83.27	88.83	86.32	90.10	88.00	90.58	88.62
Fisher	82.41	83.67	72.88	86.37	81.45	84.21	73.60	83.92	85.72	81.62	82.33	88.36	79.63	90.51	85.78	90.09	88.62
Tangent	88.50	88.75	88.61	90.05	90.05	90.05	85.07	90.36	83.56	90.38	89.39	92.15	88.75	88.57	85.23	89.00	90.01
Topk	82.17	83.05	85.87	85.69	86.16	85.95	75.50	78.55	81.20	82.14	76.43	84.49	79.97	87.83	84.01	83.34	88.62
Mean	85.65	86.44	87.41	88.65	88.65	88.65	79.54	83.13	84.26	86.68	83.14	88.34	85.39	88.75	86.25	89.14	88.62

Table 11. Merging MNIST, SVHN, EuroSAT, RESISC45 fixing model soup as inner merging method merge_{in} for different outer merging methods $\text{merge}_{\text{out}}$.

$\text{merge}_{\text{out}}$	Avg.		$k = 1$				$k = 2$				$k = 3$				$k = 4$		
	$k = 2$	$k \in [1, 4]$	MSER	MS-ER	MR-ES	ME-SR	M-ESR	S-MER	E-MSR	R-MSE	M-S-ER	S-R-EM	M-R-ES	E-S-RM	M-E-RS	E-R-MS	M-S-E-R
Mean	84.74	85.56	87.42	87.42	87.42	87.42	79.50	83.13	84.10	84.22	83.12	86.61	84.22	88.18	85.91	87.25	87.42
TIES	85.57	86.48	83.46	89.60	89.26	89.02	79.86	82.50	84.56	84.18	83.04	87.67	85.61	89.48	87.34	90.90	90.70
Topk	68.24	68.13	68.71	69.01	68.12	67.96	68.71	69.62	67.63	66.65	69.14	67.88	67.60	68.23	67.82	67.09	67.84

Table 12. Merging MNIST, SVHN, EuroSAT, RESISC45 with the same merge_{in} and $\text{merge}_{\text{out}}$ across various CLIP architectures.

ViT/B-16	Avg.		$k = 1$				$k = 2$				$k = 3$				$k = 4$		
	$k = 2$	$k \in [1, 4]$	MSER	MS-ER	MR-ES	ME-SR	M-ESR	S-MER	E-MSR	R-MSE	M-S-ER	S-R-EM	M-R-ES	E-S-RM	M-E-RS	E-R-MS	M-S-E-R
Mean	86.76	87.48	89.23	89.23	89.23	89.23	82.97	85.41	84.25	86.99	85.57	89.25	87.05	89.01	87.10	88.39	89.23
TIES	84.14	86.21	89.23	90.65	90.73	90.83	78.09	75.97	79.88	82.82	81.35	89.28	87.66	88.85	86.55	89.75	91.55
Topk	71.82	71.57	72.98	72.50	72.26	72.14	71.98	71.62	72.03	70.21	71.45	70.47	70.81	71.56	71.86	70.96	70.75
ViT/B-32	$k = 2$	$k \in [1, 4]$	MSER	MS-ER	MR-ES	ME-SR	M-ESR	S-MER	E-MSR	R-MSE	M-S-ER	S-R-EM	M-R-ES	E-S-RM	M-E-RS	E-R-MS	M-S-E-R
Mean	84.74	85.56	87.42	87.42	87.42	87.42	79.50	83.13	84.10	84.22	83.12	86.61	84.22	88.18	85.91	87.25	87.42
TIES	88.24	88.81	85.31	89.28	89.35	90.32	82.90	86.26	91.36	88.19	85.75	89.92	87.64	91.96	90.47	92.78	90.70
Topk	68.86	68.57	70.60	68.56	69.23	69.37	69.62	69.69	68.33	67.21	67.84	67.96	68.04	68.36	68.59	67.04	68.04
ViT/L-14	$k = 2$	$k \in [1, 4]$	MSER	MS-ER	MR-ES	ME-SR	M-ESR	S-MER	E-MSR	R-MSE	M-S-ER	S-R-EM	M-R-ES	E-S-RM	M-E-RS	E-R-MS	M-S-E-R
Mean	91.56	91.92	92.98	92.98	92.98	92.98	88.75	92.40	89.11	91.70	91.57	93.94	91.41	92.84	90.19	92.06	92.98
TIES	90.35	91.63	92.98	94.17	94.15	94.67	86.82	88.61	85.88	88.12	91.55	94.53	91.51	93.26	90.28	92.81	95.18
Topk	79.36	79.33	80.02	79.88	79.40	79.48	78.87	79.21	80.12	78.56	78.97	78.57	78.81	79.45	79.46	80.12	79.05

C.4. Bases OOD Generalization

We report the cosine similarity of the most similar task vector bases among all 15 MSER partitions for each dataset and each merge_{in} method in Figure 10. Following our intuition, for most merging methods, GTSRB has the highest similarity due to the overlap between traffic sign identification and digit classification. In contrast, other datasets such as Cars, DTD, and SUN397 do not have a strong relationship with the stored task vector bases. Based on Table 1, it is more recommended to create new task vector bases for each of these datasets.

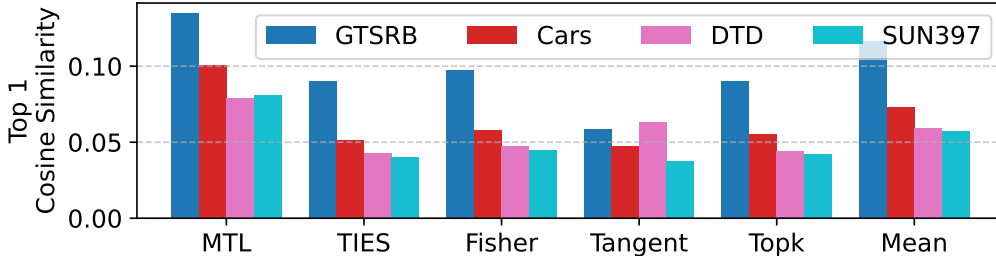


Figure 10. Average cosine similarity of held-out task vectors with the most similar task vector basis for all possible MSER partitions in the setting of Table 4.

We include the expanded version of Table 7 in Table 13 and Table 14. When the target task is GTSRB in Table 13, we can observe several patterns. First, in most cases, GTSRB identifies bases containing at least one of MNIST or SVHN. Second, we observe that applying another merging method $\text{merge}_{\text{out}}$ is necessary. In our case, we use task arithmetic and report the performance with and without tuning α . Without weight tuning, the generalization performance can be worse than the pretrained model performance. Finally, we also added the MSER column, where only 1 final merged checkpoint is stored in memory. Compared to using bases, we can further improve domain generalization performance by using this well-combined basis that contains all old task information. However, due to the significant loss of unlearning capability shown in Table 6, we do not recommend to only save MSER as basis. The equivalent solution for improved OOD generalization performance is to further merge MS and ER only in the OOD generalization step.

In Table 14, however, when we replace the target task with DTD, we do not observe significant improvement using any of the MSER partitions. This is expected because, first, based on the clustering results in Appendix C.2, DTD is not grouped with any of the MSER tasks, and second, in Figure 10, DTD’s cosine similarity score is consistently low.

Table 13. Detailed version of Table 7 when the target task is GTSRB.

merge_{in}	Success Rate of finding M/S	Avg. $\alpha = 1$	Avg. α tuned	MS-ER $\alpha = 1$	MS-ER α tuned	M-S-E-R $\alpha = 1$	M-S-E-R α tuned	MSER $\alpha = 1$	MSER α tuned
MTL	14/15	28.72	43.21	23.68	41.02	22.69	37.91	30.61	44.77
TIES	15/15	33.43	41.16	38.85	43.15	22.69	37.91	42.94	45.59
Fisher	15/15	34.32	40.76	36.08	41.31	22.69	37.91	38.35	41.80
Tangent	14/15	40.35	40.65	38.93	39.21	40.67	41.59	41.77	41.77
Topk	15/15	33.82	40.14	40.37	40.37	22.69	37.91	43.68	43.68
Mean	15/15	38.79	41.85	38.17	41.97	22.69	37.91	44.00	44.13

Table 14. Detailed version of Table 7 when the target task is DTD.

merge_{in}	Avg. $\alpha = 1$	Avg. α tuned	MS-ER $\alpha = 1$	MS-ER α tuned	M-S-E-R $\alpha = 1$	M-S-E-R α tuned	MSER $\alpha = 1$	MSER α tuned
MTL	33.13	54.75	38.61	54.73	46.27	55.00	27.18	54.73
TIES	46.08	54.82	48.35	54.73	46.27	55.00	45.85	54.73
Fisher	46.86	54.84	48.08	54.89	46.27	55.00	42.65	54.73
Tangent	52.94	55.08	51.70	55.10	50.85	55.42	41.77	41.77
Topk	48.72	54.89	54.09	55.00	46.27	55.00	53.61	54.78
Mean	49.09	54.75	48.19	54.73	46.27	55.00	50.53	54.73

C.5. Model Merging Methods Settings

For all model merging methods in Table 4, we follow the exact same hyperparameters as in the corresponding model merging method literature. We add some additional comments below.

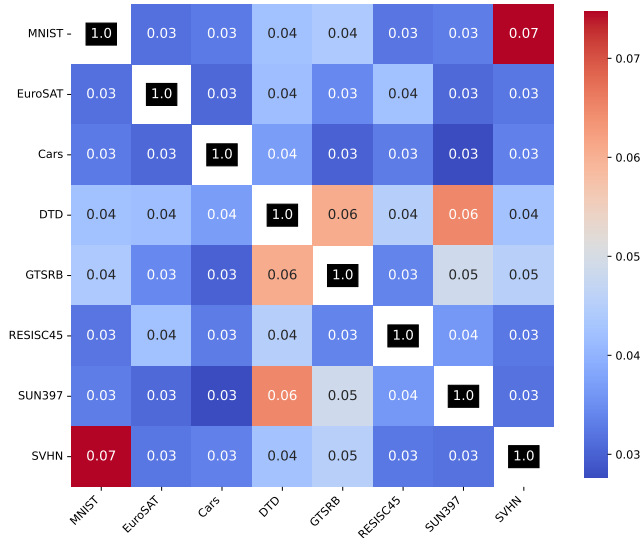


Figure 11. Cosine similarity matrix when we use tangent linearized fine tuning.

Multitask Learning We keep all the fine-tuning hyperparameters the same as in Task Arithmetic (Ilharco et al., 2022), with the only difference being that when we jointly train on more than one dataset, the total number of training epochs is the sum of all epochs used in Ilharco et al. (2022) for training independently on each dataset. Therefore, the total training time spent on all data points in the 8 datasets is the same for both independent and multi-task training.

TIES We uses the dataless version of TIES (Yadav et al., 2024), so α is always set to be 0.4 as recommended.

Tangent For all tangent method rows in our tables, we jointly tune the corresponding datasets in one cluster, similar to MTL, and replace the standard non-linear fine-tuning with the linearized fine-tuning methods in (Ortiz-Jimenez et al., 2024). For fine-tuning-based methods in model merging, we note that they can still be used for clustering. For example, when we use Figure 11 as the affinity matrix input, the clustering result is: [(MNIST, SVHN), (SUN397, DTD, Cars), (EuroSAT), (RESISC45), (GTSRB)], where we can still observe alignment with both intermediate clustering results and the final converged clustering results in Appendix C.2. Additionally, the same similarity metric is used for LoRA modules in other contexts, as seen in Ostapenko et al. (2024).

Topk is inspired from the dataless version of He et al. (2024) by only keeping the top 5% magnitude of the vector entries. To merge the sparse vectors, the update rule of the mask for task i is $\gamma_i \leftarrow \gamma_i/T$.

D. Details for Language Experiments

D.1. Merging Performance on the Medium-Scale Benchmark

We include the full version of Table 8 in Appendix D.1. Since we employ a strong merge algorithm, Localize-and-Stitch (L&S), within our framework, we observe the advantage of the two bases L&S versions over several important baselines, including Task Arithmetic, TIES (Yadav et al., 2024), Fisher merging (Matena & Raffel, 2022), RegMean (Jin et al., 2022), AdaMerging (Yang et al., 2023), and Consensus methods (Wang et al., 2024a). Even though Mask Sharing achieves the lowest performance among all L&S variants due to its focus on memory efficiency, its multitask performance still outperforms all other non-L&S baselines.

D.2. Hyperparameters

We follow the fine-tuning setting of Gao et al. (2020) by reformulating a 64-shot classification problem into a masked language modeling problem with appropriate templates and prompts.

During fine-tuning, we fix the language modeling head and all embedding layers. For other parameters, we use the AdamW (Loshchilov, 2017) optimizer and a linear learning rate scheduler with a learning rate of 2×10^{-5} , training for 10 epochs

Table 15. Model merging generalization comparison full table expanded on Table 8, except for last two shaded rows, all numbers are from He et al. (2024). We only report data-based merging algorithms for the best merging performance.

Task	SST-2	CR	MR	MPQA	TREC	SUBJ	QNLI	SNLI	MNLI	RTE	MRPC [†]	QQP	Avg.
Task Arithmetic	88.5	88.2	80.3	82.9	32.0	61.0	62.0	56.1	49.5	65.6	82.8	62.3	67.5
TIES	88.6	88.0	85.2	83.5	22.6	48.2	54.8	35.9	39.7	59.4	79.4	60.3	62.1
Fisher merging	90.0	89.8	83.7	75.8	26.0	54.6	54.2	72.5	65.2	65.6	83.3	67.7	69.0
RegMean	89.7	89.7	84.7	82.6	73.0	79.1	55.9	68.3	56.8	63.8	79.4	64.2	73.9
AdaMerging	85.0	86.1	77.8	81.5	23.0	59.5	61.2	54.1	40.4	54.7	82.2	58.8	63.7
Consensus TA	89.2	89.4	86.6	88.2	37.6	59.6	71.4	66.5	52.0	63.0	88.1	66.4	71.5
Consensus TIES	89.8	89.3	84.7	86.2	31.4	63.1	68.9	60.4	46.1	63.0	86.2	64.4	69.5
Localize-and-Stitch	89.6	89.6	84.9	82.8	78.2	82.0	73.4	62.1	58.0	63.3	82.0	65.1	75.9
- Mask Sharing	90.4	89.4	84.8	76.4	89.4	90.9	53.0	58.2	51.9	59.2	77.7	67.3	74.1
- Stitch Twice	88.3	88.5	83.5	78.5	78.6	85.1	54.3	74.1	62.8	67.5	81.4	74.2	76.4

with a batch size of 4. For each class label in the dataset, we randomly sample 64 data points from the training set and evaluate the model on the original test set if the label exists. If not, we use the validation set for evaluation. The maximum sequence length is 512 tokens, and unknown text labels are added as new tokens. We run all experiments on NVIDIA RTX A6000 GPUs with 48GB memory.

D.3. Language Tasks in the Large-Scale Benchmark

Now we list all datasets selected after filtering out those with performance lower than the majority baseline.

QNLI (Wang, 2018) is a question-answering inference task. The prompt template is: <S1>? [MASK] , <S2>. The label mapping is: entailment: Yes, not_entailment: No. The Huggingface link is: <https://huggingface.co/datasets/nyu-ml/glu>.

MRPC Microsoft Research Paraphrase Corpus (Dolan & Brockett, 2005) is a task to determine whether the input pair of sentences are semantically equivalent. The prompt template is: <S1> [MASK] , <S2>. The label mapping is: similar: Yes, not_similar: No. The Huggingface link is: <https://huggingface.co/datasets/nyu-ml/glu>.

CoLA The Corpus of Linguistic Acceptability (Warstadt, 2019) is the task to determine whether the input sentence is grammatically correct. The prompt template is: <S1> This is [MASK]. The label mapping is: acceptable: Yes, not_acceptable: No. The Huggingface link is: <https://huggingface.co/datasets/nyu-ml/glu>.

MNLI MultiNLI (Williams et al., 2017) is a natural language inference task. We use the matched subset for evaluation. The prompt template is: <S1>? [MASK] , <S2>. The label mapping is: entailment: Yes, neutral: Maybe, not_entailment: No. The Huggingface link is: <https://huggingface.co/datasets/nyu-ml/glu>.

RTE The Recognizing Textual Entailment (Wang, 2018) dataset is a natural language inference task. The prompt template is: <S1>? [MASK] , <S2>. The label mapping is: entailment: Yes, not_entailment: No. The Huggingface link is: <https://huggingface.co/datasets/nyu-ml/glu>.

SST2 Stanford Sentiment Treebank-2 (Socher et al., 2013) is a sentiment analysis task with binary labels. The prompt template is: <S1> It was [MASK]. The label mapping is: positive: great, negative: terrible. The Huggingface link is: <https://huggingface.co/datasets/nyu-ml/glu>.

SST5 is the 5-label version of Stanford Sentiment Treebank (Socher et al., 2013) sentiment analysis dataset. The prompt template is: <S1> It was [MASK]. The label mapping is: positive: great, somewhat_positive: good, neutral: okay, somewhat_negative: bad, negative: terrible. The Huggingface link is: <https://huggingface.co/datasets/SetFit/sst5>.

SNLI Stanford Natural Language Inference (Bowman et al., 2015) is a natural language inference task. The prompt template is: <S1>? [MASK] , <S2>. The label mapping is: entailment: Yes, neutral: Maybe, not_entailment: No. The Huggingface link is: <https://huggingface.co/datasets/stanfordnlp/snli>.

TREC Text REtrieval Conference (Li & Roth, 2002) is a text classification task that classifies question into 6 categories. The prompt template is: [MASK]: <S1>. The label mapping is: ABBR: Expression, ENTY: Entity, DESC: Description,

HUM: Human, **LOC**: Location, **NUM**: number. The Huggingface link is: <https://huggingface.co/datasets/CogComp/trec>.

SUBJ Subjectivity (Pang & Lee, 2004) dataset is a task to determine whether given text is subjective. The prompt template is: <S1> This is [MASK]. The label mapping is: subjective: subjective, objective: objective. The dataset link is: http://www.cs.cornell.edu/people/pabo/movie-review-data/rotten_imdb.tar.gz.

CR Customer Review (Hu & Liu, 2004) is a binary sentiment analysis task. The prompt template is: <S1> It was [MASK]. The label mapping is: positive: great, negative: terrible. The dataset link is <https://nlp.cs.princeton.edu/projects/lm-bff/datasets.tar>.

MPQA Multi-Perspective Question Answering (Wiebe et al., 2005) is a binary sentiment analysis task. The prompt template is: <S1> It was [MASK]. The label mapping is: positive: great, negative: terrible. The dataset link is <https://nlp.cs.princeton.edu/projects/lm-bff/datasets.tar>.

MR Movie Reviews (Pang & Lee, 2004) is a binary sentiment analysis task. The prompt template is: <S1> It was [MASK]. The label mapping is: positive: great, negative: terrible. The dataset link is <https://nlp.cs.princeton.edu/projects/lm-bff/datasets.tar>.

AG News (Zhang et al., 2015) is a topic classification task that classifies news article into 4 categories. The prompt template is: <S1> This is about [MASK] news. The label mapping is: World: international, Sports: sports, Business: business, Sci/Tech: science. The Huggingface link is: https://huggingface.co/datasets/fancyzhx/ag_news.

Yelp (Zhang et al., 2015) contains yelp reviews and is a sentiment analysis task. The prompt template is: <S1> This place is [MASK]. The label mapping is: 1-star: poor, 2-star: fair, 3-star: good, 4-star: great, 5-star: excellent. The Huggingface link is: https://huggingface.co/datasets/Yelp/yelp_review_full.

IMDb (Maas et al., 2011) is a movie review binary sentiment analysis dataset. The prompt template is: <S1> This movie is [MASK]. The label mapping is: positive: great, negative: terrible. The Huggingface link is <https://huggingface.co/datasets/stanfordnlp/imdb>.

Yahoo! Answers (Zhang et al., 2015) is a question-answer topic classification dataset. The prompt template is: <S1> This is related to [MASK]. The question title, question content, and the best answer are concatenated to be S1. The label mapping is: Society_&_Culture : society, Science_&_Mathematics: science, Health: health, Education_&_Reference: education, Computers_&_Internet: computer, Sports: sports, Business_&_Finance: finance, Entertainment_&_Music: entertainment, Family_&_Relationships: relationship, Politics_&_Government: government. The Huggingface link is https://huggingface.co/datasets/community-datasets/yahoo_answers_topics.

ANLI (Nie et al., 2019) are three natural language inference tasks collected iteratively and adversarially. The prompt template is: <S1>? [MASK] , <S2>. The label mapping is: entailment: Yes, neutral: Maybe, not_entailment: No. The Huggingface link is: <https://huggingface.co/datasets/facebook/anli>.

CB CommitmentBank (De Marneffe et al., 2019) is a natural language inference task. The prompt template is: <S1>? [MASK] , <S2>. The label mapping is: entailment: Yes, neutral: Maybe, not_entailment: No. The Huggingface link is: https://huggingface.co/datasets/aps/super_glue.

WiC Word-in-Context (Pilehvar & Camacho-Collados, 2018) is a binary classification task to answer whether the same word is used in the same way in two sentences. The prompt template is: <S1> <S2> Does <WORD> have the same meaning in both sentences? [MASK]. The label mapping is: Yes: Yes, No: No. The Huggingface link is: https://huggingface.co/datasets/aps/super_glue.

ETHICS Commonsense is the commonsense subset of the ETHICS (Hendrycks et al., 2020) dataset, which is a binary classification task to determine whether the behavior of the text matches commonsense moral. The prompt template is: <S1> It was [MASK]. The label mapping is: 0: acceptable, 1: unacceptable. The Huggingface link is: <https://huggingface.co/datasets/hendrycks/ethics>.

ETHICS Deontology is the deontology subset of the ETHICS (Hendrycks et al., 2020) dataset, which is a binary classification task to determine whether the excuse is reasonable given the scenario. The prompt template is: <S1> <S2> This is a [MASK] excuse. The label mapping is: 0: great, 1: terrible. The Huggingface link is: <https://huggingface.co/datasets/hendrycks/ethics>.

ETHICS Justice is the justice subset of the ETHICS (Hendrycks et al., 2020) dataset, which is a binary classification task to determine whether the text follows the principle of justice. The prompt template is: <S1> It was [MASK]. The label mapping is: 0: unfair, 1: fair. The Huggingface link is: <https://huggingface.co/datasets/hendrycks/ethics>.

Logiqa2.0 NLI (Liu et al., 2023) is a set of natural language inference tasks specifically designed for evaluating logical reasoning. The prompt template is: <S1>? [MASK], <S2>. S1 is the concatenation of major and minor premise. The label mapping is: entailment: Yes, not_entailment: No. The Huggingface link is: <https://huggingface.co/datasets/baber/logiqa2>.

Amazon Reviews is a collection of Amazon reviews with rating labels. The prompt template is: <S1> This product is [MASK]. The label mapping is: 1-star: poor, 2-star: fair, 3-star: good, 4-star: great, 5-star: excellent. The Huggingface link is: https://huggingface.co/datasets/SetFit/amazon_reviews_multi_en.

TweetEval Emotion (Mohammad et al., 2018) is a subset of TweetEval (Barbieri et al., 2020) dataset, which is a 4-label emotion classification task for a collection of tweets. The prompt template is: <S1> This person feels [MASK]. The label mapping is: anger: angry, joy: happy, optimism: optimistic, sadness: sad. The Huggingface link is: https://huggingface.co/datasets/cardiffnlp/tweet_eval.

TweetEval Hate (Basile et al., 2019) is a subset of TweetEval (Barbieri et al., 2020) dataset, which is a binary hate speech detection task for a collection of tweets. The prompt template is: <S1> The sentence is [MASK]. The label mapping is: non-hate: neutral, hate: aggressive. The Huggingface link is: https://huggingface.co/datasets/cardiffnlp/tweet_eval.

TweetEval Offensive (Zampieri et al., 2019) is a subset of TweetEval (Barbieri et al., 2020) dataset, which is a binary offensive text detection task for a collection of tweets. The prompt template is: <S1> It is [MASK]. The label mapping is: non-offensive: polite, offensive: offensive. The Huggingface link is: https://huggingface.co/datasets/cardiffnlp/tweet_eval.

TweetEval Sentiment (Rosenthal et al., 2017) is a subset of TweetEval (Barbieri et al., 2020) dataset, which is a sentiment analysis task for a collection of tweets. The prompt template is: <S1> This is [MASK]. The label mapping is: negative: terrible, neutral: okay, positive: great. The Huggingface link is: https://huggingface.co/datasets/cardiffnlp/tweet_eval.

TweetEval Irony (Van Hee et al., 2018) is a subset of TweetEval (Barbieri et al., 2020) dataset, which is a binary ironic text detection task for a collection of tweets. The prompt template is: <S1> The sentence is [MASK]. The label mapping is: non-irony: genuine, irony: sarcastic. The Huggingface link is: https://huggingface.co/datasets/cardiffnlp/tweet_eval.

Rotten Tomatoes (Pang & Lee, 2005) is a movie review dataset that contains the binary sentiment label of rotten tomatoes movie reviews. The prompt template is: <S1> This is [MASK]. The label mapping is: negative: terrible, positive: great. The Huggingface link is: https://huggingface.co/datasets/cornell-movie-review-data/rotten_tomatoes.

DBpedia14 (Zhang et al., 2015) is a topic classification dataset that contains 14 labels. The prompt template is: <S1> This is about [MASK]. The label mapping is: Company: company, EducationalInstitution: school, Artist: artist, Athlete: sports, OfficeHolder: politics, MeanOfTransportation: transportation, Building: building, NaturalPlace: nature, Village: town, Animal: animal, Plant: plant, Album: music, Film: movie, WrittenWork: book. The Huggingface link is: https://huggingface.co/datasets/fancyzhx/dbpedia_14.

Emotion (Saravia et al., 2018) is a sentiment analysis dataset with 6 types of emotions of tweets. The prompt template is: <S1> This person feels [MASK]. The label mapping is: joy: happy, sadness: sad, anger: anger, fear: scared, love: love, suprised: shock. The Huggingface link is: <https://huggingface.co/datasets/dair-ai/emotion>.

20Newsgroups (Lang, 1995) is a topic classification dataset that contains 20 labels for news type. The prompt template is: <S1> This is about [MASK] news. The label mapping is: alt.atheism: atheism, comp.graphics: graphics, comp.os.ms-windows.misc: windows, comp.sys.ibm.pc.hardware: ibm, comp.sys.mac.hardware: mac, comp.windows.x: windowsX, rec.autos: car, rec.motorcycles: motorcycle, rec.sport.baseball: baseball, rec.sport.hockey: hockey, sci.crypt: cryptography, sci.electronics: electronics, sci.med: health, sci.space: space, misc.forsale: purchase, talk.politics.misc: politics, talk.politics.guns: gun, talk.politics.mideast: mideast, talk.religion.misc: religion, soc.religion.christian: christian. The

Huggingface link is: https://huggingface.co/datasets/SetFit/20_newsgroups.

Folio (Han et al., 2022) is a logic reasoning benchmark with first order logic annotations, and can be reformulated into the 2-sentence natural language inference format. The prompt template is: <S1> [MASK], <S2>. The label mapping is: False: No, Uncertain: Maybe, True: Yes. The Huggingface link is: <https://huggingface.co/datasets/tasksource/folio>.

Doc NLI (Yin et al., 2021) is a document level natural language inference task. The prompt template is: <S1> [MASK], <S2>. The label mapping is: not_entailment: No, entailment: Yes. The Huggingface link is: <https://huggingface.co/datasets/tasksource/doc-nli>.

WANLI Worker-AI Collaboration for NLI (Liu et al., 2022) is a natural language inference task. The prompt template is: <S1> [MASK], <S2>. The label mapping is: not_entailment: No, neutral: Maybe, entailment: Yes. The Huggingface link is: <https://huggingface.co/datasets/alisawuffles/WANLI>.

VitaminC (Schuster et al., 2021) is a task to determine if given evidence supports claims. The prompt template is: <S1> [MASK], <S2>. The label mapping is: REFUTES: No, NOT_ENOUGH_INFO: Maybe, SUPPORTS: Yes. The Huggingface link is: <https://huggingface.co/datasets/tals/vitamins>.

bAbI (Weston et al., 2015) is a set of 20 NLP toy tasks that can be reformulated into natural language inference format. The prompt template is: <S1> [MASK], <S2>. The label mapping is: not_entailment: No, entailment: Yes. The Huggingface link is: https://huggingface.co/datasets/tasksource/babi_nli.

Fake News is a fake news detection dataset that contains binary labels. The prompt template is <S1> It was [MASK] news. The label mapping is: 0: fake, 1: real. The Huggingface link is: https://huggingface.co/datasets/GonzaloA/fake_news.

Human-vs-Machine (Nicolai Thorer Sivesind, 2023) is a classification problem to differentiate human and machine generated text. The prompt template is <S1> It was written by [MASK]. The label mapping is: human-produced: human, machine-generated: machine. The Huggingface link is: <https://huggingface.co/datasets/NicolaiSivesind/human-vs-machine>.

AI-Human-Text is a classification problem to differentiate human and machine generated text. The prompt template is <S1> It was written by [MASK]. The label mapping is: human-produced: human, machine-generated: machine. The Huggingface link is: <https://huggingface.co/datasets/andythetechnerd03/AI-human-text>.

WoS Web of Science (Kowsari et al., 2017) is a topic classification problem that contains 7 labels for paper abstract. The prompt template is: <S1> This is about [MASK]. The label mapping is: Computer Science: CS, Electrical_Engineering: ECE, Psychology: Psychology, Mechanical_Engineering: MechE, Civil_Engineering: CivilE, Material_Engineering: MaterialE. The Huggingface link is: <https://huggingface.co/datasets/river-martin/web-of-science-with-label-texts>.

PiC Phrase Similarity (Pham et al., 2022) is the binary classification task to determine whether two phrases are semantically equivalent given the context. The prompt template is: <S1> <S2> Does <PHRASE1> and <PHRASE2> have the same meaning? [MASK]. The label mapping is: negative: No, positive: Yes. The Huggingface link is: https://huggingface.co/datasets/PiC/phrase_similarity.

ART (Bhagavatula et al., 2020) is the multiple choice task of given observations, determine the most plausible hypothesis from the two. The prompt template is: <S1> A: <Choice1> B: <Choice2> Question: which hypothesis is correct? Answer: [MASK]. The label mapping is: 1: A, 2: B. <S1> is the concatenation of two observations, and choices are two hypotheses. The Huggingface link is: <https://huggingface.co/datasets/allenai/art>.

ARC (Clark et al., 2018) is the multiple choice question designed for advanced artificial intelligence reasoning, with Easy and Challenge splits. The prompt template is: <Question> A: <Choice1> B: <Choice2> C: <Choice3> D: <Choice4> E: <Choice5> Answer: [MASK]. The label mapping is: 0: A, 1: B, 2: C, 3: D, 4: E. The Huggingface link is: https://huggingface.co/datasets/allenai/ai2_arc.

HellaSwag (Zellers et al., 2019) is a multiple choice question task to determine which is the best ending of the sentence. The prompt template is: <S1> A: <Choice1> B: <Choice2> C: <Choice3> D: <Choice4> Answer: [MASK]. The label mapping is: 0: A, 1: B, 2: C, 3: D. The Huggingface link is: <https://huggingface.co/datasets/Rowan/>

hellaswag.

PiQA Physical Interaction: Question Answering (Bisk et al., 2020) is a multiple choice question task that evaluates physical commonsense knowledge. The prompt template is: <S1> A: <Choice1> B: <Choice2> Answer: [MASK]. The label mapping is: 0: A, 1: B. The Huggingface link is: <https://huggingface.co/datasets/ybisk/piqa>.

SWAG Situations With Adversarial Generations (Zellers et al., 2018) is a multiple choice question task that evaluates both skill of natural language inference and physical knowledge reasoning. The prompt template is: <S1> A: <Choice1> B: <Choice2> C: <Choice3> D: <Choice4> Answer: [MASK]. The label mapping is: 0: A, 1: B, 2: C, 3: D. The Huggingface link is: <https://huggingface.co/datasets/allenai/swag>.

SiQA Social Interaction QA (Sap et al., 2019) is a multiple choice question task that evaluates social common sense knowledge. The prompt template is: <Context> Question: <Question> A: <Choice1> B: <Choice2> C: <Choice3> D: <Choice4> Answer: [MASK]. The label mapping is: 0: A, 1: B, 2: C, 3: D. The Huggingface link is: https://huggingface.co/datasets/allenai/social_i_qa.

D.4. Robustness of Clustering to Prompt Choice

Task Pair	Similarity
(MNLI, SST2Adv)	0.0075
(MNLI, CR)	0.0080
(CR, SST2Adv)	0.0627

Table 16. Task vector similarity between SST2 trained with an adversarial 2-sentence prompt (SST2Adv), MNLI, and CR.

Due to the observation in Figure 7, one may ask if the clustering result is simply the result of prompt choice. We show that the answer is no by conducting an adversarial experiment in which we fine-tune SST-2 (Socher et al., 2013), a single-sentence binary sentiment analysis dataset, using a two-sentence task prompt template: [S_1] It was {terrible/great}. [S_1].

We present task vector similarity results in Table 16. MNLI (Williams et al., 2017) is a two-sentence natural language inference task, and CR (Hu & Liu, 2004) is a one-sentence customer review sentiment analysis task. MNLI and CR are trained with standard one- or two-sentence prompts as listed in Appendix D.3. We observe that even though SST-2 is trained with a two-sentence prompt, it remains much more similar to CR (another one-sentence sentiment task) than to MNLI.

This similarity pattern suggests that clustering is driven by task properties, rather than prompt structure alone. Therefore, we do not expect the number of clusters to be significantly affected by the choice of prompts.