

# Chip-to-chip photonic connectivity in multi-accelerator servers for ML

Abhishek Vijaya Kumar<sup>1,\*</sup>, Arjun Devraj<sup>1</sup>, Darius Bunandar<sup>2</sup>, and Rachee Singh<sup>1</sup>

<sup>1</sup> Cornell University, <sup>2</sup> Lightmatter

\*abhishek@cs.cornell.edu

**Abstract:** We present a rack-scale compute architecture for ML using multi-accelerator servers connected via chip-to-chip silicon photonic components. Our architecture achieves (1) multi-tenanted resource slicing without fragmentation, (2) 74% faster rack-scale collective communication, and (3) 1.7X speedup in end-to-end ML training throughput.

## 1. Introduction

As the demand for computational power for machine learning (ML) rapidly grows, interconnecting accelerators without starving them for data is crucial. Traditional electrical interconnects are insufficient due to their large size and high power consumption. Photonic interconnects, leveraging wavelength division multiplexing (WDM), offer a promising solution to meet these density requirements of inter-accelerator communication within multi-accelerator servers. While most research efforts focus on improving transceiver bandwidth, we address the challenge from an interconnect architecture perspective. Specifically, we propose a novel algorithm that integrates optical transceivers and circuit switching to accelerate ML training.

Collective communication primitives, such as ALLREDUCE, are on the critical path of ML training and inference. Recent work has developed optically reconfigurable datacenter fabrics [1, 4] that can allocate direct-connect topologies *i.e.*, topologies with point-to-point optical connections between accelerators to achieve contention-free collective communication. However, such fabrics can be susceptible to *compute fragmentation*: a phenomenon where an existing allocation of compute resources to tenants makes it impossible to allocate direct-connect topologies of remaining resources to new tenants. Simply reconfiguring the network fabric (*e.g.*, optical switches, transceivers) may not address the resource fragmentation problem.

**LUMORPH: an optically reconfigurable rack.** We address resource fragmentation in multi-tenant ML clusters by developing a new architecture of an optically reconfigurable datacenter rack, called LUMORPH. Our design connects GPUs within multi-GPU servers with an optically-switched chip-to-chip photonic fabric, LIGHTPATH. LIGHTPATH-enabled multi-GPU servers connect to each other via direct attached fibers. LUMORPH brings optical switching capability close to individual GPUs in servers, enabling any size accelerator allocation connected via direct-connect topologies. The system is a promising solution for AI compute and we demonstrate it using experiments on a lab prototype of LIGHTPATH. We adapt the recursive doubling/halving algorithm for optimal ALLREDUCE performance on LUMORPH and show resulting ML throughput gains.

## 2. Proposed circuit-switched rack architecture

LIGHTPATH is a switchable server-scale photonic fabric in a hybrid Complementary Metal Oxide Semiconductor (CMOS) photonics process. A LIGHTPATH wafer has 32 or fewer *tiles*. These tiles are placeholders to 3D stack compute chips (*e.g.*, GPUs, CPUs) on the interconnect. A LIGHTPATH tile has multiple Transmitter and Receiver (TRX) banks. The transmitter uses micro-ring resonators (MRRs) to modulate light. The receiver demultiplexes wavelengths of light, converts modulated wavelengths back to electronic data using photodetectors and sends them to the Serializer/Deserializer (SerDes) module. A LIGHTPATH tile has up to 16 wavelength-multiplexed lasers. Waveguides transport wavelengths across tiles.

Each LIGHTPATH tile has MZI-based optical switches of 1X3 degree. The hardware enables programming the switching behavior of MZIs to implement circuits between accelerators on the server. Figure 1(a) shows one such configuration of the circuit-switched MZI network on LIGHTPATH that achieves all to all connectivity between four accelerators, each on its own tile.

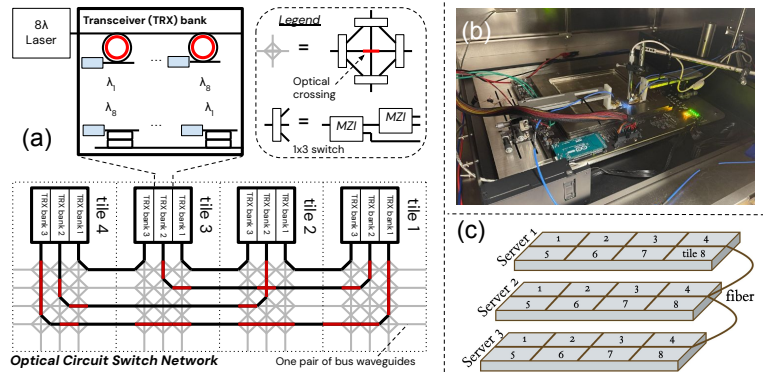


Fig. 1: Server-scale photonic fabric.

We fabricated a testbed that demonstrates the performance of optical devices on LIGHTPATH in GlobalFoundries. Figure 1(b) shows the LIGHTPATH prototype. Fibers can be attached to each tile to connect waveguides to fibers. Using the attached fibers, LUMORPH will cascade LIGHTPATH-networked multi-GPU servers into a rack-scale deployment (Figure 1(c)). We can use area coupling techniques to further extend the topology.

We performed a transmission loopback experiment where a transmitter in LIGHTPATH is driven by a Xilinx VCU128 FPGA Evaluation board (with Multilane ML4041-K QSFP28 SMA adapter board) and the received data is sent back to the same FPGA for bit error rate (BER) check. PRBS-7 signals are sent from the FPGA’s 28Gbps SerDes to the optical modulator using a radio-frequency probe. The light signals traverse over four LIGHTPATH tiles with four separate circuit switched networks, and are detected by a Germanium photodetector, whose signals are looped back to the FPGA Evaluation board. At data rates of 10 Gbps, 15 Gbps, and 20 Gbps, we observed very low bit error rates (after open eyes were confirmed) at  $6.96 \times 10^{-13}$ ,  $6.62 \times 10^{-13}$ , and  $5.60 \times 10^{-14}$ , respectively.

In this testbed, reconfiguring the MZI-based optical switches on LIGHTPATH takes 3.7 microseconds. We configure MZIs such that a pair of bus waveguides make a direct connection from a transceiver of tile A to a transceiver of tile B. Low-loss optical crossings further enable routing along the tiles. The fast reconfiguration of optical switches allows us to establish on-demand optical circuits between a pair of chips stacked on to LIGHTPATH.

### 3. Limiting compute fragmentation with LUMORPH

LUMORPH uses fast reconfiguration of MZIs on LIGHTPATH and fibers between servers to prevent the fragmentation of compute in multi-tenanted racks. Due to their small pitch, it is feasible to etch thousands of waveguides between tiles on LIGHTPATH. Using waveguides and MZI configuration, LUMORPH achieves congestion-free access between any pair of chips in the server. To reach free chips on other servers in the same rack, the circuit can further traverse available fibers. Unlike existing circuit-switched architectures that can only offer compute slice allocations to tenants in fixed and limited sizes (e.g., 3D Torus-based TPU [1], BCube-based SiPAC [4]), LUMORPH can efficiently use datacenter racks for multiple tenants without sacrificing on optimal communication for each tenant. Figure 2a shows how allocating the request of four chips for User 4 is feasible with LUMORPH; in existing architectures, this free compute could not be utilized. LUMORPH can provide arbitrary sized circuit-switched allocations to tenants given enough fibers between servers. LUMORPH can still use the optimal Flex-SiPCO ALLREDUCE algorithm [4], as tenant topologies can be configured to match the SiPAC topology for any  $r$  and  $l$  (Figure 3).

Not only does LUMORPH enable efficient use of rack infrastructure, but it also provides every tenant with the flexibility to configure a topology for optimal ALLREDUCE. Previous work has used *recursive halving* to perform REDUCE SCATTER, followed by *recursive doubling* to perform ALLGATHER for optimal ALLREDUCE on a single dimension. While recursive doubling/halving is the optimal ALLREDUCE algorithm when the number of chips is a power of 2, the popular Ring algorithm achieves bandwidth-optimal ALLREDUCE for other allocation sizes. Figure 2b shows how User 1 can use Ring ALLREDUCE for their six-chip allocation, while other users can use recursive doubling/halving for their allocations that are a power of 2. This leverages the reconfigurability of LIGHTPATH switches both *within the collective* to use recursive doubling/halving ALLREDUCE without wasting NICs and *at the beginning of the job* to configure the optimal ALLREDUCE topology for the specified allocation that uses the ring algorithm.

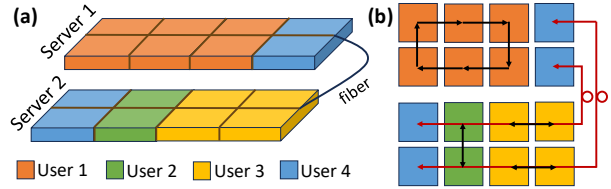


Fig. 2: (a) Example allocations in a multi-tenanted environment with fragmented compute. (b) Snapshot of circuits set up for ALLREDUCE in each tenant’s allocation.

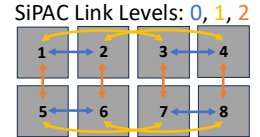


Fig. 3: Example configuration with 8 GPUs using LUMORPH that is equivalent to SiPAC(2,3) [4].

### 4. Optimal collective communication on LUMORPH

The  $\alpha$ - $\beta$  cost model captures the time taken by collective communication [2].  $\alpha$  represents the fixed cost of sending one data chunk.  $\beta$  cost represents the data transmission delay. We formalized a general optimization problem to compute the schedule of data transfers that minimize the  $\alpha$ - $\beta$  cost of collective communication on LUMORPH, incorporating the cost of MZI reconfiguration. However, it is challenging to find the global minimum of  $\alpha - \beta$  cost because it is a non-convex function of the number of links of a GPU. Thus, instead of deriving custom circuit-switching schedules for LUMORPH, which is computationally intractable, we adapt established algorithms that are known to achieve lower bounds on  $\alpha - \beta$  costs, such as recursive doubling/halving. We adapt these algorithms for LUMORPH, where, instead of always using pre-existing links, LIGHTPATH establishes on-

demand circuits to transfer data. Since establishing circuits incurs a reconfiguration delay, the  $\alpha$  cost while using this algorithm on LIGHTPATH includes the MZI reconfiguration delay.

Photonic connectivity with LIGHTPATH allows a GPU to communicate with multiple GPUs in a single round of communication, unlike traditional collective algorithms for fixed network fabrics. LUMORPH utilizes this to generalize recursive doubling/halving into quadrupling/quartering by splitting a GPU's total egress bandwidth across multiple wavelength-switched circuits. We explore an important tradeoff: splitting a GPU's bandwidth across multiple connections lowers the latency cost ( $\alpha$ ) but raises the bandwidth cost ( $\beta$ ). We explore this tradeoff by evaluating LUMORPH's doubling/halving (called LUMORPH-2) and quadrupling/quartering algorithms (LUMORPH-4).

We evaluate the performance of LUMORPH with the adapted ALLREDUCE algorithm (LUMORPH-2 and LUMORPH-4) in simulation. We compare LUMORPH with the hardest baseline — an electrical interconnect that has an ideal switch with no queuing delays. We note that scaling an electrical packet switched interconnect to 256 GPUs in a rack with no queuing delays is impractical [2]. In addition, we use state-of-the-art Ring and Tree algorithms for ALLREDUCE on the ideal switch-based interconnect implemented by NCCL. D&C is a greedy solution of the intractable custom collective optimization using a divide and conquer approach. Figure 4(b) shows the run time of collective communication schedules in microseconds as a function of the size of GPU buffers for 64, 128 and 256 GPU interconnects. The two best performing collective algorithms are LUMORPH-2 and LUMORPH-4. LUMORPH's collectives complete in nearly 80% less time compared to both Ring and Tree algorithms with an ideal switch, despite incurring the MZI reconfiguration delay of LIGHTPATH.

We evaluate the end-to-end benefit of training ML models across hundreds of GPUs connected in the LUMORPH architecture. We use the FlexFlow simulator to generate an optimal compute graph for a language model, BERT. We compare the training throughput of models trained on LUMORPH with the popular Ring algorithm over GPUs connected via an ideal switch. By comparing with ring on an ideal interconnect, we are comparing with the best possible performance [3] can get. We use the state of the art 300 GB/s NVLink bandwidth per direction in our evaluation. We use the  $\alpha$  value of  $0.7 \mu\text{s}$ , derived by recent work for NVLinks [2]. For LUMORPH the  $\alpha$  value is  $0.7 + 3.7 \mu\text{s}$  to account for the reconfiguration delay. Figure 4(a) shows that LUMORPH performs up to  $1.7X$  better than the Ring algorithm.

BERT shows a high throughput improvement because the parallelization strategy has many ALLREDUCE calls of small buffer sizes. Figure 4(b) shows that small buffer ALLREDUCE runtime is dominated by  $\alpha$  cost especially at high bandwidths (300 GB/s), so LUMORPH algorithms perform better than the Ring algorithm which is only optimal in  $\beta$  and linear in  $\alpha$ . LUMORPH's performance improves with the number of GPUs. LUMORPH is always better when the communication cost is dominated by  $\alpha$  cost.

## 5. Conclusion

In conclusion, our results show significant advantages in ML training by integrating chip-to-chip photonic connectivity for multi-accelerator servers. Photonic connectivity with LUMORPH allows a GPU to communicate more effectively with multiple GPUs, unlike traditional collective algorithms for fixed network fabrics. Our results highlight the benefits of upgrading AI communications to use photonic interconnect solutions beyond the energy efficiency or the bandwidth alone.

## References

1. Yazhou Zu et al. Resiliency at scale: Managing Google's TPUv4 machine learning supercomputer. In *NSDI*, 2024.
2. Aashaka Shah, Vijay Chidambaram, Meghan Cowan, Saeed Maleki, Madan Musuvathi, Todd Mytkowicz, Jacob Nelson, Olli Saarikivi, and Rachee Singh. TACCL: Guiding collective algorithm synthesis using communication sketches. In *20th USENIX Symposium on Networked Systems Design and Implementation (NSDI 23)*, pages 593–612, Boston, MA, April 2023. USENIX Association.
3. Weiyang Wang, Moein Khazraee, Zhizhen Zhong, Manya Ghobadi, Zhihao Jia, Dheevatsa Mudigere, Ying Zhang, and Anthony Kewitsch. Topoopt: Co-optimizing network topology and parallelization strategy for distributed training jobs. In *NSDI'23*, 2023.
4. Zhenguo Wu, Liang Yuan Dai, Yuyang Wang, Songli Wang, and Keren Bergman. Flexible silicon photonic architecture for accelerating distributed deep learning. *Journal of Optical Communications and Networking*, 2024.

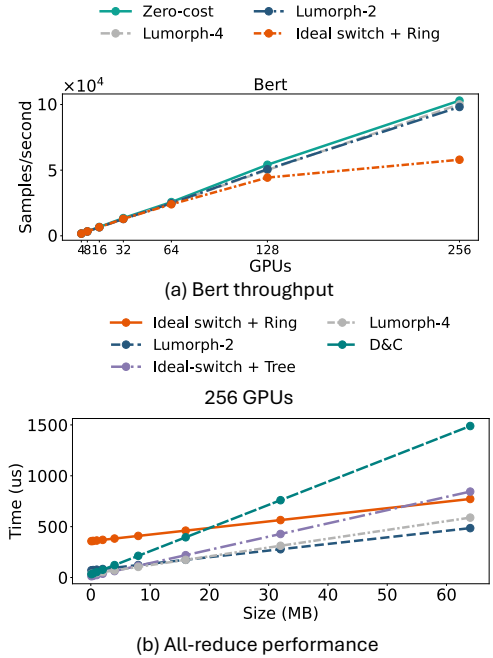


Fig. 4: Performance of LUMORPH.