

# Tensor Completion for Surrogate Modeling of Material Property Prediction

Shaan Pakala, Dawon Ahn, Evangelos Papalexakis

UC Riverside  
spaka002@ucr.edu, dahn017@ucr.edu, epapalex@cs.ucr.edu

## Abstract

When designing materials to optimize certain properties, there are often many possible configurations of designs that need to be explored. For example, the materials' composition of elements will affect properties such as strength or conductivity, which are necessary to know when developing new materials. Exploring all combinations of elements to find optimal materials becomes very time consuming, especially when there are more design variables. For this reason, there is growing interest in using machine learning (ML) to predict a material's properties. In this work, we model the optimization of certain material properties as a tensor completion problem, to leverage the structure of our datasets and navigate the vast number of combinations of material configurations. Across a variety of material property prediction tasks, our experiments show tensor completion methods achieving decreased error in 2 of our 4 material property prediction tasks, compared with baseline ML models such as GradientBoosting and Multilayer Perceptron (MLP), maintaining similar training speed.

## 1 Introduction

Material property prediction is a crucial aspect of designing new materials, in order to design a material with optimal properties. This includes designing strong materials (Gongora et al. 2024), magnetic materials (Wang et al. 2020), and semiconductor materials (Haghshenas et al. 2024). Machine learning (ML) is becoming a very prominent technique for this problem, and we see both composition-based (using the chemical formula) and structure-based (using the structure) material property prediction (Gongora et al. 2024; Hu et al. 2024; Li et al. 2024).

Among the material properties being predicted, there is a lot of attention around predicting band gap, which directly affects the conductivity of materials (Alsalman, Alqahtani, and Alharbi 2023; Hu et al. 2024). This is very useful in fields such as semiconductor development, where knowing the conductivity is crucial. There is also work on predicting the formation energy (Jha et al. 2019; Xie and Grossman 2018; Jha et al. 2022). We also see prediction of magnetism, which is important for designing materials with ideal magnetic properties (Li, Shan, and Shek 2022).

Unfortunately, issues tend to arise with a lack of training data (Xin et al. 2021), as is typical in any ML problem, especially when deep learning is introduced. In this work, we use tensor completion algorithms, designed for sparse datasets, to infer a material's properties (Sidiropoulos et al. 2016).

We model material property prediction tasks as tensors. This allows us to use tensor completion for composition-based material property prediction, where we use the chemical formula to predict material properties. By leveraging tensor completion algorithms, we take advantage of the structure of our datasets to infer material property values.

## 2 Methods

Here we outline our methods for dataset generation and tensor completion for materials' property prediction.

### 2.1 Tensor Dataset Generation

To generate tensors used for our experiments, each tensor mode corresponds to either a unique element in the material, or the amount of each unique element in the material. An example fourth order tensor is shown below. The highlighted value represents the chemical formula  $\text{AuBr}_5$ .

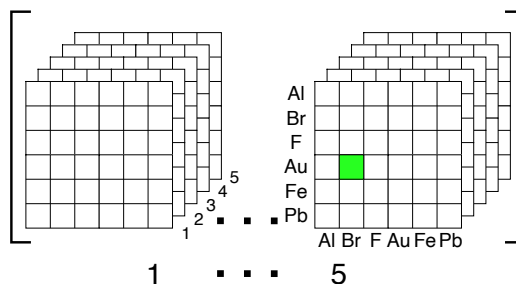


Figure 1: Example fourth order tensor representing materials' elements and elements' ratios. The highlighted entry could correspond to the chemical formula  $\text{AuBr}_5$ , since it corresponds to indices Au & Br for the elements, and indices 1 & 5 for the number of atoms in the material.

### 2.2 Tensor Completion for Materials Design

By using tensor completion, we leverage the inherent structure in our multidimensional datasets to predict the results of

the entire space of combinations, using few training values.

**Tensor Decomposition** Tensor decomposition is a key technique to extract information from tensor data. For example, CPD (Canonical Polyadic Decomposition) (Harshman 1970) is a common approach, factoring the tensor into the sum of rank 1 tensors. Tensor decomposition is crucial for tensor completion, which fills in a tensor’s missing values.

**Tensor Completion Models** In our experiments, we use a variety of tensor completion models. These include **CPD** (Harshman 1970), **CPD-S** (Pakala et al. 2024; Ahn, Jang, and Kang 2021), and **NeAT** (Ahn et al. 2024).

**Performance Evaluation** We randomly sample train values, using the rest to calculate Mean Absolute Error (MAE). For true value  $y$  and predicted  $\hat{y}$ ,  $MAE = \frac{1}{n} \sum_{i=1}^n |y_i - \hat{y}_i|$ .

### 3 Experimental Evaluation

Here we experimentally evaluate the viability of using tensor completion on the following tasks that we have defined:

**Task 1:** Total magnetization prediction, using chemical formula. 100,000 training, 50,000 test values.<sup>1</sup>

**Task 2:** Formation energy prediction, using chemical formula. 45,000 training, 4213 test values.<sup>2</sup>

**Task 3:** Band gap prediction, using chemical formula. 45,000 training, 4213 test values.<sup>2</sup>

**Task 4:** Band gap prediction, using chemical formula. 1500 training, 759 test values.<sup>3</sup>

#### 3.1 Tensor Model Comparison\*

For each tensor completion model, we display the average MAE over 5 iterations. We also compare non-tensor models: GradientBoosting (Pedregosa et al. 2011), XGBoost (Chen and Guestrin 2016), and an MLP (Paszke et al. 2019).

	Task 1	Task 2	Task 3	Task 4
CPD	1.397	0.570	0.650	0.430
CPD-S	1.428	0.627	0.631	<b>0.390</b>
NeAT	1.323	0.564	<b>0.608</b>	0.420
Non-Tensor Models				
GradientBoosting	<b>0.898</b>	<b>0.307</b>	0.820	0.560
XGBoost	1.084	0.671	0.686	0.462
MLP	1.242	0.586	0.746	0.574

Table 1: Comparison of ML models, both tensor and non-tensor methods, using the MAE over 5 iterations.

The table shows tensor completion regularly outperforms the benchmark non-tensor models across a variety of tasks.

<sup>1</sup>Original data from (Martin Siron et al. 2024).

<sup>2</sup>Original data from (Li et al. 2024).

<sup>3</sup>Original data from (Hu et al. 2024).

\*There was an error in these results; values are now updated.

#### 3.2 Individual Samples’ Comparison

To observe how useful our methods are in practice, we look at 5 randomly sampled values and predictions for each task.

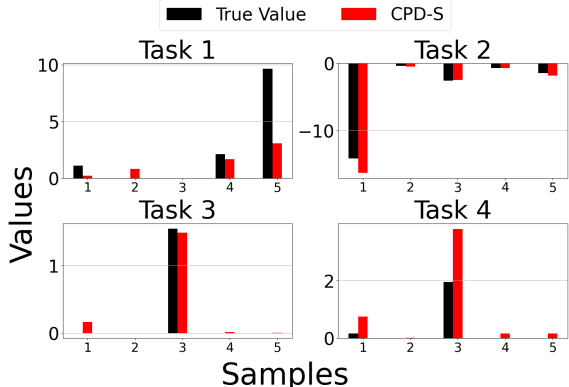


Figure 2: Random samples’ predicted and actual values. Overall CPD-S offers reliability. Even with limited training samples in Task 4, CPD-S is still able to distinguish between low and high band gap values.

#### 3.3 Efficiency Analysis

Here we observe the performance and training time for different models with respect to the number of training values.

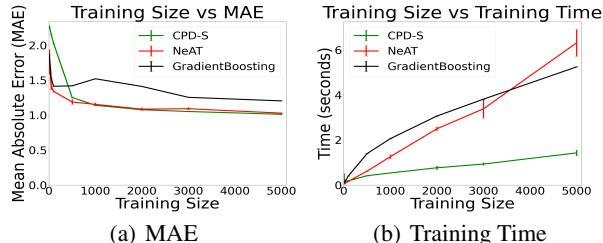


Figure 3: MAE and train time for models, with respect to number of train entries. This displays for a range of training sizes, CPD-S performs well without requiring more time.

### 4 Conclusion

By modeling material property prediction tasks as tensor completion problems, we leverage the inherent structure in our datasets to fill in missing entries. We show the viability of modeling various types of composition-based material property prediction problems as tensor completion problems, predicting band gap, formation energy, and total magnetization. This way we significantly accelerate material design problems by using just a small fraction of computed values to infer the results unobserved materials’ values.

#### Acknowledgements

Research was supported by the National Science Foundation CAREER grant no. IIS 2046086, grant no. IIS 1901379, and CREST Center for Multidisciplinary Research Excellence in Cyber-Physical Infrastructure Systems (MECIS) grant no. 2112650.

## References

- Ahn, D.; Jang, J.-G.; and Kang, U. 2021. Time-aware tensor decomposition for sparse tensors. In *2021 IEEE 8th International Conference on Data Science and Advanced Analytics (DSAA)*, 1–2. IEEE.
- Ahn, D.; Saini, U. S.; Papalexakis, E. E.; and Payani, A. 2024. Neural Additive Tensor Decomposition for Sparse Tensors. In *Proceedings of the 33rd ACM International Conference on Information and Knowledge Management*, 14–23.
- Alsaman, M.; Alqahtani, S. M.; and Alharbi, F. H. 2023. Bandgap energy prediction of ternary zincblende III–V semiconductor compounds using machine learning. *Materials Science in Semiconductor Processing*, 161: 107461.
- Chen, T.; and Guestrin, C. 2016. XGBoost: A Scalable Tree Boosting System. In *Proceedings of the 22nd ACM SIGKDD International Conference on Knowledge Discovery and Data Mining, KDD '16*, 785–794. ACM.
- Gongora, A. E.; Friedman, C.; Newton, D. K.; Yee, T. D.; Doorenbos, Z.; Giera, B.; Duoss, E. B.; Han, T. Y.-J.; Sullivan, K.; and Rodriguez, J. N. 2024. Accelerating the design of lattice structures using machine learning. *Scientific Reports*, 14(1): 13703.
- Haghshenas, Y.; Wong, W. P.; Sethu, V.; Amal, R.; Kumar, P. V.; and Teoh, W. Y. 2024. Full prediction of band potentials in semiconductor materials. *Materials Today Physics*, 46: 101519.
- Harshman, R. 1970. Foundations of the PARAFAC procedure: Models and conditions for an “explanatory” multimodal factor analysis. *UCLA working papers in phonetics*.
- Hu, J.; Liu, D.; Fu, N.; and Dong, R. 2024. Realistic material property prediction using domain adaptation based machine learning. *Digital Discovery*, 3(2): 300–312.
- Jha, D.; Choudhary, K.; Tavazza, F.; Liao, W.-k.; Choudhary, A.; Campbell, C.; and Agrawal, A. 2019. Enhancing materials property prediction by leveraging computational and experimental data using deep transfer learning. *Nature communications*, 10(1): 5316.
- Jha, D.; Gupta, V.; Liao, W.-k.; Choudhary, A.; and Agrawal, A. 2022. Moving closer to experimental level materials property prediction using AI. *Scientific reports*, 12(1): 11953.
- Li, Q.; Fu, N.; Omee, S. S.; and Hu, J. 2024. MD-HIT: Machine learning for material property prediction with dataset redundancy control. *npj Computational Materials*, 10(1): 245.
- Li, X.; Shan, G.; and Shek, C. 2022. Machine learning prediction of magnetic properties of Fe-based metallic glasses considering glass forming ability. *Journal of Materials Science & Technology*, 103: 113–120.
- Martin Siron; Inel Djafar; Lucile Ritchie; Etienne Du-Fayet; Amandine Rossello; Ali Ramlaoui; Leandro von Werra; Thomas Wolf; and Alexandre Duval. 2024. LeMat-BulkUnique Dataset.
- Pakala, S.; Graw, B.; Ahn, D.; Dinh, T.; Mahin, M. T.; Tsotras, V.; Chen, J.; and Papalexakis, E. E. 2024. Automating Data Science Pipelines with Tensor Completion. In *2024 IEEE International Conference on Big Data (BigData)*, 1075–1084.
- Paszke, A.; Gross, S.; Massa, F.; Lerer, A.; Bradbury, J.; Chanan, G.; Killeen, T.; Lin, Z.; Gimelshein, N.; Antiga, L.; et al. 2019. Pytorch: An imperative style, high-performance deep learning library. *Advances in neural information processing systems*, 32.
- Pedregosa, F.; Varoquaux, G.; Gramfort, A.; Michel, V.; Thirion, B.; Grisel, O.; Blondel, M.; Prettenhofer, P.; Weiss, R.; Dubourg, V.; Vanderplas, J.; Passos, A.; Cournapeau, D.; Brucher, M.; Perrot, M.; and Duchesnay, E. 2011. Scikit-learn: Machine Learning in Python. *Journal of Machine Learning Research*, 12: 2825–2830.
- Sidiropoulos, N. D.; De Lathauwer, L.; Fu, X.; Huang, K.; Papalexakis, E. E.; and Faloutsos, C. 2016. Tensor Decomposition for Signal Processing and Machine Learning. *IEEE Signal Processing Magazine*.
- Wang, Y.; Tian, Y.; Kirk, T.; Laris, O.; Ross Jr, J. H.; Noebe, R. D.; Keylin, V.; and Arróyave, R. 2020. Accelerated design of Fe-based soft magnetic materials using machine learning and stochastic optimization. *Acta Materialia*, 194: 144–155.
- Xie, T.; and Grossman, J. C. 2018. Crystal graph convolutional neural networks for an accurate and interpretable prediction of material properties. *Physical review letters*, 120(14): 145301.
- Xin, R.; Siriwardane, E. M.; Song, Y.; Zhao, Y.; Louis, S.-Y.; Nasiri, A.; and Hu, J. 2021. Active-learning-based generative design for the discovery of wide-band-gap materials. *The Journal of Physical Chemistry C*, 125(29): 16118–16128.