

HYPERZERO: A Customized End-to-End Auto-Tuning System for Recommendation with Hourly Feedback

Xufeng Cai*[†]

xcai74@wisc.edu

Department of Computer Sciences
University of Wisconsin-Madison
Madison, WI, United States

Ziwei Guan*

guanziwei@meta.com

Meta Platforms Inc.
Menlo Park, CA, United States

Lei Yuan*

leiyuan@meta.com

Meta Platforms Inc.
Bellevue, WA, United States

Ali Selman Aydin*

aliselmanaydin@meta.com

Meta Platforms Inc.
New York, NY, United States

Tengyu Xu

tengyuxu@meta.com

Meta Platforms Inc.
Menlo Park, CA, United States

Boying Liu

boyingliu@meta.com

Meta Platforms Inc.
Seattle, WA, United States

Wenbo Ren

wenboren@meta.com

Meta Platforms Inc.
New York, NY, United States

Renkai Xiang

renkaixiang@meta.com

Meta Platforms Inc.
Menlo Park, CA, United States

Songyi He

songyihe@meta.com

Meta Platforms Inc.
Menlo Park, CA, United States

Haichuan Yang

hyang.ur@gmail.com

Meta Platforms Inc.
Menlo Park, CA, United States

Serena Li

serenali@meta.com

Meta Platforms Inc.
Menlo Park, CA, United States

Mingze Gao

gaomingze@meta.com

Meta Platforms Inc.
Menlo Park, CA, United States

Yue Weng

yweng@meta.com

Meta Platforms Inc.
Menlo Park, CA, United States

Ji Liu

ji.liu.uwisc@gmail.com

Meta Platforms Inc.
Bellevue, WA, United States

Abstract

Modern recommendation systems can be broadly divided into two key stages: the ranking stage, where the system predicts various user engagements (e.g., click-through rate, like rate, follow rate, watch time), and the value model stage, which aggregates these predictive scores through a function (e.g., a linear combination defined by a weight vector) to measure the value of each content by a single numerical score. Both stages play roughly equally important roles in real industrial systems; however, how to optimize the model weights for the second stage still lacks systematic study. This paper focuses on optimizing the second stage through auto-tuning technology. Although general auto-tuning systems and solutions - both from established production practices and open-source solutions - can address this problem, they typically require weeks or even months to identify a feasible solution. Such prolonged tuning processes are unacceptable in production environments for recommendation systems, as suboptimal value models can severely

degrade user experience. An effective auto-tuning solution is required to identify a viable model within 2-3 days, rather than the extended timelines typically associated with existing approaches. In this paper, we introduce a practical auto-tuning system named HYPERZERO that addresses these time constraints while effectively solving the unique challenges inherent in modern recommendation systems. Moreover, this framework has the potential to be expanded to broader tuning tasks within recommendation systems.

CCS Concepts

• Information systems → Recommender systems.

Keywords

Hyperparameter optimization; value model tuning; recommendation system

ACM Reference Format:

Xufeng Cai, Ziwei Guan, Lei Yuan, Ali Selman Aydin, Tengyu Xu, Boying Liu, Wenbo Ren, Renkai Xiang, Songyi He, Haichuan Yang, Serena Li, Mingze Gao, Yue Weng, and Ji Liu. 2025. HYPERZERO: A Customized End-to-End Auto-Tuning System for Recommendation with Hourly Feedback. In *Proceedings of the 31st ACM SIGKDD Conference on Knowledge Discovery and Data Mining V.1 (KDD '25)*, August 3–7, 2025, Toronto, ON, Canada. ACM, New York, NY, USA, 10 pages. <https://doi.org/10.1145/3690624.3709409>

*Equal contribution.

[†]This work was done when the author was an intern at Meta.



This work is licensed under a Creative Commons Attribution 4.0 International License. *KDD '25, Toronto, ON, Canada*

© 2025 Copyright held by the owner/author(s).

ACM ISBN 979-8-4007-1245-6/25/08

<https://doi.org/10.1145/3690624.3709409>

1 Introduction

Recommendation systems are widely deployed across various scenarios to facilitate user access to pertinent content [4, 9, 10]. In this context, numerous configuration hyperparameters play critical roles in achieving optimal performance and enhancing the overall user experience. To clarify this concept, we first provide a simplified view of how recommendation systems determine the order in which the content should be shown to users. The system usually consists of two components: 1) the ranking stage, and 2) the value model (VM) stage. In the ranking phase, a collection of models predicts the probabilities of different interactions between the user and the contents, such as $p(\text{click})$, $p(\text{share})$, and $p(\text{follow})$. In the value model phase, these predictions are aggregated to determine the holistic value of each content to the user, which is then used to finally sort and present the best contents:

$$\text{score} = \theta_0 * p(\text{click}) + \theta_1 * p(\text{share}) + \theta_2 * p(\text{follow}) + \dots,$$

where θ_0 , θ_1 , and θ_2 are among the most common examples of hyperparameters in a recommendation system. To optimize these hyperparameters, the team needs to balance multiple aggregated online objectives such as total view counts, peak capacity cost, and user daily average usage time. These metrics often require days to calculate and are subject to considerable delay and noise. Traditional tuning approaches, even those refined by engineering teams over the years, typically rely on daily system feedback and require 2-3 weeks to find a reasonable balance.

In practice, however, these configuration parameters often need to be swiftly adapted to evolving business requirements, demanding high efficiency in tuning. For example, when a new interface is launched, there may be a need on the recommendation system to simultaneously promote longer videos to account for regionally nuanced user preferences while adhering to other business constraints. This necessitates an efficient solution for tuning configuration parameters that optimizes for multiple objectives under strict constraints within a short time frame, raising the following question:

How do we reduce the tuning time from weeks to days?

To formalize this hyperparameter tuning problem in the context of recommendation systems, we first introduce a conceptual system that utilizes the tuning process, as illustrated on the left of Figure 1. This conceptual system consists of two main phases: the *estimator* module, which estimates the objectives based on user feedback on the current hyperparameter, and the *optimizer* module, which utilizes the estimation from the *estimator* module and updates the hyperparameter. To address the efficiency concerns raised above, it is important that the tuning system leverages hourly system feedback. However, the conceptual workflow described faces substantial implementation challenges in practice. In particular, we illustrate the real-world system environment for hyperparameter tuning on the right of Figure 1, and discuss the emerging challenges as follows.

- (1) **Estimator: Non-i.i.d. hourly feedback.** Hourly system feedback data received by the prediction module exhibits high variance and is usually correlated over time, violating the independently and identically distributed (i.i.d.) condition required by most algorithms, which leads to a lack of performance guarantee.
- (2) **Optimizer: Multi-objective optimization.** Hyperparameter tuning typically involves multiple objectives on system metrics. However, each metric is a random variable with an unknown distribution, making direct estimation impossible. Furthermore, the gradients or Hessians of these objectives are not available, making (stochastic) first- or second-order optimization algorithms inapplicable. Existing zeroth-order optimization methods, which require only function value evaluations, are also not directly applicable due to the presence of generic constraints and non-i.i.d. hourly data.
- (3) **Delayed environment for system feedback.** There exist inherent system latencies associated with: 1) the hyperparameter change taking effect in the recommendation system, and 2) collecting user and system feedback after the hyperparameter change. These delays can span several hours and potentially offset the efficiency gains achieved by utilizing hourly data in the tuning process.

In this paper, we contribute to addressing the efficiency and capability challenges arising in hyperparameter tuning for recommendation systems. We overcome all aforementioned technical obstacles and propose an end-to-end system for **Hyperparameter auto-tuning via Zeroth-order optimization**, namely **HYPERZERO**.

1.1 Contributions

Our main contributions are summarized as follows.

- **End-to-end auto-tuning with hourly feedback.** We develop an end-to-end hyperparameter auto-tuning system for recommendation systems. Our proposed **HYPERZERO** framework is capable of optimizing multiple generic objectives and constraints and leverages *hourly* system feedback to significantly reduce the iteration cycle from weeks to days.
- **Semi-i.i.d. hourly signal.** To address the challenge of the non-i.i.d. hourly feedback, we propose a semi-i.i.d. (independently distributed) signal that tracks the metric delta between the test and base hyperparameters. This normalized signal is independently distributed on an hourly basis and characterizes the performance gain over the base hyperparameters. We further derive the mean and variance estimates for the delta signal using a high-order Taylor series approximation.
- **Efficient zeroth-order constrained optimization.** **HYPERZERO** accommodates multiple tuning objectives by solving a constrained optimization problem with generic objectives and constraints. We develop an efficient zeroth-order optimization framework that combines a Gaussian process estimator (GP) with Thompson sampling (TS) for arbitrary problem forms. The GP facilitates continuous estimation of random hourly signals with unknown distributions, while new candidates are proposed by solving the constrained problem using TS based on GP estimations. Additionally, we design a recurrent online scheduler for hyperparameter candidate proposals and revisits.

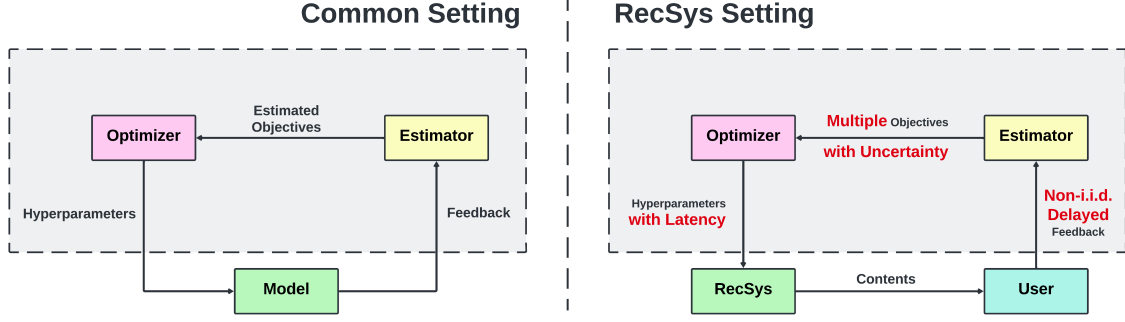


Figure 1: Hyperparameter tuning in common scenarios and recommendation systems respectively.

- **Asynchronous parallel exploration.** We design and implement an asynchronous parallel scheme for hyperparameter sampling and exploration in HYPERZERO. This parallelization strategy enhances efficiency by exploring multiple candidates simultaneously, while the asynchronous scheduler safeguards the tuning process against intermittent disruptions caused by inherent system delays and data waiting periods.

1.2 Related Work

Hyperparameter tuning in recommendation systems has been a long-standing open problem, which has been studied only very recently [5, 7, 15–17, 20]. However, most prior work has focused only on basic collaborative recommendation algorithms such as matrix factorization [5, 7, 15], or deep learning-based systems [12, 21, 23], and there is a lack of existing hyperparameter auto-tuning systems for large-scale modern recommendation systems. On the other hand, Bayesian optimization (BO) methods have been extensively studied for generic hyperparameter tuning; see e.g., [6, 18] for a comprehensive survey and [1–3, 13, 14, 19, 22] for open-source BO frameworks. However, these state-of-the-art BO frameworks cannot be directly applied to our setting due to non-i.i.d. hourly feedback and constraints of arbitrary form.

2 Problem Setting

In this work we study the problem of hyperparameter tuning for recommendation systems. Specifically, we introduce our problem setting and define the following concepts.

Hyperparameter θ . We denote the vector of configuration parameters to be tuned by $\theta \in \mathbb{R}^d$. For example, when tuning the value model of a recommendation system, θ corresponds to the vector of scores assigned to each type of feedback event.

System metric $X(\theta)$. We use $X \in \mathbb{R}$ to denote the metric that characterizes user and system feedback in recommendation systems. Standard examples include

- *View count:* The total number of content items the user viewed on an app.
- *Watch time:* The total time (in seconds or minutes) the user spent on an app.

These metrics are typically scheduled for collection and calculation on an hourly or daily basis in recommendation systems. In this work, we consider *hourly* metrics for efficiency, which are random

and depend on system hyperparameters, i.e.,

$$X = X(\theta; z), \quad \text{where } \theta \in \Theta, z \sim \mathcal{D}_X \quad (2.1)$$

for some underlying unknown distribution \mathcal{D}_X that changes and evolves over hours. When the context is clear, we omit the notation z and denote $X(\theta)$ for brevity.

Constrained optimization formulation. For any generic objective f and constraints g_i with respect to the system metrics $X_1(\theta), X_2(\theta), \dots$, hyperparameter tuning can be formulated as the following constrained optimization problem:

$$\max_{\theta} \mathbb{E}[f(X_1(\theta), X_2(\theta), \dots)] \quad (2.2)$$

$$\text{s.t. } \mathbb{E}[g_i(X_1(\theta), X_2(\theta), \dots)] \geq c_i, \quad i = 1, 2, \dots, m. \quad (2.3)$$

- Eq. (2.2) stands for the average objective over a long time period and accounts for the randomness of metrics, such as the long-term gain in daily active users.
- Eq. (2.3) imposes guardrail constraints on the hyperparameters to protect the ecosystem.

The functions f and g_i can take arbitrary forms, such as linear functions or even neural networks, and are typically determined by specific product scenarios. In general, their function values can be evaluated using the metric estimates for $X_1(\theta), X_2(\theta), \dots$, but the gradient or Hessian of f and g_i with respect to θ is not available. The following example illustrates the optimization formulation in a real-world scenario for hyperparameter tuning.

Example 2.1. Consider a scenario where we want to maximize the metric *view counts* on an app, with a guardrail on its trade-off metric *watch time* of more than -0.1% . Combining this with further restrictions from the product side, such as limiting the delivery of content from sources not followed by the user to less than 10% , we have the following constrained problem

$$\begin{aligned} \max_{\theta} \mathbb{E}[\text{view count}(\theta)] \\ \text{s.t. } \mathbb{E}[\text{watch time}(\theta)] \geq -0.1\%, \\ \mathbb{E}[\text{percentage of unfollowed contents}(\theta)] \leq 10\%. \end{aligned}$$

3 HYPERZERO: Auto-Tuning System

In this section, we introduce our approaches for addressing the three challenges outlined in Section 1 and provide a detailed description of our HYPERZERO auto-tuning system. We begin by introducing

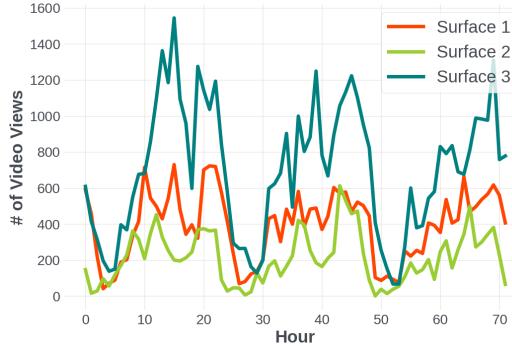


Figure 2: Hourly video view counts across different surfaces from an open-source dataset [8].

our data normalization approach and proposing an independently distributed signal from non-i.i.d. hourly metrics. We then develop a zeroth-order optimizer for solving the constrained problem defined in Eq. (2.2)–(2.3). To handle system latency and delayed feedback, we further present an asynchronous parallel scheme that allows the optimizer to explore multiple candidates simultaneously, enhancing both performance and efficiency. Finally, we summarize and discuss the overall workflow of the HYPERZERO system, combining all three components.

3.1 Data Normalization

In this subsection, we address the first challenge arising from non-i.i.d. hourly metrics and propose a novel hourly signal based on the metric delta, as summarized below.

Challenge 1: Hourly metric is non-i.i.d. with correlation.

Solution: Decorrelation via semi-i.i.d. $\Delta X(\theta) = \frac{X(\theta)}{X(\theta_0)} - 1$.

We first provide further context on the challenge. To achieve our efficiency goal - convergence in days instead of weeks - HYPERZERO operates on hourly system metrics. However, hourly data is noisier than daily data and is no longer independently distributed over hours. This is illustrated in Figure 2, where we plot the hourly trends of view counts across three different surfaces over 72 consecutive hours using an open-source dataset [8]. It can be observed that although a similar pattern repeats daily (every 24 hours) for all surfaces, the hourly metric is non-i.i.d. and typically exhibits high variance and correlation over hours. Thus, it is hard to assess the performance of a given hyperparameter on an hourly basis, posing a significant challenge for hourly hyperparameter tuning.

To address this challenge, we propose a semi-i.i.d. (independently distributed) hourly signal based on the ratio delta of the hourly metric readings between a test group and a control group, i.e.,

$$\Delta X(\theta) := \frac{X(\theta)}{X(\theta_0)} - 1, \quad (\text{for a fixed base } \theta_0) \quad (3.1)$$

where θ_0 is the fixed base hyperparameter assigned to the control group, representing either the default or the current system setup. Notably, $\Delta X(\theta)$ naturally characterizes the percentage metric gain of the test hyperparameter relative to the base hyperparameter. Our

data normalization approach in Eq. (3.1) leverages the observation that user groups with different hyperparameter treatments exhibit a similar hourly fluctuation pattern, as illustrated in Figure 2. This indicates that metric deltas can be used to effectively decorrelate the hourly data.

Note that although we obtain a semi-i.i.d. hourly signal, its distribution remains unknown. Hence, in order to facilitate zeroth-order optimization based on the estimates of ΔX , we need to model its statistics - the mean $\mu(\Delta X; \theta)$ and the variance $\sigma^2(\Delta X; \theta)$ - to characterize the unknown distribution. However, it is technically nontrivial to estimate the mean and variance for the ratio of two random variables. To overcome this challenge, we approximate the statistics $\mu(\Delta X; \theta)$ and $\sigma^2(\Delta X; \theta)$ using a high-order Taylor expansion of the sample mean and variance of X over T rounds (hours), during which the hyperparameters θ and θ_0 have been exposed. In particular, we use the following estimates:

$$\begin{aligned} \mu(\Delta X; \theta) &:= \frac{1}{\sum_{t=0}^T N_t} \sum_{t=0}^T N_t \mu_t(\Delta X; \theta), \\ \sigma^2(\Delta X; \theta) &:= \frac{1}{(\sum_{t=0}^T N_t)^2} \sum_{t=0}^T N_t^2 \sigma_t^2(\Delta X; \theta), \\ \mu_t(\Delta X; \theta) &:= \frac{\mu_t(X; \theta)}{\mu_t(X; \theta_0)} + \frac{\sigma_t^2(X; \theta_0) \mu_t(X; \theta)}{\mu_t^3(X; \theta_0)}, \\ \sigma_t^2(\Delta X; \theta) &:= \frac{\mu_t^2(X; \theta_0) \sigma_t^2(X; \theta) / N_t' + \mu_t^2(X; \theta) \sigma_t^2(X; \theta_0) / N_t}{\mu_t^4(X; \theta_0)}, \end{aligned} \quad (3.2)$$

where N_t and N_t' denote the sizes (number of users) of the test group and the control group, respectively, and $\mu_t(X; \cdot)$ and $\sigma_t^2(X; \cdot)$ are the sample mean and variance of the metric readings for the user group at round t . A few notes are in order here. First, our estimates can be regarded as the weighted aggregation of hourly estimates $\mu_t(\Delta X; \theta)$ and $\sigma_t^2(\Delta X; \theta)$ over T rounds, with more trust placed on hours with larger test groups. Further, the estimates $\mu(\Delta X; \theta)$ and $\sigma^2(\Delta X; \theta)$ can be calculated in a streaming manner in practice, i.e., they can be maintained over rounds and updated as new metric readings are collected.

Lastly, for notational convenience in later sections, we put together our individual estimates for possibly multiple metrics $\Delta X(\theta) = (\Delta X_1(\theta), \Delta X_2(\theta), \dots)^\top$ involved in the tuning task, i.e.,

$$\begin{aligned} \mu_t(\theta) &= (\mu_t(\Delta X_1; \theta), \dots)^\top, \quad \mu(\theta) = (\mu(\Delta X_1; \theta), \dots)^\top, \\ \Sigma_t(\theta) &= \text{diag}(\sigma_t^2(\Delta X_1; \theta), \dots), \quad \Sigma(\theta) = \text{diag}(\sigma^2(\Delta X_1; \theta), \dots), \end{aligned}$$

where $\text{diag}(\cdot)$ denotes a diagonal matrix.

3.2 Zeroth-Order Optimization (GP + TS) for Multiple Constraints

We now discuss how to solve the constrained optimization problem as in Eq. (2.2)–(2.3). Incorporating metric deltas, we aim to solve

$$\begin{aligned} \max_{\theta} \mathbb{E}[f(\Delta X(\theta))] \\ \text{s.t. } \mathbb{E}[g_i(\Delta X(\theta))] \geq c_i, \quad i = 1, 2, \dots, m. \end{aligned} \quad (3.3)$$

However, the problem in Eq. (3.3) poses two main challenges in the context of recommendation systems, as summarized below.

Algorithm 1: Zeroth Order Optimizer: GP + TS

-
- 1: **Inputs:** hyperparameters $\{\theta_1, \dots, \theta_n\}$, record of metric estimates $\mathcal{R} = \{(\mu_0(\theta_j), \Sigma_0(\theta_j), \mu_1(\theta_j), \Sigma_1(\theta_j), \dots)\}_{j=1}^n$, number of solution candidates K
 - 2: Compute $\{(\mu(\theta_j), \Sigma(\theta_j))\}_{j=1}^n$ as in Eq. (3.2)
 - 3: **for** $k = 1, \dots, K$ **do**
 - 4: Estimate $\Delta X(\theta_j) \sim \mathcal{N}(\mu(\theta_j), \Sigma(\theta_j))$ for all $j = 1, \dots, n$
 - 5: Compute $f(\Delta X(\theta_j))$ and $g_i(\Delta X(\theta_j))$ for all $j = 1, \dots, n$
 - 6: Compute $\Theta = \{\theta_j \mid g_i(\Delta X(\theta_j)) \geq c_i, i = 1, \dots, m\}$
 - 7: Pick $\theta_*^{(k)} = \arg \max_{\theta_j \in \Theta} f(\Delta X(\theta_j))$
 - 8: **end for**
 - 9: Return $\{\theta_*^{(k)}\}_{k=1}^K$ and $\{(\mu(\theta_j), \Sigma(\theta_j))\}_{j=1}^n$
-

Challenge 2(a): *Random $\Delta X(\theta)$ with unknown distribution.*

Solution: *Continuous Gaussian process (GP) estimation.*

Challenge 2(b): *$\mathbb{E}[f(\cdot)], \mathbb{E}[g_i(\cdot)]$'s gradients unavailable.*

Solution: *Thompson sampling (TS)-based optimization.*

For those challenges that have particularly arisen in recommendation system settings, existing optimization approaches are not applicable. In particular, the absence of gradient information precludes the use of gradient-based algorithms, so one needs to assort to certain zeroth-order optimization techniques. However, standard zeroth-order approaches typically rely on certain inductive bias regarding the posterior distribution across consecutive iterations, which is nontrivial to establish for generic objectives and constraints in recommendation system settings.

We propose a custom zeroth-order optimization framework that combines Gaussian process (GP) modeling with Thompson sampling (TS), effectively addressing both challenges. We summarize each round of the framework in Algorithm 1, while the overall algorithm is presented in Algorithm 2. In the following, we first introduce the two main components - GP and TS - each of which tackles a specific challenge, and then discuss the overall algorithm framework in detail.

3.2.1 Gaussian process estimation for Challenge 2(a). To start with, we note that although f and g_i can be evaluated once the metrics are estimated, particularly in scenarios of recommendation systems (see e.g., Example 2.1), the metric deltas ΔX remain random variables with unknown distributions. To deal with this issue, we use Gaussian process (GP) for the continuous estimation of the unknown distribution of each metric delta, i.e.,

$$\Delta X_i(\theta) \sim \mathcal{N}(\mu(\Delta X_i; \theta), \sigma^2(\Delta X_i; \theta)), \quad i = 1, 2, \dots, \quad (\text{GP})$$

where $\mu(\Delta X_i; \theta)$, $\sigma^2(\Delta X_i; \theta)$ are the mean and variance estimates of ΔX_i at the current round, as in Eq. (3.2). The detailed steps of GP estimation are listed in Lines 2-5 of Algorithm 1, where a record \mathcal{R} of the hourly metric estimates for candidates $\{\theta_j\}_{j=1}^n$ are maintained for the GP estimation process. The GP estimates $\Delta X(\theta_j)$ are then utilized to evaluate the objective and constraint values. Here, we assume the prior distribution of the metric delta to be Gaussian,

Algorithm 2: Algorithm Framework of HYPERZERO

-
- 1: **Input:** total number of rounds T , proposal probability p , number of solution candidates K , number of samples for proposal N
 - 2: **Initialize:** Hyperparameter candidate bucket \mathcal{B} , metric estimate record $\mathcal{R} = \{(\mu_0(\theta), \Sigma_0(\theta))\}_{\theta \in \mathcal{B}}$
 - 3: **for** $t = 1, \dots, T$ **do**
 - 4: Log $\{(\mu_t(\theta), \Sigma_t(\theta))\}_{\theta \in \mathcal{B}}$ to \mathcal{R}
 - 5: Compute $(\mathcal{A}, \mathcal{R}') = \text{Algorithm 1}(\mathcal{B}, \mathcal{R}, K)$
 - 6: GP = Gaussian Process Regression on $(\mathcal{B}, \mathcal{R}')$
 - 7: $\mathcal{A}' = \text{Algorithm 3}(N, \text{GP})$ with probability p otherwise \emptyset
 - 8: Submit $\mathcal{A} \cup \mathcal{A}'$ for online tests
 - 9: Update $\mathcal{B} = \mathcal{B} \cup \mathcal{A}'$
 - 10: **end for**
-

following Bayesian optimization approaches where Gaussian process regression is commonly employed. More advanced techniques, such as neural networks, could also be used to model the unknown distribution, which we leave for future exploration.

3.2.2 Thompson sampling for Challenge 2(b). For generic objective and constraint functions, their gradient or Hessian with respect to θ is usually inaccessible, so standard first-order or second-order methods in optimization literature do not apply in this setting. To address this challenge on the optimization side, we adopt Thompson sampling (TS) to pick candidates that satisfy the constraints and maximize the objective, as stated in Lines 6–7 of Algorithm 1:

$$\theta_* = \arg \max_{\theta} f(\Delta X(\theta)) \text{ s.t. } g_i(\Delta X(\theta)) \geq c_i, \quad i = 1, \dots, m. \quad (\text{TS})$$

Since the objective and constraint values for TS are computed based on randomly sampled metric deltas, Algorithm 1 repeats the TS process K times to generate multiple solution candidates.

A few remarks are in order here. First, an astute reader may notice that there could be duplicate candidates. This is actually desirable, as more attention will be drawn to the more promising candidates in $\{\theta_j\}_{j=1}^n$. Second, we note that whether a candidate satisfies all the constraints (Line 6 of Algorithm 1) can be checked efficiently as the constrained problem in Eq. (3.3) is usually low-dimensional (with fewer than 10 hyperparameters at a time).

For high-dimensional problems, log-barrier methods or other constraint-penalized formulations can be incorporated into HYPERZERO to solve the constrained problem more efficiently.

3.2.3 Overall algorithm framework. We now discuss the overall algorithm framework of HYPERZERO, as summarized in Algorithm 2. In the beginning, a bucket of hyperparameter candidates is initialized either through a prescribed choice or by uniformly grid-sampling the hyperparameter space. Typically, in practice, an initial bucket size of 100 candidates is sufficient. For each candidate, we maintain a record \mathcal{R} of all its historical hourly metric estimates. At each round, we collect the latest hourly metrics readings from system feedback and log the corresponding hourly estimates onto \mathcal{R} . Then we call Algorithm 1 to solve the constrained problem in Eq. (3.3) and pick the solution candidates for online tests to collect metric readings.

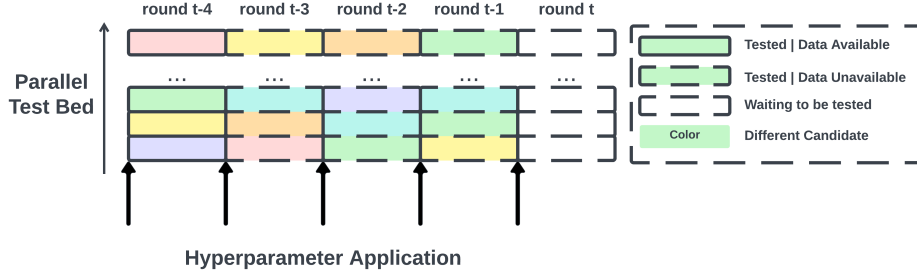


Figure 3: Workflow of asynchronous parallelization in HYPERZERO.

Algorithm 3: Candidate Proposal

- 1: **Inputs:** number of samples N , distribution surrogate GP
 - 2: Randomly sample $\{\theta_j\}_{j=1}^N$ in the hyperparameter space
 - 3: **for** $j = 1, \dots, N$ **do**
 - 4: Compute $(\mu(\theta_j), \Sigma(\theta_j)) = \text{GP}(\theta_j)$
 - 5: Estimate $\Delta X(\theta_j) \sim \mathcal{N}(\mu(\theta_j), \Sigma(\theta_j))$
 - 6: Compute $f(\Delta X(\theta_j))$ and $g_i(\Delta X(\theta_j))$
 - 7: **end for**
 - 8: Compute $\Theta = \{\theta_j \mid g_i(\Delta X(\theta_j)) \geq c_i, i = 1, \dots, m\}$
 - 9: Pick $\theta_* = \arg \max_{\theta_j \in \Theta} f(\Delta X(\theta_j))$
 - 10: Return θ_*
-

To better explore the hyperparameter space and reduce the dependence on the initialization, we further introduce a subroutine of proposing new candidates in each round. The detailed proposal procedure is summarized in Algorithm 3, and HYPERZERO proposes and adds new candidates to the bucket with probability p (usually set to 1) in each round. To generate a new candidate, Algorithm 3 randomly samples N points from the space and adopts the idea of TS, in contrast to less efficient Monte Carlo sampling. To obtain metric estimates for a newly sampled point, we use Gaussian process regression GP to interpolate on the current bucket of hyperparameter candidates and their latest aggregated estimates \mathcal{R}' , which provides better metric estimates for Algorithm 3.

Picking the solution candidates \mathcal{A} using Algorithm 1 for online tests is necessary for two reasons. First, the online traffic for A/B tests is typically limited, while we may have hundreds of candidates to test. Hence, we can only send a subset of the candidates for online tests and collect their metric readings. On the other hand, we want more online traffic to be directed toward the more promising candidates. The repeated TS process in Algorithm 1 would add promising candidates in \mathcal{A} with duplicates. Since each candidate receives the same amount of online exposure, duplicated candidates in \mathcal{A} automatically receive more traffic for online tests.

3.3 Asynchronous parallel exploration

We now introduce the final component of HYPERZERO - asynchronous parallelization - to implement our algorithm framework in a real-world recommendation system, addressing system latency for hourly metric readings.

Challenge 3: System latency for hourly metric readings.
Solution: Asynchronous parallel exploration.

3.3.1 Parallelization. As stated in Algorithm 2, HYPERZERO maintains and explores a bucket of hyperparameter candidates in each iteration. To improve the efficiency in terms of wall-clock time, these candidates are explored *in parallel* to collect hourly metric readings. This parallelization approach allows for more testing results within the same time period, compared to exploring one candidate at a time with all online traffic.

3.3.2 Asynchronous execution. Further, parallelization faces a bottleneck caused by inherent system latency of hyperparameter configuration changes, and system feedback for all candidates is often not received simultaneously by the tuning system. To resolve this issue, HYPERZERO is built as an *asynchronous* parallel loop at the infrastructure level, as illustrated in a typical running scenario in Figure 3. In particular, at a certain starting point (e.g., 0 minutes, 0 seconds of an hour), the system will apply multiple hyperparameter candidates in parallel on the test bed (usually a group of online A/B tests), with the understanding that feedback from the most recent rounds may or may not be available. As shown in Figure 3, the feedback data is delayed by 3 rounds, and at each round, HYPERZERO makes the hyperparameter application decisions based on all available data at that point, i.e., updating the record \mathcal{R} of metric estimates and proceeding with Algorithm 1. For each candidate, its estimates in Eq. (3.2) are aggregated only over the rounds when the estimates are available in \mathcal{R} , as Eq. (3.2) does not require consecutive hourly estimates. In practice, even with a delay spanning over 6 rounds, the convergence speed of HYPERZERO remains almost the same during a tuning job over 3 days.

3.4 Overall system design

To conclude this section, we now present the system design of HYPERZERO in Figure 4, combining all the components introduced in the previous subsections, where we implement our algorithm framework of HYPERZERO as outlined in Algorithm 2 within a real system environment. In each round, the data aggregator asynchronously collects user feedback and system metrics. The model updater logs the most recent metric estimates and follows Algorithm 2 to solve the constrained optimization problem in Eq. (3.3) based on the available data at the current round. The candidates $\mathcal{A} \cup \mathcal{A}'$

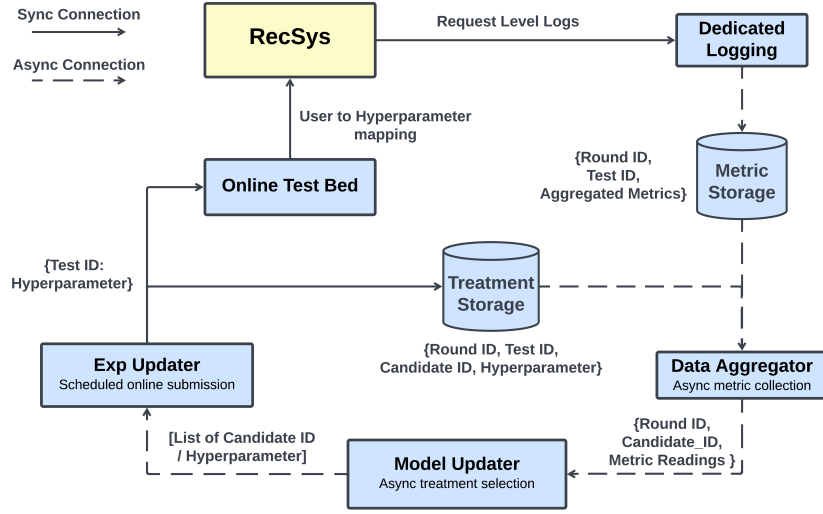


Figure 4: System design of HYPERZERO auto-tuning system.

picked by the model updater are then sent to the exp updater, which submits the candidates to the online testbed for application in the recommendation system. In addition to these algorithm modules, the hyperparameter configurations and their metric readings and estimates are stored in the hyperparameter storage and metric storage, respectively, in the format specified in Figure 4.

4 Experiments

In this section, we conduct numerical experiments to evaluate our proposed HYPERZERO framework, based on the following questions:

- **Q1 (ablation study):** Is each algorithm component of HYPERZERO essential for its performance with hourly metrics?
- **Q2 (performance comparison):** Does HYPERZERO show better performance than existing tuning approaches?

Note that, unlike many other papers, this paper essentially introduces a full system rather than a single algorithm, which makes it hard to perform an apple-to-apple comparison. Therefore, the experiments will be mainly used to validate each component of this system. We first test the HYPERZERO system in a synthetic environment for ablation studies and present a preliminary comparison with a general Bayesian optimization-based hyperparameter tuning framework. The main reason for using synthetic data is that there are no open-source datasets where we can explicitly evaluate the metrics given certain hyperparameters. To justify the performance in real-world scenarios, we then present the evaluation results, including further ablation studies and comparisons with a leading open-source Bayesian optimization framework, by deploying HYPERZERO in a production environment.

4.1 Experiments on synthetic data

In this subsection, we consider a synthetic environment defined in Sec. 4.1.1. In this environment, 1) we first conduct ablation studies for HYPERZERO for Q1, where we remove one main design component from HYPERZERO at a time. In particular, we consider two

variants of HYPERZERO: one adopts synchronous parallelization and proceeds only after all batches of feedback have been received, while the other directly uses the hourly metrics without data normalization; 2) For Q2, we compare HYPERZERO with a built-in Bayesian optimizer from scikit-optimize [11] adapted to this setting. For both cases, the performance is evaluated based on the following two measures: the objective gain over the base hyperparameter and the constraint violation defined by

$$\text{Gain}(\theta) := \frac{f(\theta)}{f(\theta_0)} - 1, \text{ Violation}(\theta) := \max\{c - g(\theta), 0\}, \quad (4.1)$$

where a larger objective gain is preferable and a smaller or zero constraint violation is desirable.

4.1.1 *Experiment setting.* Motivated by the hyperparameter tuning scenario mentioned in Example 2.1, we consider the following constrained optimization problem:

$$\begin{aligned} \max_{\theta \in [0,1]^2} & \left\{ f(\theta) := \mathbf{w}_1 \mathbb{E}[X_1(\theta; t)] + \mathbf{w}_2 \mathbb{E}[X_2(\theta; t)] \right\} \\ \text{s.t. } & g(\theta) := \mathbf{w}_3 \mathbb{E}[X_1(\theta; t)] + \mathbf{w}_4 \mathbb{E}[X_2(\theta; t)] \geq c \end{aligned} \quad (4.2)$$

where θ is the hyperparameter to optimize, t represents the hourly time step, and $X_1(\theta; t), X_2(\theta; t)$ simulate two hourly metrics with uncertainty following Gaussian distributions. The base hyperparameter θ_0 is randomly initialized and then fixed for the duration of the experiment. We further construct a synthetic environment over T time steps (hours) to simulate the recommendation system with two sources of latency. First, the metric reading is delayed by τ time steps after the new θ is dispatched. Second, the system takes an additional ξ time steps to receive the response metrics, where ξ is a random Gaussian variable. Details on the experiment setup and parameter choices are provided in Appendix A.

4.1.2 *Experiment results.* We now report the results of two experiments on synthetic data.

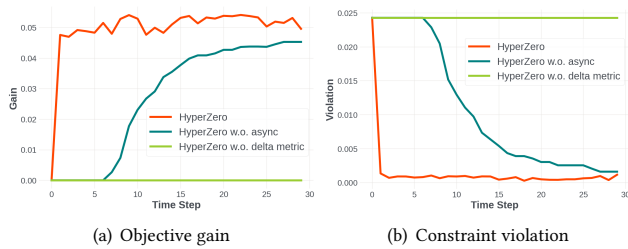


Figure 5: Ablation study of HYPERZERO on synthetic data.

Table 1: Comparison between HYPERZERO and Bayesian optimization on delta metrics on synthetic data.

	Gain (%)	Violation
Unconstrained BO	2.128 ± 0.856	0.592 ± 0.0051
Penalized BO	2.080 ± 0.760	0.592 ± 0.0044
HYPERZERO	4.951 ± 0.205	0.001 ± 0.0004

Ablation study. We plot the objective gain and constraint violation for HYPERZERO and its ablated variants in Figure 5, with the results averaged over 50 runs using different random seeds. In response to **Q1**, we observe that 1) HYPERZERO demonstrates a much faster learning speed for the objective gain and better control of the constraint violation compared to the other two variants; 2) The delta metric is critical, as the algorithm cannot learn anything from the environment if it directly uses the hourly metrics; 3) The synchronous variant learns from the environment approximately 50% slower than HYPERZERO, validating the efficiency improvement through asynchronous parallelization.

Comparison with Bayesian optimizer. Since the Bayesian optimizer (BO) in scikit-optimize [11] only accepts unconstrained formulations, we compare HYPERZERO with two BO variants adapted to our setting: one that optimizes only the objective (unconstrained) and the other that optimizes a constraint-penalized objective (penalized). The regularization parameter of the penalized BO variant is manually tuned to be optimal. Ignoring the gains of HYPERZERO from data normalization, we also test both BO variants on normalized delta metrics; otherwise, as illustrated in Figure 5, the solver cannot learn effectively from the environment. Other implementation details for BO follow the solver’s default settings.

We report the comparison results after 30 time steps over 50 runs with different random seeds in Table 1. The results show that HYPERZERO outperforms the BO methods in both measures, and HYPERZERO even achieves a higher objective gain while solving a constrained optimization problem. Furthermore, the hard constraints implemented in HYPERZERO ensure better guardrail feasibility, while the penalized BO still suffers significant guardrail violations, even with a large regularization. These results provide an affirmative answer to **Q2**, demonstrating that HYPERZERO has better exploration efficiency and is capable of finding solutions that are more globally optimal than those identified by BO.

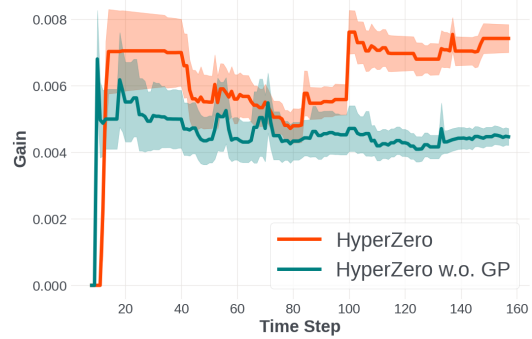


Figure 6: Ablation study of candidate proposal of HYPERZERO in industrial settings.

4.2 Experiments in industrial settings

For **Q1**, we provide a more fine-grained case study on the ablated variant of HYPERZERO. For **Q2**, we compare the optimizer component of HYPERZERO with an industry-leading open-source Bayesian optimizer, complementing the comparison in the previous subsection. In both experiments, we consider the tuning task for a set of VM hyperparameters in the recommendation system and report the *performance gain* defined in Eq. (4.1) for the task’s target metric.

4.2.1 Ablation study. We now conduct a further case study on the more fine-grained algorithm ingredients of HYPERZERO. In particular, we study whether incorporating candidate proposals ($p \neq 0$) as in Algorithm 3 further improves metric gains. We show that exploration with candidate proposals ($p \neq 0$ in Algorithm 2) leads to better performance gains. Specifically, we consider an unconstrained tuning task aimed at increasing view counts on an app and compare HYPERZERO with its variant that does not use candidate proposals ($p = 0$) for this task. We plot the performance gains over the base setup versus hours for 3 days in Figure 6. The results show that HYPERZERO achieves double the performance gain compared to HYPERZERO without candidate proposals. This confirms that exploring new candidates using Algorithm 3 is beneficial to improve the initial prescribed candidates.

4.2.2 Comparison with Bayesian optimizer. We compare the optimizer component of HYPERZERO with the Bayesian optimizer Botorch [3], one of the most popular open-source auto-tuning tools. Since Botorch is not specifically designed for or directly applicable to recommendation systems, we integrate it into our HYPERZERO framework with the data normalization component. This comparison aims to validate that the optimizer in HYPERZERO is at least on par with the mainstream open-source optimizers. Both methods are applied to tune 4 VM hyperparameters in the same production application. Each hyperparameter candidate is exposed to millions of users via the HYPERZERO system before being put on online testing for comparison. For a fairer comparison, we consider the tuning task of increasing view counts without guardrail constraints, disregarding differences in how the two methods enforce constraints.

We plot the hourly trends of view count gains for each method over 3 days in Figure 7, where the color indicates the recency of each candidate’s proposal by the optimizer. The comparison criteria

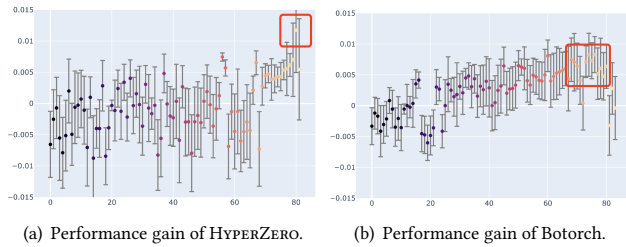


Figure 7: Comparison between HYPERZERO and Botorch in industrial settings: gains 1.2% (HYPERZERO) vs. 0.8% (Botorch) in terms of mean value.

are the performance of the best candidates from the two methods in terms of mean value and lower confidence bound (LCB). As highlighted in the figure, the best results of HYPERZERO in Figure 7(a) outperform Botorch’s in Figure 7(b) on both criteria: 1.2% vs. 0.8% (mean value) and 0.7% vs. 0.5% (LCB). It is worth noting that the highlighted point in Figure 7(a) is also the best candidate in terms of the upper confidence bound (UCB). This point will undergo more online tests as long as the experiment continues, making it a high-confidence candidate if the same gain is observed in subsequent exploration. Additionally, we observe that Botorch is more exploitation-dominant. Hence, most candidates in Figure 7(b) perform well, but identifying significantly better candidates is inefficient, as evidenced by the curve drop at the end of Figure 7(b). In contrast, HYPERZERO facilitates more efficient exploration, enabling the identification of top-performing candidates.

5 Conclusion

In modern recommendation systems, approximately half of the performance improvements stem from refining the function that combines predictions during the value model stage. Despite this, existing auto-tuning systems fail to deliver viable solutions within the critical timeframe of 2-3 days. In this paper, we introduce an end-to-end auto-tuning system that efficiently and effectively optimizes multiple generic objectives and constraints by leveraging hourly system feedback. Our approach incorporates a novel hourly signal to address the challenges of noisy, non-i.i.d. data. We propose an efficient zeroth-order constrained optimization method that combines a Gaussian Process (GP) estimator with Thompson sampling (TS) to handle arbitrary problem forms. Additionally, our adoption of asynchronous parallel exploration significantly reduces the time required to find optimal solutions. This highlights the robustness of our approach and its potential for broader application in tuning tasks across various domains.

Acknowledgements

We would like to thank Chuanqi Wei, Yuhao Du, Yuting Zhang, Renjie Jiang, Yijia Liu, Bo Feng, Cheng Liu, Zellux Wang, Ashish Gandhe, Zhe Wang, Jieli Shen, Everest Chen, Syed Fahad Khalid, Lizhu Zhang, Dayong Wang, Pei Yin, Chao Yang, Hui Zhang, Shilin Ding and others for supporting this project.

References

- [1] AUTHORS, T. E. Emukit: Emulation and uncertainty quantification for decision making. <https://github.com/amzn/emukit>, 2018.
- [2] AUTHORS, T. G. Gpyopt: A bayesian optimization framework in python. <http://github.com/SheffieldML/GPyOpt>, 2016.
- [3] BALANDAT, M., KARRER, B., JIANG, D. R., DAULTON, S., LETHAM, B., WILSON, A. G., AND BAKSHY, E. Botorch: A framework for efficient monte-carlo bayesian optimization. In *Proceedings of Advances in Neural Information Processing Systems* (2020).
- [4] COVINGTON, P., ADAMS, J., AND SARGIN, E. Deep neural networks for youtube recommendations. In *Proceedings of the 10th ACM Conference on Recommender Systems* (2016).
- [5] DEWANCKER, I., MCCOURT, M., AND CLARK, S. Bayesian optimization for machine learning: A practical guidebook. *arXiv preprint arXiv:1612.04858* (2016).
- [6] FRAZIER, P. I. Bayesian optimization. In *Recent Advances in Optimization and Modeling of Contemporary Problems*. INFORMS, 2018, pp. 255–278.
- [7] GALUZZI, B. G., GIORDANI, I., CANDELIERI, A., PEREGO, R., AND ARCHETTI, F. Hyperparameter optimization for recommender systems through bayesian optimization. *Computational Management Science* 17 (2020), 495–515.
- [8] GAO, C., LI, S., ZHANG, Y., CHEN, J., LI, B., LEI, W., JIANG, P., AND HE, X. Kuairand: An unbiased sequential recommendation dataset with randomly exposed videos. In *Proceedings of the 31st ACM International Conference on Information and Knowledge Management* (2022).
- [9] GOMEZ-URIBE, C. A., AND HUNT, N. The netflix recommender system: Algorithms, business value, and innovation. *ACM Transactions on Management Information Systems (TMIS)* 6, 4 (2015), 1–19.
- [10] GROH, G., BIRNKAMMERER, S., AND KÖLLHOFFER, V. Social recommender systems. *Recommender Systems for the Social Web* 32 (2012), 1.
- [11] HEAD, T., MECHCODER, LOUPPE, G., SCHERBATYI, I., FCHARRAS, VINÍCIUS, Z., CMMALONE, SCHRÖDER, C., NEL215, CAMPOS, N., YOUNG, T., CEREDA, S., FAN, T., RENE REX, SHI, K. K., SCHWABEDAL, J., CARLOSDANIELCSANTOS, HVASS-LABS, PAK, M., SOMANYUSERSNAMES TAKEN, CALLAWAY, F., ESTÈVE, L., BESSON, L., CHERTI, M., PFANNNSCHMIDT, K., LINZBERGER, F., CAUET, C., GUT, A., MUELLER, A., AND FABISCH, A. scikit-optimize/scikit-optimize: v0.5.2, Mar. 2018.
- [12] JOGLEKAR, M. R., LI, C., CHEN, M., XU, T., WANG, X., ADAMS, J. K., KHAITAN, P., LIU, J., AND LE, Q. V. Neural input search for large scale recommendation models. In *Proceedings of the 26th ACM SIGKDD International Conference on Knowledge Discovery & Data Mining* (2020).
- [13] KANDASAMY, K., VYSYARAJU, K. R., NEISWANGER, W., PARIA, B., COLLINS, C. R., SCHNEIDER, J., POZOS, B., AND XING, E. P. Tuning hyperparameters without grad students: Scalable and robust bayesian optimisation with dragonfly. *Journal of Machine Learning Research* 21, 81 (2020), 1–27.
- [14] KLEIN, A., FALKNER, S., MANSUR, N., AND HUTTER, F. Robo: A flexible and robust bayesian optimization framework in python. In *NIPS 2017 Bayesian Optimization Workshop* (2017).
- [15] MATUSZYK, P., CASTILLO, R. T., KOTTKE, D., AND SPILIOPOULOU, M. A comparative study on hyperparameter optimization for recommender systems. In *Workshop on Recommender Systems and Big Data Analytics* (2016).
- [16] MONTANARI, M., BERNARDIS, C., AND CREMONESI, P. On the impact of data sampling on hyper-parameter optimisation of recommendation algorithms. In *Proceedings of the 37th ACM/SIGAPP Symposium on Applied Computing* (2022).
- [17] MOSCATI, M., DELDJOO, Y., CARPARELLI, G. D., AND SCHEDL, M. Multiobjective hyperparameter optimization of recommender systems. In *Perspectives@ RecSys* (2023).
- [18] SHAHRIARI, B., SWERSKY, K., WANG, Z., ADAMS, R. P., AND DE FREITAS, N. Taking the human out of the loop: A review of bayesian optimization. *Proceedings of the IEEE* 104, 1 (2015), 148–175.
- [19] SNOEK, J., LAROCHELLE, H., AND ADAMS, R. P. Practical bayesian optimization of machine learning algorithms. In *Proceedings of Advances in Neural Information Processing Systems* (2012).
- [20] VANCHINATHAN, H. P., NIKOLIC, I., DE BONA, F., AND KRAUSE, A. Explore-exploit in top-n recommender systems via gaussian processes. In *Proceedings of the 8th ACM Conference on Recommender Systems* (2014).
- [21] WU, D., SUN, B., AND SHANG, M. Hyperparameter learning for deep learning-based recommender systems. *IEEE Transactions on Services Computing* 16, 4 (2023), 2699–2712.
- [22] WU, J., AND FRAZIER, P. The parallel knowledge gradient method for batch bayesian optimization. *Proceedings of Advances in Neural Information Processing Systems* 29 (2016).
- [23] ZHENG, R., QU, L., CUI, B., SHI, Y., AND YIN, H. Automl for deep recommender systems: A survey. *ACM Transactions on Information Systems* 41, 4 (2023), 1–38.

A Experiment Details

In this section, we provide the experiment details on the synthetic environment in Section 4.1. We consider the following constrained

optimization problem

$$\begin{aligned} \max_{\boldsymbol{\theta} \in [0,1]^2} & \left\{ f(\boldsymbol{\theta}) := \mathbf{w}_1 \mathbb{E}[X_1(\boldsymbol{\theta}; t)] + \mathbf{w}_2 \mathbb{E}[X_2(\boldsymbol{\theta}; t)] \right\} \\ \text{s.t. } & g(\boldsymbol{\theta}) := \mathbf{w}_3 \mathbb{E}[X_1(\boldsymbol{\theta}; t)] + \mathbf{w}_4 \mathbb{E}[X_2(\boldsymbol{\theta}; t)] \geq c, \end{aligned}$$

where $\mathbf{w} = (0.296, 1.165, 0.149, 0.703)^\top$ and $c = 0.6036$ are randomly generated constants. Meanwhile, $X_1(\boldsymbol{\theta}; t)$ and $X_2(\boldsymbol{\theta}; t)$ are two hourly metrics following the Gaussian distributions $\mathcal{N}(\mu_1(\boldsymbol{\theta}; t), \sigma^2)$ and $\mathcal{N}(\mu_2(\boldsymbol{\theta}; t), \sigma^2)$, respectively, where $\sigma = 0.6$ and

$$\mu_1(\boldsymbol{\theta}; t) := (1 + 0.1\delta_1(\boldsymbol{\theta})) W_1(t), \quad \mu_2(\boldsymbol{\theta}; t) := (1 + 0.1\delta_2(\boldsymbol{\theta})) W_2(t).$$

We randomly generate functions $\delta_1(\boldsymbol{\theta}), \delta_2(\boldsymbol{\theta}) : [0, 1]^2 \rightarrow [0, 1]$ as in Figures 8(a) and 8(b), respectively. We choose $W_1(t)$ and $W_2(t)$ to be randomly generated periodic functions over 24 time steps, which exhibit a strong trade-off with each other, motivated by true system metrics such as view counts and watch time, as illustrated in Figure 9. For each time step, we draw $X_1(\boldsymbol{\theta}; t)$ and $X_2(\boldsymbol{\theta}; t)$ 50 times to simulate system metric collection. Moreover, we run the experiment over 50 randomly chosen random seeds: $\{42, 40, 22, 35, 0, 1, 130, 3, 131, 5, 4, 135, 145, 146, 148, 149, 61, 151, 21, 28, 156, 29, 33, 163, 165, 41, 171, 172, 43, 46, 180, 52, 182, 82, 183, 185, 187, 150, 189, 193, 66, 197, 83, 84, 85, 98, 99, 110, 111, 126\}$. We set the number of users available to be 10^6 , $T = 30$, the number of proposed new candidates to be 600, and the number of testing candidates to be 1000. For the base policy, it is randomly picked as $\boldsymbol{\theta}_{base} = (0.011, 0.985)^\top$.

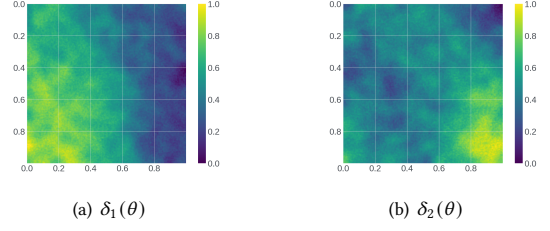


Figure 8: Randomly generated $\delta_1(\boldsymbol{\theta})$ and $\delta_2(\boldsymbol{\theta})$.

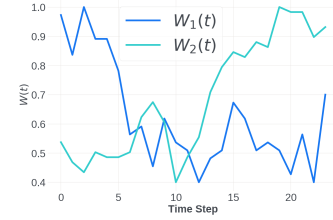


Figure 9: Simulated hourly metrics $W_1(t)$ and $W_2(t)$.